APPENDIX C: CALIBRATION CERTIFICATE

Calibration Laboratory of
Schmid & Partner
Engineering AG
Zeughausstrasse 43, 8004 Zurich, Switzerland

S Schweizerischer Kalibrierdienst
C Service suisse d'étalonnage
Servizio svizzero di taratura
S Swiss Calibration Service

Accredited by the Swiss Accreditation Service (SAS)
The Swiss Accreditation Service is one of the signatories to the EA Multilateral Agreement for the recognition of calibration certificates

Accreditation No.: SCS 0108

Client **Element**
Columbia, USA

Certificate No. **MAGPy-8H3D-3116_Aug25**

CALIBRATION CERTIFICATE

Object	MAGPy-8H3D+E3DV2 SN:3116 MAGPy-DASV2 SN:3107
Calibration procedure(s)	QA CAL-46.v1 Calibration Procedure for MAGPy–8H3D+E3D Near-field Electric and Magnetic Field Sensor System
Calibration date	August 07, 2025

This calibration certificate documents the traceability to national standards, which realize the physical units of measurements (SI). The measurements and the uncertainties with confidence probability are given on the following pages and are part of the certificate.

All calibrations have been conducted in the closed laboratory facility: environment temperature (22 ± 3)°C and humidity < 70%.

Calibration Equipment used (M&TE critical for calibration)

Primary Standards	ID	Cal Date (Certificate No.)	Scheduled Calibration
Oscilloscope	SN: 110918	03-Sep-24 (No. 4030A315008835)	Sep-25
Reference 20 dB Attenuator	SN: CC2552 (20x)	26-Mar-25 (No. 217-04284)	Mar-26
Type-N mismatch	SN: L1119	26-Mar-25 (No. 217-04292)	Mar-26

Secondary Standards	ID	Check Date (in house)	Scheduled Check
Network Analyzer E5061B	SN: MY49810822	In house check: Nov-24	In house check: Nov-25
TEM Cell	SN: S6029i	In house check: Nov-24	In house check: Nov-25
Plate Capacitor	SN: 6028i	In house check: Nov-24	In house check: Nov-25
Resonator (160kHz)	SN: 6030i	In house check: Nov-24	In house check: Nov-25

	Name	Function	Signature
Calibrated by	Krešimir Franjić	Laboratory Technician	SD 9/10
Approved by	Sven Kühn	Technical Manager	

Issued: August 07, 2025

This calibration certificate shall not be reproduced except in full without written approval of the laboratory.

Certificate No: MAGPy-8H3D-3116_Aug25 Page 1 of 26

Unless otherwise specified, no part of this report may be reproduced or utilized in any part, form or by any means, electronic or mechanical, including photocopying and microfilm, without permission in writing from Element. If you have any questions about this or have an enquiry about obtaining additional rights to this report or assembly of contents thereof, please contact CT.INFO@ELEMENT.COM.

Glossary

MAGPy-8H3D-E3D	Magnetic Amplitude and Gradient Probe – Eight H-field Sensors, Single E-field sensor
MAGPy-DAS	Magnetic Amplitude and Gradient Data Acquisition System

Calibration is Performed According to the Following Standards:

a) IEEE Std 1309-2013, "IEEE Standard for calibration of electromagnetic field sensors and probes, excluding antennas, from 9 kHz to 40 GHz", November 2013

Methods Applied and Interpretation of Parameters

- Calibration has been performed after the adjustment of the device.
- *Linearity*: Calibration of the linearity of the field reading over the specified dynamic range at 161.75 kHz. Influence of offset voltage is included in this measurement.
- *Frequency response*: Calibration of the field reading over the specified frequency range from 3.0 kHz to 10.0 MHz.
- Receiving Pattern: Assessed for H-field polarizations ϑ, and $\phi = 0° ... 360°$; $\vartheta = 90°$, and $\phi = 0° ... 360°$; for the XYZ sensors (in TEM-Cell at 4 kHz, 40 kHz, 400 kHz and 4 MHz).
- Receiving Pattern: Assessed for E-field polarizations ϑ, and $\phi = 0° ... 360°$; $\vartheta = 90°$, and $\phi = 0° ... 360°$; for the XYZ sensor (in parallel plate capacitor at 4 kHz, 40 kHz, 400 kHz and 4 MHz).

Calibration Uncertainty

The calibration uncertainty is 0.7 dB for the H-field readings and 1.06 dB for the E-field readings. The calibration uncertainty is specified over the frequency range from 3.0 kHz to 10.0 MHz and a dynamic range from 0.1 A/m to 3200 A/m and from 0.08 V/m to 2000 V/m respectively.

The reported uncertainty of measurement is stated as the standard uncertainty of measurement multiplied by the coverage factor k=2, which for a normal distribution corresponds to a coverage probability of approximately 95%.

Unless otherwise specified, no part of this report may be reproduced or utilized in any part, form or by any means, electronic or mechanical, including photocopying and microfilm, without permission in writing from Element. If you have any questions about this or have an enquiry about obtaining additional rights to this report or assembly of contents thereof, please contact CT.INFO@ELEMENT.COM.

Measurement Conditions

Unit Type	MAGPy–8H3D+E3DV2 (SP MGY 303 AA)	3116
	MAGPy–DASV2 (SE UMS 303 AF)	3107
	MAGPy FPGA Board	WP000261
Adjustment Date	Last MAGPy Adjustment	August 07, 2025
Firmware SW Version	MAGPy Firmware	Ver. 1.00
Backend SW Version	MAGPy Backend	Ver. 1.0.2
Calibration SW Version	MAGACAP	Ver. 1.0

Dynamic Range

Dynamic Range, H-field, Channel 0

H-field/(A/m) Applied			H-field/(A/m) Reading			Difference/(dB)			
x	y	z	x	y	z	x	y	z	Tolerance/(dB)
0.380	0.380	0.370	0.400	0.400	0.380	0.45	0.45	0.23	±1.00
0.520	0.510	0.500	0.540	0.540	0.510	0.33	0.50	0.17	±1.00
0.720	0.710	0.690	0.750	0.710	0.700	0.35	0.00	0.12	±1.00
0.940	0.930	0.900	0.980	0.930	0.910	0.36	0.00	0.10	±1.00
1.27	1.25	1.21	1.31	1.26	1.22	0.27	0.07	0.07	±1.00
1.74	1.72	1.66	1.76	1.71	1.65	0.10	−0.05	−0.05	±1.00
2.31	2.29	2.21	2.33	2.30	2.20	0.07	0.04	−0.04	±0.20
3.09	3.06	2.95	3.10	3.06	2.95	0.03	0.00	0.00	±0.20
4.18	4.16	4.00	4.22	4.15	3.99	0.08	−0.02	0.02	±0.20
5.66	5.63	5.41	5.68	5.62	5.41	0.03	−0.02	0.00	±0.20
7.60	7.57	7.27	7.61	7.59	7.28	0.01	0.02	0.01	±0.20
10.1	10.1	9.70	10.2	10.1	9.71	0.09	0.00	0.01	±0.20
13.7	13.7	13.1	13.7	13.7	13.1	0.00	0.00	0.00	±0.20
18.4	18.4	17.7	18.4	18.4	17.6	0.00	0.00	−0.05	±0.20
24.9	24.9	23.9	24.9	24.9	23.8	0.00	0.00	−0.04	±0.20
33.2	33.2	31.9	33.4	33.4	32.0	0.05	0.05	0.03	±0.20
44.8	44.9	43.0	45.0	45.1	43.3	0.04	0.04	0.06	±0.20
60.7	60.9	58.4	60.9	61.3	58.7	0.03	0.06	0.04	±0.20
83.4	83.8	80.3	83.0	83.5	79.9	-0.04	−0.03	−0.04	±0.20
109	110	105	109	109	105	0.00	-0.08	0.00	±0.20
150	151	145	149	150	144	−0.06	-0.06	-0.06	±0.20
207	209	200	207	208	200	0.00	−0.04	0.00	±0.20
287	289	278	289	284	279	0.06	−0.15	0.03	±0.20
424	425	410	416	421	403	-0.17	-0.08	−0.15	±0.20
584	586	566	578	584	559	−0.09	-0.03	−0.11	±0.20
873	875	847	872	881	845	−0.01	0.06	−0.02	±0.20
1320	1320	1280	1340	1350	1300	0.13	0.20	0.13	±0.30
1800	1800	1750	1850	1860	1790	0.24	0.28	0.20	±0.30
2940	2930	2850	3040	3050	2940	0.29	0.35	0.27	±0.40
3490	3470	3370	3620	3630	3500	0.32	0.39	0.33	±0.50

SPEAG H-field linearity tolerance criteria[1]:
- ±1.0dB for applied H-fields < 2.0A/m
- ±0.2dB for applied H-fields ≥ 2.0A/m and < 1000A/m
- ±0.3dB for applied H-fields ≥ 1000A/m and < 2000A/m
- ±0.4dB for applied H-fields ≥ 2000A/m and < 3000A/m
- ±0.5dB for applied H-fields ≥ 3000A/m

[1] Calibration uncertainty not taken into account (shared risk 50%).

Unless otherwise specified, no part of this report may be reproduced or utilized in any part, form or by any means, electronic or mechanical, including photocopying and microfilm, without permission in writing from Element. If you have any questions about this or have an enquiry about obtaining additional rights to this report or assembly of contents thereof, please contact CT.INFO@ELEMENT.COM.

Dynamic Range, H-field, Channel 1

H-field/(A/m) Applied			H-field/(A/m) Reading			Difference/(dB)			
x	y	z	x	y	z	x	y	z	Tolerance/(dB)
0.400	0.380	0.380	0.410	0.420	0.390	0.21	0.87	0.23	±1.00
0.540	0.520	0.510	0.540	0.570	0.530	0.00	0.80	0.33	±1.00
0.740	0.720	0.710	0.730	0.740	0.730	−0.12	0.24	0.24	±1.00
0.960	0.930	0.920	0.970	0.940	0.950	0.09	0.09	0.28	±1.00
1.30	1.26	1.25	1.32	1.28	1.25	0.13	0.14	0.00	±1.00
1.78	1.74	1.71	1.81	1.76	1.71	0.15	0.10	0.00	±1.00
2.38	2.32	2.28	2.40	2.32	2.28	0.07	0.00	0.00	±0.20
3.17	3.09	3.04	3.18	3.11	3.06	0.03	0.06	0.06	±0.20
4.29	4.20	4.12	4.32	4.21	4.12	0.06	0.02	0.00	±0.20
5.81	5.68	5.58	5.83	5.70	5.55	0.03	0.03	−0.05	±0.20
7.80	7.64	7.49	7.81	7.66	7.48	0.01	0.02	−0.01	±0.20
10.4	10.2	9.99	10.4	10.2	9.99	0.00	0.00	0.00	±0.20
14.0	13.8	13.5	14.1	13.8	13.5	0.06	0.00	0.00	±0.20
18.9	18.6	18.2	19.0	18.7	18.2	0.05	0.05	0.00	±0.20
25.5	25.1	24.6	25.6	25.2	24.6	0.03	0.03	0.00	±0.20
34.0	33.6	32.8	34.3	33.8	33.0	0.08	0.05	0.05	±0.20
46.0	45.4	44.3	46.2	45.6	44.5	0.04	0.04	0.04	±0.20
62.3	61.5	60.2	62.6	61.9	60.5	0.04	0.06	0.04	±0.20
85.6	84.6	82.7	85.2	84.2	82.4	−0.04	−0.04	−0.03	±0.20
112	111	108	111	110	108	−0.08	−0.08	0.00	±0.20
154	152	149	153	152	148	−0.06	0.00	−0.06	±0.20
213	211	207	212	210	206	−0.04	−0.04	−0.04	±0.20
295	291	286	296	286	288	0.03	−0.15	0.06	+0.20
435	430	423	427	424	415	−0.16	−0.12	−0.17	±0.20
600	592	583	593	588	577	−0.10	−0.06	−0.09	±0.20
897	883	873	895	888	871	−0.02	0.05	−0.02	±0.20
1360	1340	1320	1380	1360	1340	0.13	0.13	0.13	±0.30
1850	1820	1800	1900	1870	1840	0.23	0.24	0.19	±0.30
3020	2980	2930	3120	3080	3030	0.28	0.35	0.29	±0.50
3580	3510	3470	3710	3660	3610	0.31	0.36	0.34	±0.50

SPEAG H-field linearity tolerance criteria[1]:
±1.0dB for applied H-fields < 2.0 A/m
±0.2dB for applied H-fields ≥ 2.0 A/m and < 1000 A/m
+0.3dB for applied H-fields ≥ 1000 A/m and < 2000 A/m
±0.4dB for applied H-fields ≥ 2000 A/m and < 3000 A/m
+0.5dB for applied H-fields ≥ 3000 A/m

[1] Calibration uncertainty not taken into account (shared risk 50%).

Unless otherwise specified, no part of this report may be reproduced or utilized in any part, form or by any means, electronic or mechanical, including photocopying and microfilm, without permission in writing from Element. If you have any questions about this or have an enquiry about obtaining additional rights to this report or assembly of contents thereof, please contact CT.INFO@ELEMENT.COM.

Dynamic Range, H-field, Channel 2

H-field/(A/m) Applied			H-field/(A/m) Reading			Difference/(dB)			
x	y	z	x	y	z	x	y	z	Tolerance/(dB)
0.390	0.380	0.380	0.410	0.400	0.390	0.43	0.45	0.23	±1.00
0.530	0.520	0.510	0.550	0.550	0.530	0.32	0.49	0.33	±1.00
0.730	0.720	0.710	0.740	0.730	0.730	0.12	0.12	0.24	±1.00
0.950	0.940	0.920	0.940	0.930	0.950	−0.09	−0.09	0.28	±1.00
1.29	1.27	1.25	1.28	1.27	1.27	−0.07	0.00	0.14	±1.00
1.76	1.75	1.71	1.78	1.75	1.73	0.10	0.00	0.10	±1.00
2.35	2.33	2.28	2.38	2.33	2.28	0.11	0.00	0.00	±0.20
3.13	3.11	3.04	3.15	3.11	3.03	0.06	0.00	−0.03	±0.20
4.24	4.23	4.12	4.25	4.22	4.12	0.02	−0.02	0.00	±0.20
5.74	5.72	5.58	5.76	5.73	5.56	0.03	0.02	−0.03	±0.20
7.71	7.69	7.49	7.72	7.71	7.49	0.01	0.02	0.00	±0.20
10.3	10.3	9.99	10.3	10.3	9.99	0.00	0.00	0.00	±0.20
13.9	13.9	13.5	13.9	13.9	13.5	0.00	0.00	0.00	±0.20
18.7	18.7	18.2	18.8	18.8	18.2	0.05	0.05	0.00	±0.20
25.2	25.3	24.6	25.3	25.4	24.6	0.03	0.03	0.00	±0.20
33.6	33.8	32.8	33.9	34.0	33.0	0.08	0.05	0.05	±0.20
45.4	45.7	44.3	45.6	45.9	44.5	0.04	0.04	0.04	±0.20
61.6	62.0	60.2	61.8	62.3	60.4	0.03	0.04	0.03	±0.20
84.6	85.2	82.7	84.2	84.8	82.3	−0.04	−0.04	−0.04	±0.20
111	111	108	110	111	108	−0.08	0.00	0.00	±0.20
152	153	149	151	153	148	−0.06	0.00	−0.06	±0.20
210	212	206	210	212	206	0.00	0.00	0.00	±0.20
291	293	286	293	288	288	0.06	−0.15	0.06	±0.20
430	432	423	422	427	415	−0.16	−0.10	−0.17	±0.20
593	596	583	586	593	577	−0.10	−0.04	−0.09	±0.20
886	890	872	884	894	871	−0.02	0.04	−0.01	±0.20
1340	1350	1320	1360	1370	1340	0.13	0.13	0.13	±0.30
1830	1830	1800	1870	1890	1840	0.19	0.28	0.19	±0.30
2990	2980	2930	3080	3100	3030	0.26	0.34	0.29	±0.40
3540	3530	3470	3670	3690	3610	0.31	0.39	0.34	±0.50

SPEAG H-field linearity tolerance criteria[1]:
±1.0 dB for applied H-fields < 2.0 A/m
±0.2 dB for applied H-fields ≥ 2.0 A/m and < 1000 A/m
±0.3 dB for applied H-fields ≥ 1000 A/m and < 2000 A/m
±0.4 dB for applied H-fields ≥ 2000 A/m and < 3000 A/m
±0.5 dB for applied H-fields ≥ 3000 A/m

[1] Calibration uncertainty not taken into account (shared risk 50%).

Unless otherwise specified, no part of this report may be reproduced or utilized in any part, form or by any means, electronic or mechanical, including photocopying and microfilm, without permission in writing from Element. If you have any questions about this or have an enquiry about obtaining additional rights to this report or assembly of contents thereof, please contact CT.INFO@ELEMENT.COM.

Dynamic Range, H-field, Channel 3

H-field/(A/m) Applied			H-field/(A/m) Reading			Difference/(dB)			Tolerance/(dB)
x	y	z	x	y	z	x	y	z	
0.390	0.380	0.370	0.420	0.400	0.400	0.64	0.45	0.68	±1.00
0.530	0.520	0.510	0.560	0.550	0.540	0.48	0.49	0.50	±1.00
0.730	0.720	0.700	0.730	0.740	0.720	0.00	0.24	0.24	±1.00
0.950	0.930	0.910	0.930	0.930	0.920	−0.18	0.00	0.09	±1.00
1.29	1.26	1.23	1.27	1.26	1.24	−0.14	0.00	0.07	±1.00
1.76	1.74	1.68	1.76	1.73	1.70	0.00	−0.05	0.10	±1.00
2.35	2.31	2.25	2.35	2.31	2.25	0.00	0.00	0.00	±0.20
3.13	3.09	2.99	3.13	3.08	3.01	0.00	−0.03	0.06	±0.20
4.24	4.19	4.06	4.22	4.18	4.07	−0.04	−0.02	0.02	±0.20
5.74	5.68	5.49	5.71	5.66	5.49	−0.05	−0.03	0.00	±0.20
7.70	7.63	7.38	7.69	7.63	7.39	−0.01	0.00	0.01	±0.20
10.3	10.2	9.84	10.3	10.2	9.85	0.00	0.00	0.01	±0.20
13.9	13.8	13.3	13.9	13.8	13.3	0.00	0.00	0.00	±0.20
18.7	18.6	17.9	18.7	18.6	17.9	0.00	0.00	0.00	±0.20
25.2	25.1	24.2	25.2	25.1	24.2	0.00	0.00	0.00	±0.20
33.6	33.5	32.3	33.9	33.7	32.5	0.08	0.05	0.05	±0.20
45.4	45.3	43.7	45.6	45.5	43.9	0.04	0.04	0.04	±0.20
61.5	61.5	59.3	61.8	61.8	59.5	0.04	0.04	0.03	±0.20
84.5	84.5	81.5	84.2	84.1	81.1	−0.03	−0.04	−0.04	±0.20
110	111	107	110	110	106	0.00	−0.08	−0.08	±0.20
152	152	147	151	151	146	−0.06	−0.06	−0.06	±0.20
210	210	203	210	210	203	0.00	0.00	0.00	±0.20
291	291	282	293	286	283	0.06	−0.15	0.03	±0.20
430	429	416	422	424	409	−0.16	−0.10	−0.15	±0.20
593	591	575	586	588	568	−0.10	−0.04	−0.11	±0.20
885	883	860	884	887	858	−0.01	0.04	−0.02	±0.20
1340	1330	1300	1360	1360	1320	0.13	0.19	0.13	±0.30
1830	1820	1780	1870	1870	1820	0.19	0.24	0.19	±0.30
2980	2960	2890	3080	3060	2980	0.29	0.29	0.27	±0.40
3540	3500	3420	3670	3620	3550	0.31	0.29	0.32	±0.50

SPEAG H-field linearity tolerance criteria[1]:
±1.0 dB for applied H-fields < 2.0 A/m
±0.2 dB for applied H-fields ≥ 2.0 A/m and < 1000 A/m
±0.3 dB for applied H-fields ≥ 1000 A/m and < 2000 A/m
±0.4 dB for applied H-fields ≥ 2000 A/m and < 3000 A/m
±0.5 dB for applied H-fields ≥ 3000 A/m

[1] Calibration uncertainty not taken into account (shared risk 50%).

Unless otherwise specified, no part of this report may be reproduced or utilized in any part, form or by any means, electronic or mechanical, including photocopying and microfilm, without permission in writing from Element. If you have any questions about this or have an enquiry about obtaining additional rights to this report or assembly of contents thereof, please contact CT.INFO@ELEMENT.COM.

Dynamic Range, H-field, Channel 4

H-field/(A/m) Applied			H-field/(A/m) Reading			Difference/(dB)			
x	y	z	x	y	z	x	y	z	Tolerance/(dB)
0.390	0.390	0.380	0.420	0.400	0.410	0.64	0.22	0.66	±1.00
0.520	0.520	0.510	0.550	0.540	0.540	0.49	0.33	0.50	±1.00
0.720	0.720	0.710	0.750	0.730	0.730	0.35	0.12	0.24	±1.00
0.940	0.940	0.920	0.950	0.950	0.940	0.09	0.09	0.19	±1.00
1.27	1.28	1.25	1.28	1.29	1.26	0.07	0.07	0.07	±1.00
1.74	1.76	1.71	1.76	1.77	1.73	0.10	0.05	0.10	±1.00
2.32	2.34	2.28	2.33	2.35	2.30	0.04	0.04	0.08	±0.20
3.09	3.13	3.03	3.12	3.13	3.05	0.08	0.00	0.06	±0.20
4.19	4.24	4.11	4.23	4.26	4.13	0.08	0.04	0.04	±0.20
5.67	5.75	5.57	5.71	5.76	5.58	0.06	0.02	0.02	±0.20
7.62	7.73	7.48	7.68	7.75	7.51	0.07	0.02	0.03	±0.20
10.2	10.3	9.98	10.2	10.3	10.0	0.00	0.00	0.02	±0.20
13.7	13.9	13.5	13.8	14.0	13.5	0.06	0.06	0.00	±0.20
18.5	18.8	18.2	18.6	18.9	18.2	0.05	0.05	0.00	±0.20
24.9	25.4	24.6	25.0	25.4	24.6	0.03	0.00	0.00	±0.20
33.2	33.9	32.8	33.5	34.1	33.0	0.08	0.05	0.05	±0.20
44.9	45.9	44.3	45.2	46.1	44.5	0.06	0.04	0.04	±0.20
60.9	62.2	60.1	61.1	62.5	60.4	0.03	0.04	0.04	±0.20
83.6	85.5	82.6	83.2	85.2	82.2	−0.04	−0.03	−0.04	±0.20
109	112	108	109	111	108	0.00	−0.08	0.00	±0.20
150	154	149	149	153	148	−0.06	−0.06	−0.06	±0.20
208	213	206	207	213	206	−0.04	0.00	0.00	±0.20
288	295	286	289	289	287	0.03	−0.18	0.03	±0.20
425	434	422	417	429	415	−0.17	−0.10	−0.15	±0.20
586	598	583	579	596	576	−0.10	−0.03	−0.10	±0.20
876	893	872	873	898	871	−0.03	0.05	−0.01	±0.20
1330	1350	1320	1340	1380	1340	0.07	0.19	0.13	±0.30
1810	1840	1800	1850	1900	1840	0.19	0.28	0.19	±0.30
2950	2990	2930	3040	3110	3030	0.26	0.34	0.29	±0.40
3500	3540	3470	3620	3700	3610	0.29	0.38	0.34	±0.50

SPEAG H-field linearity tolerance criteria[1]:
±1.0dB for applied H-fields < 2.0A/m
±0.2dB for applied H-fields ≥ 2.0A/m and < 1000A/m
±0.3dB for applied H-fields ≥ 1000A/m and < 2000A/m
±0.4dB for applied H-fields ≥ 2000A/m and < 3000A/m
±0.5dB for applied H-fields ≥ 3000A/m

[1] Calibration uncertainty not taken into account (shared risk 50%).

Unless otherwise specified, no part of this report may be reproduced or utilized in any part, form or by any means, electronic or mechanical, including photocopying and microfilm, without permission in writing from Element. If you have any questions about this or have an enquiry about obtaining additional rights to this report or assembly of contents thereof, please contact CT.INFO@ELEMENT.COM.

Dynamic Range, H-field, Channel 5

H-field/(A/m) Applied			H-field/(A/m) Reading			Difference/(dB)			
x	y	z	x	y	z	x	y	z	Tolerance/(dB)
0.390	0.390	0.390	0.400	0.400	0.420	0.22	0.22	0.64	±1.00
0.530	0.530	0.530	0.540	0.550	0.570	0.16	0.32	0.63	±1.00
0.730	0.740	0.730	0.730	0.750	0.760	0.00	0.12	0.35	±1.00
0.950	0.960	0.950	0.950	0.960	0.990	0.00	0.00	0.36	±1.00
1.29	1.30	1.29	1.27	1.29	1.31	−0.14	−0.07	0.13	±1.00
1.77	1.79	1.77	1.76	1.78	1.80	−0.05	−0.05	0.15	±1.00
2.35	2.38	2.35	2.36	2.37	2.38	0.04	−0.04	0.11	±0.20
3.14	3.18	3.14	3.13	3.17	3.16	−0.03	−0.03	0.06	±0.20
4.26	4.32	4.25	4.25	4.31	4.27	−0.02	−0.02	0.04	±0.20
5.75	5.84	5.76	5.76	5.84	5.77	0.02	0.00	0.02	±0.20
7.73	7.86	7.74	7.73	7.91	7.76	0.00	0.06	0.02	±0.20
10.3	10.5	10.3	10.3	10.6	10.3	0.00	0.08	0.00	±0.20
13.9	14.2	13.9	13.9	14.3	13.9	0.00	0.06	0.00	±0.20
18.7	19.1	18.8	18.8	19.2	18.8	0.05	0.05	0.00	±0.20
25.3	25.8	25.4	25.3	25.9	25.4	0.00	0.03	0.00	±0.20
33.7	34.5	33.9	34.0	34.7	34.1	0.08	0.05	0.05	±0.20
45.5	46.7	45.8	45.8	46.9	46.0	0.06	0.04	0.04	±0.20
61.7	63.3	62.2	62.0	63.6	62.4	0.04	0.04	0.03	±0.20
84.8	87.0	85.4	84.5	86.7	85.1	−0.03	−0.03	−0.03	±0.20
111	114	112	110	113	111	−0.08	−0.08	−0.08	±0.20
152	156	154	152	156	153	0.00	0.00	−0.06	±0.20
211	217	213	210	216	213	−0.04	−0.04	0.00	±0.20
292	300	296	293	294	297	0.03	−0.18	0.03	±0.20
431	442	437	423	437	429	−0.16	−0.10	−0.16	±0.20
595	609	603	587	606	596	−0.12	−0.04	−0.10	±0.20
886	909	901	886	914	900	−0.02	0.05	−0.01	±0.20
1350	1370	1370	1360	1400	1380	0.06	0.19	0.06	±0.30
1840	1870	1860	1880	1930	1910	0.19	0.27	0.23	±0.30
2990	3050	3030	3090	3170	3130	0.29	0.34	0.28	±0.50
3550	3610	3590	3680	3770	3720	0.31	0.38	0.31	±0.50

SPEAG H-field linearity tolerance criteria[1]:
±1.0 dB for applied H-fields < 2.0 A/m
±0.2 dB for applied H-fields ≥ 2.0 A/m and < 1000 A/m
+0.3 dB for applied H-fields ≥ 1000 A/m and < 2000 A/m
+0.4 dB for applied H-fields ≥ 2000 A/m and < 3000 A/m
+0.5 dB for applied H-fields ≥ 3000 A/m

[1] Calibration uncertainty not taken into account (shared risk 50%).

Unless otherwise specified, no part of this report may be reproduced or utilized in any part, form or by any means, electronic or mechanical, including photocopying and microfilm, without permission in writing from Element. If you have any questions about this or have an enquiry about obtaining additional rights to this report or assembly of contents thereof, please contact CT.INFO@ELEMENT.COM.

Dynamic Range, H-field, Channel 6

H-field/(A/m) Applied			H-field/(A/m) Reading			Difference/(dB)			
x	y	z	x	y	z	x	y	z	Tolerance/(dB)
0.400	0.390	0.390	0.420	0.410	0.390	0.42	0.43	0.00	±1.00
0.540	0.530	0.530	0.560	0.560	0.530	0.32	0.48	0.00	±1.00
0.740	0.740	0.730	0.750	0.760	0.720	0.12	0.23	−0.12	±1.00
0.970	0.960	0.950	0.960	0.950	0.940	−0.09	−0.09	−0.09	±1.00
1.31	1.30	1.28	1.30	1.29	1.26	−0.07	−0.07	−0.14	±1.00
1.80	1.79	1.76	1.79	1.78	1.73	−0.05	−0.05	−0.15	±1.00
2.39	2.38	2.34	2.39	2.39	2.31	0.00	0.04	−0.11	±0.20
3.19	3.18	3.12	3.19	3.17	3.10	0.00	−0.03	−0.06	±0.20
4.32	4.32	4.23	4.32	4.31	4.19	0.00	−0.02	−0.08	±0.20
5.84	5.84	5.73	5.85	5.85	5.68	0.01	0.01	−0.08	±0.20
7.85	7.86	7.69	7.84	7.87	7.64	−0.01	0.01	−0.06	±0.20
10.5	10.5	10.3	10.5	10.5	10.2	0.00	0.00	−0.08	±0.20
14.1	14.2	13.9	14.2	14.2	13.8	0.06	0.00	−0.06	±0.20
19.0	19.1	18.7	19.1	19.1	18.7	0.05	0.00	0.00	±0.20
25.7	25.8	25.2	25.7	25.9	25.2	0.00	0.03	0.00	±0.20
34.2	34.6	33.7	34.5	34.7	33.9	0.08	0.05	0.05	±0.20
46.2	46.7	45.5	46.5	46.9	45.8	0.06	0.04	0.06	±0.20
62.7	63.3	61.8	63.0	63.6	62.1	0.04	0.04	0.04	±0.20
86.1	87.0	85.0	85.7	86.7	84.6	−0.04	−0.03	−0.04	±0.20
113	114	111	112	113	111	−0.08	−0.08	0.00	±0.20
155	156	153	154	156	152	−0.06	0.00	−0.06	±0.20
214	217	212	214	216	212	0.00	−0.04	0.00	±0.20
296	300	294	298	294	296	0.06	−0.18	0.06	±0.20
438	442	434	430	437	426	−0.16	−0.10	−0.16	±0.20
604	609	599	597	606	593	−0.10	−0.04	−0.09	±0.20
902	909	896	901	914	895	−0.01	0.05	−0.01	±0.20
1370	1370	1360	1380	1400	1370	0.06	0.19	0.06	±0.30
1860	1870	1850	1910	1930	1900	0.23	0.27	0.23	±0.30
3040	3050	3010	3140	3170	3110	0.28	0.34	0.28	±0.50
3600	3610	3570	3730	3770	3710	0.31	0.38	0.33	±0.50

SPEAG H-field linearity tolerance criteria[1]:
±1.0dB for applied H-fields < 2.0A/m
±0.2dB for applied H-fields ≥ 2.0A/m and < 1000A/m
±0.3dB for applied H-fields ≥ 1000A/m and < 2000A/m
±0.4dB for applied H-fields ≥ 2000A/m and < 3000A/m
±0.5dB for applied H-fields ≥ 3000A/m

[1] Calibration uncertainty not taken into account (shared risk 50%).

Unless otherwise specified, no part of this report may be reproduced or utilized in any part, form or by any means, electronic or mechanical, including photocopying and microfilm, without permission in writing from Element. If you have any questions about this or have an enquiry about obtaining additional rights to this report or assembly of contents thereof, please contact CT.INFO@ELEMENT.COM.

Dynamic Range, H-field, Channel 7

H-field/(A/m) Applied			H-field/(A/m) Reading			Difference/(dB)			
x	y	z	x	y	z	x	y	z	Tolerance/(dB)
0.390	0.380	0.370	0.410	0.400	0.390	0.43	0.45	0.46	±1.00
0.530	0.520	0.510	0.550	0.540	0.520	0.32	0.33	0.17	±1.00
0.740	0.720	0.700	0.740	0.710	0.690	0.00	−0.12	−0.12	±1.00
0.960	0.940	0.910	0.940	0.930	0.900	−0.18	−0.09	−0.10	±1.00
1.30	1.27	1.23	1.28	1.27	1.23	−0.13	0.00	0.00	±1.00
1.78	1.75	1.68	1.77	1.75	1.70	−0.05	0.00	0.10	±1.00
2.37	2.33	2.25	2.38	2.32	2.24	0.04	−0.04	−0.04	±0.20
3.15	3.11	2.99	3.16	3.10	2.99	0.03	−0.03	0.00	±0.20
4.27	4.22	4.06	4.27	4.24	4.07	0.00	0.04	0.02	±0.20
5.78	5.72	5.49	5.79	5.74	5.51	0.02	0.03	0.03	±0.20
7.76	7.69	7.38	7.76	7.71	7.40	0.00	0.02	0.02	±0.20
10.4	10.3	9.85	10.4	10.3	9.85	0.00	0.00	0.00	±0.20
14.0	13.9	13.3	14.0	13.9	13.3	0.00	0.00	0.00	±0.20
18.8	18.7	17.9	18.9	18.8	17.9	0.05	0.05	0.00	±0.20
25.4	25.3	24.2	25.4	25.3	24.2	0.00	0.00	0.00	±0.20
33.9	33.8	32.3	34.1	34.0	32.5	0.05	0.05	0.05	±0.20
45.8	45.6	43.7	46.0	45.8	43.9	0.04	0.04	0.04	±0.20
62.0	61.9	59.3	62.3	62.2	59.5	0.04	0.04	0.03	±0.20
85.2	85.1	81.5	84.9	84.8	81.1	−0.03	−0.03	−0.04	±0.20
111	111	107	111	111	106	0.00	0.00	−0.08	±0.20
153	153	147	152	152	146	−0.06	−0.06	−0.06	±0.20
212	212	203	211	212	203	−0.04	0.00	0.00	±0.20
293	293	282	295	288	283	0.06	−0.15	0.03	±0.20
433	432	416	425	427	409	−0.16	−0.10	−0.15	±0.20
597	595	575	590	593	568	−0.10	−0.03	−0.11	±0.20
892	889	860	891	894	858	−0.01	0.05	−0.02	±0.20
1350	1340	1300	1370	1370	1320	0.13	0.19	0.13	±0.30
1840	1830	1780	1890	1890	1820	0.23	0.28	0.19	±0.30
3010	2980	2890	3100	3100	2980	0.26	0.34	0.27	±0.50
3560	3530	3420	3700	3680	3550	0.34	0.36	0.32	±0.50

SPEAG H-field linearity tolerance criteria[1]:
±1.0dB for applied H-fields < 2.0A/m
±0.2dB for applied H-fields ≥ 2.0A/m and < 1000A/m
±0.3dB for applied H-fields ≥ 1000A/m and < 2000A/m
±0.4dB for applied H-fields ≥ 2000A/m and < 3000A/m
±0.5dB for applied H-fields ≥ 3000A/m

[1] Calibration uncertainty not taken into account (shared risk 50%).

Unless otherwise specified, no part of this report may be reproduced or utilized in any part, form or by any means, electronic or mechanical, including photocopying and microfilm, without permission in writing from Element. If you have any questions about this or have an enquiry about obtaining additional rights to this report or assembly of contents thereof, please contact CT.INFO@ELEMENT.COM.

Dynamic Range, E-field, Channel 0

E-field/(V/m) Applied			E-field/(V/m) Reading			Difference/(dB)			Tolerance/(dB)		
x	y	z	x	y	z	x	y	z	x	y	z
0.370	0.210	0.040	0.380	0.210	0.060	0.23	0.00	3.52	±5.00	±5.00	±5.00
0.500	0.290	0.050	0.500	0.280	0.060	0.00	−0.30	1.58	±5.00	±5.00	±5.00
0.690	0.400	0.070	0.700	0.390	0.080	0.12	−0.22	1.16	±5.00	±5.00	±5.00
0.900	0.520	0.100	0.910	0.520	0.090	0.10	0.00	−0.92	±5.00	±5.00	±5.00
1.22	0.700	0.130	1.24	0.700	0.110	0.14	0.00	−1.45	±5.00	±5.00	±5.00
1.67	0.970	0.180	1.69	0.980	0.170	0.10	0.09	−0.50	±5.00	±5.00	±5.00
2.23	1.29	0.240	2.24	1.29	0.240	0.04	0.00	0.00	±1.00	±5.00	±5.00
2.98	1.72	0.320	2.99	1.72	0.300	0.03	0.00	−0.56	±1.00	±5.00	±5.00
4.04	2.34	0.430	4.07	2.35	0.400	0.06	0.04	−0.63	±1.00	±1.00	±5.00
5.47	3.16	0.580	5.53	3.16	0.540	0.09	0.00	−0.62	±1.00	±1.00	±5.00
7.36	4.25	0.780	7.43	4.26	0.750	0.08	0.02	−0.34	±1.00	±1.00	±5.00
9.82	5.68	1.04	9.90	5.66	0.990	0.07	−0.03	−0.43	±1.00	±1.00	±5.00
13.3	7.68	1.41	13.4	7.69	1.35	0.07	0.01	−0.38	±1.00	±1.00	±5.00
17.9	10.4	1.90	18.0	10.3	1.80	0.05	−0.08	−0.47	±1.00	±1.00	±5.00
24.2	14.0	2.56	24.4	14.0	2.43	0.07	0.00	−0.45	±1.00	±1.00	±1.00
32.3	18.7	3.42	32.6	18.8	3.29	0.08	0.05	−0.34	±1.00	±1.00	±1.00
43.7	25.3	4.61	44.1	25.3	4.42	0.08	0.00	−0.37	±1.00	±1.00	±1.00
59.2	34.2	6.25	59.7	34.3	5.99	0.07	0.03	−0.37	±1.00	±1.00	±1.00
81.5	47.1	8.59	81.5	46.8	8.17	0.00	−0.06	−0.44	±1.00	±1.00	±1.00
107	61.6	11.2	107	61.2	10.7	0.00	−0.06	−0.40	±1.00	±1.00	±1.00
146	84.7	15.4	146	84.0	14.7	0.00	−0.07	−0.40	±1.00	±1.00	±1.00
203	117	21.4	203	117	20.4	0.00	0.00	−0.42	±1.00	±1.00	±1.00
281	162	29.6	283	162	28.5	0.06	0.00	−0.33	±1.00	±1.00	±1.00
414	239	43.6	398	228	42.3	−0.34	−0.41	−0.26	±1.00	±1.00	±1.00
570	329	60.2	552	317	58.8	−0.28	−0.32	−0.20	±1.00	±1.00	±1.00
851	492	90.0	833	477	88.8	0.19	−0.27	−0.12	±1.00	±1.00	±1.00
1290	744	136	1280	732	136	−0.07	−0.14	0.00	±1.00	±1.00	±1.00
1750	1010	186	1760	1010	188	0.05	0.00	0.09	±1.00	±1.00	±1.00
2850	1650	303	2890	1650	292	0.12	0.00	−0.32	±1.00	±1.00	±1.00
3380	1950	359	3440	1970	348	0.15	0.09	−0.27	±1.00	±1.00	±1.00

SPEAG E-field linearity tolerance criteria[1]:
±5.0dB for applied E-field < 2V/m
±1.0dB for applied E-field ≥ 2V/m

[1] Calibration uncertainty not taken into account (shared risk 50%).

Unless otherwise specified, no part of this report may be reproduced or utilized in any part, form or by any means, electronic or mechanical, including photocopying and microfilm, without permission in writing from Element. If you have any questions about this or have an enquiry about obtaining additional rights to this report or assembly of contents thereof, please contact CT.INFO@ELEMENT.COM.

Frequency Response

Frequency Response, H-field, Channel 0

	H-field/(A/m) Applied			H-field/(A/m) Reading			Difference/(dB)			
f/(Hz)	x	y	z	x	y	z	x	y	z	Tolerance/(dB)
3000	1.53	1.53	1.53	1.51	1.52	1.52	−0.11	−0.06	−0.06	±0.3
3200	1.52	1.52	1.52	1.53	1.53	1.52	0.06	0.06	0.00	±0.3
4000	1.52	1.52	1.52	1.51	1.52	1.52	−0.06	0.00	0.00	±0.3
5200	1.51	1.51	1.51	1.50	1.50	1.52	−0.06	−0.06	0.06	±0.3
6600	1.51	1.50	1.51	1.51	1.51	1.51	0.00	0.06	0.00	±0.3
8200	1.50	1.50	1.50	1.49	1.50	1.50	−0.06	0.00	0.00	±0.3
9000	1.49	1.49	1.49	1.48	1.49	1.49	−0.06	0.00	0.00	±0.3
10600	4.33	4.25	4.25	4.30	4.26	4.27	−0.06	0.02	0.04	±0.3
13400	4.34	4.28	4.29	4.31	4.28	4.30	−0.06	0.00	0.02	±0.3
17000	4.34	4.31	4.31	4.33	4.30	4.31	−0.02	−0.02	0.00	±0.3
21400	4.37	4.32	4.32	4.35	4.32	4.32	−0.04	0.00	0.00	±0.3
27200	4.37	4.34	4.33	4.35	4.33	4.33	−0.04	−0.02	0.00	±0.3
34400	4.37	4.35	4.35	4.37	4.35	4.35	0.00	0.00	0.00	±0.3
40000	4.37	4.35	4.34	4.36	4.35	4.33	−0.02	0.00	−0.02	±0.3
43600	4.36	4.35	4.34	4.36	4.33	4.33	0.00	−0.04	−0.02	±0.3
55400	4.35	4.31	4.33	4.35	4.33	4.33	0.00	0.04	0.00	±0.3
70000	4.34	4.33	4.32	4.34	4.32	4.32	0.00	−0.02	0.00	±0.3
88800	4.33	4.31	4.30	4.32	4.31	4.31	−0.02	0.00	0.02	±0.3
112400	4.31	4.30	4.29	4.31	4.30	4.29	0.00	0.00	0.00	±0.3
142400	4.30	4.29	4.27	4.29	4.28	4.28	−0.02	−0.02	0.02	±0.3
161750	4.28	4.27	4.26	4.28	4.27	4.25	0.00	0.00	−0.02	±0.3
180400	4.27	4.25	4.24	4.26	4.26	4.25	−0.02	0.02	0.02	±0.3
228400	4.23	4.22	4.21	4.23	4.22	4.21	0.00	0.00	0.00	±0.3
289400	4.19	4.18	4.17	4.19	4.19	4.17	0.00	0.02	0.00	±0.3
366400	4.15	4.14	4.13	4.15	4.14	4.13	0.00	0.00	0.00	±0.3
400000	4.13	4.12	4.11	4.13	4.12	4.12	0.00	0.00	0.02	±0.3
464000	4.11	4.10	4.09	4.11	4.10	4.09	0.00	0.00	0.00	±0.3
587800	4.05	4.04	4.04	4.05	4.05	4.04	0.00	0.02	0.00	±0.3
744200	4.01	4.00	3.99	4.01	4.00	3.99	0.00	0.00	0.00	±0.3
942600	4.00	3.99	3.98	4.00	3.99	3.98	0.00	0.00	0.00	±0.3
1193000	3.97	3.96	3.95	3.98	3.95	3.95	0.02	−0.02	0.00	±0.3
1511600	3.96	3.95	3.94	3.96	3.95	3.95	0.00	0.00	0.02	±0.3
1914400	3.94	3.94	3.93	3.94	3.93	3.93	0.00	−0.02	0.00	±0.3
2424400	3.92	3.92	3.91	3.92	3.92	3.91	0.00	0.00	0.00	±0.3
3070200	3.89	3.88	3.88	3.89	3.88	3.88	0.00	0.00	0.00	±0.3
3888000	3.83	3.83	3.82	3.83	3.82	3.83	0.00	−0.02	0.02	±0.3
4000000	3.82	3.81	3.81	3.82	3.80	3.81	0.00	−0.02	0.00	±0.3
4923800	3.75	3.74	3.74	3.75	3.73	3.74	0.00	−0.02	0.00	±0.3
6235400	3.64	3.64	3.64	3.64	3.64	3.63	0.00	0.00	−0.02	±0.3
7896400	3.50	3.50	3.49	3.48	3.49	3.48	−0.05	−0.02	−0.02	±0.3
10000000	3.33	3.33	3.33	3.33	3.35	3.36	0.00	0.05	0.08	±0.3

SPEAG H-field frequency response tolerance criteria[1]:
±0.3dB for applied H-fields at calibration points from 3kHz to 10MHz

[1] Calibration uncertainty not taken into account (shared risk 50%).

Unless otherwise specified, no part of this report may be reproduced or utilized in any part, form or by any means, electronic or mechanical, including photocopying and microfilm, without permission in writing from Element. If you have any questions about this or have an enquiry about obtaining additional rights to this report or assembly of contents thereof, please contact CT.INFO@ELEMENT.COM.

Frequency Response, H-field, Channel 1

f/(Hz)	H-field/(A/m) Applied			H-field/(A/m) Reading			Difference/(dB)			Tolerance/(dB)
	x	y	z	x	y	z	x	y	z	
3000	1.53	1.53	1.53	1.52	1.53	1.52	−0.06	0.00	−0.06	±0.3
3200	1.52	1.52	1.52	1.53	1.53	1.52	0.06	0.06	0.00	±0.3
4000	1.52	1.52	1.52	1.52	1.52	1.51	0.00	0.00	−0.06	±0.3
5200	1.51	1.51	1.51	1.49	1.50	1.51	−0.12	−0.06	0.00	±0.3
6600	1.51	1.50	1.51	1.50	1.50	1.51	−0.06	0.00	0.00	±0.3
8200	1.50	1.50	1.50	1.49	1.50	1.50	−0.06	0.00	0.00	±0.3
9000	1.49	1.49	1.49	1.49	1.49	1.49	0.00	0.00	0.00	±0.3
10600	4.33	4.25	4.25	4.29	4.21	4.24	−0.08	−0.08	−0.02	±0.3
13400	4.34	4.28	4.29	4.34	4.28	4.29	0.00	0.00	0.00	±0.3
17000	4.34	4.31	4.31	4.33	4.31	4.31	−0.02	0.00	0.00	±0.3
21400	4.37	4.32	4.32	4.36	4.31	4.32	−0.02	−0.02	0.00	±0.3
27200	4.37	4.34	4.33	4.35	4.34	4.33	−0.04	0.00	0.00	±0.3
34400	4.37	4.35	4.35	4.36	4.35	4.35	−0.02	0.00	0.00	±0.3
40000	4.37	4.35	4.34	4.35	4.35	4.34	−0.04	0.00	0.00	±0.3
43600	4.36	4.35	4.34	4.35	4.33	4.33	−0.02	−0.04	−0.02	±0.3
55400	4.35	4.31	4.33	4.35	4.33	4.33	0.00	0.04	0.00	±0.3
70000	4.34	4.33	4.32	4.33	4.32	4.32	−0.02	−0.02	0.00	±0.3
88800	4.33	4.31	4.30	4.31	4.30	4.31	−0.04	−0.02	0.02	±0.3
112400	4.31	4.30	4.29	4.31	4.29	4.29	0.00	−0.02	0.00	±0.3
142400	4.30	4.29	4.27	4.29	4.28	4.27	−0.02	−0.02	0.00	±0.3
161750	4.28	4.27	4.26	4.26	4.26	4.26	0.00	−0.02	0.00	±0.3
180400	4.27	4.25	4.24	4.26	4.25	4.25	−0.02	0.00	0.02	±0.3
228400	4.23	4.22	4.21	4.23	4.22	4.21	0.00	0.00	0.00	±0.3
289400	4.19	4.18	4.17	4.19	4.18	4.17	0.00	0.00	0.00	±0.3
366400	4.15	4.14	4.13	4.15	4.13	4.13	0.00	−0.02	0.00	±0.3
400000	4.13	4.12	4.11	4.13	4.12	4.12	0.00	0.00	0.02	±0.3
464000	4.11	4.10	4.09	4.11	4.10	4.09	0.00	0.00	0.00	±0.3
587800	4.05	4.04	4.04	4.05	4.04	4.04	0.00	0.00	0.00	±0.3
744200	4.01	4.00	3.99	4.01	4.00	3.99	0.00	0.00	0.00	±0.3
942600	4.00	3.99	3.98	4.00	3.98	3.98	0.00	−0.02	0.00	±0.3
1193600	3.97	3.96	3.95	3.97	3.95	3.95	0.00	−0.02	0.00	±0.3
1511600	3.96	3.95	3.94	3.96	3.94	3.95	0.00	−0.02	0.02	±0.3
1914400	3.94	3.94	3.93	3.94	3.93	3.94	0.00	−0.02	0.02	±0.3
2424400	3.92	3.92	3.91	3.93	3.91	3.91	0.02	−0.02	0.00	±0.3
3070200	3.89	3.88	3.88	3.89	3.88	3.88	0.00	0.00	0.00	±0.3
3888000	3.83	3.83	3.82	3.83	3.83	3.83	0.00	0.00	0.02	±0.3
4000000	3.82	3.81	3.81	3.82	3.82	3.80	0.00	0.02	−0.02	±0.3
4923800	3.75	3.74	3.74	3.76	3.74	3.74	0.02	0.00	0.00	±0.3
6235400	3.64	3.64	3.64	3.64	3.63	3.62	0.00	−0.02	−0.05	±0.3
7896400	3.50	3.50	3.49	3.49	3.49	3.49	−0.02	−0.02	0.00	±0.3
10000000	3.33	3.33	3.33	3.33	3.29	3.32	0.00	−0.10	−0.03	±0.3

SPEAG H-field frequency response tolerance criteria[1]:
±0.3dB for applied H-fields at calibration points from 3kHz to 10MHz

[1] Calibration uncertainty not taken into account (shared risk 50%).

Unless otherwise specified, no part of this report may be reproduced or utilized in any part, form or by any means, electronic or mechanical, including photocopying and microfilm, without permission in writing from Element. If you have any questions about this or have an enquiry about obtaining additional rights to this report or assembly of contents thereof, please contact CT.INFO@ELEMENT.COM.

Frequency Response, H-field, Channel 2

f/(Hz)	H-field/(A/m) Applied			H-field/(A/m) Reading			Difference/(dB)			Tolerance/(dB)
	x	y	z	x	y	z	x	y	z	
3000	1.53	1.53	1.53	1.52	1.52	1.52	−0.06	−0.06	−0.06	±0.3
3200	1.52	1.52	1.52	1.54	1.54	1.52	0.11	0.11	0.00	±0.3
4000	1.52	1.52	1.52	1.51	1.52	1.52	−0.06	0.00	0.00	±0.3
5200	1.51	1.51	1.51	1.50	1.50	1.52	−0.06	−0.06	0.06	±0.3
6600	1.51	1.50	1.51	1.50	1.50	1.51	−0.06	0.00	0.00	±0.3
8200	1.50	1.50	1.50	1.49	1.50	1.50	−0.06	0.00	0.00	±0.3
9000	1.49	1.49	1.49	1.49	1.49	1.50	0.00	0.00	0.06	±0.3
10600	4.33	4.25	4.25	4.28	4.25	4.26	−0.10	0.00	0.02	±0.3
13400	4.34	4.28	4.29	4.32	4.26	4.28	−0.04	−0.04	−0.02	±0.3
17000	4.34	4.31	4.31	4.33	4.30	4.31	−0.02	−0.02	0.00	±0.3
21400	4.37	4.32	4.32	4.36	4.32	4.31	−0.02	0.00	−0.02	±0.3
27200	4.37	4.34	4.33	4.35	4.34	4.34	−0.04	0.00	0.02	±0.3
34400	4.37	4.35	4.35	4.36	4.34	4.34	−0.02	−0.02	−0.02	±0.3
40000	4.37	4.35	4.34	4.36	4.34	4.34	−0.02	−0.02	0.00	±0.3
43600	4.36	4.35	4.34	4.36	4.34	4.34	0.00	−0.02	0.00	±0.3
55400	4.35	4.31	4.33	4.34	4.33	4.33	−0.02	0.04	0.00	±0.3
70000	4.34	4.33	4.32	4.34	4.32	4.32	0.00	−0.02	0.00	±0.3
88800	4.33	4.31	4.30	4.32	4.31	4.30	−0.02	0.00	0.00	±0.3
112400	4.31	4.30	4.29	4.31	4.30	4.29	0.00	0.00	0.00	±0.3
142400	4.30	4.29	4.27	4.29	4.28	4.27	−0.02	−0.02	0.00	±0.3
161750	4.28	4.27	4.26	4.27	4.26	4.26	−0.02	−0.02	0.00	±0.3
180400	4.27	4.25	4.24	4.26	4.25	4.25	−0.02	0.00	0.02	±0.3
228400	4.23	4.22	4.21	4.23	4.21	4.21	0.00	−0.02	0.00	±0.3
289400	4.19	4.18	4.17	4.19	4.18	4.17	0.00	0.00	0.00	±0.3
366400	4.15	4.14	4.13	4.15	4.13	4.13	0.00	−0.02	0.00	±0.3
400000	4.13	4.12	4.11	4.13	4.12	4.11	0.00	0.00	0.00	±0.3
464000	4.11	4.10	4.09	4.11	4.09	4.09	0.00	−0.02	0.00	±0.3
587800	4.05	4.04	4.04	4.05	4.04	4.04	0.00	0.00	0.00	±0.3
744200	4.01	4.00	3.99	4.01	4.00	3.99	0.00	0.00	0.00	±0.3
942600	4.00	3.99	3.98	4.00	3.98	3.98	0.00	−0.02	0.00	±0.3
1193600	3.97	3.96	3.95	3.97	3.95	3.95	0.00	−0.02	0.00	±0.3
1511600	3.96	3.95	3.94	3.96	3.94	3.94	0.00	−0.02	0.00	±0.3
1914400	3.94	3.94	3.93	3.94	3.93	3.93	0.00	−0.02	0.00	±0.3
2424400	3.92	3.92	3.91	3.92	3.91	3.91	0.00	0.02	0.00	±0.3
3070200	3.89	3.88	3.88	3.89	3.88	3.88	0.00	0.00	0.00	±0.3
3888000	3.83	3.83	3.82	3.84	3.83	3.83	0.02	0.00	0.02	±0.3
4000000	3.82	3.81	3.81	3.82	3.81	3.80	0.00	0.00	−0.02	±0.3
4923800	3.75	3.74	3.74	3.75	3.73	3.74	0.00	−0.02	0.00	±0.3
6235400	3.64	3.64	3.64	3.64	3.65	3.63	0.00	0.02	−0.02	±0.3
7896400	3.50	3.50	3.49	3.50	3.48	3.50	0.00	−0.05	0.02	±0.3
10000000	3.33	3.33	3.33	3.33	3.36	3.27	0.00	0.08	−0.16	±0.3

SPEAG H-field frequency response tolerance criteria[1]:
±0.3dB for applied H-fields at calibration points from 3kHz to 10MHz

[1] Calibration uncertainty not taken into account (shared risk 50%).

Unless otherwise specified, no part of this report may be reproduced or utilized in any part, form or by any means, electronic or mechanical, including photocopying and microfilm, without permission in writing from Element. If you have any questions about this or have an enquiry about obtaining additional rights to this report or assembly of contents thereof, please contact CT.INFO@ELEMENT.COM.

Frequency Response, H-field, Channel 3

f/(Hz)	H-field/(A/m) Applied			H-field/(A/m) Reading			Difference/(dB)			Tolerance/(dB)
	x	y	z	x	y	z	x	y	z	
3000	1.53	1.53	1.53	1.53	1.53	1.52	0.00	0.00	−0.06	±0.3
3200	1.52	1.52	1.52	1.53	1.53	1.52	0.06	0.06	0.00	±0.3
4000	1.52	1.52	1.52	1.52	1.52	1.52	0.00	0.00	0.00	±0.3
5200	1.51	1.51	1.51	1.50	1.50	1.52	−0.06	−0.06	0.06	±0.3
6600	1.51	1.50	1.51	1.51	1.50	1.51	0.00	0.00	0.00	±0.3
8200	1.50	1.50	1.50	1.49	1.50	1.50	−0.06	0.00	0.00	±0.3
9000	1.49	1.49	1.49	1.49	1.49	1.50	0.00	0.00	0.06	±0.3
10600	4.33	4.25	4.25	4.28	4.21	4.25	−0.10	−0.08	0.00	±0.3
13400	4.34	4.28	4.29	4.32	4.27	4.26	−0.04	−0.02	−0.06	±0.3
17000	4.34	4.31	4.31	4.32	4.30	4.30	−0.04	−0.02	−0.02	±0.3
21400	4.37	4.32	4.32	4.37	4.32	4.33	0.00	0.00	0.02	±0.3
27200	4.37	4.34	4.33	4.36	4.34	4.33	−0.02	0.00	0.00	±0.3
34400	4.37	4.35	4.35	4.36	4.35	4.35	−0.02	0.00	0.00	±0.3
40000	4.37	4.35	4.34	4.36	4.34	4.34	−0.02	−0.02	0.00	±0.3
43600	4.36	4.35	4.34	4.36	4.34	4.34	0.00	−0.02	0.00	±0.3
55400	4.35	4.31	4.33	4.35	4.33	4.33	0.00	0.04	0.00	±0.3
70000	4.34	4.33	4.32	4.34	4.32	4.31	0.00	−0.02	−0.02	±0.3
88800	4.33	4.31	4.30	4.32	4.31	4.30	−0.02	0.00	0.00	±0.3
112400	4.31	4.30	4.29	4.32	4.30	4.29	0.02	0.00	0.00	±0.3
142400	4.30	4.29	4.27	4.30	4.28	4.27	0.00	−0.02	0.00	±0.3
161750	4.28	4.27	4.26	4.28	4.26	4.26	0.00	−0.02	0.00	±0.3
180400	4.27	4.25	4.24	4.27	4.25	4.25	0.00	0.00	0.02	±0.3
228400	4.23	4.22	4.21	4.23	4.22	4.21	0.00	0.00	0.00	±0.3
289400	4.19	4.18	4.17	4.20	4.18	4.17	0.02	0.00	0.00	±0.3
366400	4.15	4.14	4.13	4.15	4.14	4.13	0.00	0.00	0.00	±0.3
400000	4.13	4.12	4.11	4.13	4.12	4.11	0.00	0.00	0.00	±0.3
464000	4.11	4.10	4.09	4.11	4.10	4.09	0.00	0.00	0.00	±0.3
587800	4.05	4.04	4.04	4.05	4.04	4.04	0.00	0.00	0.00	±0.3
744200	4.01	4.00	3.99	4.01	4.01	4.00	0.00	0.02	0.02	±0.3
942600	4.00	3.99	3.98	4.00	3.99	3.98	0.00	0.00	0.00	±0.3
1193600	3.97	3.96	3.95	3.97	3.96	3.95	0.00	0.00	0.00	±0.3
1511600	3.96	3.95	3.94	3.96	3.95	3.94	0.00	0.00	0.00	±0.3
1914400	3.94	3.94	3.93	3.94	3.93	3.93	0.00	−0.02	0.00	±0.3
2424400	3.92	3.92	3.91	3.92	3.91	3.91	0.00	−0.02	0.00	±0.3
3070200	3.89	3.88	3.88	3.89	3.88	3.88	0.00	0.00	0.00	±0.3
3888000	3.83	3.83	3.82	3.83	3.82	3.82	0.00	−0.02	0.00	±0.3
4000000	3.82	3.81	3.81	3.82	3.82	3.81	0.00	0.02	0.00	±0.3
4923800	3.75	3.74	3.74	3.75	3.74	3.75	0.00	0.00	0.02	±0.3
6235400	3.64	3.64	3.64	3.64	3.63	3.63	0.00	−0.02	0.02	±0.3
7895400	3.50	3.50	3.49	3.49	3.50	3.50	−0.02	0.00	0.02	±0.3
10000000	3.33	3.33	3.33	3.32	3.34	3.32	−0.03	0.03	−0.03	±0.3

SPEAG H-field frequency response tolerance criteria[1]:
±0.3dB for applied H-fields at calibration points from 3kHz to 10MHz

[1] Calibration uncertainty not taken into account (shared risk 90%).

Unless otherwise specified, no part of this report may be reproduced or utilized in any part, form or by any means, electronic or mechanical, including photocopying and microfilm, without permission in writing from Element. If you have any questions about this or have an enquiry about obtaining additional rights to this report or assembly of contents thereof, please contact CT.INFO@ELEMENT.COM.

Frequency Response, H-field, Channel 4

f/(Hz)	H-field/(A/m) Applied			H-field/(A/m) Reading			Difference/(dB)			Tolerance/(dB)
	x	y	z	x	y	z	x	y	z	
3000	1.53	1.53	1.53	1.52	1.52	1.52	−0.06	−0.06	−0.06	±0.3
3200	1.52	1.52	1.52	1.54	1.53	1.51	0.11	0.06	−0.06	±0.3
4000	1.52	1.52	1.52	1.52	1.51	1.51	0.00	−0.06	−0.06	±0.3
5200	1.51	1.51	1.51	1.50	1.50	1.50	−0.06	−0.06	−0.06	±0.3
6600	1.51	1.50	1.51	1.50	1.50	1.50	−0.06	0.00	−0.06	±0.3
8200	1.50	1.50	1.50	1.50	1.50	1.50	0.00	0.00	0.00	±0.3
9000	1.49	1.49	1.49	1.50	1.49	1.49	0.06	0.00	0.00	±0.3
10600	4.33	4.25	4.25	4.30	4.24	4.23	−0.06	−0.02	−0.04	±0.3
13400	4.34	4.28	4.29	4.33	4.29	4.26	−0.02	0.02	−0.06	±0.3
17000	4.34	4.31	4.31	4.33	4.31	4.31	−0.02	0.00	0.00	±0.3
21400	4.37	4.32	4.32	4.36	4.32	4.30	−0.02	0.00	−0.04	±0.3
27200	4.37	4.34	4.33	4.37	4.32	4.33	0.00	−0.04	0.00	±0.3
34400	4.37	4.35	4.35	4.37	4.35	4.34	0.00	0.00	−0.02	±0.3
40000	4.37	4.35	4.34	4.35	4.35	4.34	−0.04	0.00	0.00	±0.3
43600	4.36	4.35	4.34	4.35	4.34	4.34	−0.02	−0.02	0.00	±0.3
55400	4.35	4.31	4.33	4.34	4.33	4.32	−0.02	0.04	−0.02	±0.3
70000	4.34	4.33	4.32	4.34	4.32	4.30	0.00	−0.02	−0.04	±0.3
88800	4.33	4.31	4.30	4.32	4.31	4.29	−0.02	0.00	−0.02	±0.3
112400	4.31	4.30	4.29	4.32	4.30	4.29	0.02	0.00	0.00	±0.3
142400	4.30	4.29	4.27	4.30	4.28	4.27	0.00	−0.02	0.00	±0.3
161750	4.28	4.27	4.26	4.28	4.26	4.25	0.00	−0.02	−0.02	±0.3
180400	4.27	4.25	4.24	4.27	4.25	4.24	0.00	0.00	0.00	±0.3
228400	4.23	4.22	4.21	4.23	4.21	4.21	0.00	−0.02	0.00	±0.3
289400	4.19	4.18	4.17	4.20	4.18	4.17	0.02	0.00	0.00	±0.3
366400	4.15	4.14	4.13	4.15	4.14	4.13	0.00	0.00	0.00	±0.3
400000	4.13	4.12	4.11	4.13	4.12	4.11	0.00	0.00	0.00	±0.3
464000	4.11	4.10	4.09	4.11	4.10	4.09	0.00	0.00	0.00	±0.3
587800	4.05	4.04	4.04	4.06	4.04	4.04	0.02	0.00	0.00	±0.3
744200	4.01	4.00	3.99	4.01	4.00	3.99	0.00	0.00	0.00	±0.3
942600	4.00	3.99	3.98	4.00	3.98	4.00	0.00	−0.02	0.04	±0.3
1193600	3.97	3.96	3.95	3.97	3.95	3.96	0.00	−0.02	0.02	±0.3
1511600	3.96	3.95	3.94	3.96	3.94	3.96	0.00	−0.02	0.04	±0.3
1914400	3.94	3.94	3.93	3.94	3.93	3.94	0.00	−0.02	0.02	±0.3
2424400	3.92	3.92	3.91	3.92	3.91	3.91	0.00	−0.02	0.00	±0.3
3070200	3.89	3.88	3.88	3.89	3.88	3.89	0.00	0.00	0.02	±0.3
3888000	3.83	3.83	3.82	3.83	3.82	3.84	0.00	−0.02	0.05	±0.3
4000000	3.82	3.81	3.81	3.83	3.81	3.79	0.02	0.00	−0.05	±0.3
4923800	3.75	3.74	3.74	3.75	3.73	3.74	0.00	−0.02	0.00	±0.3
6235400	3.64	3.64	3.64	3.63	3.64	3.63	−0.02	0.00	−0.02	±0.3
7896400	3.50	3.50	3.49	3.53	3.48	3.50	0.07	−0.05	0.02	±0.3
10000000	3.33	3.33	3.33	3.30	3.40	3.29	−0.08	0.18	−0.10	±0.3

SPEAG H-field frequency response tolerance criteria[1]:
±0.3 dB for applied H-fields at calibration points from 3 kHz to 10 MHz

[1] Calibration uncertainty not taken into account (shared risk 50%).

Unless otherwise specified, no part of this report may be reproduced or utilized in any part, form or by any means, electronic or mechanical, including photocopying and microfilm, without permission in writing from Element. If you have any questions about this or have an enquiry about obtaining additional rights to this report or assembly of contents thereof, please contact CT.INFO@ELEMENT.COM.

Frequency Response, H-field, Channel 5

	H-field/(A/m) Applied			H-field/(A/m) Reading			Difference/(dB)			
f/(Hz)	x	y	z	x	y	z	x	y	z	Tolerance/(dB)
3000	1.53	1.53	1.53	1.52	1.52	1.53	−0.06	−0.06	0.00	±0.3
3200	1.52	1.52	1.52	1.53	1.53	1.52	0.06	0.06	0.00	±0.3
4000	1.52	1.52	1.52	1.51	1.52	1.52	−0.06	0.00	0.00	±0.3
5200	1.51	1.51	1.51	1.49	1.50	1.51	−0.12	−0.06	0.00	±0.3
6600	1.51	1.50	1.51	1.50	1.51	1.52	−0.06	0.06	0.06	±0.3
8200	1.50	1.50	1.50	1.48	1.50	1.50	−0.12	0.00	0.00	±0.3
9000	1.49	1.49	1.49	1.49	1.49	1.49	0.00	0.00	0.00	±0.3
10600	4.33	4.25	4.25	4.29	4.25	4.26	−0.08	0.00	0.02	±0.3
13400	4.34	4.28	4.29	4.34	4.29	4.28	0.00	0.02	−0.02	±0.3
17000	4.34	4.31	4.31	4.34	4.30	4.32	0.00	−0.02	0.02	±0.3
21400	4.37	4.32	4.32	4.36	4.32	4.33	−0.02	0.00	0.02	±0.3
27200	4.37	4.34	4.33	4.37	4.33	4.33	0.00	−0.02	0.00	±0.3
34400	4.37	4.35	4.35	4.36	4.35	4.35	−0.02	0.00	0.00	±0.3
40000	4.37	4.35	4.34	4.35	4.35	4.34	−0.04	0.00	0.00	±0.3
43600	4.36	4.35	4.34	4.34	4.33	4.35	−0.04	−0.04	0.02	±0.3
55400	4.35	4.31	4.33	4.35	4.33	4.33	0.00	0.04	0.00	±0.3
70000	4.34	4.33	4.32	4.34	4.33	4.32	0.00	0.00	0.00	±0.3
88800	4.33	4.31	4.30	4.31	4.31	4.30	−0.04	0.00	0.00	±0.3
112400	4.31	4.30	4.29	4.31	4.30	4.29	0.00	0.00	0.00	±0.3
142400	4.30	4.29	4.27	4.30	4.29	4.28	0.00	0.00	0.02	±0.3
161750	4.28	4.27	4.26	4.27	4.27	4.26	−0.02	0.00	0.00	±0.3
180400	4.27	4.25	4.24	4.26	4.25	4.25	−0.02	0.00	0.02	±0.3
228400	4.23	4.22	4.21	4.23	4.22	4.22	0.00	0.00	0.02	±0.3
289400	4.19	4.18	4.17	4.19	4.19	4.18	0.00	0.02	0.02	±0.3
366400	4.15	4.14	4.13	4.15	4.14	4.14	0.00	0.00	0.02	±0.3
400000	4.13	4.12	4.11	4.13	4.12	4.12	0.00	0.00	0.02	±0.3
464000	4.11	4.10	4.09	4.11	4.10	4.10	0.00	0.00	0.02	±0.3
587800	4.05	4.04	4.04	4.05	4.04	4.04	0.00	0.00	0.00	±0.3
744200	4.01	4.00	3.99	4.01	4.01	3.99	0.00	0.02	0.00	±0.3
942600	4.00	3.99	3.98	4.00	3.99	3.99	0.00	0.00	0.02	±0.3
1193600	3.97	3.96	3.95	3.96	3.95	3.96	−0.02	−0.02	0.02	±0.3
1511600	3.96	3.95	3.94	3.95	3.94	3.95	−0.02	−0.02	0.02	±0.3
1914400	3.94	3.94	3.93	3.95	3.92	3.93	0.02	−0.04	0.00	±0.3
2424400	3.92	3.92	3.91	3.93	3.91	3.91	0.02	−0.02	0.00	±0.3
3070200	3.89	3.88	3.88	3.89	3.88	3.88	0.00	0.00	0.00	±0.3
3888000	3.83	3.83	3.82	3.83	3.82	3.83	0.00	−0.02	0.02	±0.3
4000000	3.82	3.81	3.81	3.83	3.81	3.80	0.02	0.00	−0.02	±0.3
4923800	3.75	3.74	3.74	3.75	3.74	3.74	0.00	0.00	0.00	±0.3
6235400	3.64	3.64	3.64	3.65	3.63	3.62	0.02	−0.02	−0.05	±0.3
7886400	3.50	3.50	3.49	3.49	3.50	3.50	−0.02	0.00	0.02	±0.3
10000000	3.33	3.33	3.33	3.44	3.33	3.26	0.28	0.00	−0.18	±0.3

SPEAG H-field frequency response tolerance criteria[1]:
±0.3dB for applied H-fields at calibration points from 3kHz to 10MHz

[1] Calibration uncertainty not taken into account (shared risk 50%).

Unless otherwise specified, no part of this report may be reproduced or utilized in any part, form or by any means, electronic or mechanical, including photocopying and microfilm, without permission in writing from Element. If you have any questions about this or have an enquiry about obtaining additional rights to this report or assembly of contents thereof, please contact CT.INFO@ELEMENT.COM.

Frequency Response, H-field, Channel 6

f/(Hz)	H-field/(A/m) Applied			H-field/(A/m) Reading			Difference/(dB)			Tolerance/(dB)
	x	y	z	x	y	z	x	y	z	
3000	1.53	1.53	1.53	1.52	1.52	1.52	−0.06	−0.06	−0.06	±0.3
3200	1.52	1.52	1.52	1.53	1.53	1.52	0.06	0.06	0.00	±0.3
4000	1.52	1.52	1.52	1.51	1.52	1.51	−0.06	0.00	−0.06	±0.3
5200	1.51	1.51	1.51	1.50	1.50	1.51	−0.06	−0.06	0.00	±0.3
6600	1.51	1.50	1.51	1.50	1.51	1.50	−0.06	0.06	−0.06	±0.3
8200	1.50	1.50	1.50	1.48	1.50	1.50	−0.12	0.00	0.00	±0.3
9000	1.49	1.49	1.49	1.48	1.50	1.49	−0.06	0.06	0.00	±0.3
10600	4.33	4.25	4.25	4.29	4.27	4.27	−0.08	0.04	0.04	±0.3
13400	4.34	4.28	4.29	4.32	4.28	4.29	−0.04	0.00	0.00	±0.3
17000	4.34	4.31	4.31	4.33	4.32	4.31	−0.02	0.02	0.00	±0.3
21400	4.37	4.32	4.32	4.36	4.33	4.34	−0.02	0.02	0.04	±0.3
27200	4.37	4.34	4.33	4.35	4.33	4.33	−0.04	−0.02	0.00	±0.3
34400	4.37	4.35	4.35	4.36	4.35	4.35	−0.02	0.00	0.00	±0.3
40000	4.37	4.35	4.34	4.36	4.35	4.35	−0.02	0.00	0.02	±0.3
43600	4.36	4.35	4.34	4.34	4.33	4.33	−0.04	−0.04	−0.02	±0.3
55400	4.35	4.31	4.33	4.34	4.33	4.34	−0.02	0.04	0.02	±0.3
70000	4.34	4.33	4.32	4.34	4.33	4.32	0.00	0.00	0.00	±0.3
88800	4.33	4.31	4.30	4.32	4.31	4.31	−0.02	0.00	0.02	±0.3
112400	4.31	4.30	4.29	4.31	4.30	4.30	0.00	0.00	0.02	±0.3
142400	4.30	4.29	4.27	4.29	4.28	4.28	−0.02	−0.02	0.02	±0.3
161750	4.28	4.27	4.26	4.28	4.26	4.26	0.00	−0.02	0.00	±0.3
180400	4.27	4.25	4.24	4.26	4.26	4.25	−0.02	0.02	0.02	±0.3
228400	4.23	4.22	4.21	4.23	4.21	4.21	0.00	−0.02	0.00	±0.3
289400	4.19	4.18	4.17	4.19	4.18	4.18	0.00	0.00	0.02	±0.3
366400	4.15	4.14	4.13	4.15	4.14	4.13	0.00	0.00	0.00	±0.3
400000	4.13	4.12	4.11	4.13	4.11	4.12	0.00	−0.02	0.02	±0.3
464000	4.11	4.10	4.09	4.11	4.10	4.10	0.00	0.00	0.02	±0.3
587800	4.05	4.04	4.04	4.06	4.04	4.04	0.02	0.00	0.00	±0.3
744200	4.01	4.00	3.99	4.01	4.00	4.00	0.00	0.00	0.02	±0.3
942600	4.00	3.99	3.98	4.00	3.99	3.99	0.00	0.00	0.02	±0.3
1193600	3.97	3.96	3.95	3.96	3.95	3.95	−0.02	−0.02	0.00	±0.3
1511600	3.96	3.95	3.94	3.96	3.95	3.95	0.00	0.00	0.02	±0.3
1914400	3.94	3.94	3.93	3.96	3.93	3.94	0.04	−0.02	0.02	±0.3
2424400	3.92	3.92	3.91	3.94	3.91	3.92	0.04	−0.02	0.02	±0.3
3070200	3.89	3.88	3.88	3.89	3.87	3.88	0.00	−0.02	0.00	±0.3
3888000	3.83	3.83	3.82	3.82	3.82	3.82	−0.02	−0.02	0.00	±0.3
4000000	3.82	3.81	3.81	3.83	3.80	3.80	0.02	−0.02	−0.02	±0.3
4923800	3.75	3.74	3.74	3.75	3.74	3.75	0.00	0.00	0.02	±0.3
6235400	3.64	3.64	3.64	3.65	3.63	3.64	0.02	−0.02	0.00	±0.3
7896400	3.50	3.50	3.49	3.49	3.50	3.49	−0.02	0.00	0.00	±0.3
10000000	3.33	3.33	3.33	3.35	3.33	3.35	0.05	0.00	0.05	±0.3

SPEAG H-field frequency response tolerance criteria[1]:
±0.3 dB for applied H-fields at calibration points from 3 kHz to 10 MHz

[1] Calibration uncertainty not taken into account (shared risk 50%).

Unless otherwise specified, no part of this report may be reproduced or utilized in any part, form or by any means, electronic or mechanical, including photocopying and microfilm, without permission in writing from Element. If you have any questions about this or have an enquiry about obtaining additional rights to this report or assembly of contents thereof, please contact CT.INFO@ELEMENT.COM.

Frequency Response, H-field, Channel 7

f/(Hz)	H-field/(A/m) Applied			H-field/(A/m) Reading			Difference/(dB)			Tolerance/(dB)
	x	y	z	x	y	z	x	y	z	
3000	1.53	1.53	1.53	1.52	1.53	1.53	−0.06	0.00	0.00	±0.3
3200	1.52	1.52	1.52	1.53	1.54	1.52	0.06	0.11	0.00	±0.3
4000	1.52	1.52	1.52	1.52	1.52	1.52	0.00	0.00	0.00	±0.3
5200	1.51	1.51	1.51	1.49	1.50	1.52	−0.12	−0.06	0.06	±0.3
6600	1.51	1.50	1.51	1.50	1.51	1.51	−0.06	0.06	0.00	±0.3
8200	1.50	1.50	1.50	1.48	1.50	1.50	−0.12	0.00	0.00	±0.3
9000	1.49	1.49	1.49	1.48	1.49	1.49	−0.06	0.00	0.00	±0.3
10600	4.33	4.25	4.25	4.26	4.26	4.27	−0.14	0.02	0.04	±0.3
13400	4.34	4.28	4.29	4.35	4.29	4.29	0.02	0.02	0.00	±0.3
17000	4.34	4.31	4.31	4.33	4.31	4.32	−0.02	0.00	0.02	±0.3
21400	4.37	4.32	4.32	4.36	4.33	4.33	−0.02	0.02	0.02	±0.3
27200	4.37	4.34	4.33	4.37	4.34	4.33	0.00	0.00	0.00	±0.3
34400	4.37	4.35	4.35	4.36	4.36	4.35	−0.02	0.02	0.00	±0.3
40000	4.37	4.35	4.34	4.35	4.36	4.34	−0.04	0.02	0.00	±0.3
43600	4.36	4.35	4.34	4.35	4.34	4.34	−0.02	−0.02	0.00	±0.3
55400	4.35	4.31	4.33	4.35	4.33	4.33	0.00	0.04	0.00	±0.3
70000	4.34	4.33	4.32	4.33	4.33	4.32	−0.02	0.00	0.00	±0.3
88800	4.33	4.31	4.30	4.32	4.32	4.30	−0.02	0.02	0.00	±0.3
112400	4.31	4.30	4.29	4.31	4.31	4.29	0.00	0.02	0.00	±0.3
142400	4.30	4.29	4.27	4.29	4.29	4.28	−0.02	0.00	0.02	±0.3
161750	4.28	4.27	4.26	4.28	4.27	4.26	0.00	0.00	0.00	±0.3
180400	4.27	4.25	4.24	4.26	4.26	4.25	−0.02	0.02	0.02	±0.3
228400	4.23	4.22	4.21	4.23	4.23	4.22	0.00	0.02	0.02	±0.3
289400	4.19	4.18	4.17	4.19	4.19	4.18	0.00	0.02	0.02	±0.3
366400	4.15	4.14	4.13	4.15	4.14	4.13	0.00	0.00	0.00	±0.3
400000	4.13	4.12	4.11	4.13	4.12	4.12	0.00	0.00	0.02	±0.3
464000	4.11	4.10	4.09	4.11	4.10	4.09	0.00	0.00	0.00	±0.3
587600	4.05	4.04	4.04	4.06	4.04	4.03	0.02	0.00	0.02	±0.3
744200	4.01	4.00	3.99	4.01	4.00	3.99	0.00	0.00	0.00	±0.3
942600	4.00	3.99	3.98	4.01	3.99	3.98	0.02	0.00	0.00	±0.3
1193600	3.97	3.96	3.95	3.97	3.96	3.95	0.00	0.00	0.00	±0.3
1511600	3.96	3.95	3.94	3.96	3.95	3.96	0.00	0.00	0.04	±0.3
1914400	3.94	3.94	3.93	3.94	3.93	3.94	0.00	−0.02	0.02	±0.3
2424400	3.92	3.92	3.91	3.93	3.91	3.92	0.02	−0.02	0.02	±0.3
3070200	3.89	3.88	3.88	3.89	3.88	3.88	0.00	0.00	0.00	±0.3
3888000	3.83	3.83	3.82	3.83	3.82	3.83	0.00	−0.02	0.02	±0.3
4000000	3.82	3.81	3.81	3.82	3.81	3.80	0.00	0.00	−0.02	±0.3
4923800	3.75	3.74	3.74	3.75	3.74	3.75	0.00	0.00	0.02	±0.3
6235400	3.64	3.64	3.64	3.65	3.64	3.63	0.02	0.00	−0.02	±0.3
7896400	3.50	3.50	3.49	3.51	3.50	3.50	0.02	0.00	0.02	±0.3
10000000	3.33	3.33	3.33	3.38	3.34	3.28	0.13	0.03	−0.13	±0.3

SPEAG H-field frequency response tolerance criteria[1]:
±0.3 dB for applied H-fields at calibration points from 3 kHz to 10 MHz

[1] Calibration uncertainty not taken into account (shared risk 50%).

Unless otherwise specified, no part of this report may be reproduced or utilized in any part, form or by any means, electronic or mechanical, including photocopying and microfilm, without permission in writing from Element. If you have any questions about this or have an enquiry about obtaining additional rights to this report or assembly of contents thereof, please contact CT.INFO@ELEMENT.COM.

Frequency Response, E-field, Channel 0

f/(Hz)	E-field/(V/m) Applied			E-field/(V/m) Reading			Difference/(dB)			Tolerance/(dB)
	x	y	z	x	y	z	x	y	z	
3000	84.6	84.6	88.0	84.7	84.6	88.1	0.01	0.00	0.01	±0.3
3200	86.2	86.2	80.3	85.0	86.0	80.7	−0.12	−0.02	0.04	±0.3
4000	83.9	83.9	88.0	84.0	83.9	88.0	0.01	0.00	0.00	±0.3
5200	81.8	81.8	85.0	82.3	81.8	85.7	0.05	0.00	0.07	±0.3
6600	81.9	81.9	82.1	82.1	82.3	82.2	0.02	0.04	0.01	±0.3
8200	78.0	78.0	82.1	78.2	78.2	81.9	0.02	0.02	−0.02	±0.3
9000	83.4	83.4	83.5	83.5	83.5	83.5	0.01	0.01	0.00	±0.3
10600	82.6	82.6	81.7	82.8	82.5	81.9	0.02	−0.01	0.02	±0.3
13400	85.7	85.7	79.6	85.9	85.6	79.7	0.02	−0.01	0.01	±0.3
17000	84.9	84.9	78.2	85.0	84.9	78.3	0.01	0.00	0.01	±0.3
21400	83.1	83.1	82.6	83.2	83.0	82.7	0.01	−0.01	0.01	±0.3
27200	83.9	83.9	80.4	83.9	84.0	80.5	0.00	0.01	0.01	±0.3
34400	82.5	82.5	79.4	82.7	82.6	79.5	0.02	0.01	0.01	±0.3
40000	83.2	83.2	82.1	83.3	83.2	82.2	0.01	0.00	0.01	±0.3
43600	82.5	82.5	81.3	82.6	82.6	81.3	0.01	0.01	0.00	±0.3
55400	82.3	82.3	81.3	82.4	82.3	81.3	0.01	0.00	0.00	±0.3
70000	83.1	83.1	81.4	83.2	83.2	81.4	0.01	0.01	0.00	±0.3
88800	82.2	82.2	82.1	82.3	82.2	82.2	0.01	0.00	0.01	±0.3
112400	82.6	82.6	81.7	82.8	82.7	81.7	0.02	0.01	0.00	±0.3
142400	82.6	82.6	82.1	82.7	82.6	82.1	0.01	0.00	0.00	±0.3
161750	82.7	82.7	82.1	82.8	82.7	82.1	0.01	0.00	0.00	±0.3
180400	83.0	83.0	82.1	83.1	83.0	82.1	0.01	0.00	0.00	±0.3
228400	83.1	83.1	82.2	83.2	83.1	82.2	0.01	0.00	0.00	±0.3
289400	83.3	83.3	82.6	83.5	83.4	82.7	0.02	0.01	0.01	±0.3
366400	83.5	83.5	82.7	83.6	83.5	82.7	0.01	0.00	0.00	±0.3
400000	83.8	83.8	82.7	83.9	83.8	82.8	0.01	0.00	0.01	±0.3
464000	84.0	84.0	83.0	84.1	84.0	83.0	0.01	0.00	0.00	±0.3
587800	84.0	84.0	83.0	84.1	84.0	83.1	0.01	0.00	0.01	±0.3
744200	84.1	84.1	83.0	84.2	84.1	83.0	0.01	0.00	0.00	±0.3
942600	84.1	84.1	83.1	84.2	84.1	83.2	0.01	0.00	0.01	±0.3
1193600	83.8	83.8	82.7	83.9	83.8	82.7	0.01	0.00	0.00	±0.3
1511600	83.3	83.3	82.3	83.4	83.4	82.3	0.01	0.01	0.00	±0.3
1914400	82.9	82.9	82.0	83.0	82.9	82.1	0.01	0.00	0.01	±0.3
2424400	82.6	82.6	81.8	82.7	82.6	81.8	0.01	0.00	0.00	±0.3
3070200	82.5	82.5	81.5	82.6	82.5	81.6	0.01	0.00	0.01	±0.3
3888000	82.6	82.6	81.8	82.7	82.7	81.8	0.01	0.01	0.00	±0.3
4000000	82.4	82.4	81.7	82.5	82.5	81.8	0.01	0.01	0.01	±0.3
4923800	83.0	83.0	82.5	83.0	83.1	82.5	0.00	0.01	0.00	±0.3
6235400	85.7	85.7	85.0	85.7	85.7	85.0	0.00	0.00	0.00	±0.3
7896400	88.5	88.5	88.0	88.5	88.5	87.9	0.00	0.00	−0.01	±0.3
10000000	96.8	96.8	96.2	96.8	96.8	96.1	0.00	0.00	−0.01	±0.3

SPEAG E-field frequency response tolerance criteria[1]:
±0.3 dB for applied E-fields at calibration points from 3 kHz to 10 MHz

[1] Calibration uncertainty not taken into account (shared risk 50%).

Unless otherwise specified, no part of this report may be reproduced or utilized in any part, form or by any means, electronic or mechanical, including photocopying and microfilm, without permission in writing from Element. If you have any questions about this or have an enquiry about obtaining additional rights to this report or assembly of contents thereof, please contact CT.INFO@ELEMENT.COM.

Isotropy H-Field

H-Field Receiving Pattern (ϕ), $\vartheta = 0°$

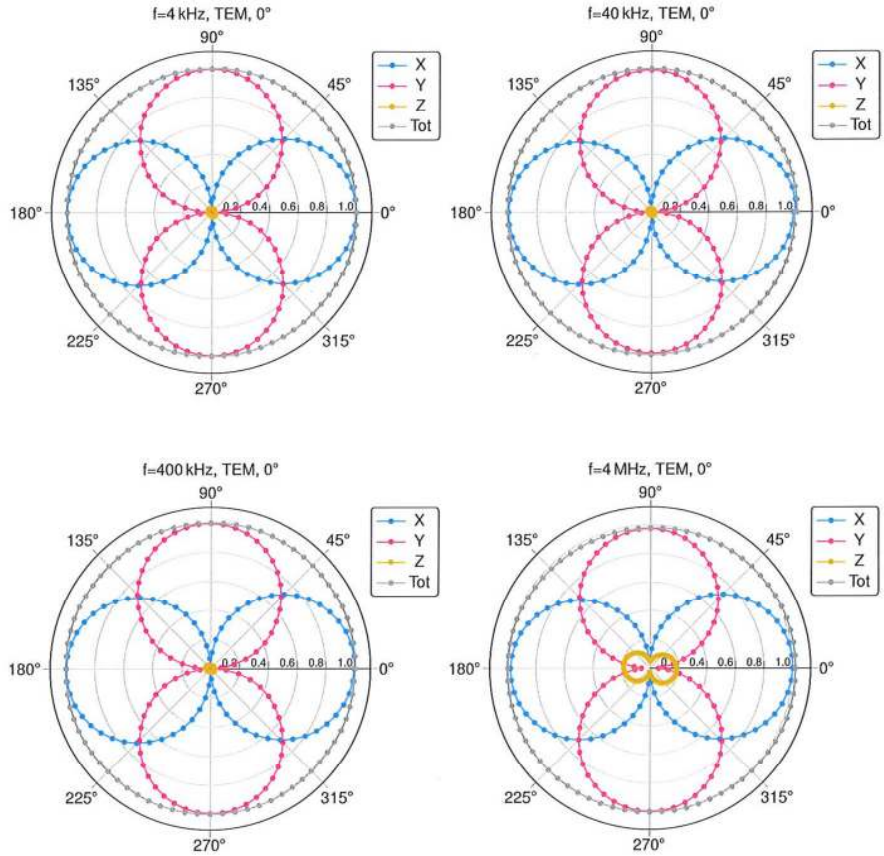

Unless otherwise specified, no part of this report may be reproduced or utilized in any part, form or by any means, electronic or mechanical, including photocopying and microfilm, without permission in writing from Element. If you have any questions about this or have an enquiry about obtaining additional rights to this report or assembly of contents thereof, please contact CT.INFO@ELEMENT.COM.

H-Field Receiving Pattern (ϕ), $\vartheta = 90°$

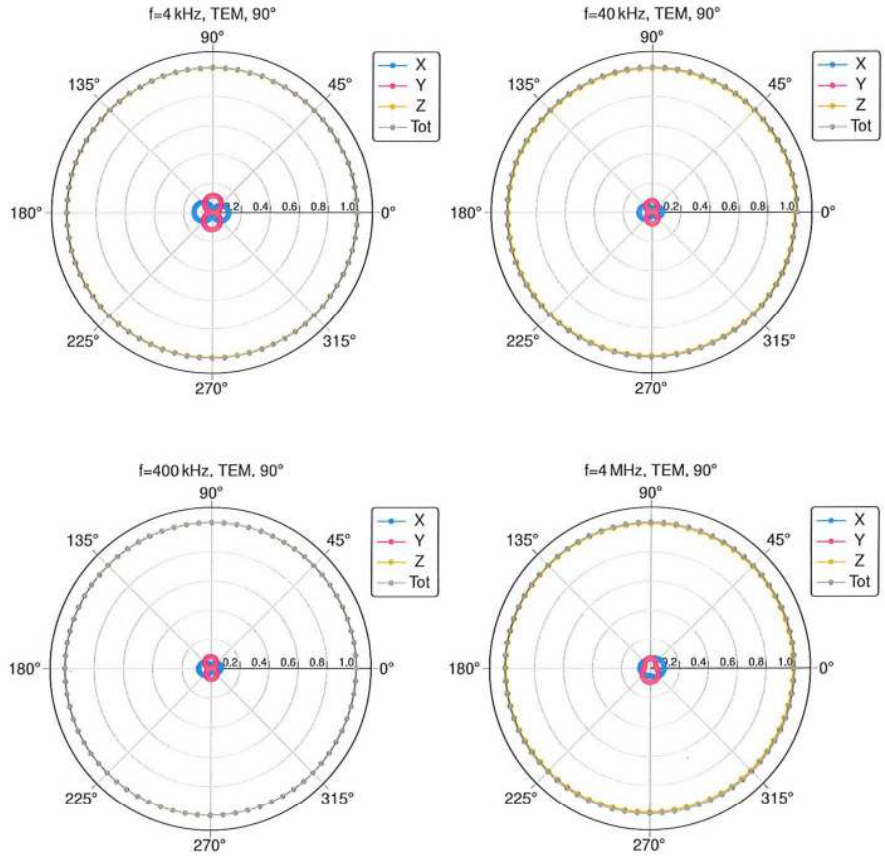

Unless otherwise specified, no part of this report may be reproduced or utilized in any part, form or by any means, electronic or mechanical, including photocopying and microfilm, without permission in writing from Element. If you have any questions about this or have an enquiry about obtaining additional rights to this report or assembly of contents thereof, please contact CT.INFO@ELEMENT.COM.

H-Field Receiving Pattern (ϕ), $\vartheta = 0°$

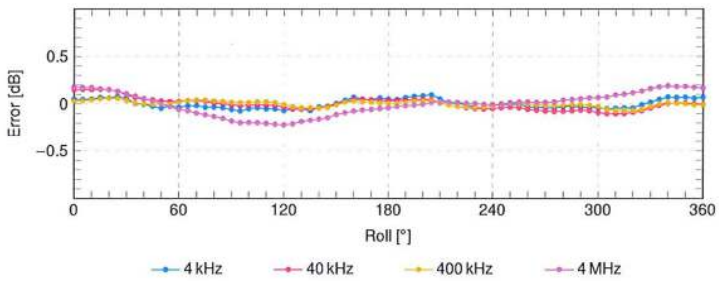

H-Field Receiving Pattern (ϕ), $\vartheta = 90°$

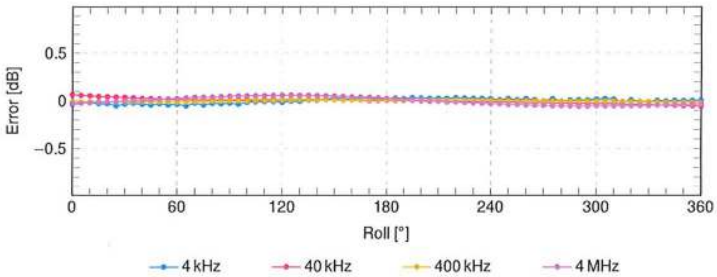

SPEAG axial deviation from the ideal response tolerance for H-field: ±0.6dB

Unless otherwise specified, no part of this report may be reproduced or utilized in any part, form or by any means, electronic or mechanical, including photocopying and microfilm, without permission in writing from Element. If you have any questions about this or have an enquiry about obtaining additional rights to this report or assembly of contents thereof, please contact CT.INFO@ELEMENT.COM.

Isotropy E-Field

E-Field Receiving Pattern (ϕ), $\vartheta = 0°$

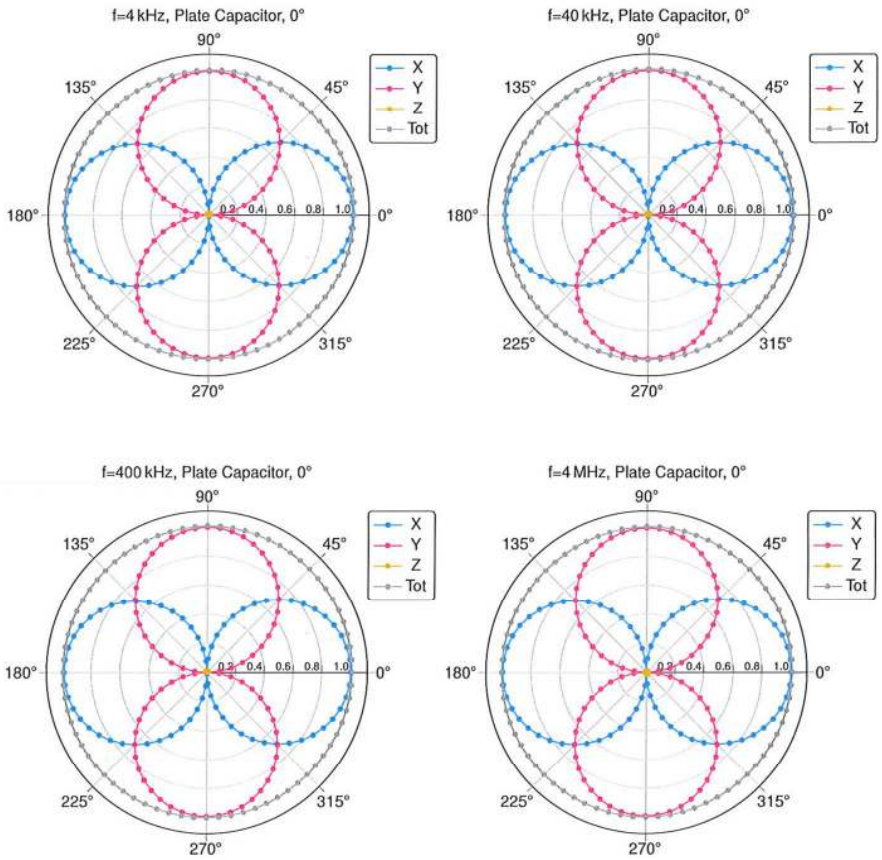

Unless otherwise specified, no part of this report may be reproduced or utilized in any part, form or by any means, electronic or mechanical, including photocopying and microfilm, without permission in writing from Element. If you have any questions about this or have an enquiry about obtaining additional rights to this report or assembly of contents thereof, please contact CT.INFO@ELEMENT.COM.

E-Field Receiving Pattern (ϕ), $\vartheta = 90°$

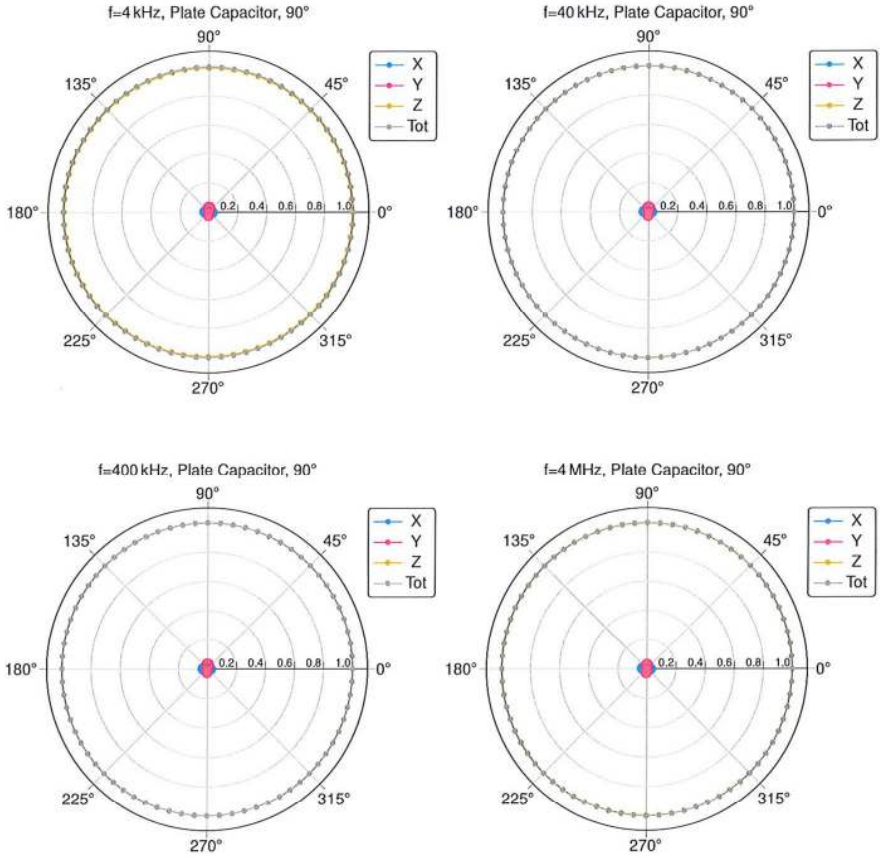

Unless otherwise specified, no part of this report may be reproduced or utilized in any part, form or by any means, electronic or mechanical, including photocopying and microfilm, without permission in writing from Element. If you have any questions about this or have an enquiry about obtaining additional rights to this report or assembly of contents thereof, please contact CT.INFO@ELEMENT.COM.

E-Field Receiving Pattern (ϕ), $\vartheta = 0°$

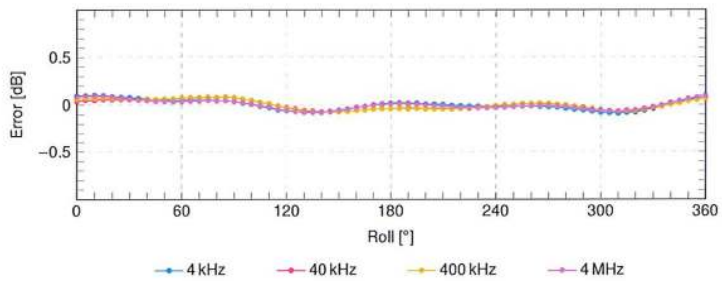

E-Field Receiving Pattern (ϕ), $\vartheta = 90°$

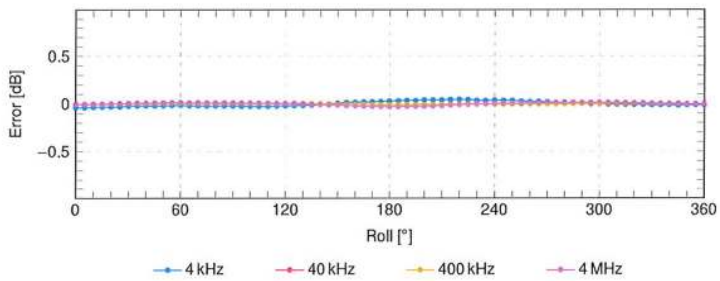

SPEAG axial deviation from the ideal response tolerance for E-field: ±0.8dB

Unless otherwise specified, no part of this report may be reproduced or utilized in any part, form or by any means, electronic or mechanical, including photocopying and microfilm, without permission in writing from Element. If you have any questions about this or have an enquiry about obtaining additional rights to this report or assembly of contents thereof, please contact CT.INFO@ELEMENT.COM.