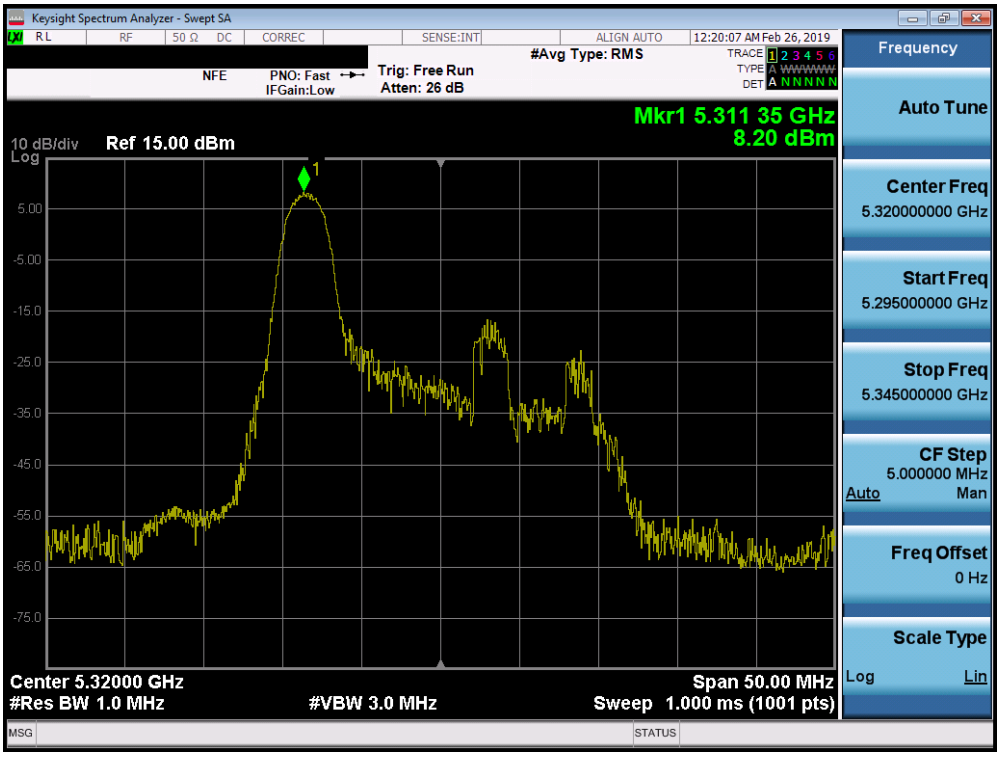


**Plot 7-171. Power Spectral Density Plot SISO ANT2 (20MHz BW 802.11ax – 26 Tones (UNII Band 2A) – Ch. 64)**

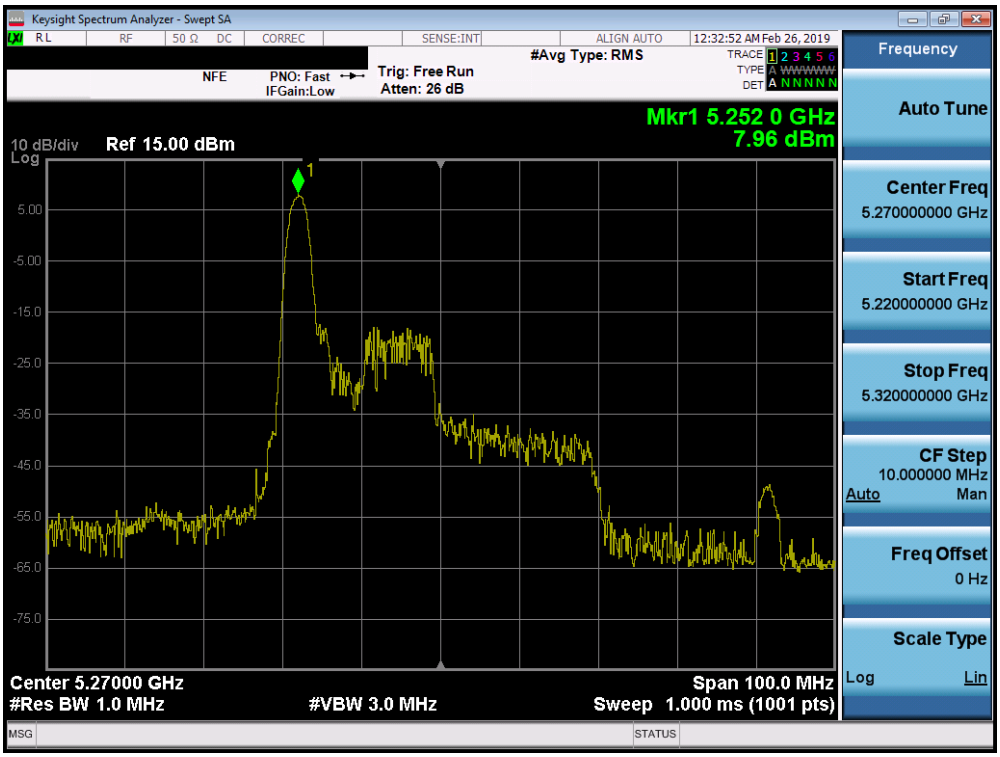


**Plot 7-172. Power Spectral Density Plot SISO ANT2 (40MHz BW 802.11ax – 26 Tones (UNII Band 2A) – Ch. 54)**




© 2019 PCTEST Engineering Laboratory, Inc. V 9.0 02/01/2019
All rights reserved. Unless otherwise specified, no part of this report may be reproduced or utilized in any part, form or by any means, electronic or mechanical, including photocopying and microfilm, without permission in writing from PCTEST Engineering Laboratory, Inc. If you have any questions about this international copyright or have an enquiry about obtaining additional rights to this report or assembly of contents thereof, please contact INFO@PCTEST.COM.

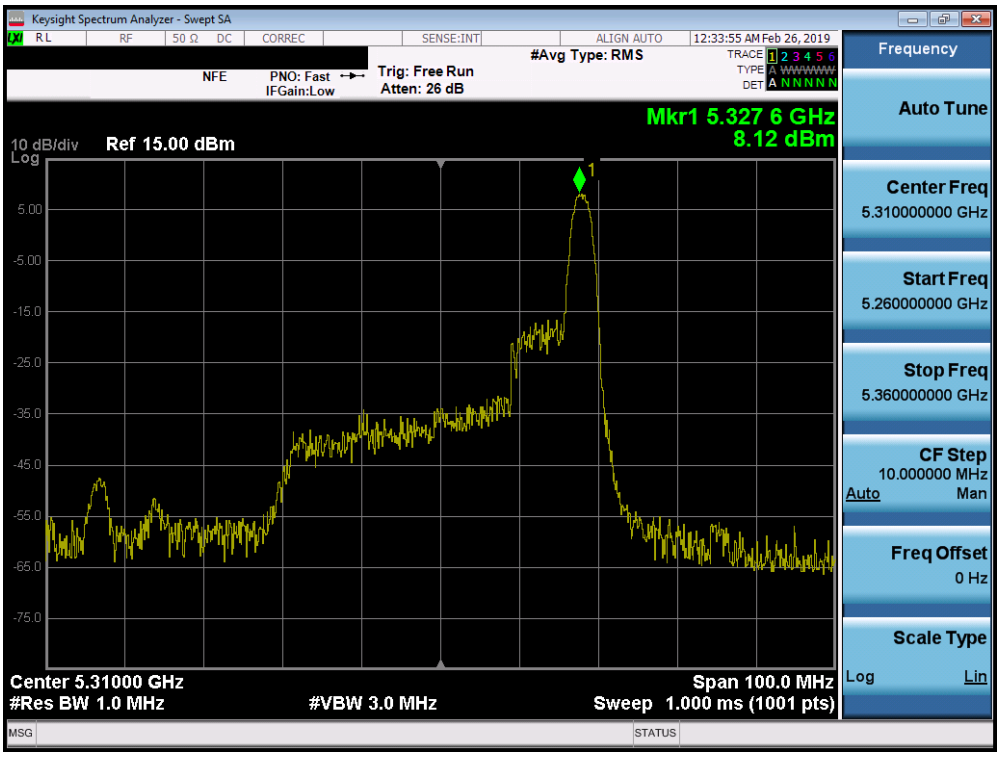


**Plot 7-173. Power Spectral Density Plot SISO ANT2 (40MHz BW 802.11ax – 26 Tones (UNII Band 2A) – Ch. 62)**

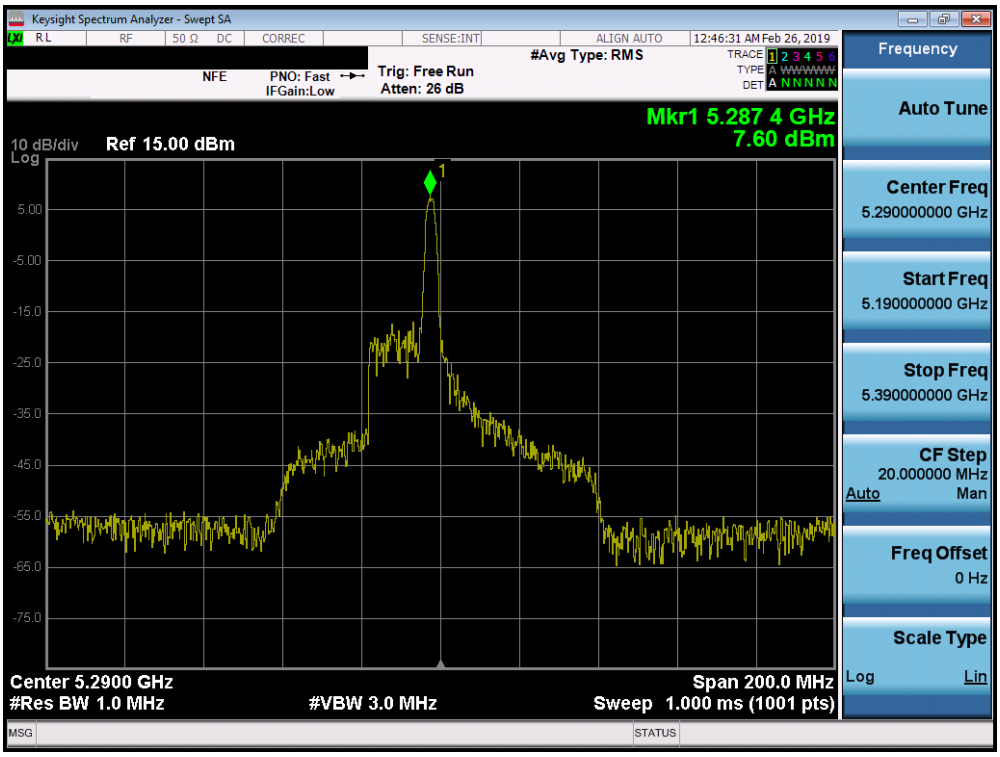


**Plot 7-174. Power Spectral Density Plot SISO ANT2 (80MHz BW 802.11ax – 26 Tones (UNII Band 2A) – Ch. 58)**




© 2019 PCTEST Engineering Laboratory, Inc. V 9.0 02/01/2019
All rights reserved. Unless otherwise specified, no part of this report may be reproduced or utilized in any part, form or by any means, electronic or mechanical, including photocopying and microfilm, without permission in writing from PCTEST Engineering Laboratory, Inc. If you have any questions about this international copyright or have an enquiry about obtaining additional rights to this report or assembly of contents thereof, please contact INFO@PCTEST.COM.

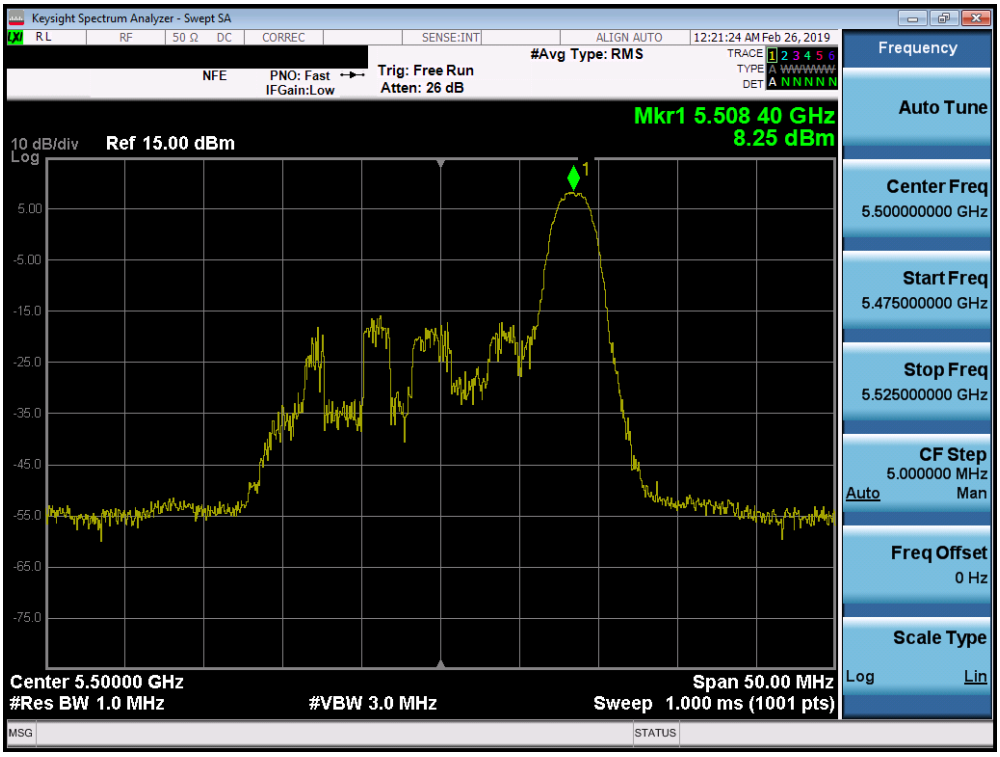


**Plot 7-175. Power Spectral Density Plot SISO ANT2 (20MHz BW 802.11ax – 26 Tones (UNII Band 2C) – Ch. 100)**

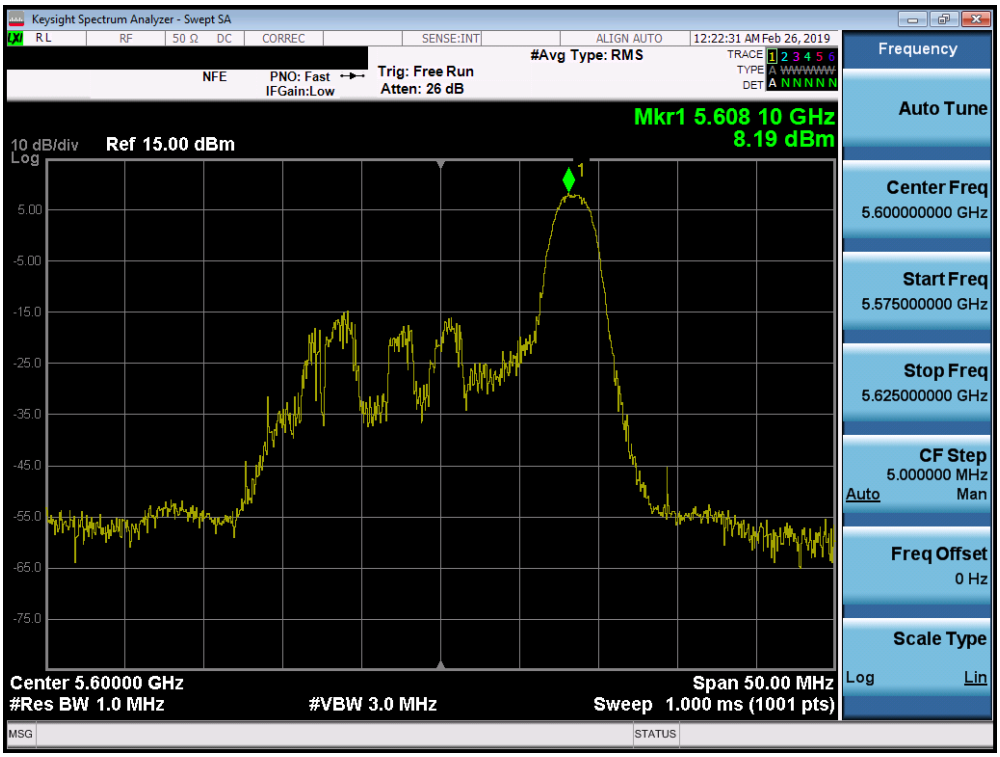


**Plot 7-176. Power Spectral Density Plot SISO ANT2 (20MHz BW 802.11ax – 26 Tones (UNII Band 2C) – Ch. 120)**




© 2019 PCTEST Engineering Laboratory, Inc. V 9.0 02/01/2019
All rights reserved. Unless otherwise specified, no part of this report may be reproduced or utilized in any part, form or by any means, electronic or mechanical, including photocopying and microfilm, without permission in writing from PCTEST Engineering Laboratory, Inc. If you have any questions about this international copyright or have an enquiry about obtaining additional rights to this report or assembly of contents thereof, please contact INFO@PCTEST.COM.

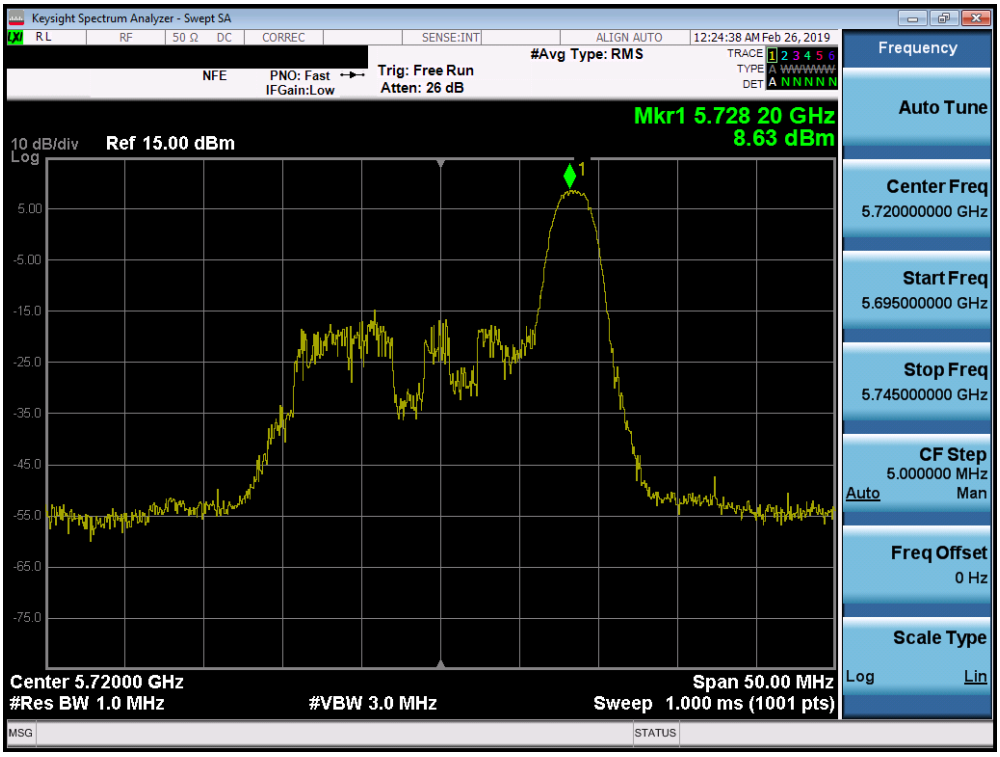


**Plot 7-177. Power Spectral Density Plot SISO ANT2 (20MHz BW 802.11ax – 26 Tones (UNII Band 2C) – Ch. 144)**

**Plot 7-178. Power Spectral Density Plot SISO ANT2 (40MHz BW 802.11ax – 26 Tones (UNII Band 2C) – Ch. 102)**




© 2019 PCTEST Engineering Laboratory, Inc. V 9.0 02/01/2019
All rights reserved. Unless otherwise specified, no part of this report may be reproduced or utilized in any part, form or by any means, electronic or mechanical, including photocopying and microfilm, without permission in writing from PCTEST Engineering Laboratory, Inc. If you have any questions about this international copyright or have an enquiry about obtaining additional rights to this report or assembly of contents thereof, please contact INFO@PCTEST.COM.

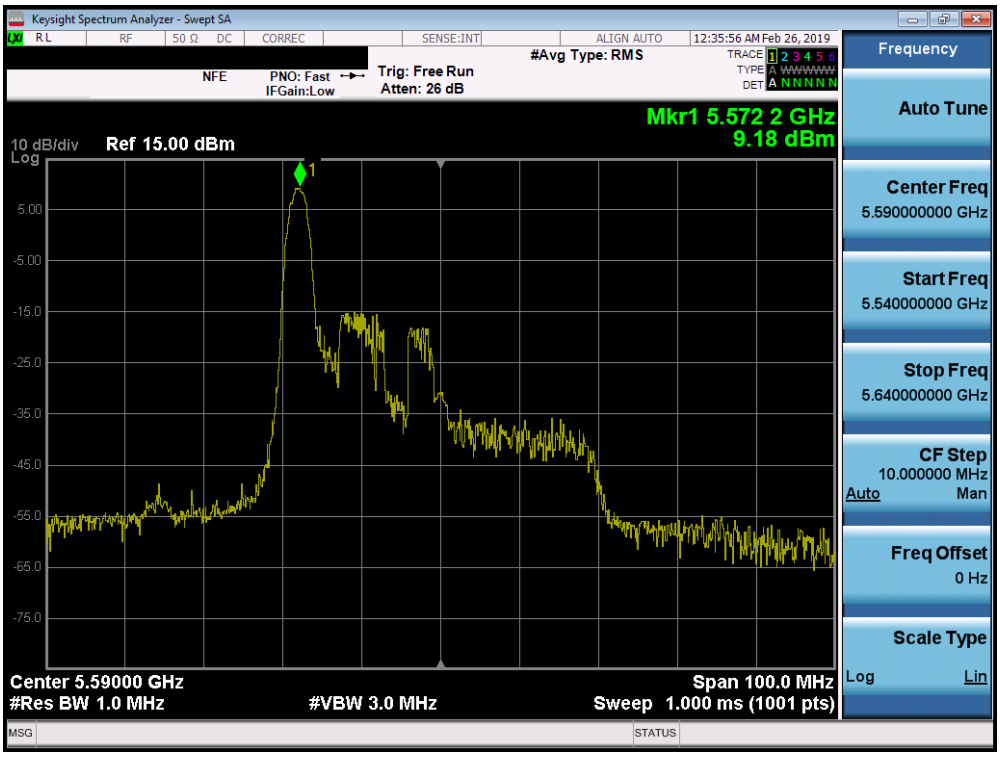


**Plot 7-179. Power Spectral Density Plot SISO ANT2 (40MHz BW 802.11ax – 26 Tones (UNII Band 2C) – Ch. 118)**

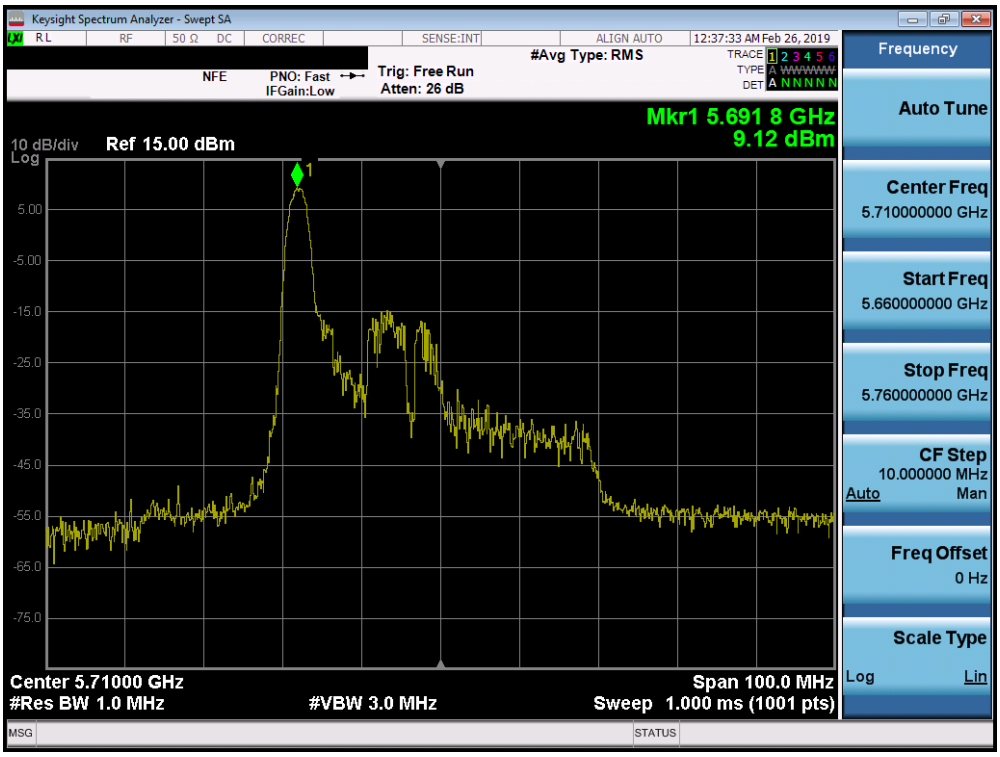


**Plot 7-180. Power Spectral Density Plot SISO ANT2 (40MHz BW 802.11ax – 26 Tones (UNII Band 2C) – Ch. 142)**



© 2019 PCTEST Engineering Laboratory, Inc. V 9.0 02/01/2019
All rights reserved. Unless otherwise specified, no part of this report may be reproduced or utilized in any part, form or by any means, electronic or mechanical, including photocopying and microfilm, without permission in writing from PCTEST Engineering Laboratory, Inc. If you have any questions about this international copyright or have an enquiry about obtaining additional rights to this report or assembly of contents thereof, please contact INFO@PCTEST.COM.

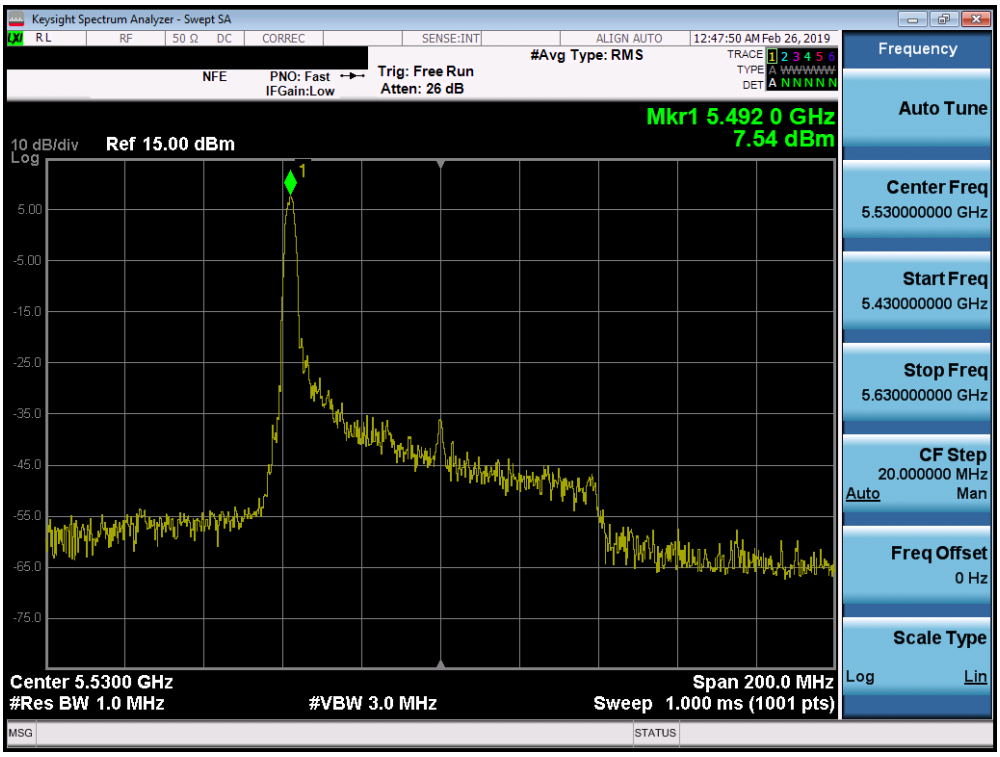


**Plot 7-181. Power Spectral Density Plot SISO ANT2 (80MHz BW 802.11ax – 26 Tones (UNII Band 2C) – Ch. 106)**

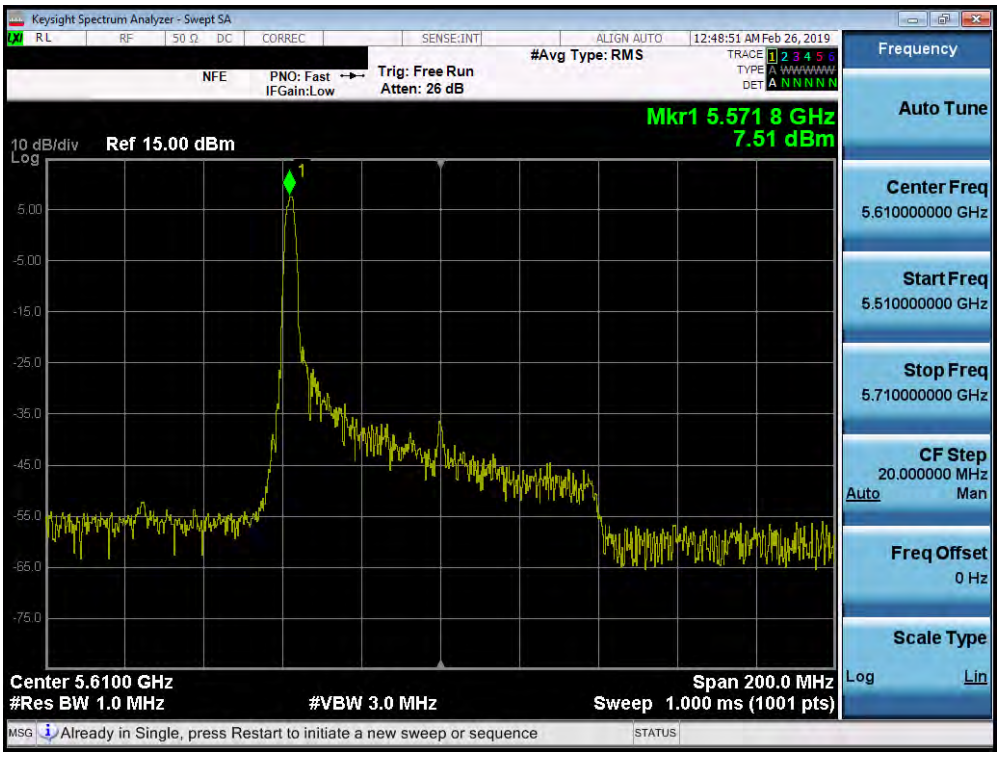


**Plot 7-182. Power Spectral Density Plot SISO ANT2 (80MHz BW 802.11ax – 26 Tones (UNII Band 2C) – Ch. 122)**




© 2019 PCTEST Engineering Laboratory, Inc. V 9.0 02/01/2019
All rights reserved. Unless otherwise specified, no part of this report may be reproduced or utilized in any part, form or by any means, electronic or mechanical, including photocopying and microfilm, without permission in writing from PCTEST Engineering Laboratory, Inc. If you have any questions about this international copyright or have an enquiry about obtaining additional rights to this report or assembly of contents thereof, please contact INFO@PCTEST.COM.

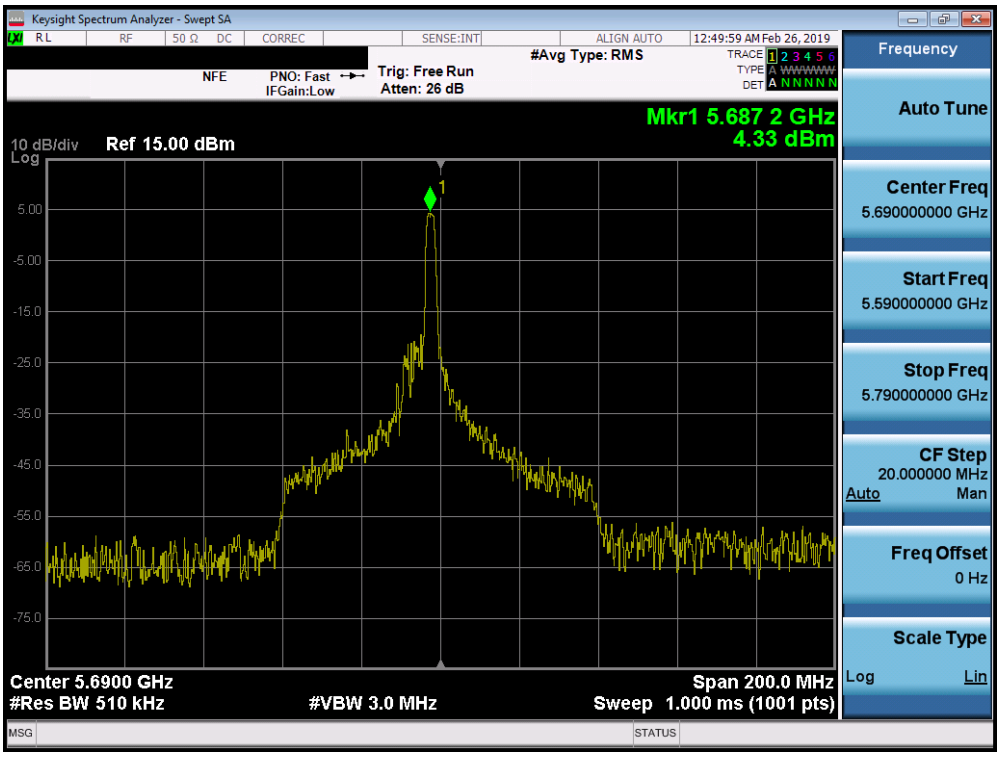


**Plot 7-183. Power Spectral Density Plot SISO ANT2 (80MHz BW 802.11ax – 26 Tones (UNII Band 2C) – Ch. 138)**




© 2019 PCTEST Engineering Laboratory, Inc. V 9.0 02/01/2019

All rights reserved. Unless otherwise specified, no part of this report may be reproduced or utilized in any part, form or by any means, electronic or mechanical, including photocopying and microfilm, without permission in writing from PCTEST Engineering Laboratory, Inc. If you have any questions about this international copyright or have an enquiry about obtaining additional rights to this report or assembly of contents thereof, please contact INFO@PCTEST.COM.

| | Frequency [MHz] | Channel No. | 802.11 Mode | Tones | Data Rate [Mbps] | Measured Power Density [dBm] | Max Permissible Power Density [dBm/500kHz] | Margin [dB] |
|---|---|---|---|---|---|---|---|---|
| Band 3 | 5745 | 149 | ax (20MHz) | 26T | MCS0 | 8.06 | 30.00 | -21.94 |
| | 5785 | 157 | ax (20MHz) | 26T | MCS0 | 8.69 | 30.00 | -21.31 |
| | 5825 | 165 | ax (20MHz) | 26T | MCS0 | 6.99 | 30.00 | -23.01 |
| | 5755 | 151 | ax (40MHz) | 26T | MCS0 | 6.24 | 30.00 | -23.76 |
| | 5795 | 159 | ax (40MHz) | 26T | MCS0 | 5.97 | 30.00 | -24.03 |
| | 5775 | 155 | ax (80MHz) | 26T | MCS0 | 7.87 | 30.00 | -22.13 |

**Table 7-63. Band 3 Conducted Power Spectral Density Measurements SISO ANT2 (26 Tones)**




© 2019 PCTEST Engineering Laboratory, Inc. V 9.0 02/01/2019

All rights reserved. Unless otherwise specified, no part of this report may be reproduced or utilized in any part, form or by any means, electronic or mechanical, including photocopying and microfilm, without permission in writing from PCTEST Engineering Laboratory, Inc. If you have any questions about this international copyright or have an enquiry about obtaining additional rights to this report or assembly of contents thereof, please contact INFO@PCTEST.COM.

**Plot 7-184. Power Spectral Density Plot SISO ANT2 (20MHz BW 802.11ax – 26 Tones (UNII Band 3) – Ch. 149)**

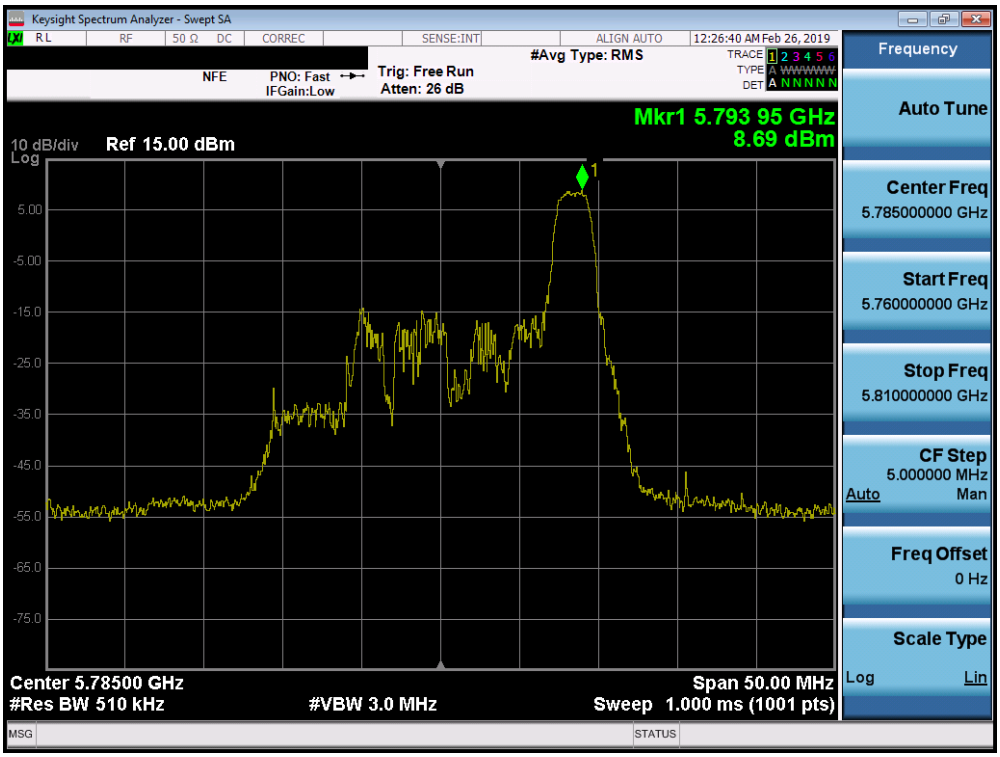


**Plot 7-185. Power Spectral Density Plot SISO ANT2 (20MHz BW 802.11ax – 26 Tones (UNII Band 3) – Ch. 157)**




© 2019 PCTEST Engineering Laboratory, Inc. V 9.0 02/01/2019
All rights reserved. Unless otherwise specified, no part of this report may be reproduced or utilized in any part, form or by any means, electronic or mechanical, including photocopying and microfilm, without permission in writing from PCTEST Engineering Laboratory, Inc. If you have any questions about this international copyright or have an enquiry about obtaining additional rights to this report or assembly of contents thereof, please contact INFO@PCTEST.COM.

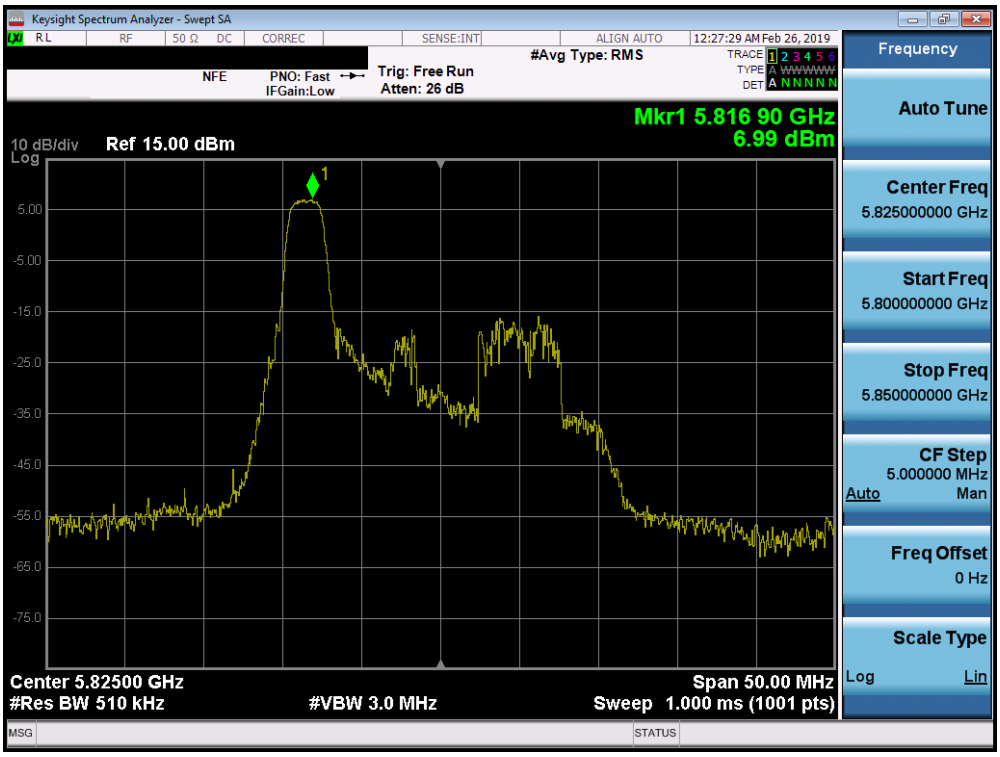


**Plot 7-186. Power Spectral Density Plot SISO ANT2 (20MHz BW 802.11ax – 26 Tones (UNII Band 3) – Ch. 165)**

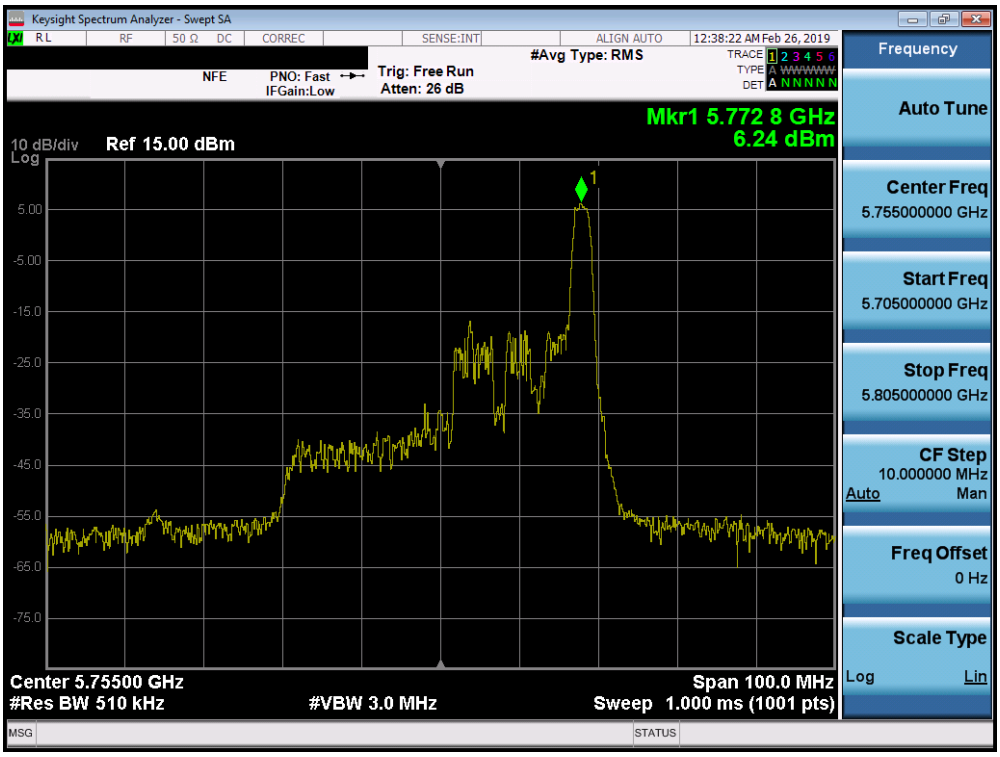


**Plot 7-187. Power Spectral Density Plot SISO ANT2 (40MHz BW 802.11ax – 26 Tones (UNII Band 3) – Ch. 151)**




© 2019 PCTEST Engineering Laboratory, Inc. V 9.0 02/01/2019
All rights reserved. Unless otherwise specified, no part of this report may be reproduced or utilized in any part, form or by any means, electronic or mechanical, including photocopying and microfilm, without permission in writing from PCTEST Engineering Laboratory, Inc. If you have any questions about this international copyright or have an enquiry about obtaining additional rights to this report or assembly of contents thereof, please contact INFO@PCTEST.COM.

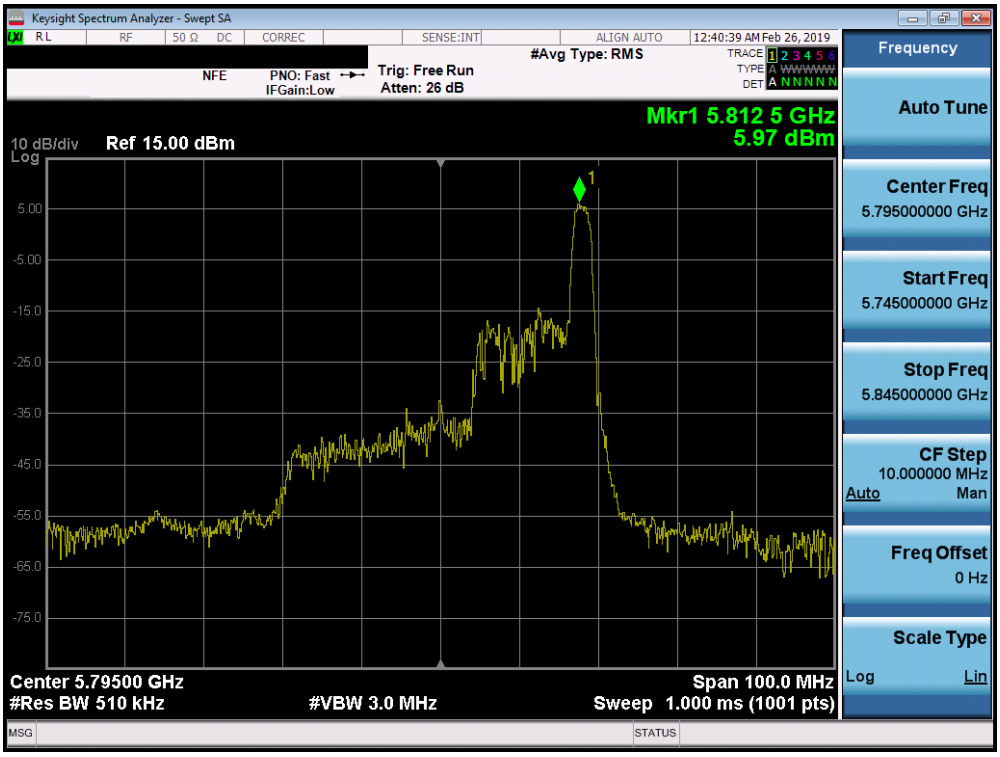


**Plot 7-188. Power Spectral Density Plot SISO ANT2 (40MHz BW 802.11ax – 26 Tones (UNII Band 3) – Ch. 159)**

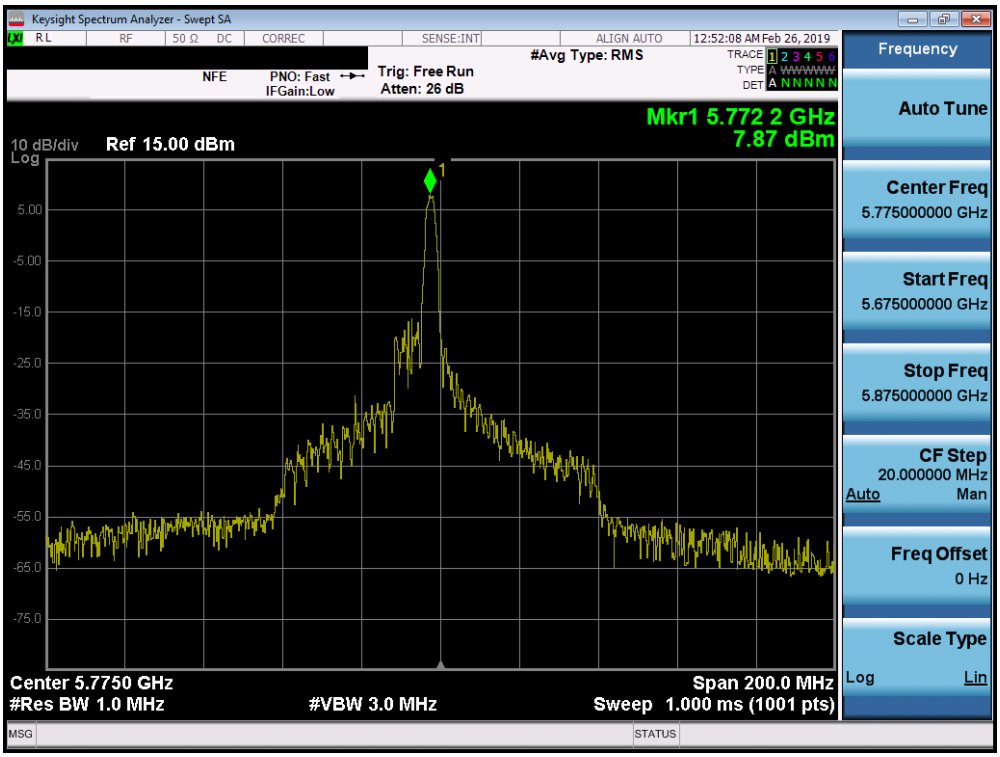


**Plot 7-189. Power Spectral Density Plot SISO ANT2 (80MHz BW 802.11ax – 26 Tones (UNII Band 3) – Ch. 155)**




© 2019 PCTEST Engineering Laboratory, Inc. V 9.0 02/01/2019
All rights reserved. Unless otherwise specified, no part of this report may be reproduced or utilized in any part, form or by any means, electronic or mechanical, including photocopying and microfilm, without permission in writing from PCTEST Engineering Laboratory, Inc. If you have any questions about this international copyright or have an enquiry about obtaining additional rights to this report or assembly of contents thereof, please contact INFO@PCTEST.COM.

## SISO Antenna-2 Power Spectral Density Measurements (Full Tones)

| | Frequency [MHz] | Channel No. | 802.11 Mode | Tones | Data Rate [Mbps] | Measured Power Density [dBm] | Max Power Density [dBm/MHz] | Margin [dB] |
|---|---|---|---|---|---|---|---|---|
| Band 1 | 5180 | 36 | ax (20MHz) | 242T | MCS0 | 2.60 | 11.0 | -8.40 |
| | 5200 | 40 | ax (20MHz) | 242T | MCS0 | 3.09 | 11.0 | -7.91 |
| | 5240 | 48 | ax (20MHz) | 242T | MCS0 | 4.06 | 11.0 | -6.94 |
| | 5190 | 38 | ax (40MHz) | 484T | MCS0 | -1.36 | 11.0 | -12.36 |
| | 5230 | 46 | ax (40MHz) | 484T | MCS0 | -0.91 | 11.0 | -11.91 |
| | 5210 | 42 | ax (80MHz) | 996T | MCS0 | -5.31 | 11.0 | -16.31 |
| Band 2A | 5260 | 52 | ax (20MHz) | 242T | MCS0 | 3.81 | 11.0 | -7.19 |
| | 5280 | 56 | ax (20MHz) | 242T | MCS0 | 3.86 | 11.0 | -7.14 |
| | 5320 | 64 | ax (20MHz) | 242T | MCS0 | 3.93 | 11.0 | -7.07 |
| | 5270 | 54 | ax (40MHz) | 484T | MCS0 | -1.08 | 11.0 | -12.08 |
| | 5310 | 62 | ax (40MHz) | 484T | MCS0 | -1.45 | 11.0 | -12.45 |
| | 5290 | 58 | ax (80MHz) | 996T | MCS0 | -5.20 | 11.0 | -16.20 |
| Band 2C | 5500 | 100 | ax (20MHz) | 242T | MCS0 | 4.21 | 11.0 | -6.79 |
| | 5600 | 120 | ax (20MHz) | 242T | MCS0 | 3.27 | 11.0 | -7.73 |
| | 5720 | 144 | ax (20MHz) | 242T | MCS0 | 3.69 | 11.0 | -7.31 |
| | 5510 | 102 | ax (40MHz) | 484T | MCS0 | -0.58 | 11.0 | -11.58 |
| | 5590 | 118 | ax (40MHz) | 484T | MCS0 | -1.39 | 11.0 | -12.39 |
| | 5710 | 142 | ax (40MHz) | 484T | MCS0 | -0.95 | 11.0 | -11.95 |
| | 5530 | 106 | ax (80MHz) | 996T | MCS0 | -4.82 | 11.0 | -15.82 |
| | 5610 | 122 | ax (80MHz) | 996T | MCS0 | -5.68 | 11.0 | -16.68 |
| | 5690 | 138 | ax (80MHz) | 996T | MCS0 | -5.24 | 11.0 | -16.24 |

**Table 7-64. Conducted Power Spectral Density Measurements SISO ANT2 (Full Tones)**

| | Frequency [MHz] | Channel No. | 802.11 Mode | Tones | Data Rate [Mbps] | Measured Power Density [dBm] | Antenna Gain [dBi] | e.i.r.p. Power Density [dBm/MHz] | ISED Max e.i.r.p. Power Density [dBm/MHz] | Margin [dB] |
|---|---|---|---|---|---|---|---|---|---|---|
| Band 1 | 5180 | 36 | ax (20MHz) | 242T | MCS0 | 2.60 | -6.05 | -3.45 | 10.0 | -13.45 |
| | 5200 | 40 | ax (20MHz) | 242T | MCS0 | 3.09 | -6.05 | -2.96 | 10.0 | -12.96 |
| | 5240 | 48 | ax (20MHz) | 242T | MCS0 | 4.06 | -6.05 | -1.99 | 10.0 | -11.99 |
| | 5190 | 38 | ax (40MHz) | 484T | MCS0 | -1.36 | -6.05 | -7.41 | 10.0 | -17.41 |
| | 5230 | 46 | ax (40MHz) | 484T | MCS0 | -0.91 | -6.05 | -6.96 | 10.0 | -16.96 |
| | 5210 | 42 | ax (80MHz) | 996T | MCS0 | -5.31 | -6.05 | -11.36 | 10.0 | -21.36 |

**Table 7-65. Band 1 e.i.r.p. Conducted Power Spectral Density Measurements (ISED Full Tones)**



© 2019 PCTEST Engineering Laboratory, Inc. V 9.0 02/01/2019
All rights reserved. Unless otherwise specified, no part of this report may be reproduced or utilized in any part, form or by any means, electronic or mechanical, including photocopying and microfilm, without permission in writing from PCTEST Engineering Laboratory, Inc. If you have any questions about this international copyright or have an enquiry about obtaining additional rights to this report or assembly of contents thereof, please contact INFO@PCTEST.COM.

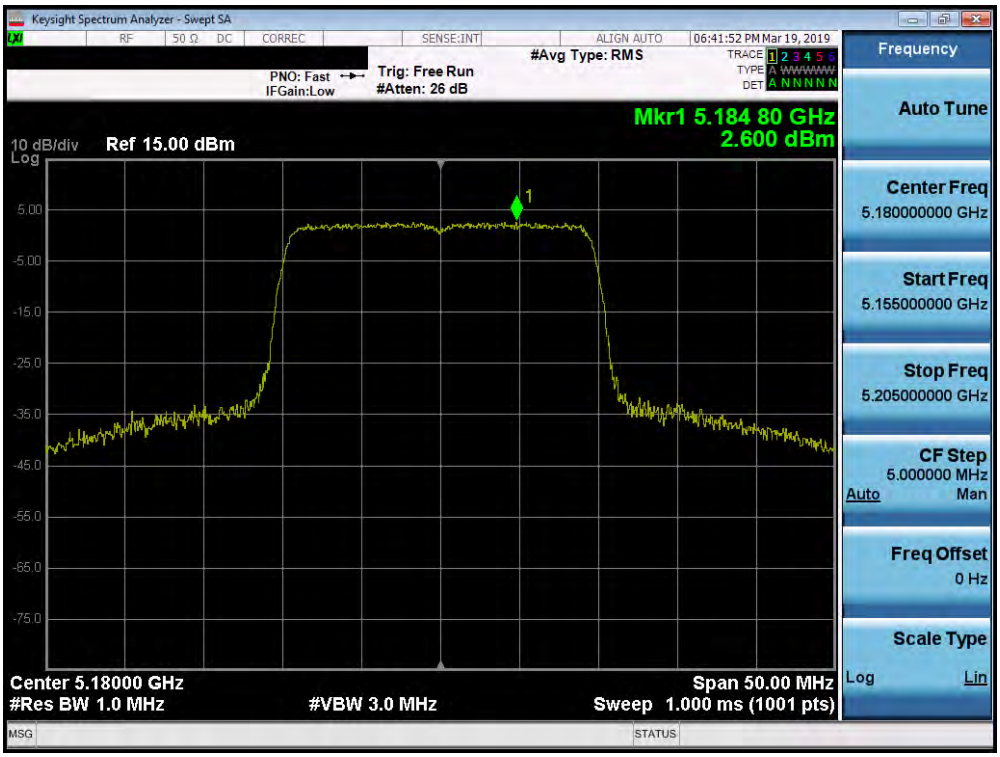


**Plot 7-190. Power Spectral Density Plot SISO ANT2 (20MHz BW 802.11ax – 242 Tones (UNII Band 1) – Ch. 36)**

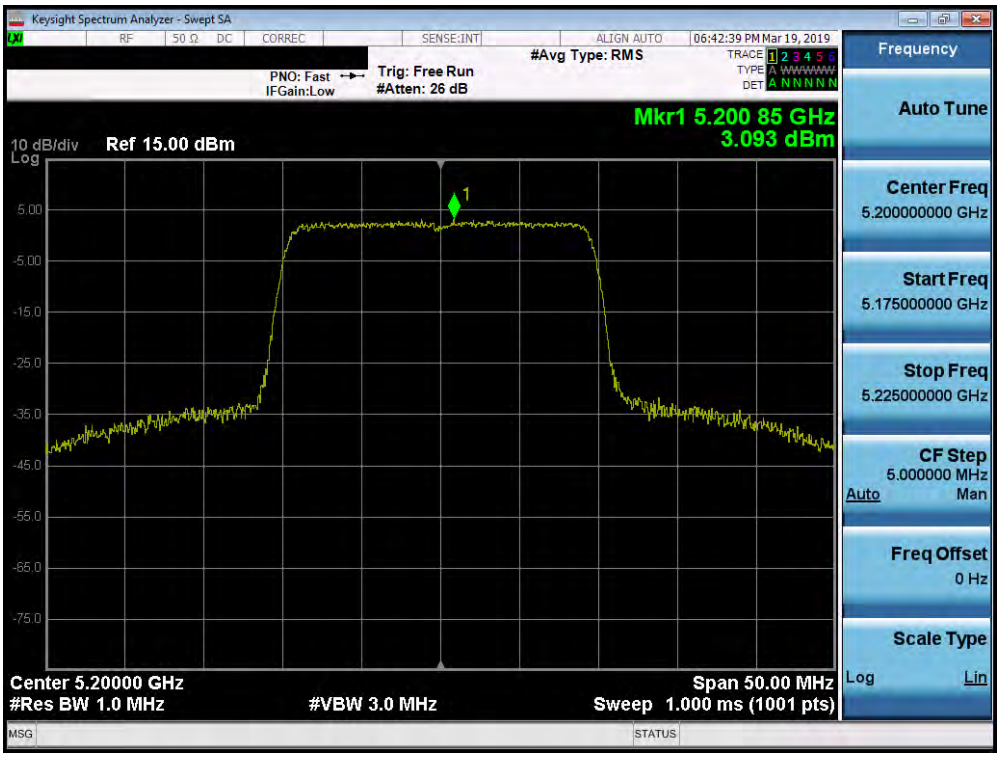


**Plot 7-191. Power Spectral Density Plot SISO ANT2 (20MHz BW 802.11ax – 242 Tones (UNII Band 1) – Ch. 40)**




© 2019 PCTEST Engineering Laboratory, Inc. V 9.0 02/01/2019
All rights reserved. Unless otherwise specified, no part of this report may be reproduced or utilized in any part, form or by any means, electronic or mechanical, including photocopying and microfilm, without permission in writing from PCTEST Engineering Laboratory, Inc. If you have any questions about this international copyright or have an enquiry about obtaining additional rights to this report or assembly of contents thereof, please contact INFO@PCTEST.COM.

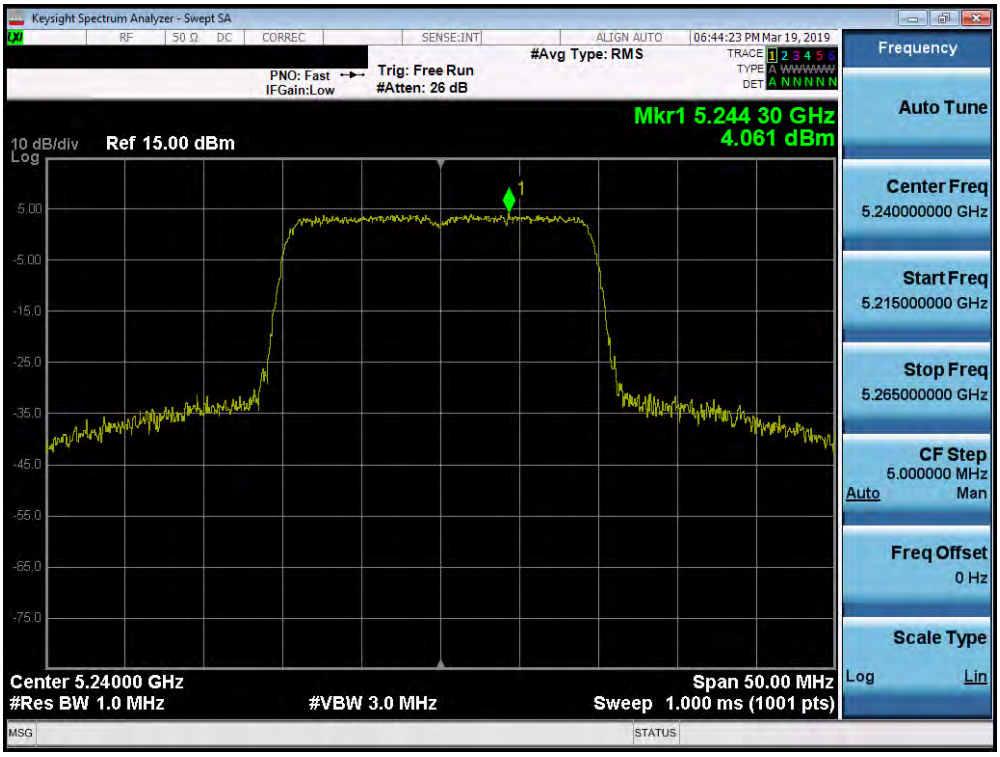


**Plot 7-192. Power Spectral Density Plot SISO ANT2 (20MHz BW 802.11ax – 242 Tones (UNII Band 1) – Ch. 48)**

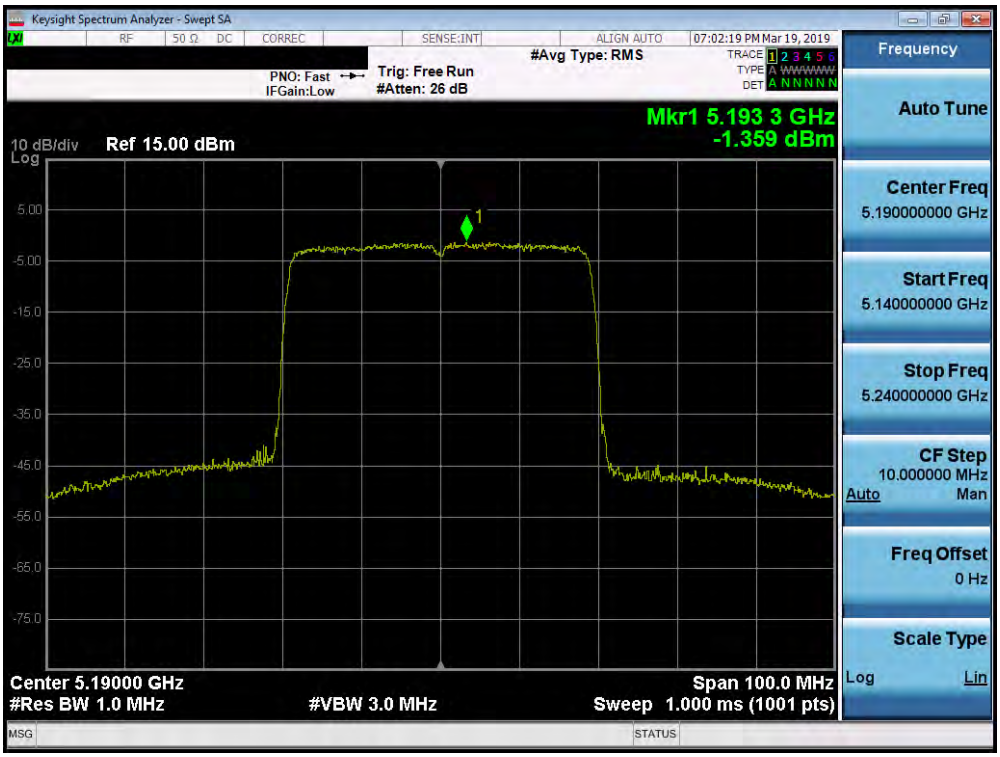


**Plot 7-193. Power Spectral Density Plot SISO ANT2 (40MHz BW 802.11ax – 484 Tones (UNII Band 1) – Ch. 38)**




© 2019 PCTEST Engineering Laboratory, Inc. V 9.0 02/01/2019
All rights reserved. Unless otherwise specified, no part of this report may be reproduced or utilized in any part, form or by any means, electronic or mechanical, including photocopying and microfilm, without permission in writing from PCTEST Engineering Laboratory, Inc. If you have any questions about this international copyright or have an enquiry about obtaining additional rights to this report or assembly of contents thereof, please contact INFO@PCTEST.COM.

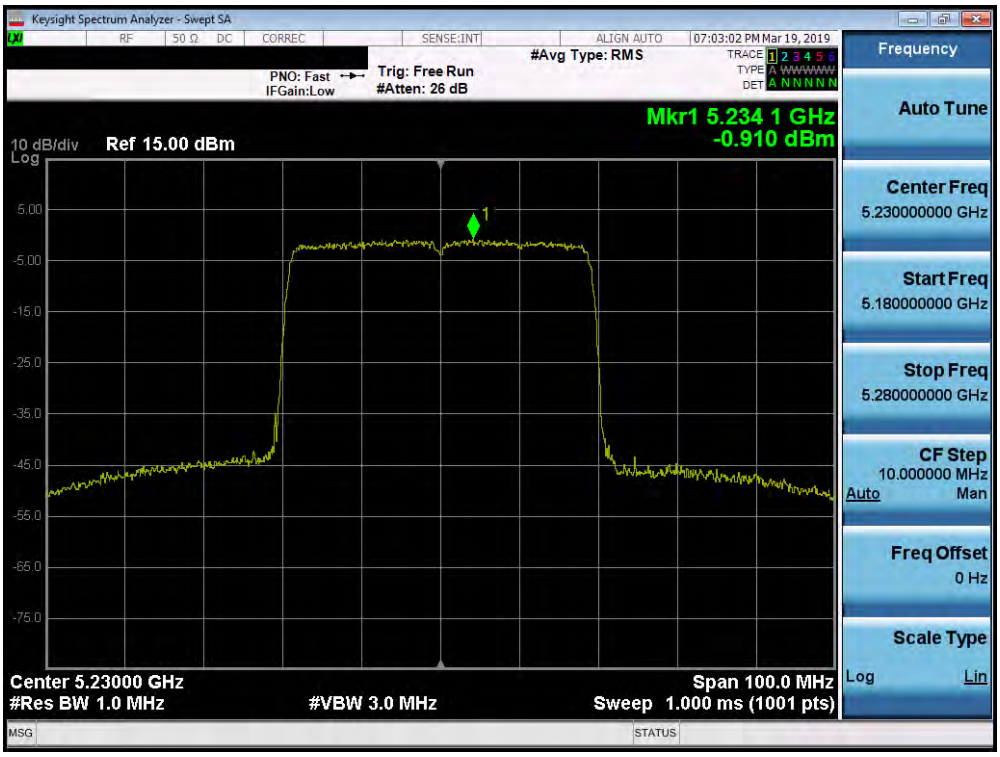


**Plot 7-194. Power Spectral Density Plot SISO ANT2 (40MHz BW 802.11ax – 484 Tones (UNII Band 1) – Ch. 46)**

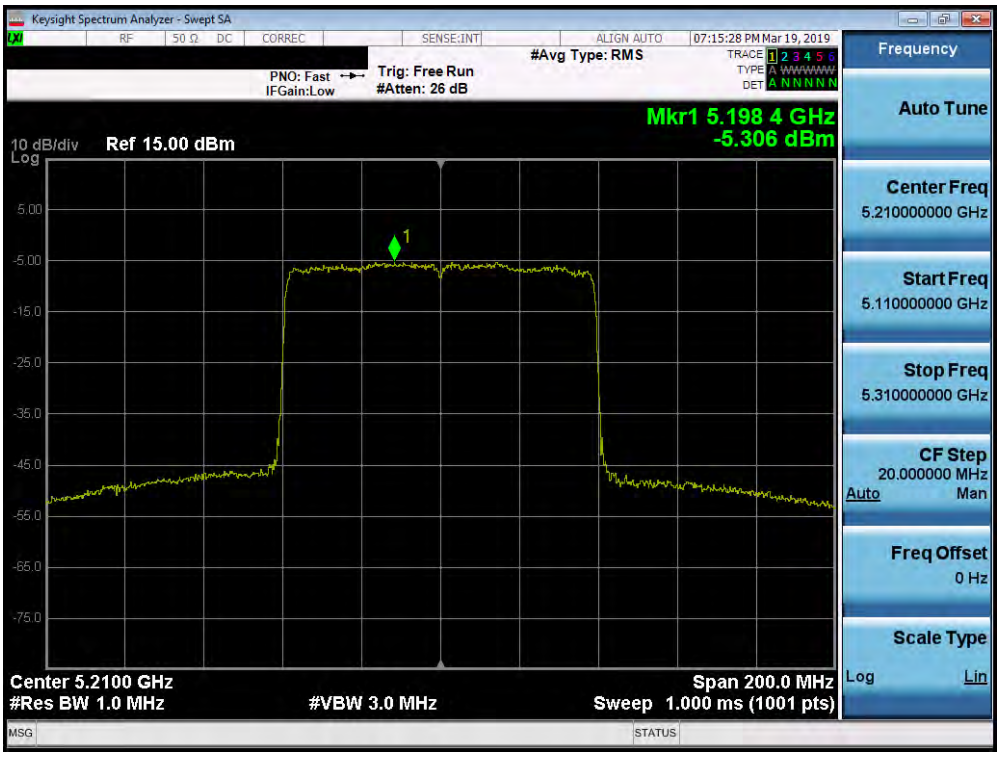


**Plot 7-195. Power Spectral Density Plot SISO ANT2 (80MHz BW 802.11ax – 996 Tones (UNII Band 1) – Ch. 42)**




© 2019 PCTEST Engineering Laboratory, Inc. V 9.0 02/01/2019
All rights reserved. Unless otherwise specified, no part of this report may be reproduced or utilized in any part, form or by any means, electronic or mechanical, including photocopying and microfilm, without permission in writing from PCTEST Engineering Laboratory, Inc. If you have any questions about this international copyright or have an enquiry about obtaining additional rights to this report or assembly of contents thereof, please contact INFO@PCTEST.COM.

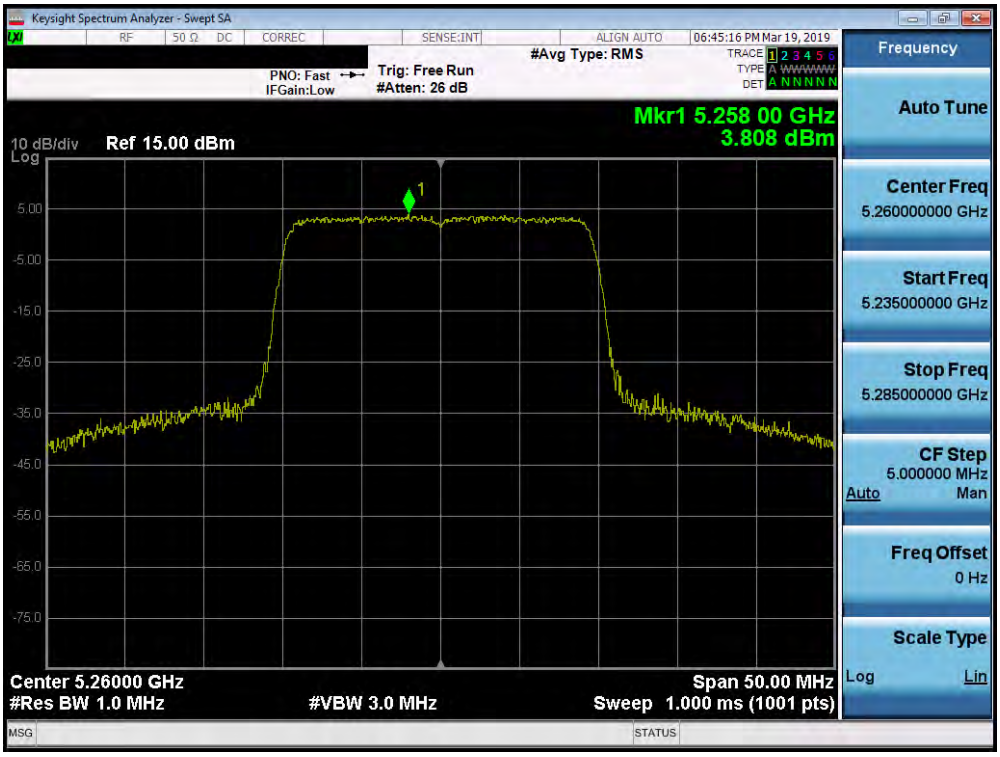


**Plot 7-196. Power Spectral Density Plot SISO ANT2 (20MHz BW 802.11ax – 242 Tones (UNII Band 2A) – Ch. 52)**

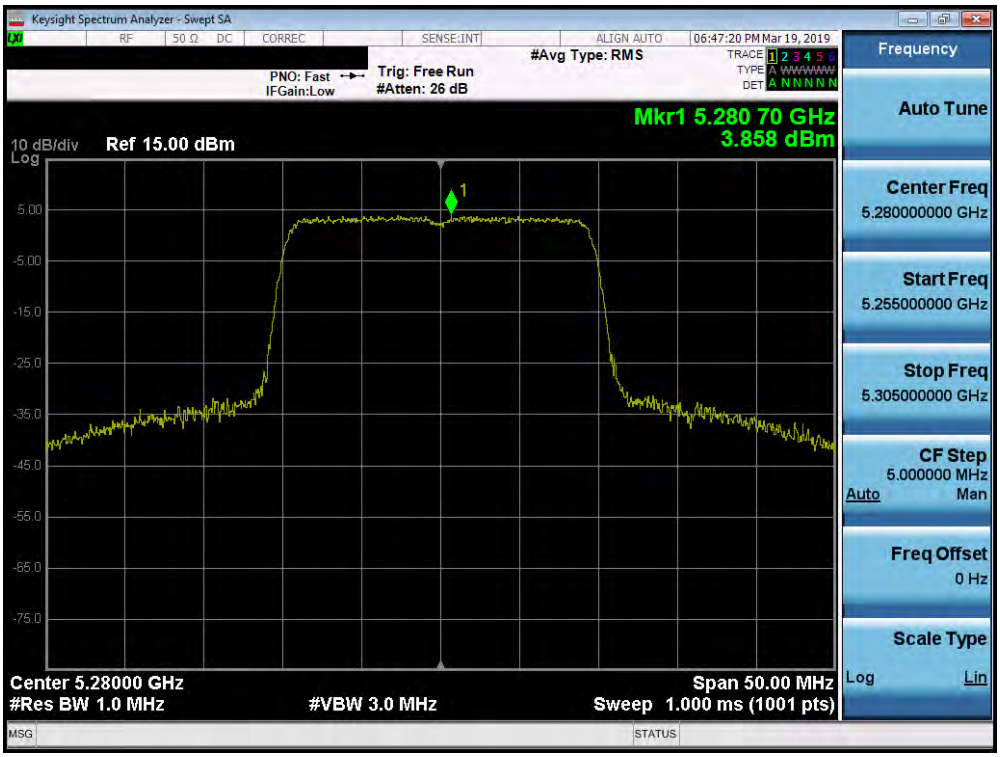


**Plot 7-197. Power Spectral Density Plot SISO ANT2 (20MHz BW 802.11ax – 242 Tones (UNII Band 2A) – Ch. 56)**




© 2019 PCTEST Engineering Laboratory, Inc. V 9.0 02/01/2019
All rights reserved. Unless otherwise specified, no part of this report may be reproduced or utilized in any part, form or by any means, electronic or mechanical, including photocopying and microfilm, without permission in writing from PCTEST Engineering Laboratory, Inc. If you have any questions about this international copyright or have an enquiry about obtaining additional rights to this report or assembly of contents thereof, please contact INFO@PCTEST.COM.

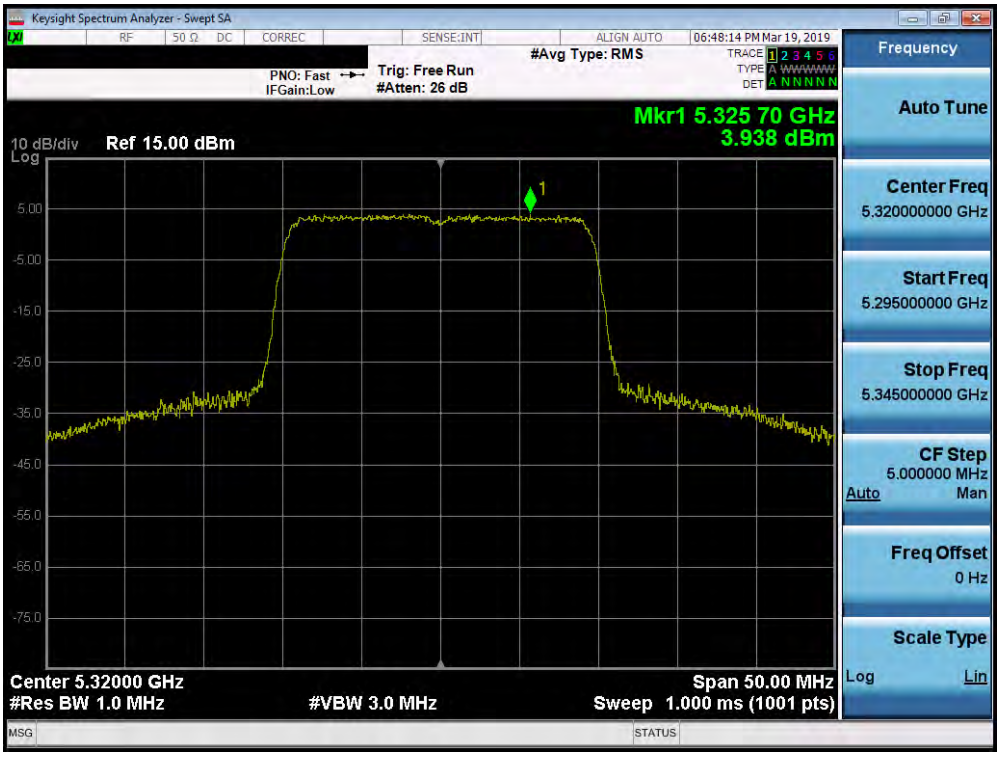


**Plot 7-198. Power Spectral Density Plot SISO ANT2 (20MHz BW 802.11ax – 242 Tones (UNII Band 2A) – Ch. 64)**

**Plot 7-199. Power Spectral Density Plot SISO ANT2 (40MHz BW 802.11ax – 484 Tones (UNII Band 2A) – Ch. 54)**




© 2019 PCTEST Engineering Laboratory, Inc. V 9.0 02/01/2019
All rights reserved. Unless otherwise specified, no part of this report may be reproduced or utilized in any part, form or by any means, electronic or mechanical, including photocopying and microfilm, without permission in writing from PCTEST Engineering Laboratory, Inc. If you have any questions about this international copyright or have an enquiry about obtaining additional rights to this report or assembly of contents thereof, please contact INFO@PCTEST.COM.

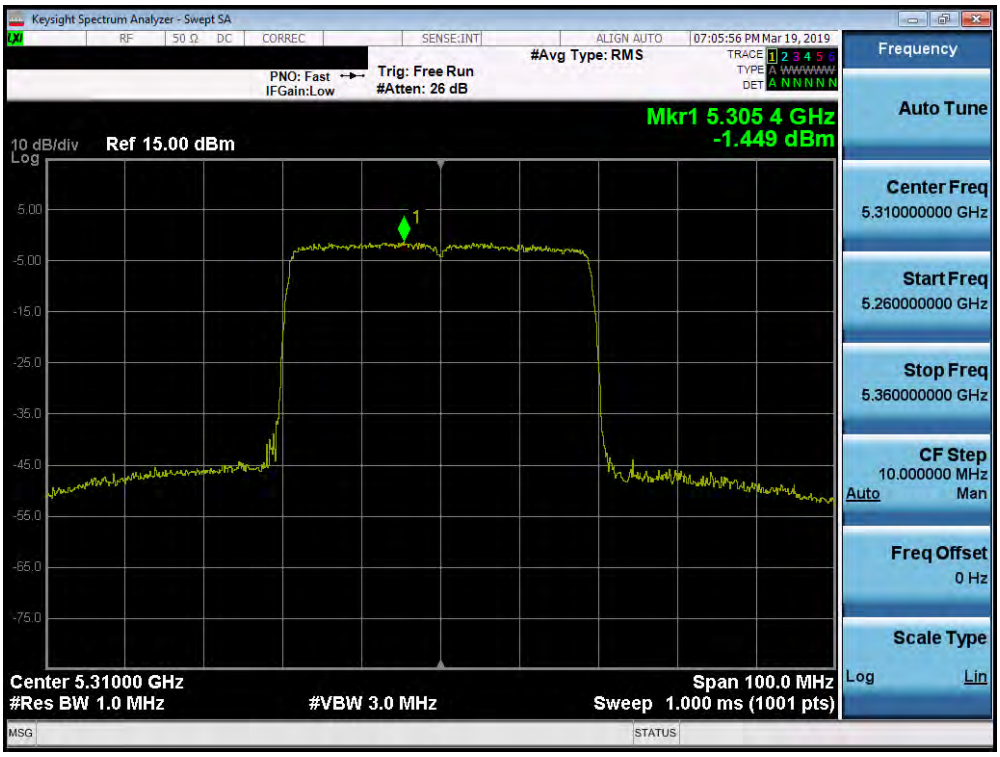


**Plot 7-200. Power Spectral Density Plot SISO ANT2 (40MHz BW 802.11ax – 484 Tones (UNII Band 2A) – Ch. 62)**

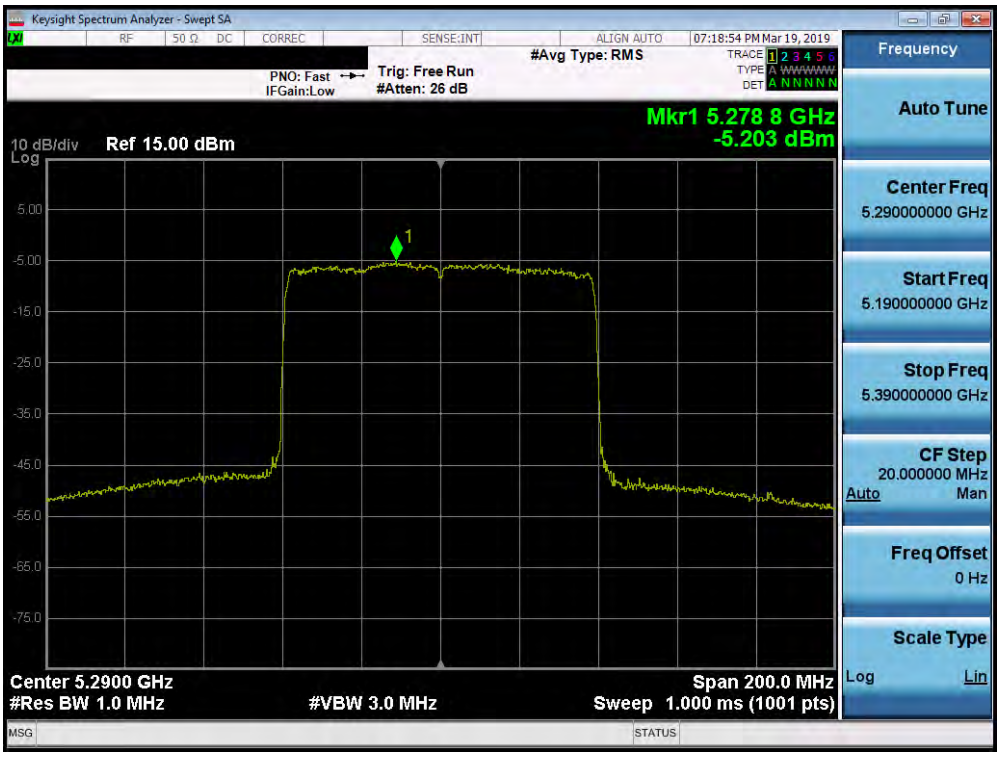


**Plot 7-201. Power Spectral Density Plot SISO ANT2 (80MHz BW 802.11ax – 996 Tones (UNII Band 2A) – Ch. 58)**




© 2019 PCTEST Engineering Laboratory, Inc. V 9.0 02/01/2019
All rights reserved. Unless otherwise specified, no part of this report may be reproduced or utilized in any part, form or by any means, electronic or mechanical, including photocopying and microfilm, without permission in writing from PCTEST Engineering Laboratory, Inc. If you have any questions about this international copyright or have an enquiry about obtaining additional rights to this report or assembly of contents thereof, please contact INFO@PCTEST.COM.

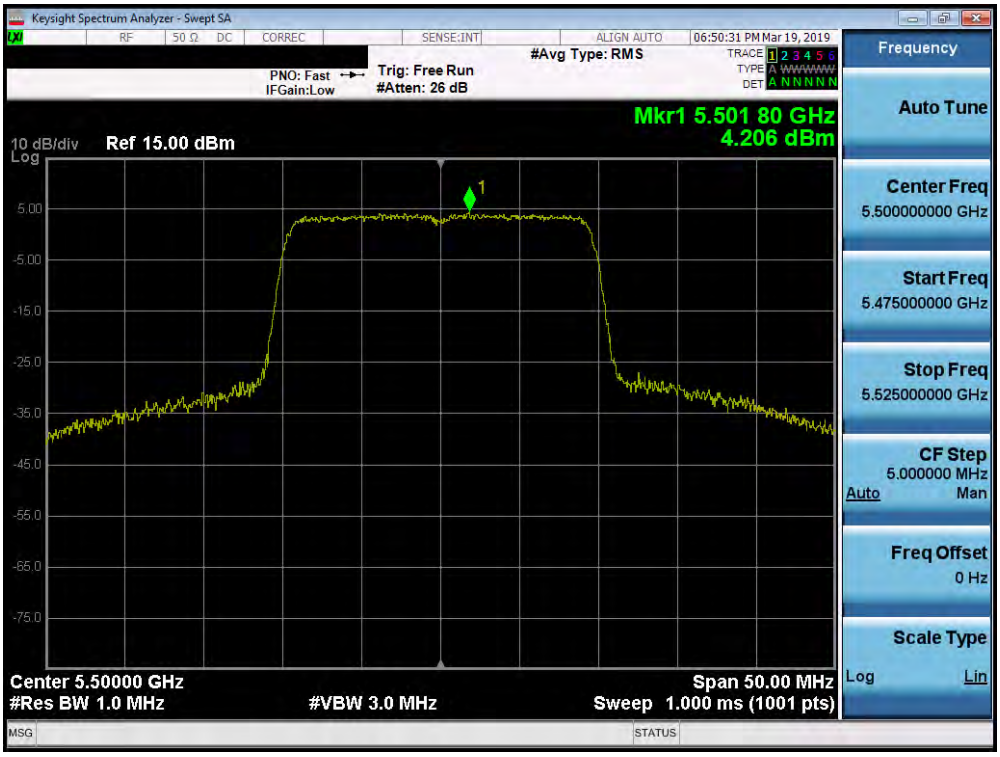


**Plot 7-202. Power Spectral Density Plot SISO ANT2 (20MHz BW 802.11ax – 242 Tones (UNII Band 2C) – Ch. 100)**

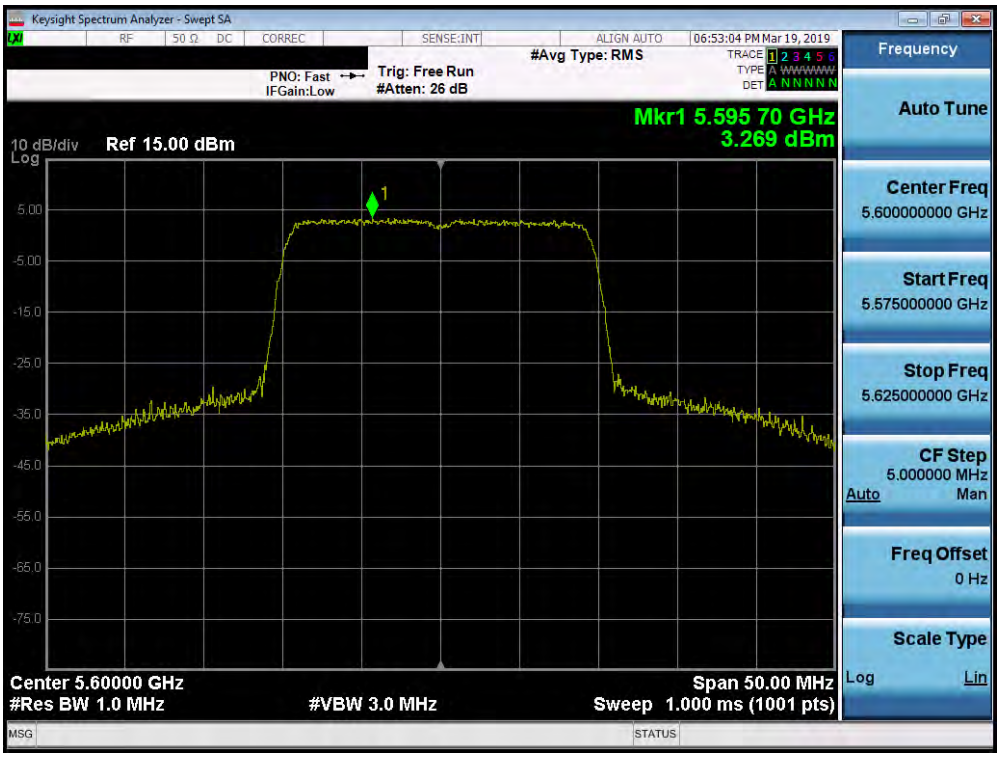


**Plot 7-203. Power Spectral Density Plot SISO ANT2 (20MHz BW 802.11ax – 242 Tones (UNII Band 2C) – Ch. 120)**




© 2019 PCTEST Engineering Laboratory, Inc. V 9.0 02/01/2019
All rights reserved. Unless otherwise specified, no part of this report may be reproduced or utilized in any part, form or by any means, electronic or mechanical, including photocopying and microfilm, without permission in writing from PCTEST Engineering Laboratory, Inc. If you have any questions about this international copyright or have an enquiry about obtaining additional rights to this report or assembly of contents thereof, please contact INFO@PCTEST.COM.

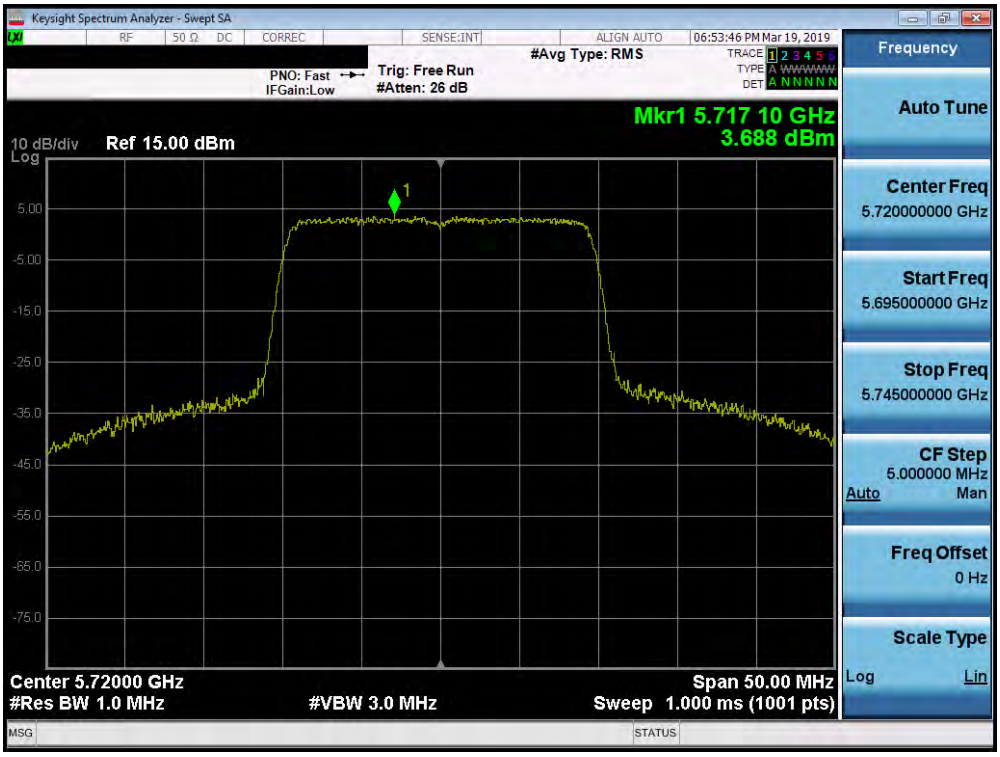


**Plot 7-204. Power Spectral Density Plot SISO ANT2 (20MHz BW 802.11ax – 242 Tones (UNII Band 2C) – Ch. 144)**

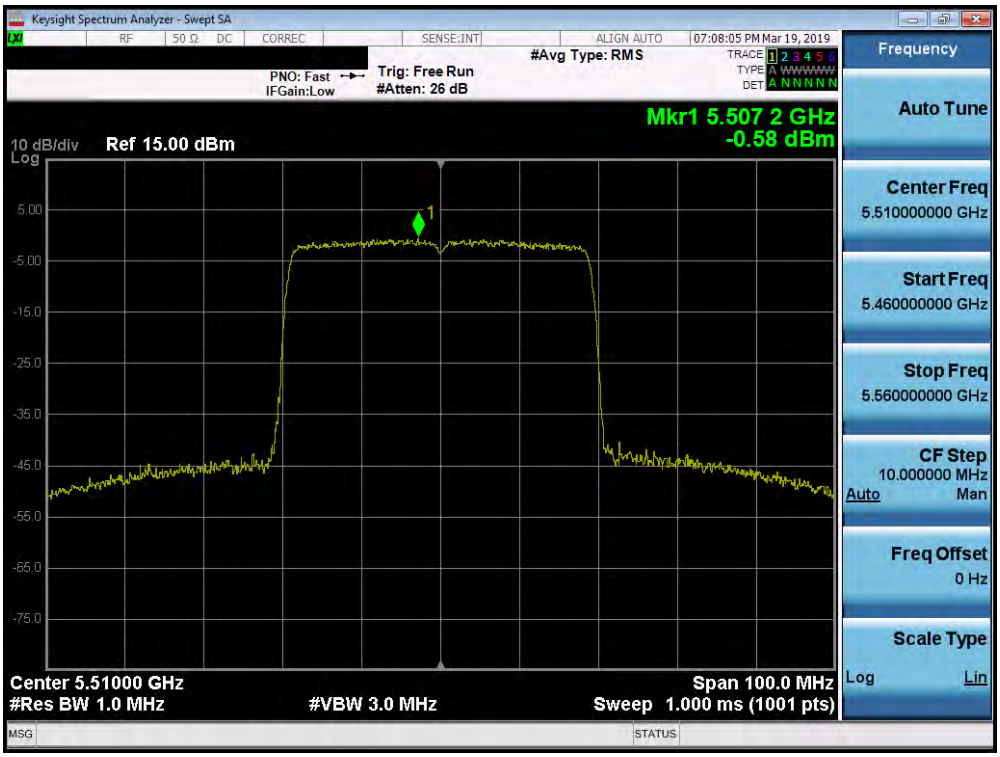


**Plot 7-205. Power Spectral Density Plot SISO ANT2 (40MHz BW 802.11ax – 484 Tones (UNII Band 2C) – Ch. 102)**



© 2019 PCTEST Engineering Laboratory, Inc. V 9.0 02/01/2019
All rights reserved. Unless otherwise specified, no part of this report may be reproduced or utilized in any part, form or by any means, electronic or mechanical, including photocopying and microfilm, without permission in writing from PCTEST Engineering Laboratory, Inc. If you have any questions about this international copyright or have an enquiry about obtaining additional rights to this report or assembly of contents thereof, please contact INFO@PCTEST.COM.

**Plot 7-206. Power Spectral Density Plot SISO ANT2 (40MHz BW 802.11ax – 484 Tones (UNII Band 2C) – Ch. 118)**

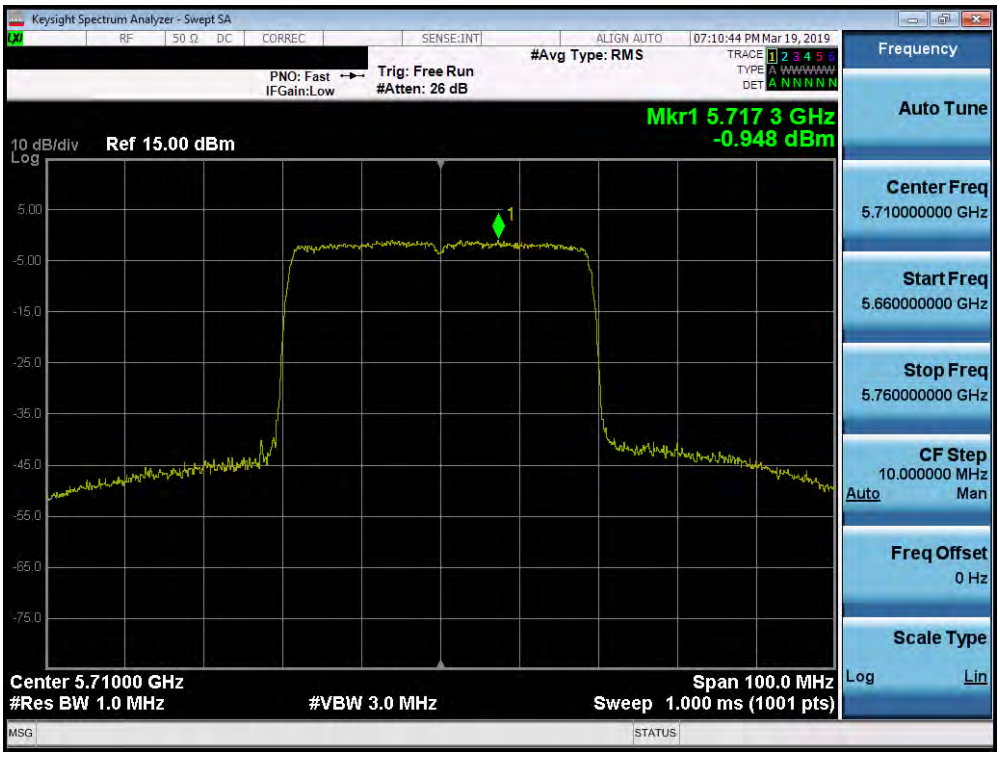


**Plot 7-207. Power Spectral Density Plot SISO ANT2 (40MHz BW 802.11ax – 484 Tones (UNII Band 2C) – Ch. 142)**




© 2019 PCTEST Engineering Laboratory, Inc. V 9.0 02/01/2019
All rights reserved. Unless otherwise specified, no part of this report may be reproduced or utilized in any part, form or by any means, electronic or mechanical, including photocopying and microfilm, without permission in writing from PCTEST Engineering Laboratory, Inc. If you have any questions about this international copyright or have an enquiry about obtaining additional rights to this report or assembly of contents thereof, please contact INFO@PCTEST.COM.

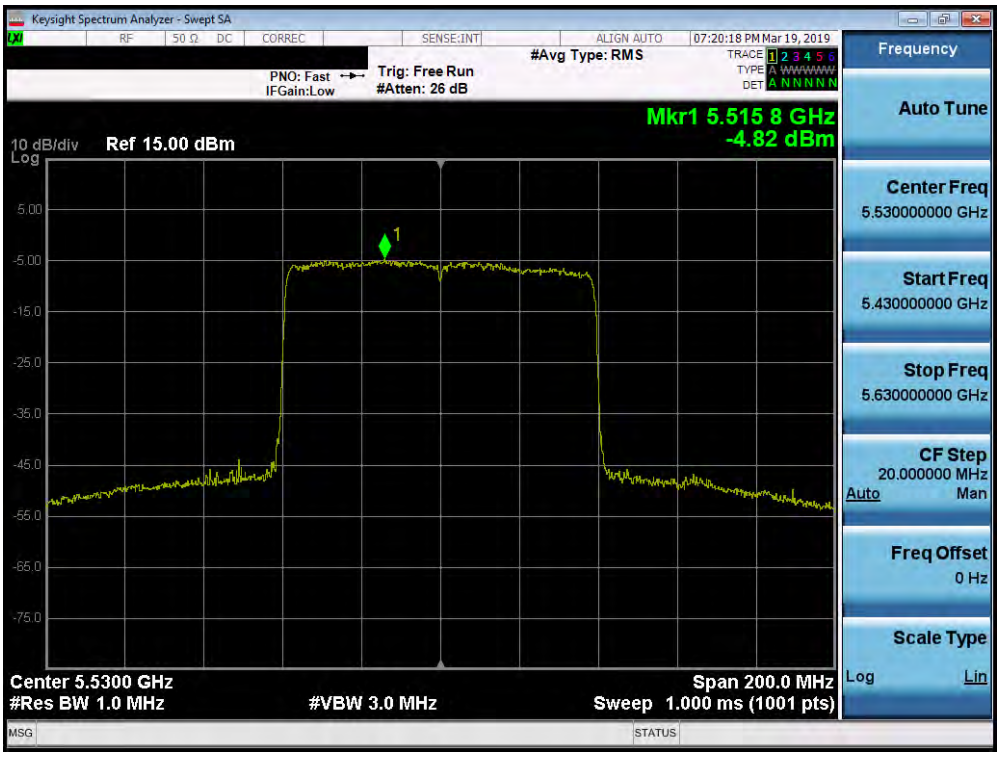


**Plot 7-208. Power Spectral Density Plot SISO ANT2 (80MHz BW 802.11ax – 996 Tones (UNII Band 2C) – Ch. 106)**

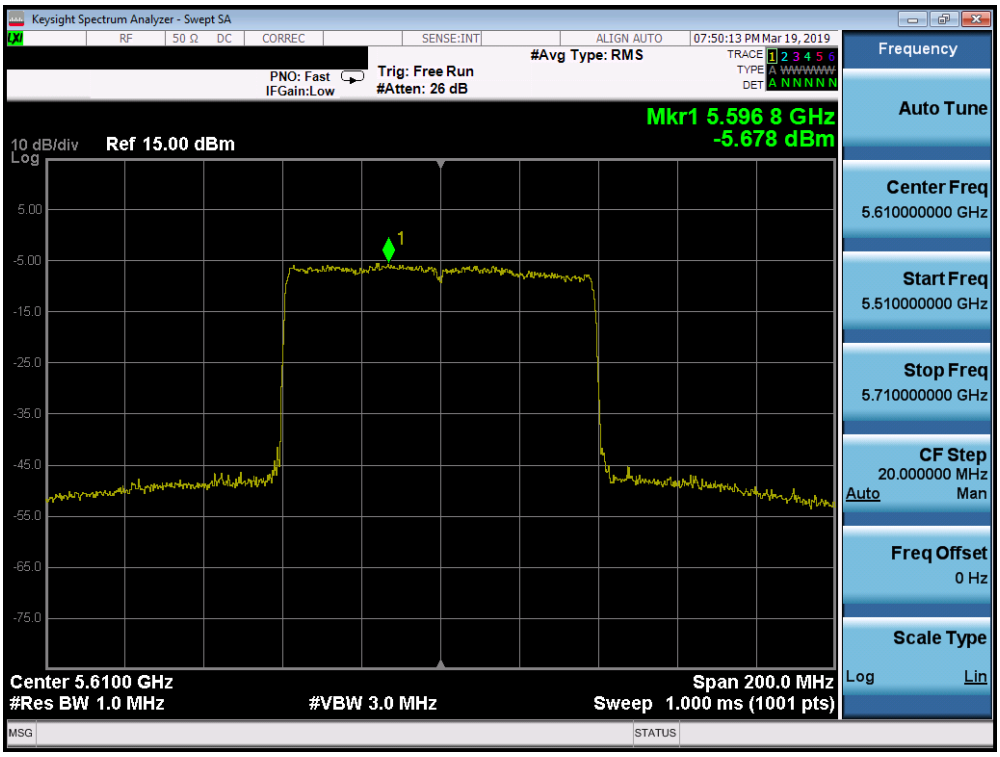


**Plot 7-209. Power Spectral Density Plot SISO ANT2 (80MHz BW 802.11ax – 996 Tones (UNII Band 2C) – Ch. 122)**




© 2019 PCTEST Engineering Laboratory, Inc. V 9.0 02/01/2019
All rights reserved. Unless otherwise specified, no part of this report may be reproduced or utilized in any part, form or by any means, electronic or mechanical, including photocopying and microfilm, without permission in writing from PCTEST Engineering Laboratory, Inc. If you have any questions about this international copyright or have an enquiry about obtaining additional rights to this report or assembly of contents thereof, please contact INFO@PCTEST.COM.

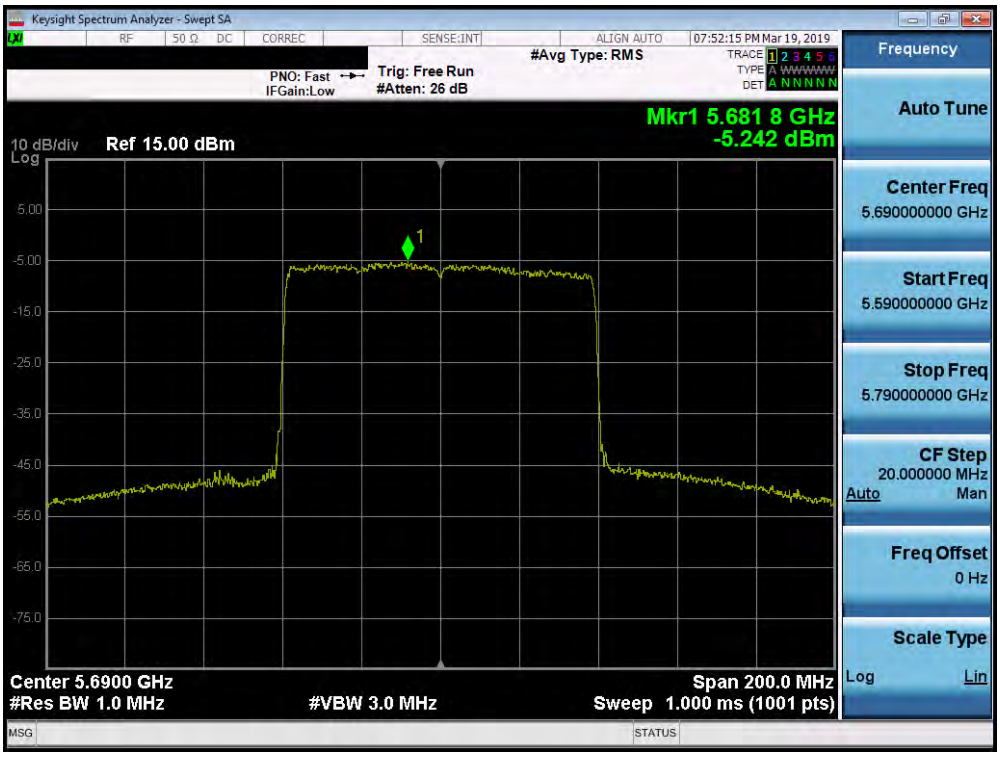


**Plot 7-210. Power Spectral Density Plot SISO ANT2 (80MHz BW 802.11ax – 996 Tones (UNII Band 2C) – Ch. 138)**




© 2019 PCTEST Engineering Laboratory, Inc. V 9.0 02/01/2019

All rights reserved. Unless otherwise specified, no part of this report may be reproduced or utilized in any part, form or by any means, electronic or mechanical, including photocopying and microfilm, without permission in writing from PCTEST Engineering Laboratory, Inc. If you have any questions about this international copyright or have an enquiry about obtaining additional rights to this report or assembly of contents thereof, please contact INFO@PCTEST.COM.

| | Frequency [MHz] | Channel No. | 802.11 Mode | Tones | Data Rate [Mbps] | Measured Power Density [dBm] | Max Permissible Power Density | Margin [dB] |
|---|---|---|---|---|---|---|---|---|
| Band 3 | 5745 | 149 | ax (20MHz) | 242T | MCS0 | 4.25 | 30.00 | -25.75 |
| | 5785 | 157 | ax (20MHz) | 242T | MCS0 | 4.29 | 30.00 | -25.71 |
| | 5825 | 165 | ax (20MHz) | 242T | MCS0 | 3.92 | 30.00 | -26.08 |
| | 5755 | 151 | ax (40MHz) | 484T | MCS0 | -0.70 | 30.00 | -30.70 |
| | 5795 | 159 | ax (40MHz) | 484T | MCS0 | -0.77 | 30.00 | -30.77 |
| | 5775 | 155 | ax (80MHz) | 996T | MCS0 | -5.13 | 30.00 | -35.13 |

**Table 7-66. Band 3 Conducted Power Spectral Density Measurements SISO ANT2 (Full Tones)**



© 2019 PCTEST Engineering Laboratory, Inc. V 9.0 02/01/2019
All rights reserved. Unless otherwise specified, no part of this report may be reproduced or utilized in any part, form or by any means, electronic or mechanical, including photocopying and microfilm, without permission in writing from PCTEST Engineering Laboratory, Inc. If you have any questions about this international copyright or have an enquiry about obtaining additional rights to this report or assembly of contents thereof, please contact INFO@PCTEST.COM.

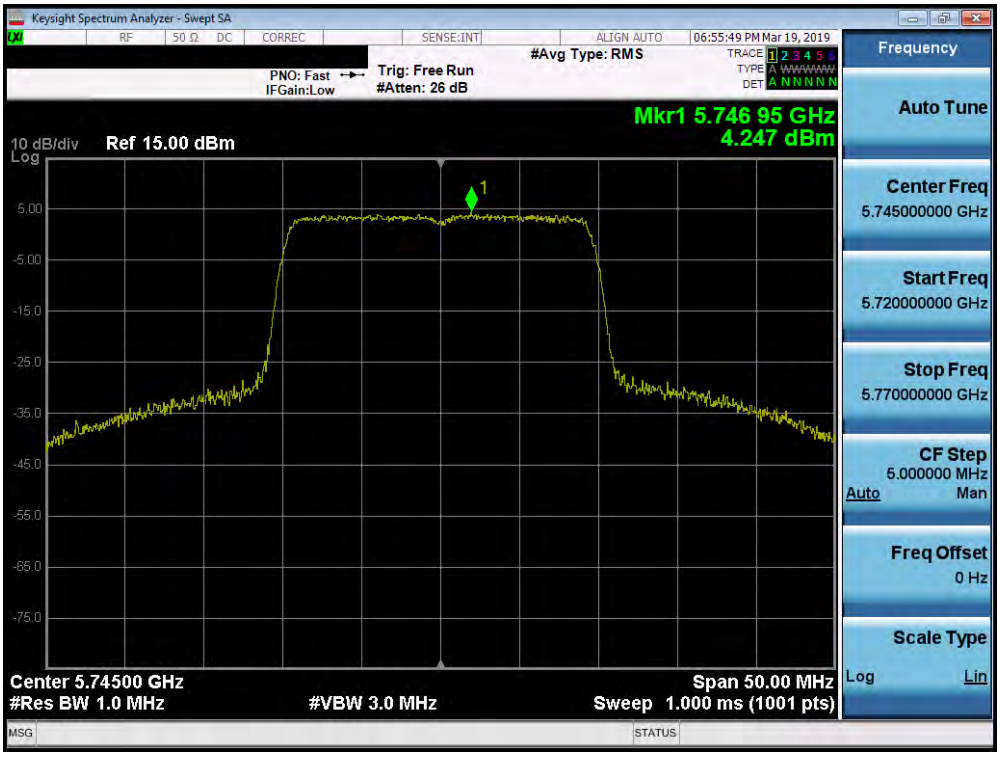


**Plot 7-211. Power Spectral Density Plot SISO ANT2 (20MHz BW 802.11ax – 242 Tones (UNII Band 3) – Ch. 149)**

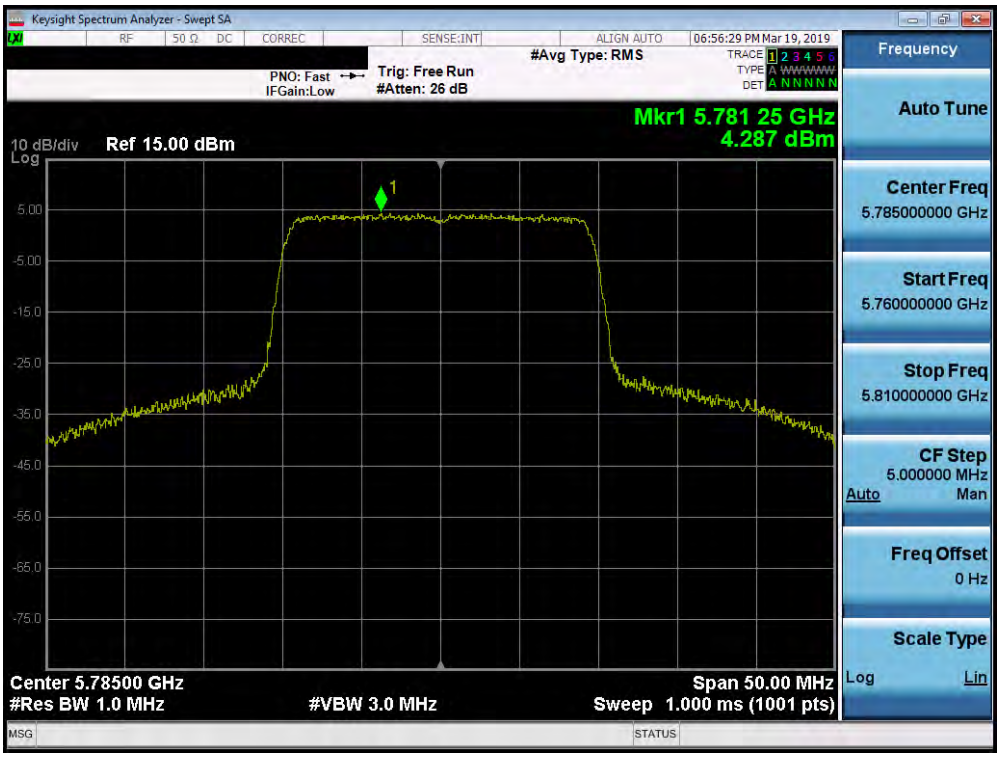


**Plot 7-212. Power Spectral Density Plot SISO ANT2 (20MHz BW 802.11ax – 242 Tones (UNII Band 3) – Ch. 157)**




© 2019 PCTEST Engineering Laboratory, Inc. V 9.0 02/01/2019
All rights reserved. Unless otherwise specified, no part of this report may be reproduced or utilized in any part, form or by any means, electronic or mechanical, including photocopying and microfilm, without permission in writing from PCTEST Engineering Laboratory, Inc. If you have any questions about this international copyright or have an enquiry about obtaining additional rights to this report or assembly of contents thereof, please contact INFO@PCTEST.COM.

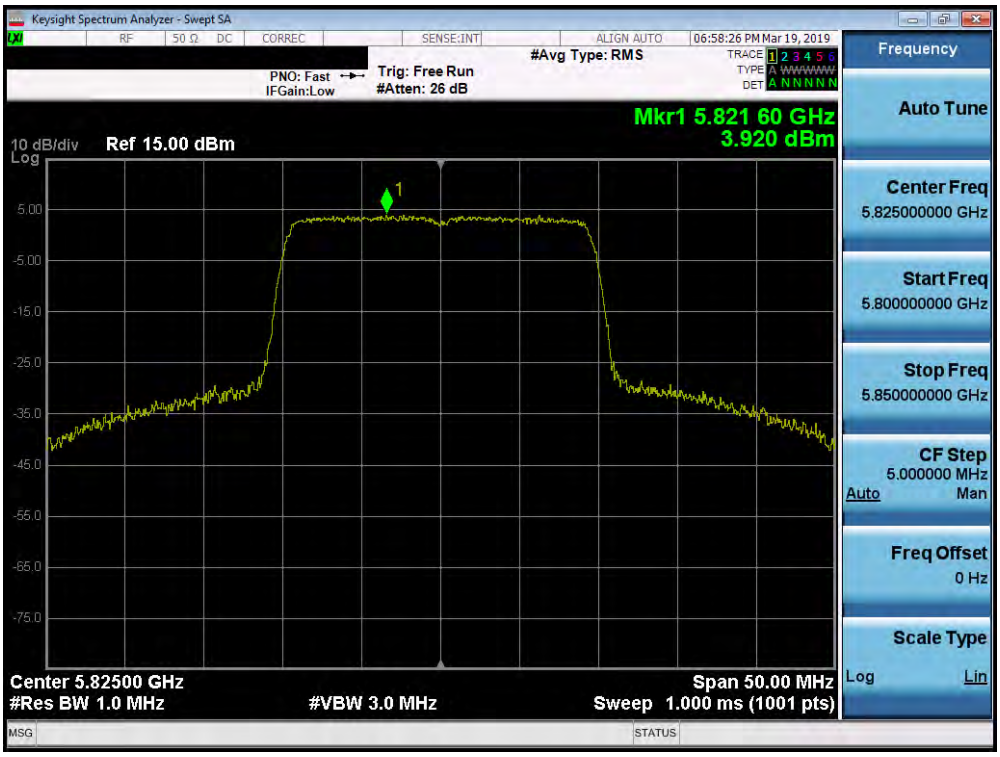


**Plot 7-213. Power Spectral Density Plot SISO ANT2 (20MHz BW 802.11ax – 242 Tones (UNII Band 3) – Ch. 165)**

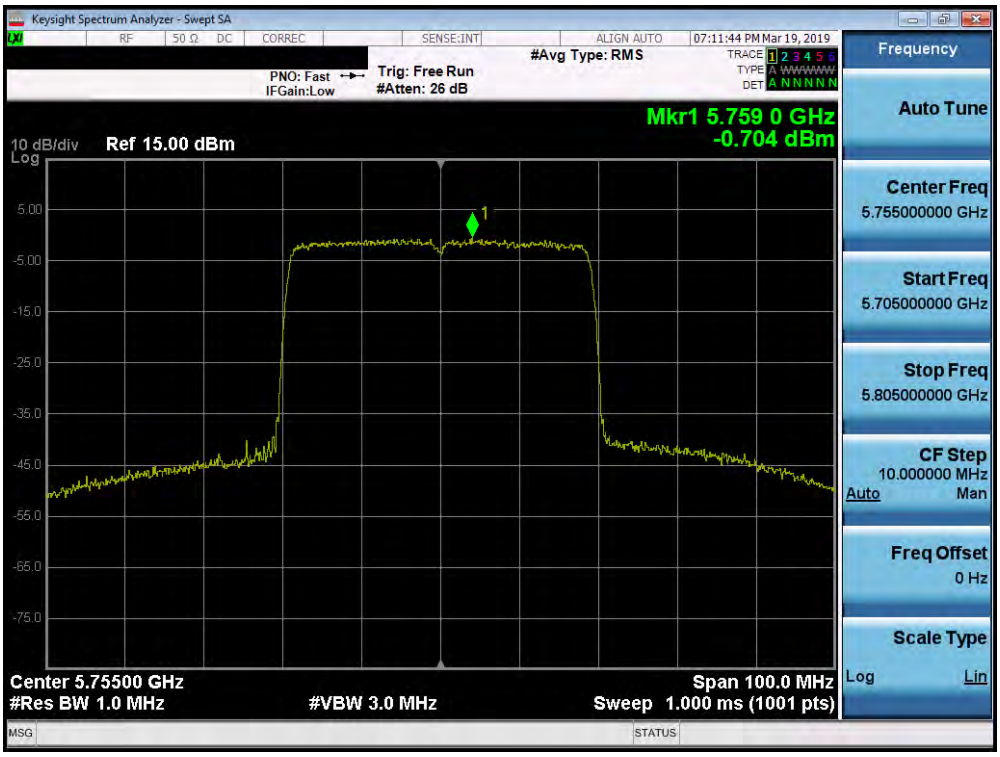


**Plot 7-214. Power Spectral Density Plot SISO ANT2 (40MHz BW 802.11ax – 484 Tones (UNII Band 3) – Ch. 151)**




© 2019 PCTEST Engineering Laboratory, Inc. V 9.0 02/01/2019
All rights reserved. Unless otherwise specified, no part of this report may be reproduced or utilized in any part, form or by any means, electronic or mechanical, including photocopying and microfilm, without permission in writing from PCTEST Engineering Laboratory, Inc. If you have any questions about this international copyright or have an enquiry about obtaining additional rights to this report or assembly of contents thereof, please contact INFO@PCTEST.COM.

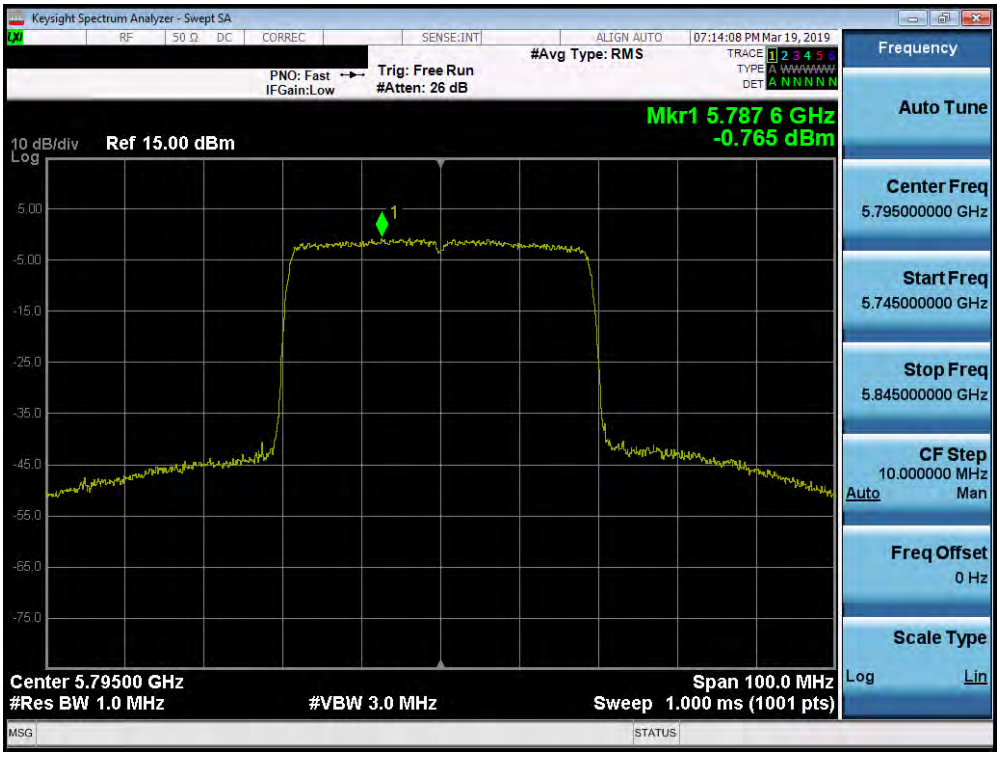


**Plot 7-215. Power Spectral Density Plot SISO ANT2 (40MHz BW 802.11ax – 484 Tones (UNII Band 3) – Ch. 159)**

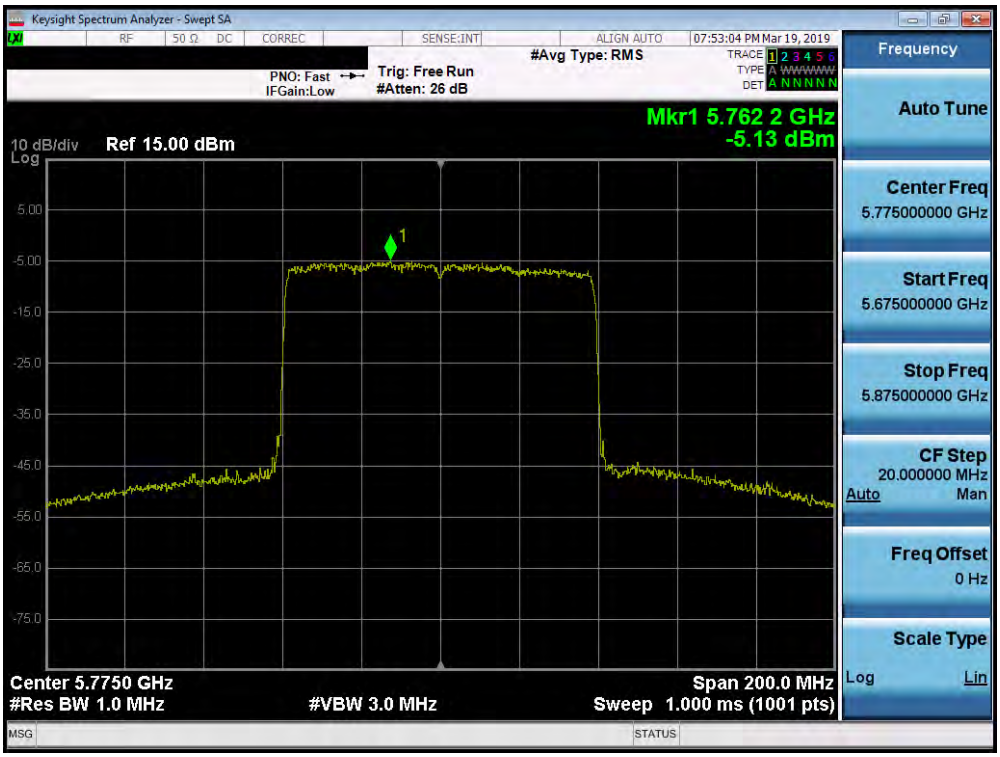


**Plot 7-216. Power Spectral Density Plot SISO ANT2 (80MHz BW 802.11ax – 996 Tones (UNII Band 3) – Ch. 155)**




© 2019 PCTEST Engineering Laboratory, Inc. V 9.0 02/01/2019
All rights reserved. Unless otherwise specified, no part of this report may be reproduced or utilized in any part, form or by any means, electronic or mechanical, including photocopying and microfilm, without permission in writing from PCTEST Engineering Laboratory, Inc. If you have any questions about this international copyright or have an enquiry about obtaining additional rights to this report or assembly of contents thereof, please contact INFO@PCTEST.COM.

## Summed MIMO Power Spectral Density Measurements (26 Tones)

| | Frequency [MHz] | Channel No. | 802.11 Mode | Tones | Data Rate [Mbps] | Antenna-1 Power Density [dBm] | Antenna-2 Power Density [dBm] | Summed MIMO Power Density [dBm] | Max Power Density [dBm/MHz] | Margin [dB] |
|---|---|---|---|---|---|---|---|---|---|---|
| Band 1 | 5180 | 36 | ax (20MHz) | 26T | MCS0 | 5.41 | 4.95 | 8.20 | 11.00 | -2.80 |
| | 5200 | 40 | ax (20MHz) | 26T | MCS0 | 3.99 | 3.91 | 6.96 | 11.00 | -4.04 |
| | 5240 | 48 | ax (20MHz) | 26T | MCS0 | 3.80 | 4.00 | 6.91 | 11.00 | -4.09 |
| | 5190 | 38 | ax (40MHz) | 26T | MCS0 | 5.42 | 5.18 | 8.31 | 11.00 | -2.69 |
| | 5230 | 46 | ax (40MHz) | 26T | MCS0 | 5.35 | 6.09 | 8.75 | 11.00 | -2.25 |
| | 5210 | 42 | ax (80MHz) | 26T | MCS0 | 5.76 | 4.85 | 8.34 | 11.00 | -2.66 |
| Band 2A | 5260 | 52 | ax (20MHz) | 26T | MCS0 | 5.28 | 5.20 | 8.25 | 11.00 | -2.75 |
| | 5280 | 56 | ax (20MHz) | 26T | MCS0 | 5.28 | 5.07 | 8.19 | 11.00 | -2.81 |
| | 5320 | 64 | ax (20MHz) | 26T | MCS0 | 5.36 | 4.71 | 8.06 | 11.00 | -2.94 |
| | 5270 | 54 | ax (40MHz) | 26T | MCS0 | 5.69 | 5.42 | 8.57 | 11.00 | -2.43 |
| | 5310 | 62 | ax (40MHz) | 26T | MCS0 | 5.42 | 5.54 | 8.49 | 11.00 | -2.51 |
| | 5290 | 58 | ax (80MHz) | 26T | MCS0 | 3.62 | 3.66 | 6.65 | 11.00 | -4.35 |
| Band 2C | 5500 | 100 | ax (20MHz) | 26T | MCS0 | 5.30 | 5.61 | 8.47 | 11.00 | -2.53 |
| | 5600 | 120 | ax (20MHz) | 26T | MCS0 | 5.90 | 5.78 | 8.85 | 11.00 | -2.15 |
| | 5720 | 144 | ax (20MHz) | 26T | MCS0 | 5.84 | 5.73 | 8.80 | 11.00 | -2.20 |
| | 5510 | 102 | ax (40MHz) | 26T | MCS0 | 5.31 | 5.77 | 8.56 | 11.00 | -2.44 |
| | 5590 | 118 | ax (40MHz) | 26T | MCS0 | 5.60 | 5.71 | 8.67 | 11.00 | -2.33 |
| | 5710 | 142 | ax (40MHz) | 26T | MCS0 | 5.79 | 6.33 | 9.08 | 11.00 | -1.92 |
| | 5530 | 106 | ax (80MHz) | 26T | MCS0 | 4.86 | 5.50 | 8.20 | 11.00 | -2.80 |
| | 5610 | 122 | ax (80MHz) | 26T | MCS0 | 3.34 | 3.60 | 6.48 | 11.00 | -4.52 |
| | 5690 | 138 | ax (80MHz) | 26T | MCS0 | 1.77 | 2.33 | 5.07 | 11.00 | -5.93 |

**Table 7-67. Bands 1, 2A, 2C MIMO Conducted Power Spectral Density Measurements MIMO (26 Tones)**

| | Frequency [MHz] | Channel No. | 802.11 Mode | Tones | Data Rate [Mbps] | Antenna-1 Power Density [dBm] | Antenna-2 Power Density [dBm] | Summed MIMO Power Density [dBm] | Directional Antenna Gain [dBi] | e.i.r.p. Power Density [dBm/MHz] | ISED Max e.i.r.p. Power Density [dBm/MHz] | Margin [dB] |
|---|---|---|---|---|---|---|---|---|---|---|---|---|
| Band 1 | 5180 | 36 | ax (20MHz) | 26T | MCS0 | 5.41 | 4.95 | 8.20 | -2.89 | 5.31 | 10.0 | -4.69 |
| | 5200 | 40 | ax (20MHz) | 26T | MCS0 | 3.99 | 3.91 | 6.96 | -2.89 | 4.07 | 10.0 | -5.93 |
| | 5240 | 48 | ax (20MHz) | 26T | MCS0 | 3.80 | 4.00 | 6.91 | -2.89 | 4.02 | 10.0 | -5.98 |
| | 5190 | 38 | ax (40MHz) | 26T | MCS0 | 5.42 | 5.18 | 8.31 | -2.89 | 5.42 | 10.0 | -4.58 |
| | 5230 | 46 | ax (40MHz) | 26T | MCS0 | 5.35 | 6.09 | 8.75 | -2.89 | 5.86 | 10.0 | -4.14 |
| | 5210 | 42 | ax (80MHz) | 26T | MCS0 | 5.76 | 4.85 | 8.34 | -2.89 | 5.45 | 10.0 | -4.55 |

**Table 7-68. Band 1 MIMO e.i.r.p. Conducted Power Spectral Density Measurements (ISED 26 Tones)**

| | Frequency [MHz] | Channel No. | 802.11 Mode | Tones | Data Rate [Mbps] | Antenna-1 Power Density [dBm] | Antenna-2 Power Density [dBm] | Summed MIMO Power Density [dBm] | Max Permissible Power Density [dBm/500kHz] | Margin [dB] |
|---|---|---|---|---|---|---|---|---|---|---|
| Band 3 | 5745 | 149 | ax (20MHz) | 26T | MCS0 | 2.57 | 3.08 | 5.84 | 30.00 | -24.16 |
| | 5785 | 157 | ax (20MHz) | 26T | MCS0 | 2.47 | 3.13 | 5.82 | 30.00 | -24.18 |
| | 5825 | 165 | ax (20MHz) | 26T | MCS0 | 2.31 | 2.89 | 5.62 | 30.00 | -24.38 |
| | 5755 | 151 | ax (40MHz) | 26T | MCS0 | 3.12 | 3.26 | 6.20 | 30.00 | -23.80 |
| | 5795 | 159 | ax (40MHz) | 26T | MCS0 | 2.46 | 3.93 | 6.27 | 30.00 | -23.73 |
| | 5775 | 155 | ax (80MHz) | 26T | MCS0 | 4.03 | 5.14 | 7.63 | 30.00 | -22.37 |

**Table 7-69. Band 3 MIMO Conducted Power Spectral Density Measurements MIMO (26 Tones)**



© 2019 PCTEST Engineering Laboratory, Inc. V 9.0 02/01/2019
All rights reserved. Unless otherwise specified, no part of this report may be reproduced or utilized in any part, form or by any means, electronic or mechanical, including photocopying and microfilm, without permission in writing from PCTEST Engineering Laboratory, Inc. If you have any questions about this international copyright or have an enquiry about obtaining additional rights to this report or assembly of contents thereof, please contact INFO@PCTEST.COM.

**Note:**

Per ANSI C63.10-2013 Section 14.3.2.2 and KDB 662911 v02r01 Section E)2), the power spectral density at Antenna 1 and Antenna 2 were first measured separately with reduced Antenna 1 and Antenna 2 powers per manufacture's tune-up document. The measured values were then summed in linear power units then converted back to dBm.

**Sample Directional Gain Calculation:**

Assuming the antenna gain is -5.50 dBi for Antenna-1 and -6.05 dBi for Antenna-2.

$$\text{Directional gain} = 10 \log[(10^{G_1/20} + 10^{G_2/20} + \ldots + 10^{G_N/20})^2 / N_{ANT}] \text{ dBi}$$

$$= 10 \log[(10^{-5.50/20} + 10^{-6.05/20} / 2] \text{ dBi}$$

$$= (-2.89) \text{ dBi}$$

**Sample MIMO Calculation:**

Assuming the average conducted power spectral density was measured to be 5.41 dBm for Antenna-1 and 4.95 dBm for Antenna-2.

Antenna 1 + Antenna 2 = MIMO

(5.41 dBm + 4.95 dBm) = (3.48 mW + 3.13 mW) = 6.61mW = 8.20 dBm

**Sample e.i.r.p Power Spectral Density Calculation:**

Assuming the average MIMO power density was calculated to be 8.20 dBm with directional gain of -2.89 dBi.

e.i.r.p. Power Spectral Density(dBm) = Power Spectral Density (dBm) + directional gain (dBi)

8.20 dBm + (-2.89) dBi = 5.31 dBm




© 2019 PCTEST Engineering Laboratory, Inc. V 9.0 02/01/2019

All rights reserved. Unless otherwise specified, no part of this report may be reproduced or utilized in any part, form or by any means, electronic or mechanical, including photocopying and microfilm, without permission in writing from PCTEST Engineering Laboratory, Inc. If you have any questions about this international copyright or have an enquiry about obtaining additional rights to this report or assembly of contents thereof, please contact INFO@PCTEST.COM.

## MIMO Antenna-1 Power Spectral Density Measurements (26 Tones)

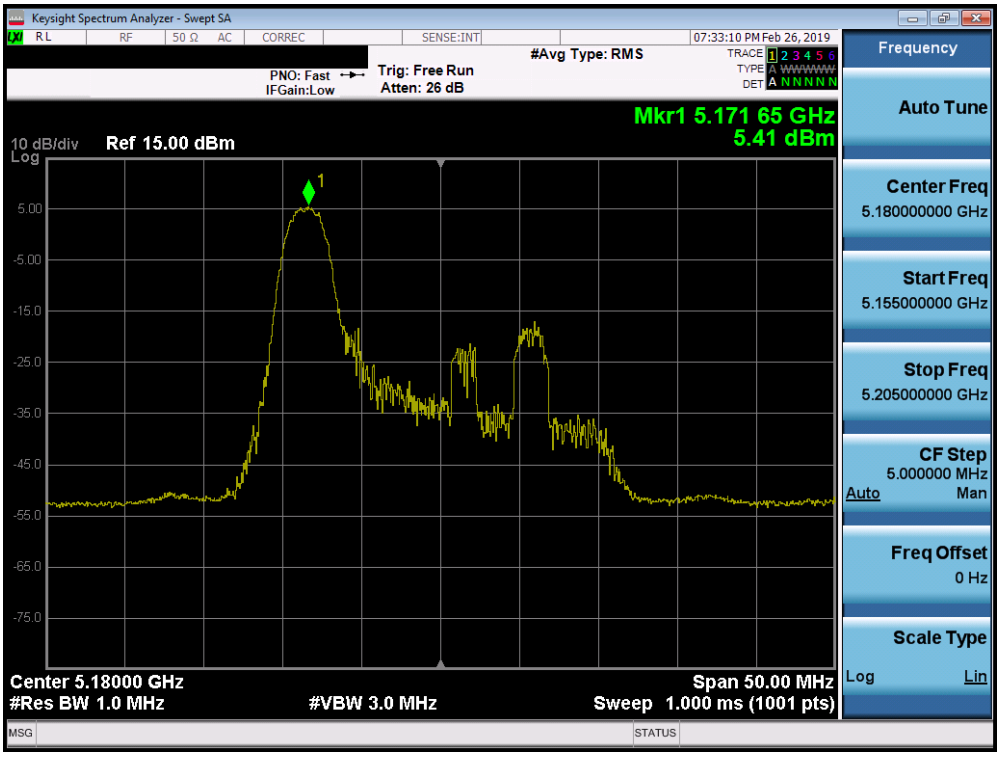


**Plot 7-217. Power Spectral Density Plot MIMO ANT1 (20MHz BW 802.11ax – 26 Tones (UNII Band 1) – Ch. 36)**

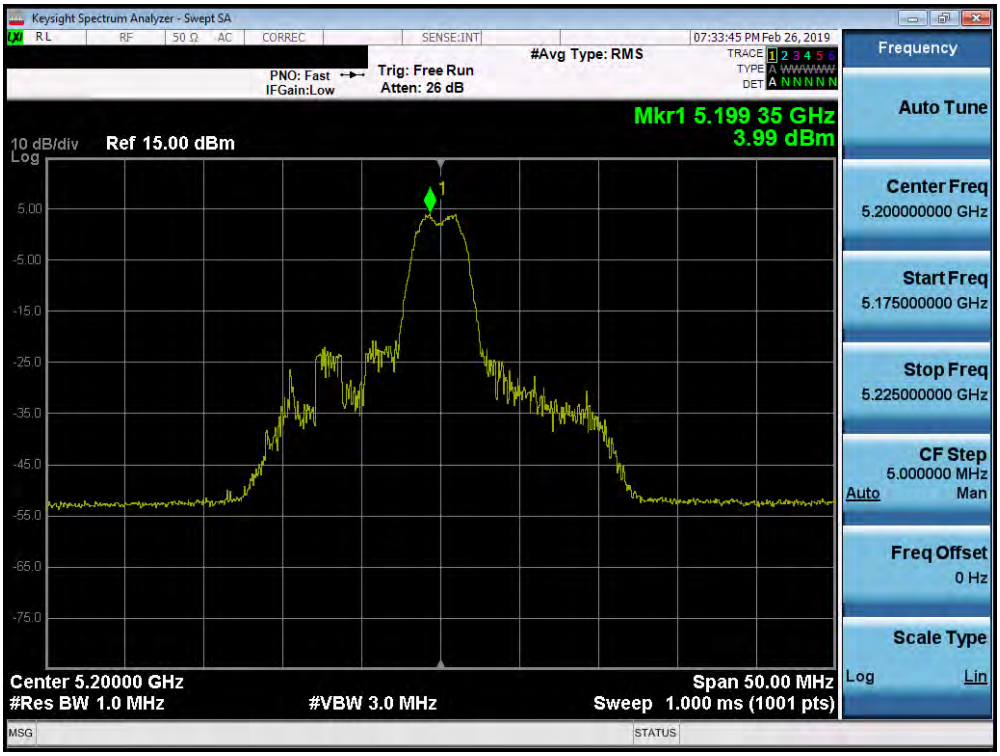


**Plot 7-218. Power Spectral Density Plot MIMO ANT1 (20MHz BW 802.11ax – 26 Tones (UNII Band 1) – Ch. 40)**




© 2019 PCTEST Engineering Laboratory, Inc. V 9.0 02/01/2019
All rights reserved. Unless otherwise specified, no part of this report may be reproduced or utilized in any part, form or by any means, electronic or mechanical, including photocopying and microfilm, without permission in writing from PCTEST Engineering Laboratory, Inc. If you have any questions about this international copyright or have an enquiry about obtaining additional rights to this report or assembly of contents thereof, please contact INFO@PCTEST.COM.

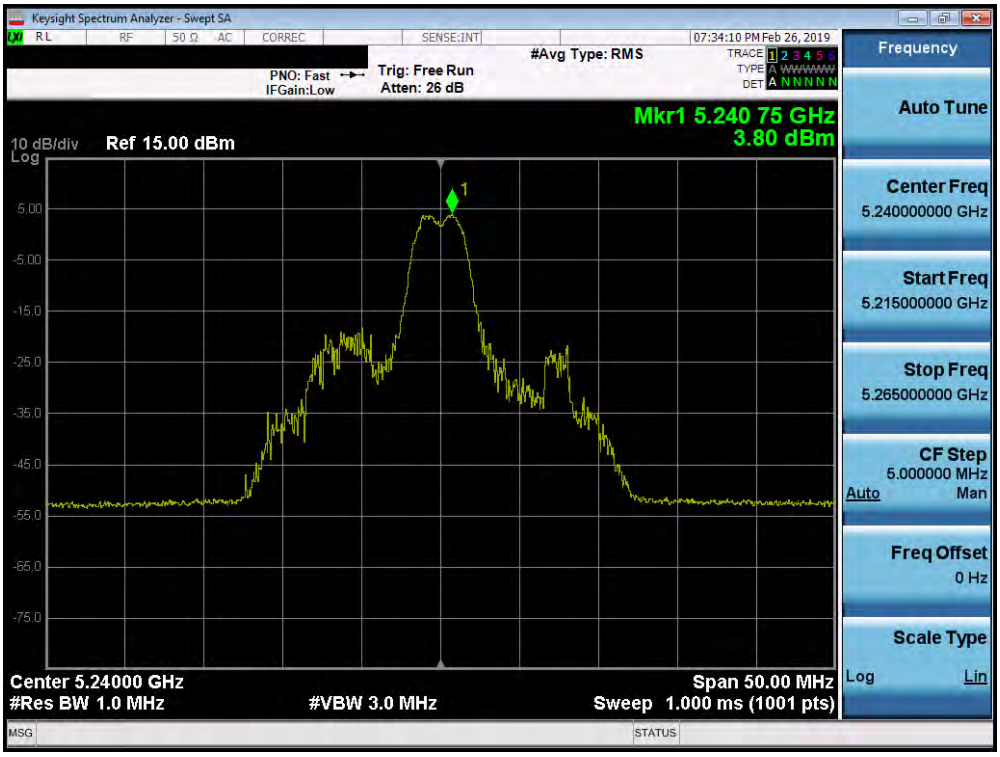


**Plot 7-219. Power Spectral Density Plot MIMO ANT1 (20MHz BW 802.11ax – 26 Tones (UNII Band 1) – Ch. 48)**

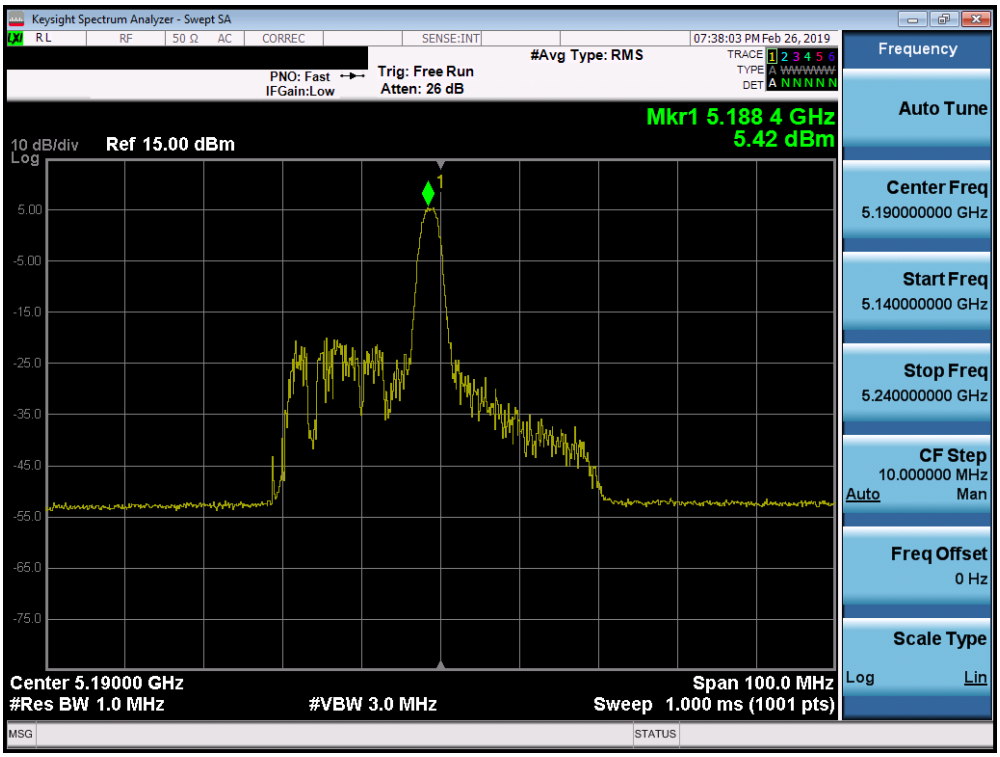


**Plot 7-220. Power Spectral Density Plot MIMO ANT1 (40MHz BW 802.11ax – 26 Tones (UNII Band 1) – Ch. 38)**




© 2019 PCTEST Engineering Laboratory, Inc. V 9.0 02/01/2019
All rights reserved. Unless otherwise specified, no part of this report may be reproduced or utilized in any part, form or by any means, electronic or mechanical, including photocopying and microfilm, without permission in writing from PCTEST Engineering Laboratory, Inc. If you have any questions about this international copyright or have an enquiry about obtaining additional rights to this report or assembly of contents thereof, please contact INFO@PCTEST.COM.

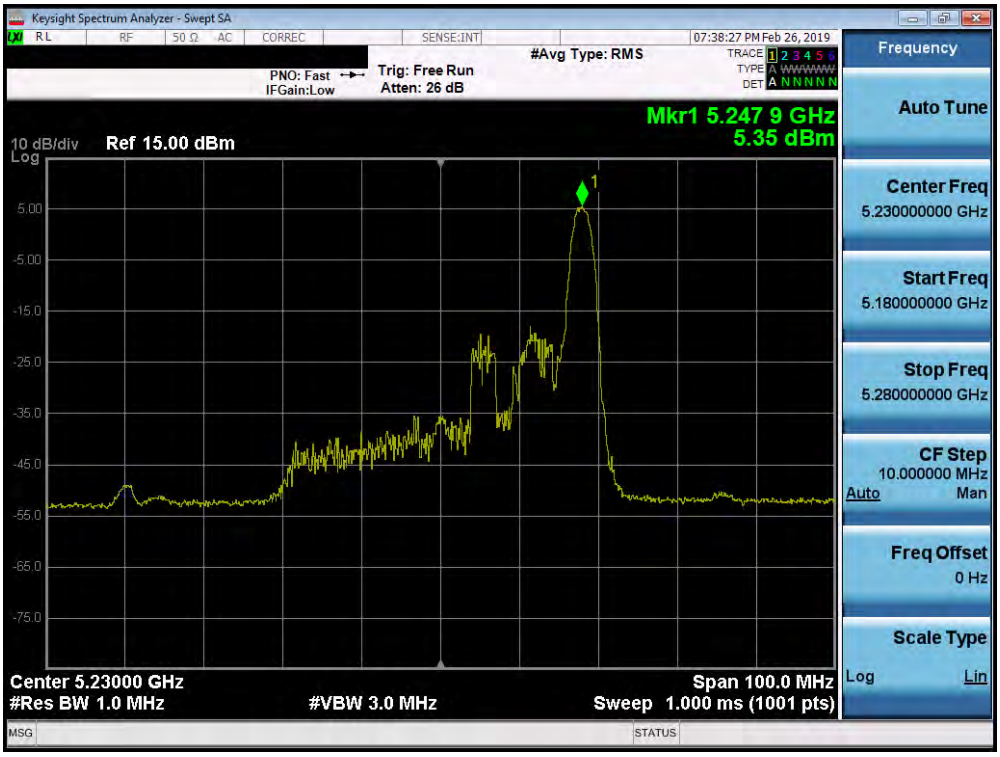


**Plot 7-221. Power Spectral Density Plot MIMO ANT1 (40MHz BW 802.11ax – 26 Tones (UNII Band 1) – Ch. 46)**

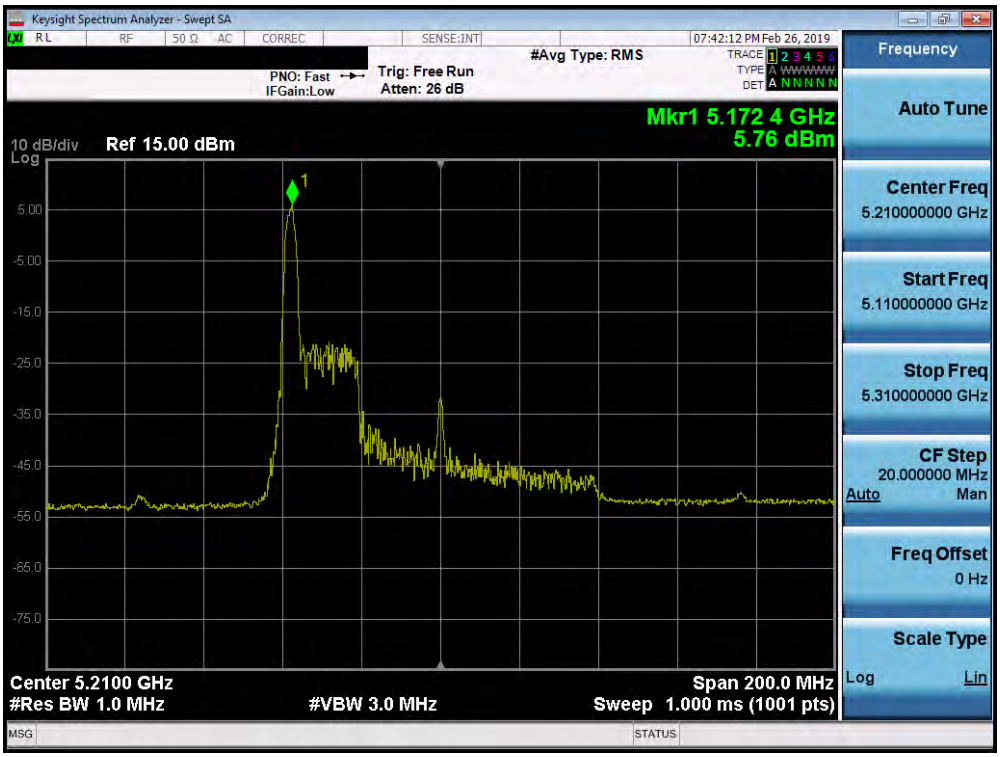


**Plot 7-222. Power Spectral Density Plot MIMO ANT1 (80MHz BW 802.11ax – 26 Tones (UNII Band 1) – Ch. 42)**




© 2019 PCTEST Engineering Laboratory, Inc. V 9.0 02/01/2019
All rights reserved. Unless otherwise specified, no part of this report may be reproduced or utilized in any part, form or by any means, electronic or mechanical, including photocopying and microfilm, without permission in writing from PCTEST Engineering Laboratory, Inc. If you have any questions about this international copyright or have an enquiry about obtaining additional rights to this report or assembly of contents thereof, please contact INFO@PCTEST.COM.

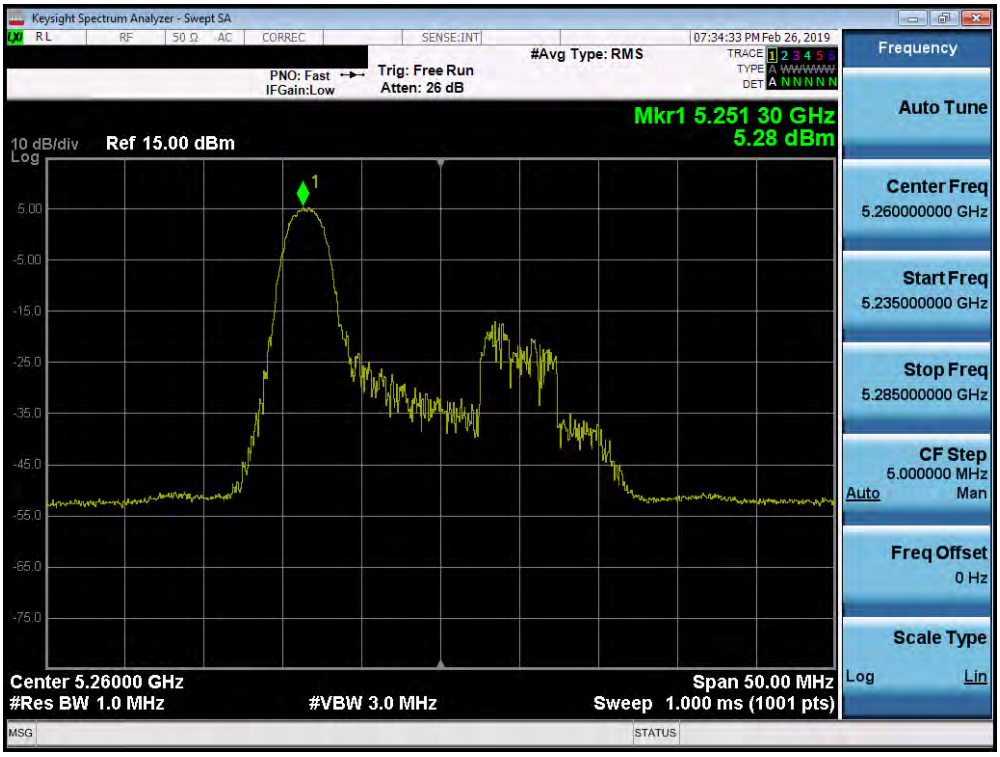


**Plot 7-223. Power Spectral Density Plot MIMO ANT1 (20MHz BW 802.11ax – 26 Tones (UNII Band 2A) – Ch. 52)**

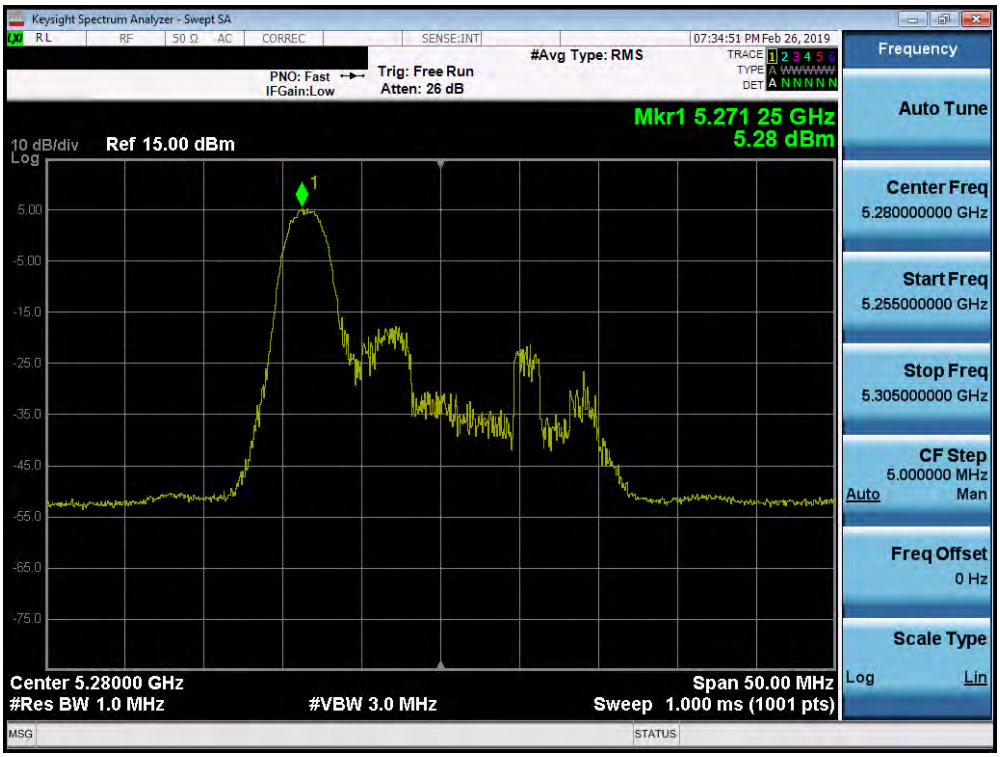


**Plot 7-224. Power Spectral Density Plot MIMO ANT1 (20MHz BW 802.11ax – 26 Tones (UNII Band 2A) – Ch. 56)**




© 2019 PCTEST Engineering Laboratory, Inc. V 9.0 02/01/2019
All rights reserved. Unless otherwise specified, no part of this report may be reproduced or utilized in any part, form or by any means, electronic or mechanical, including photocopying and microfilm, without permission in writing from PCTEST Engineering Laboratory, Inc. If you have any questions about this international copyright or have an enquiry about obtaining additional rights to this report or assembly of contents thereof, please contact INFO@PCTEST.COM.

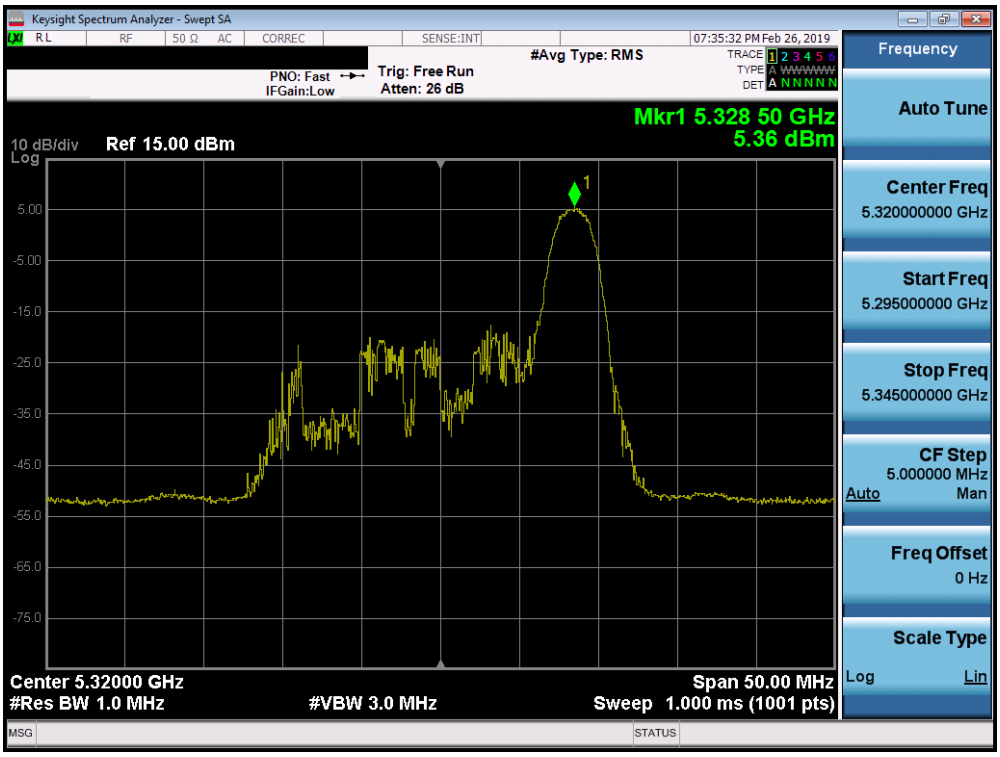


**Plot 7-225. Power Spectral Density Plot MIMO ANT1 (20MHz BW 802.11ax – 26 Tones (UNII Band 2A) – Ch. 64)**

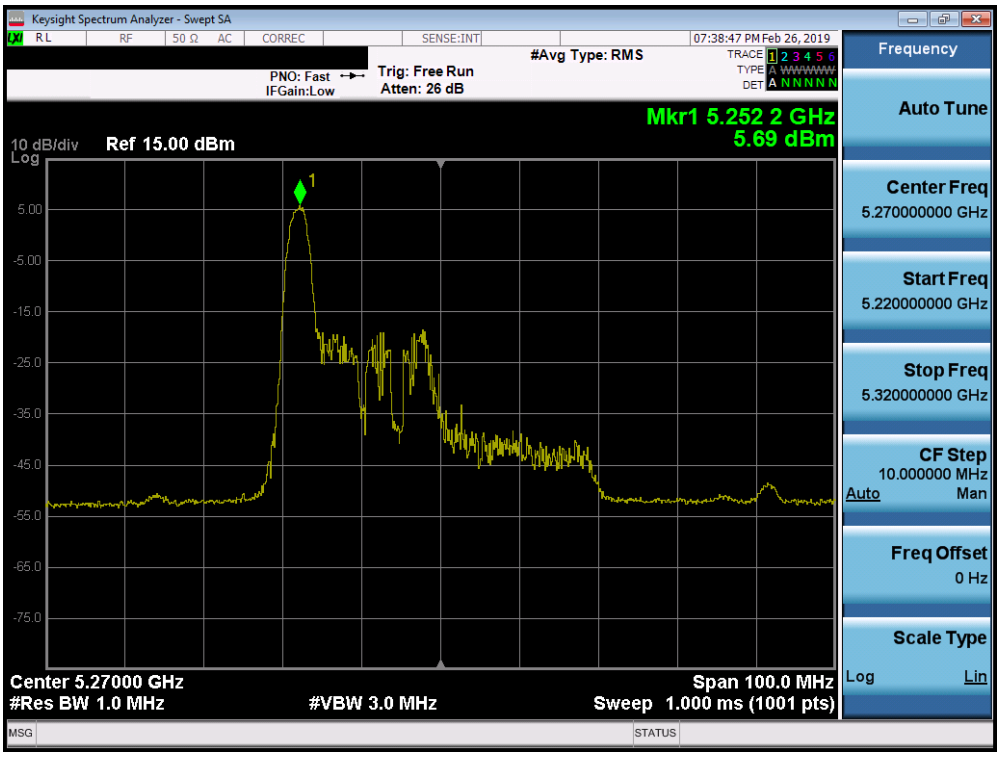


**Plot 7-226. Power Spectral Density Plot MIMO ANT1 (40MHz BW 802.11ax – 26 Tones (UNII Band 2A) – Ch. 54)**




© 2019 PCTEST Engineering Laboratory, Inc. V 9.0 02/01/2019
All rights reserved. Unless otherwise specified, no part of this report may be reproduced or utilized in any part, form or by any means, electronic or mechanical, including photocopying and microfilm, without permission in writing from PCTEST Engineering Laboratory, Inc. If you have any questions about this international copyright or have an enquiry about obtaining additional rights to this report or assembly of contents thereof, please contact INFO@PCTEST.COM.

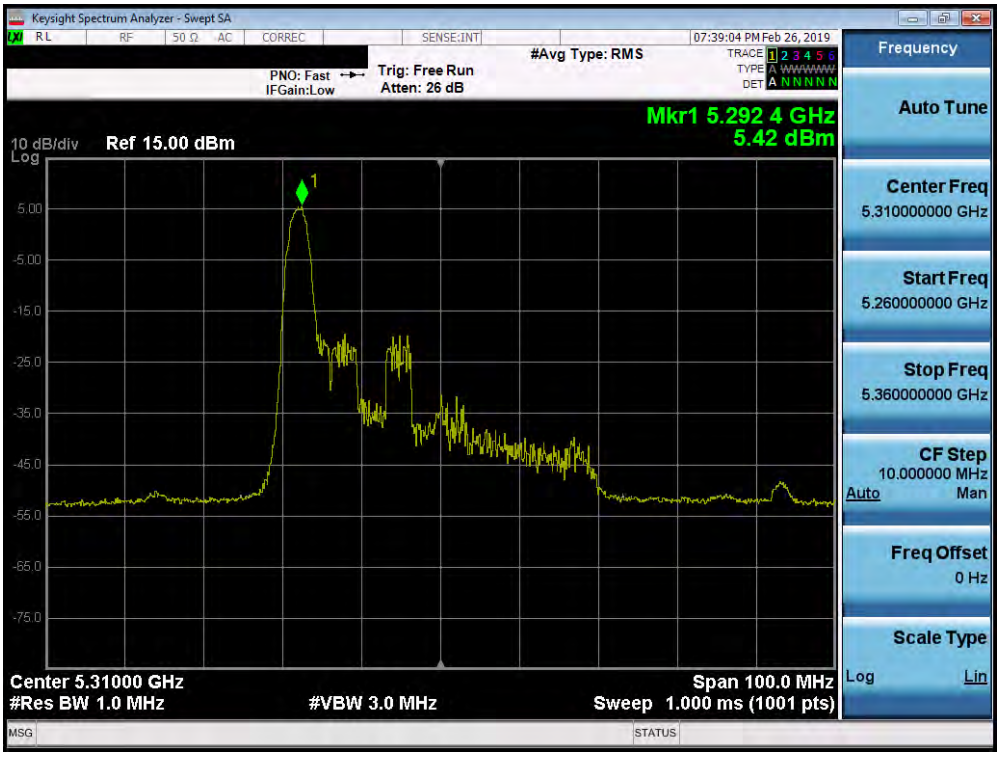


**Plot 7-227. Power Spectral Density Plot MIMO ANT1 (40MHz BW 802.11ax – 26 Tones (UNII Band 2A) – Ch. 62)**

**Plot 7-228. Power Spectral Density Plot MIMO ANT1 (80MHz BW 802.11ax – 26 Tones (UNII Band 2A) – Ch. 58)**




© 2019 PCTEST Engineering Laboratory, Inc. V 9.0 02/01/2019
All rights reserved. Unless otherwise specified, no part of this report may be reproduced or utilized in any part, form or by any means, electronic or mechanical, including photocopying and microfilm, without permission in writing from PCTEST Engineering Laboratory, Inc. If you have any questions about this international copyright or have an enquiry about obtaining additional rights to this report or assembly of contents thereof, please contact INFO@PCTEST.COM.

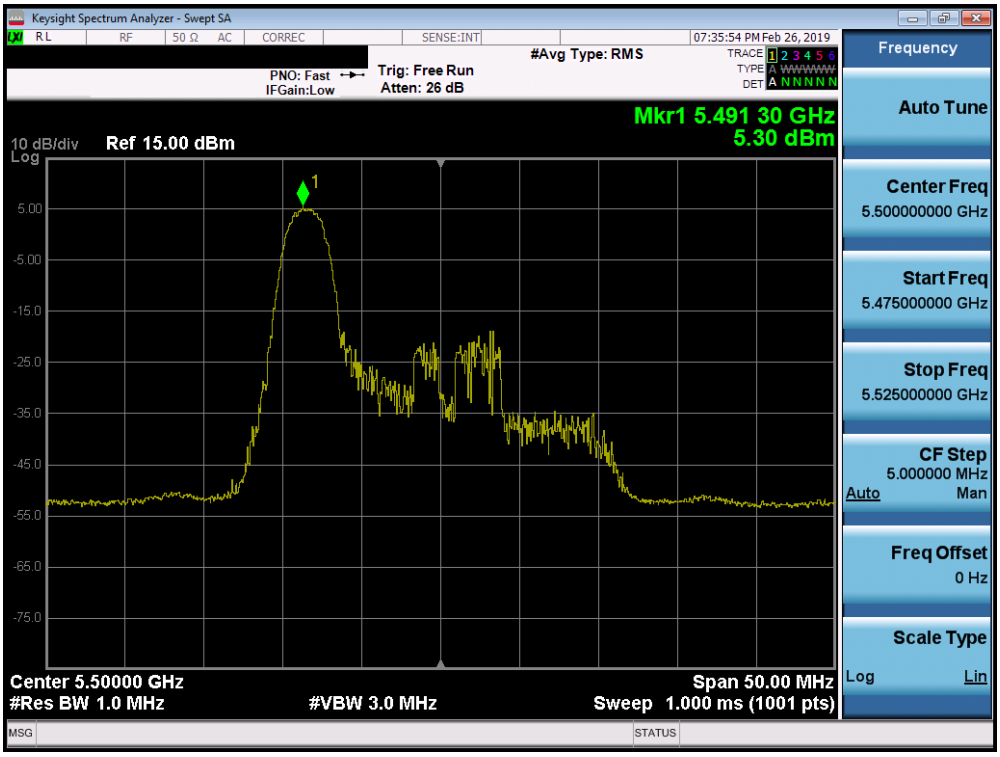


**Plot 7-229. Power Spectral Density Plot MIMO ANT1 (20MHz BW 802.11ax – 26 Tones (UNII Band 2C) – Ch. 100)**

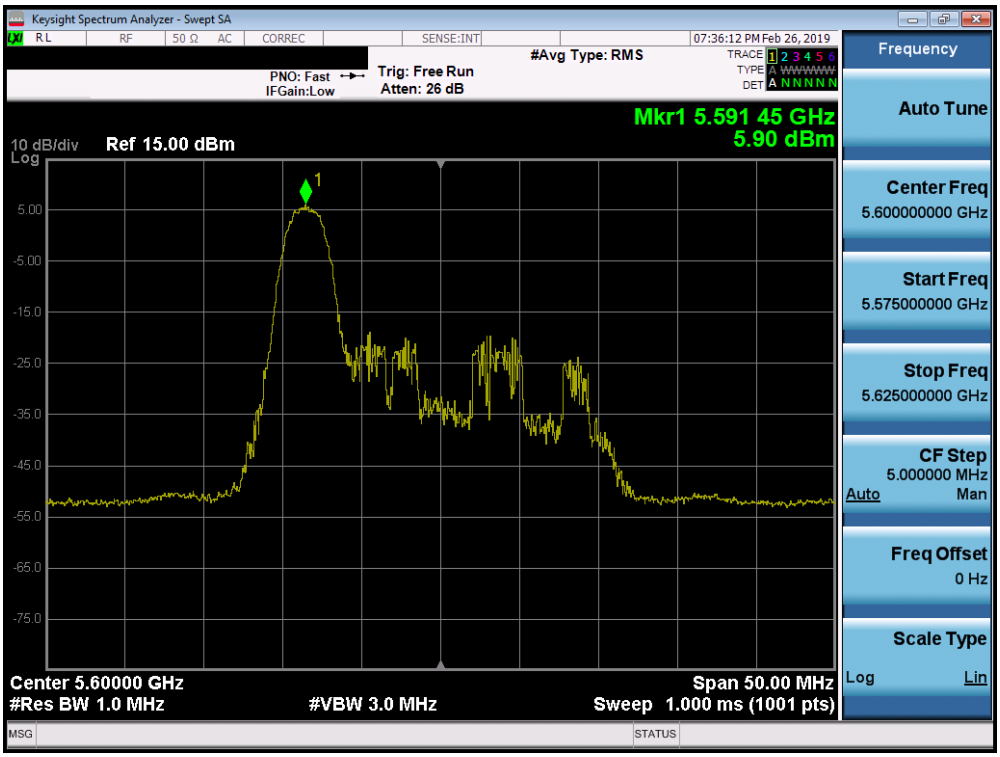


**Plot 7-230. Power Spectral Density Plot MIMO ANT1 (20MHz BW 802.11ax – 26 Tones (UNII Band 2C) – Ch. 120)**




© 2019 PCTEST Engineering Laboratory, Inc. V 9.0 02/01/2019
All rights reserved. Unless otherwise specified, no part of this report may be reproduced or utilized in any part, form or by any means, electronic or mechanical, including photocopying and microfilm, without permission in writing from PCTEST Engineering Laboratory, Inc. If you have any questions about this international copyright or have an enquiry about obtaining additional rights to this report or assembly of contents thereof, please contact INFO@PCTEST.COM.

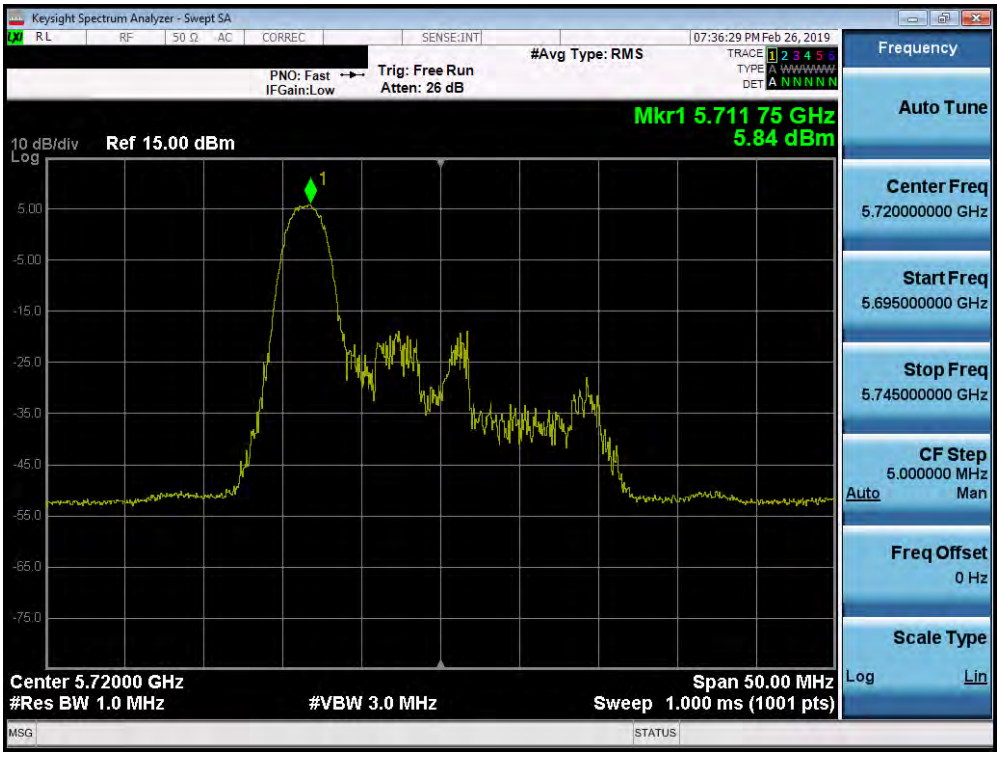


**Plot 7-231. Power Spectral Density Plot MIMO ANT1 (20MHz BW 802.11ax – 26 Tones (UNII Band 2C) – Ch. 144)**

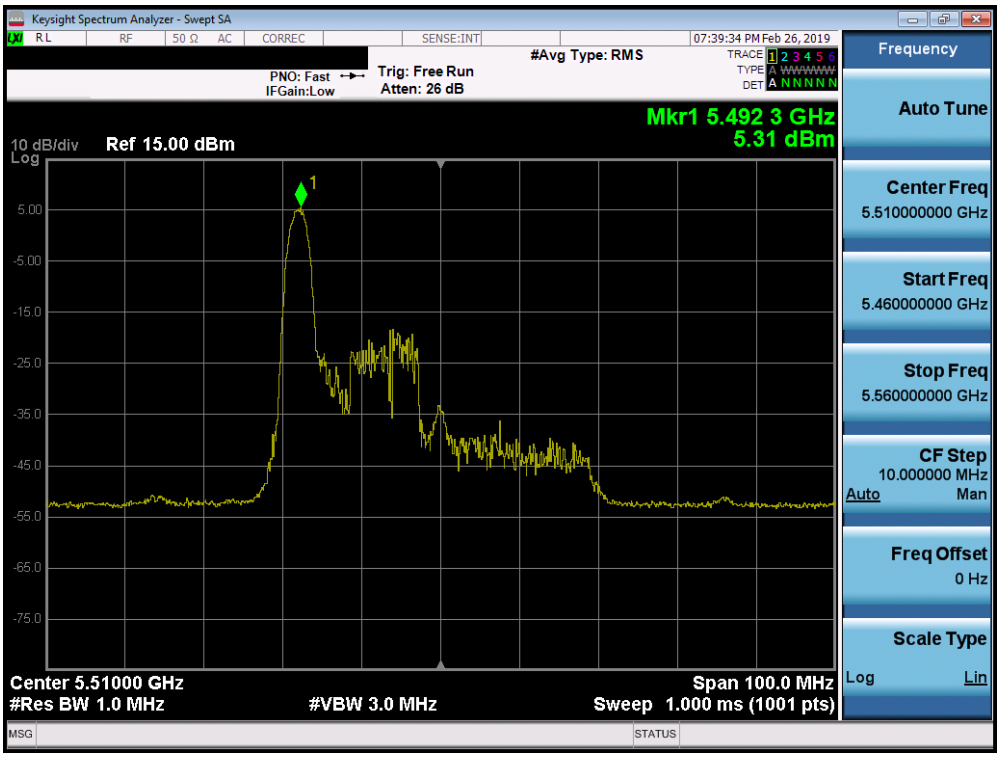


**Plot 7-232. Power Spectral Density Plot MIMO ANT1 (40MHz BW 802.11ax – 26 Tones (UNII Band 2C) – Ch. 102)**




© 2019 PCTEST Engineering Laboratory, Inc. V 9.0 02/01/2019
All rights reserved. Unless otherwise specified, no part of this report may be reproduced or utilized in any part, form or by any means, electronic or mechanical, including photocopying and microfilm, without permission in writing from PCTEST Engineering Laboratory, Inc. If you have any questions about this international copyright or have an enquiry about obtaining additional rights to this report or assembly of contents thereof, please contact INFO@PCTEST.COM.

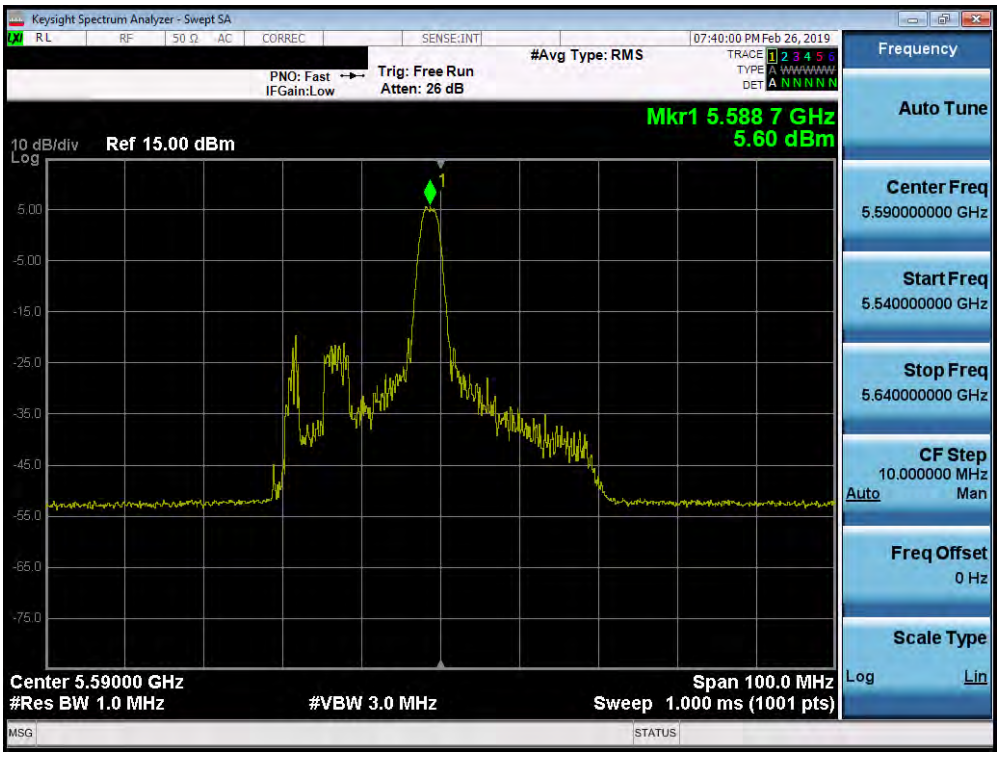


**Plot 7-233. Power Spectral Density Plot MIMO ANT1 (40MHz BW 802.11ax – 26 Tones (UNII Band 2C) – Ch. 118)**

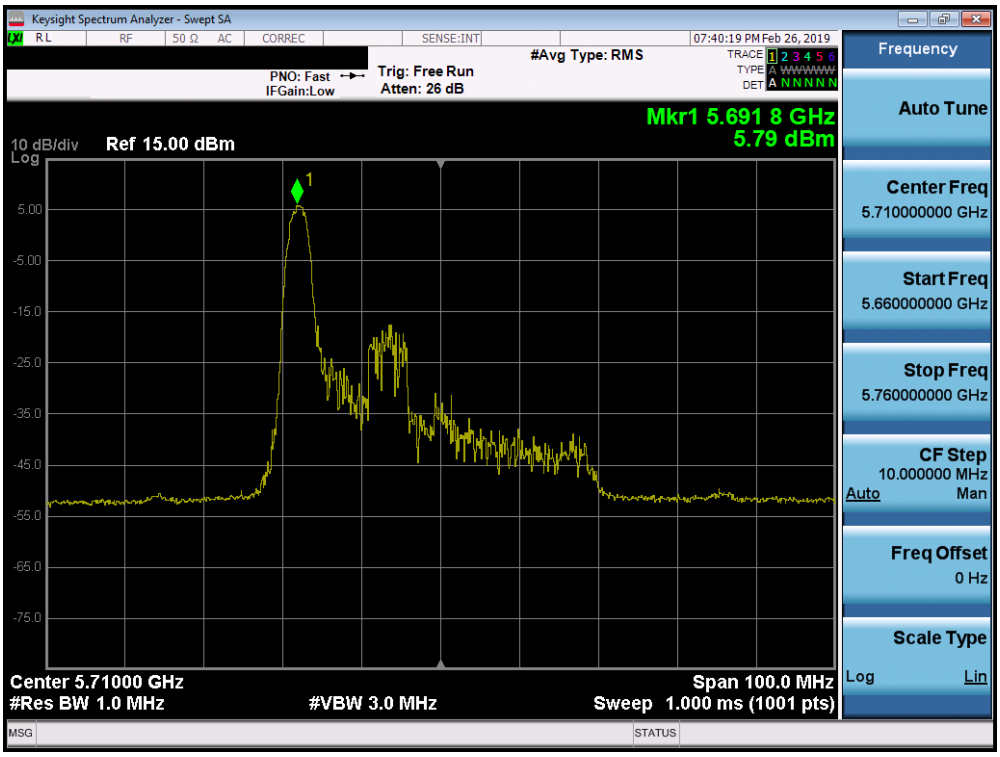


**Plot 7-234. Power Spectral Density Plot MIMO ANT1 (40MHz BW 802.11ax – 26 Tones (UNII Band 2C) – Ch. 142)**




© 2019 PCTEST Engineering Laboratory, Inc. V 9.0 02/01/2019
All rights reserved. Unless otherwise specified, no part of this report may be reproduced or utilized in any part, form or by any means, electronic or mechanical, including photocopying and microfilm, without permission in writing from PCTEST Engineering Laboratory, Inc. If you have any questions about this international copyright or have an enquiry about obtaining additional rights to this report or assembly of contents thereof, please contact INFO@PCTEST.COM.

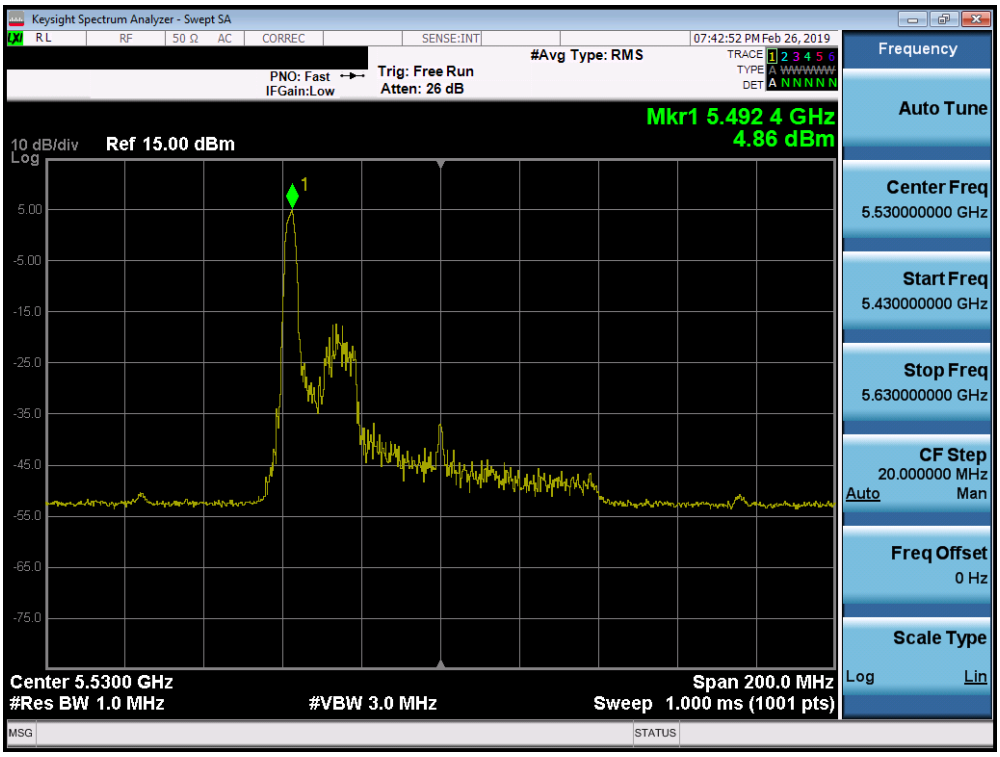


**Plot 7-235. Power Spectral Density Plot MIMO ANT1 (80MHz BW 802.11ax – 26 Tones (UNII Band 2C) – Ch. 106)**

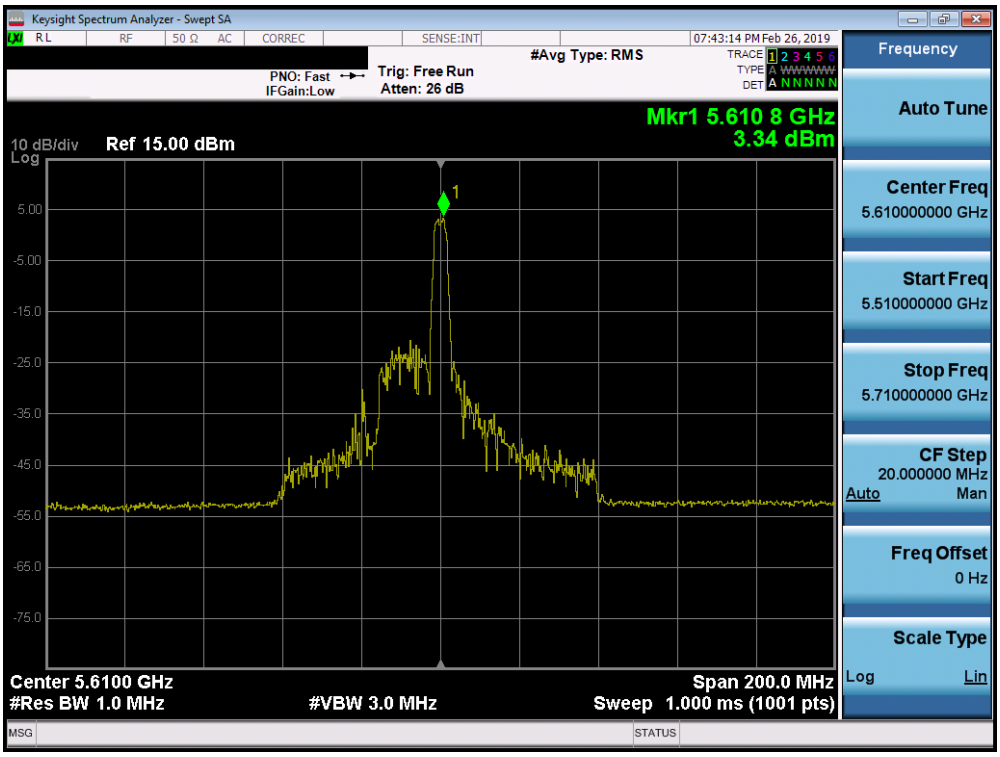


**Plot 7-236. Power Spectral Density Plot MIMO ANT1 (80MHz BW 802.11ax – 26 Tones (UNII Band 2C) – Ch. 122)**



© 2019 PCTEST Engineering Laboratory, Inc. V 9.0 02/01/2019
All rights reserved. Unless otherwise specified, no part of this report may be reproduced or utilized in any part, form or by any means, electronic or mechanical, including photocopying and microfilm, without permission in writing from PCTEST Engineering Laboratory, Inc. If you have any questions about this international copyright or have an enquiry about obtaining additional rights to this report or assembly of contents thereof, please contact INFO@PCTEST.COM.

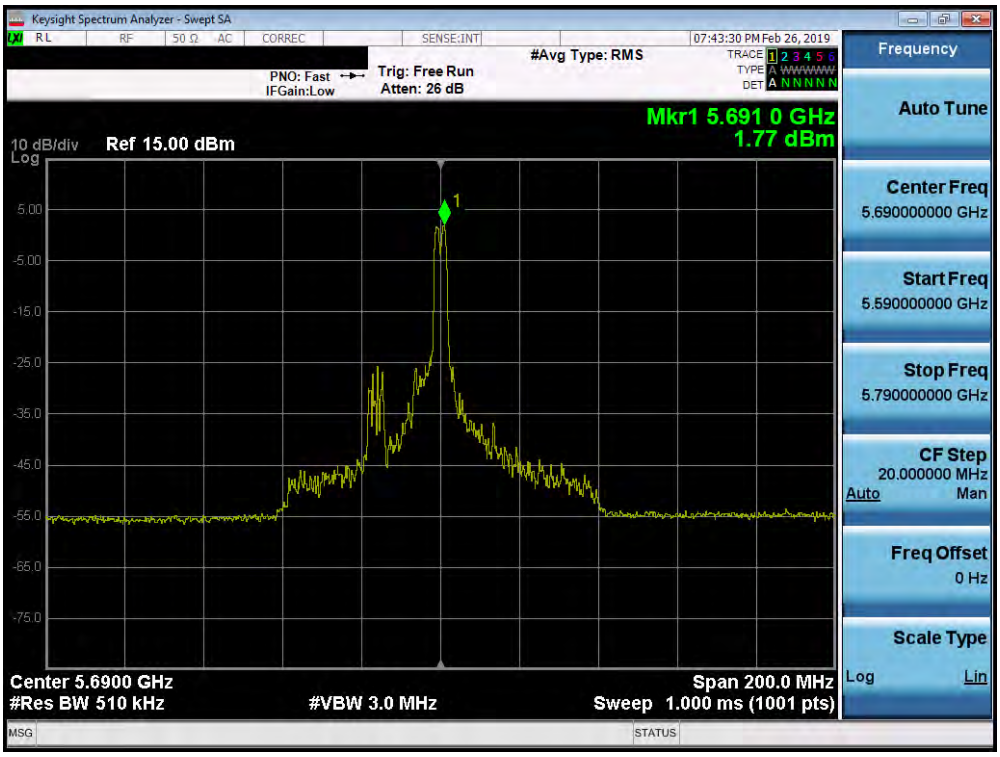


**Plot 7-237. Power Spectral Density Plot MIMO ANT1 (80MHz BW 802.11ax – 26 Tones (UNII Band 2C) – Ch. 138)**

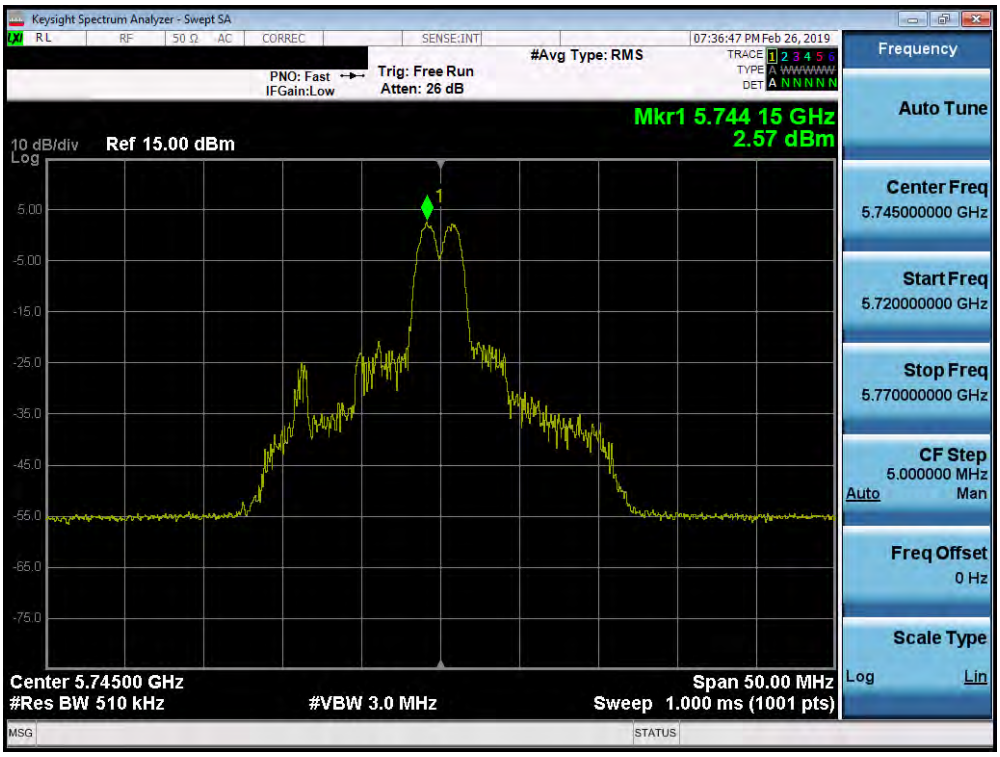


**Plot 7-238. Power Spectral Density Plot MIMO ANT1 (20MHz BW 802.11ax – 26 Tones (UNII Band 3) – Ch. 149)**




© 2019 PCTEST Engineering Laboratory, Inc. V 9.0 02/01/2019
All rights reserved. Unless otherwise specified, no part of this report may be reproduced or utilized in any part, form or by any means, electronic or mechanical, including photocopying and microfilm, without permission in writing from PCTEST Engineering Laboratory, Inc. If you have any questions about this international copyright or have an enquiry about obtaining additional rights to this report or assembly of contents thereof, please contact INFO@PCTEST.COM.

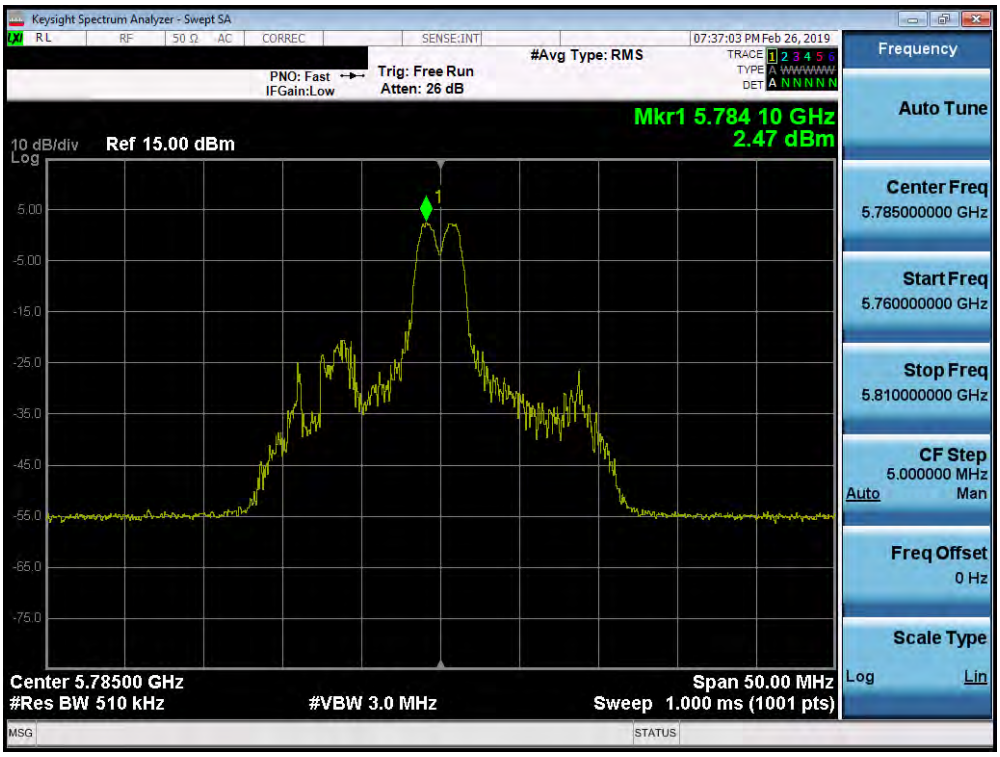


**Plot 7-239. Power Spectral Density Plot MIMO ANT1 (20MHz BW 802.11ax – 26 Tones (UNII Band 3) – Ch. 157)**

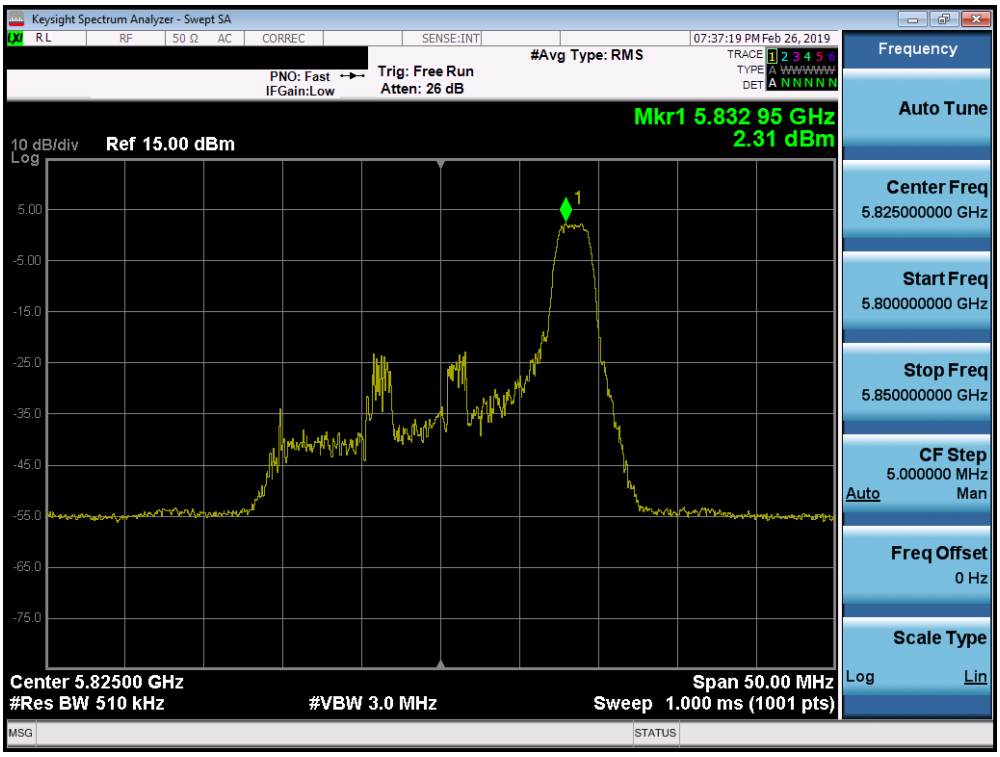


**Plot 7-240. Power Spectral Density Plot MIMO ANT1 (20MHz BW 802.11ax – 26 Tones (UNII Band 3) – Ch. 165)**




© 2019 PCTEST Engineering Laboratory, Inc. V 9.0 02/01/2019
All rights reserved. Unless otherwise specified, no part of this report may be reproduced or utilized in any part, form or by any means, electronic or mechanical, including photocopying and microfilm, without permission in writing from PCTEST Engineering Laboratory, Inc. If you have any questions about this international copyright or have an enquiry about obtaining additional rights to this report or assembly of contents thereof, please contact INFO@PCTEST.COM.

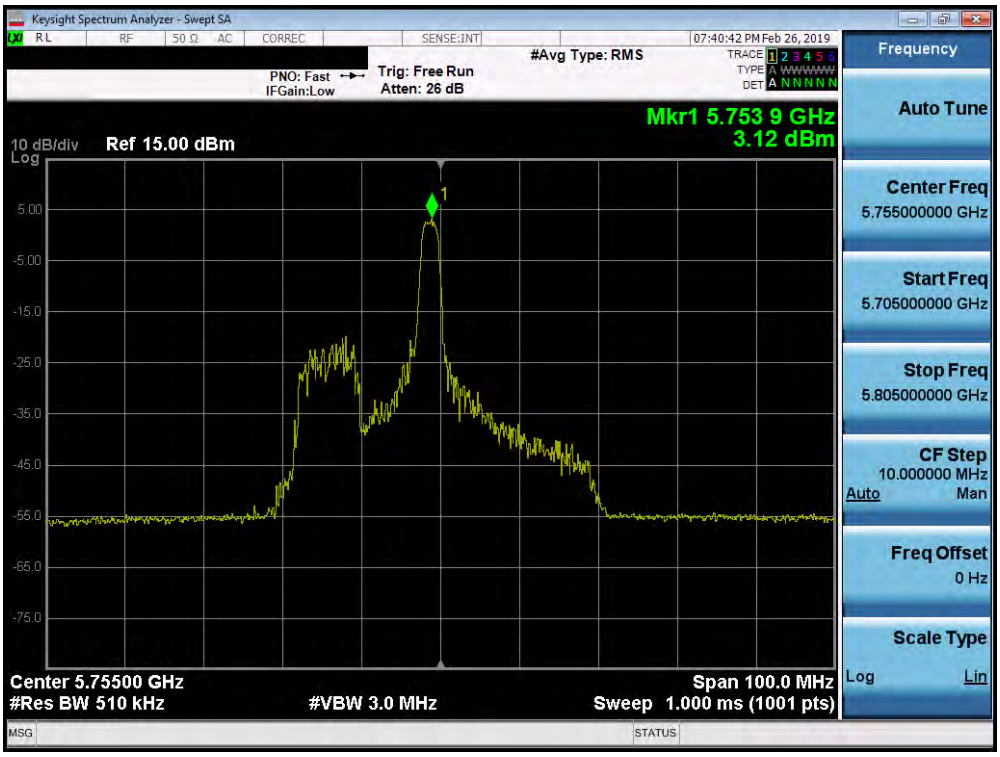


**Plot 7-241. Power Spectral Density Plot MIMO ANT1 (40MHz BW 802.11ax – 26 Tones (UNII Band 3) – Ch. 151)**

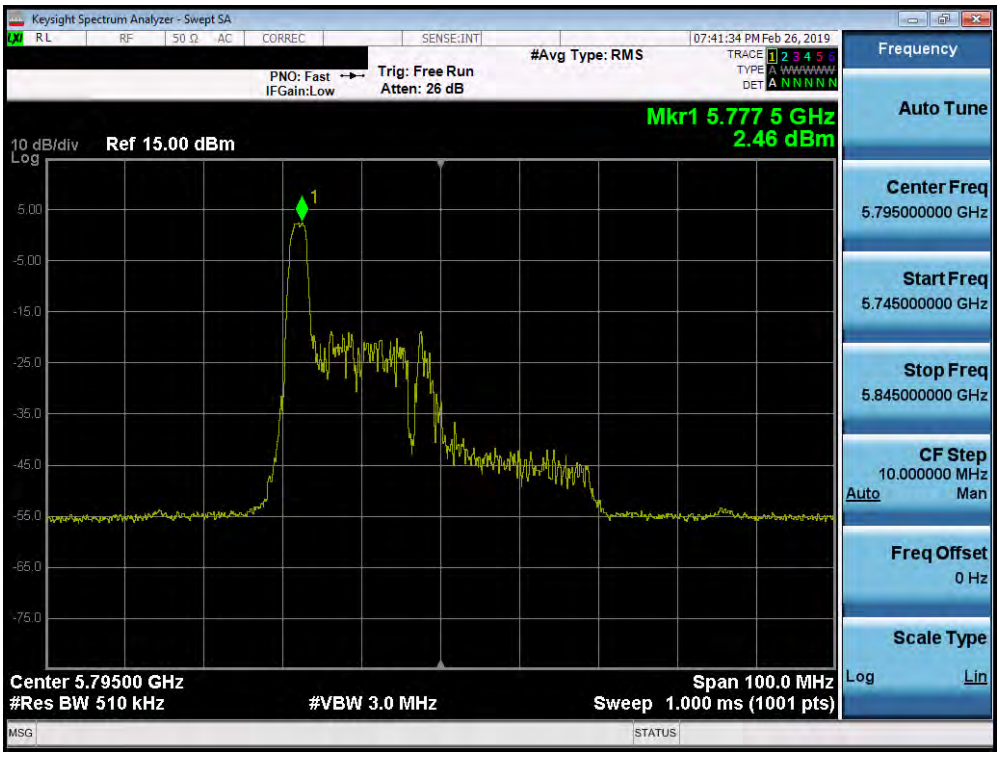


**Plot 7-242. Power Spectral Density Plot MIMO ANT1 (40MHz BW 802.11ax – 26 Tones (UNII Band 3) – Ch. 159)**




© 2019 PCTEST Engineering Laboratory, Inc. V 9.0 02/01/2019
All rights reserved. Unless otherwise specified, no part of this report may be reproduced or utilized in any part, form or by any means, electronic or mechanical, including photocopying and microfilm, without permission in writing from PCTEST Engineering Laboratory, Inc. If you have any questions about this international copyright or have an enquiry about obtaining additional rights to this report or assembly of contents thereof, please contact INFO@PCTEST.COM.

**Plot 7-243. Power Spectral Density Plot MIMO ANT1 (80MHz BW 802.11ax – 26 Tones (UNII Band 3) – Ch. 155)**




© 2019 PCTEST Engineering Laboratory, Inc. V 9.0 02/01/2019

All rights reserved. Unless otherwise specified, no part of this report may be reproduced or utilized in any part, form or by any means, electronic or mechanical, including photocopying and microfilm, without permission in writing from PCTEST Engineering Laboratory, Inc. If you have any questions about this international copyright or have an enquiry about obtaining additional rights to this report or assembly of contents thereof, please contact INFO@PCTEST.COM.

# MIMO Antenna-2 Power Spectral Density Measurements (26 Tones)

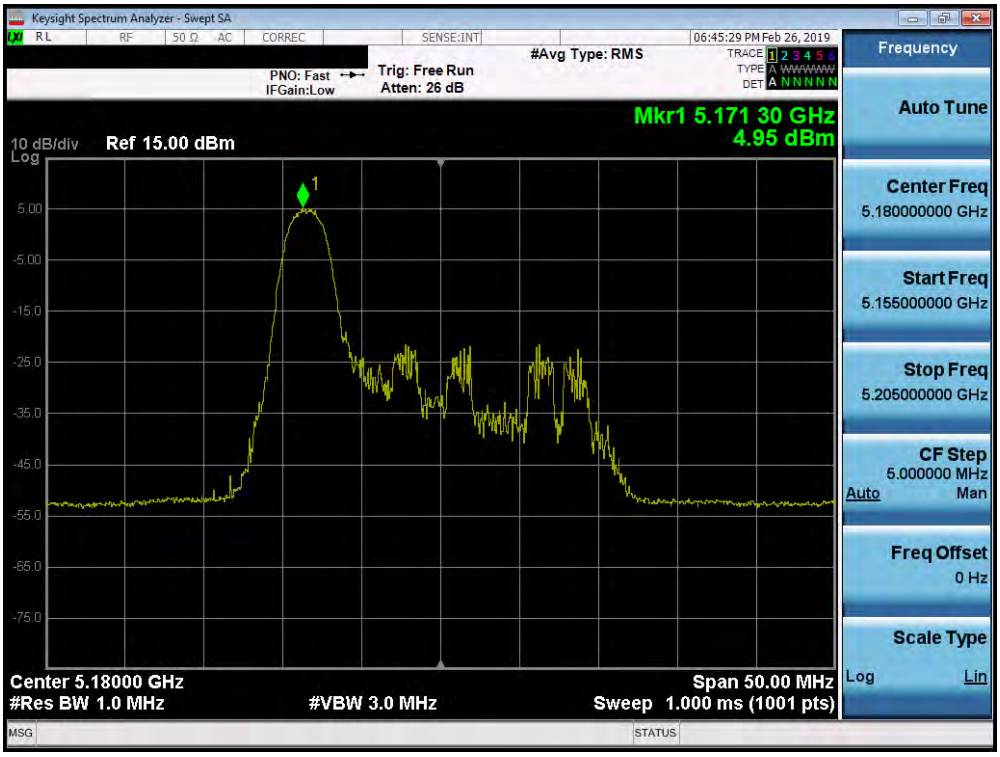


**Plot 7-244. Power Spectral Density Plot MIMO ANT2 (20MHz BW 802.11ax – 26 Tones (UNII Band 1) – Ch. 36)**

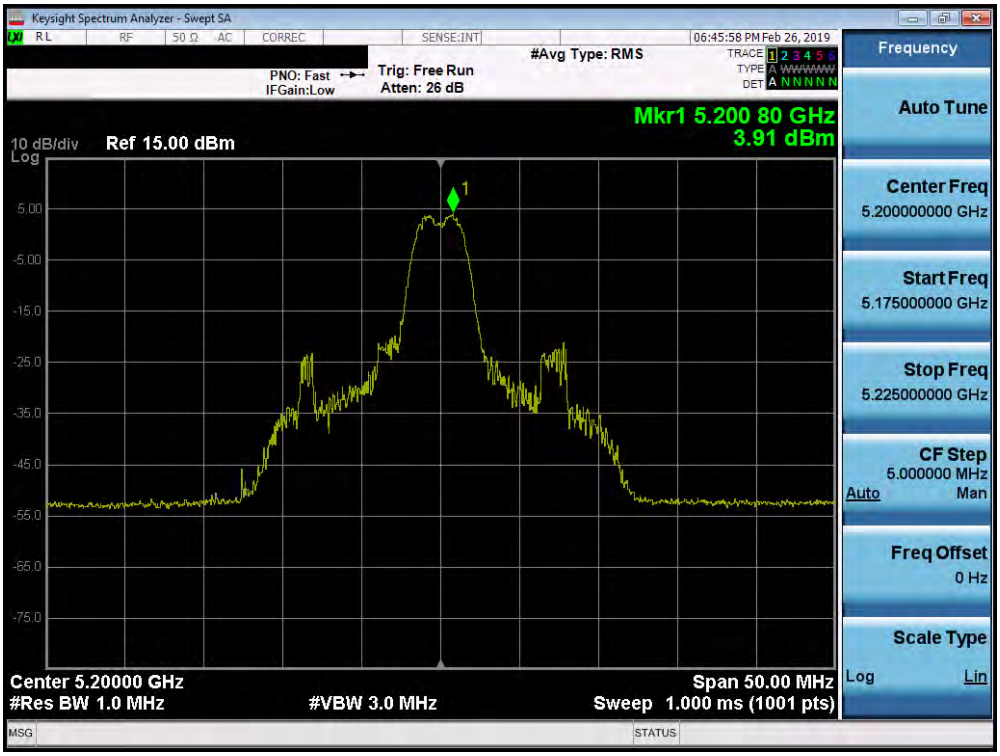


**Plot 7-245. Power Spectral Density Plot MIMO ANT2 (20MHz BW 802.11ax – 26 Tones (UNII Band 1) – Ch. 40)**



© 2019 PCTEST Engineering Laboratory, Inc. V 9.0 02/01/2019
All rights reserved. Unless otherwise specified, no part of this report may be reproduced or utilized in any part, form or by any means, electronic or mechanical, including photocopying and microfilm, without permission in writing from PCTEST Engineering Laboratory, Inc. If you have any questions about this international copyright or have an enquiry about obtaining additional rights to this report or assembly of contents thereof, please contact INFO@PCTEST.COM.

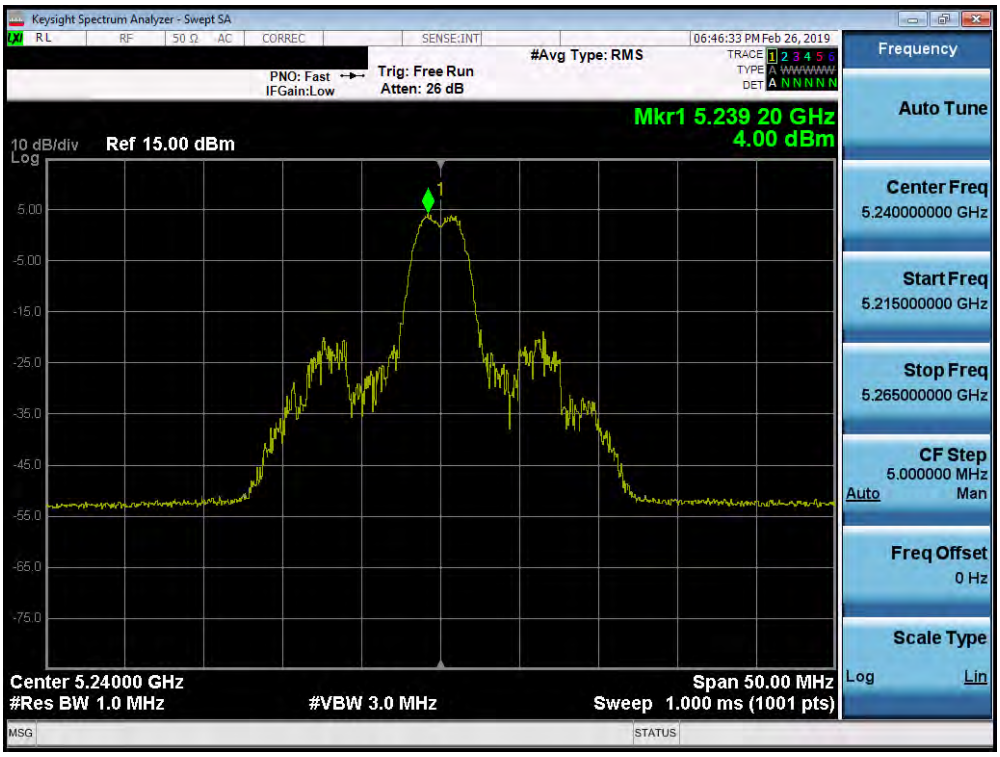


**Plot 7-246. Power Spectral Density Plot MIMO ANT2 (20MHz BW 802.11ax – 26 Tones (UNII Band 1) – Ch. 48)**

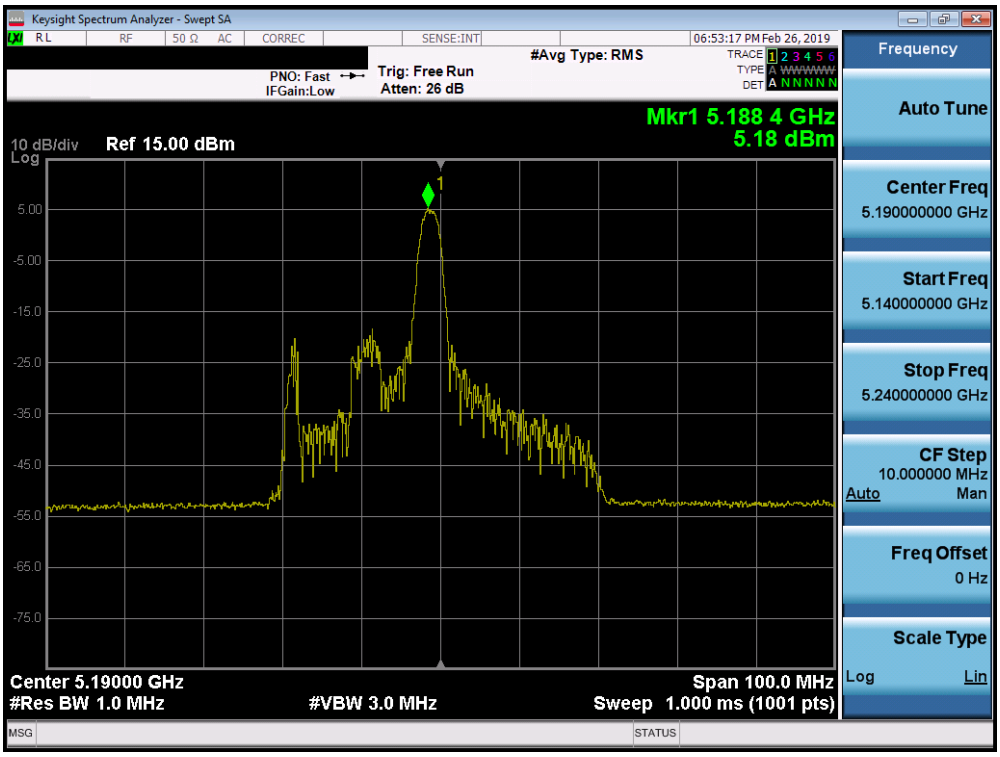


**Plot 7-247. Power Spectral Density Plot MIMO ANT2 (40MHz BW 802.11ax – 26 Tones (UNII Band 1) – Ch. 38)**




© 2019 PCTEST Engineering Laboratory, Inc. V 9.0 02/01/2019
All rights reserved. Unless otherwise specified, no part of this report may be reproduced or utilized in any part, form or by any means, electronic or mechanical, including photocopying and microfilm, without permission in writing from PCTEST Engineering Laboratory, Inc. If you have any questions about this international copyright or have an enquiry about obtaining additional rights to this report or assembly of contents thereof, please contact INFO@PCTEST.COM.

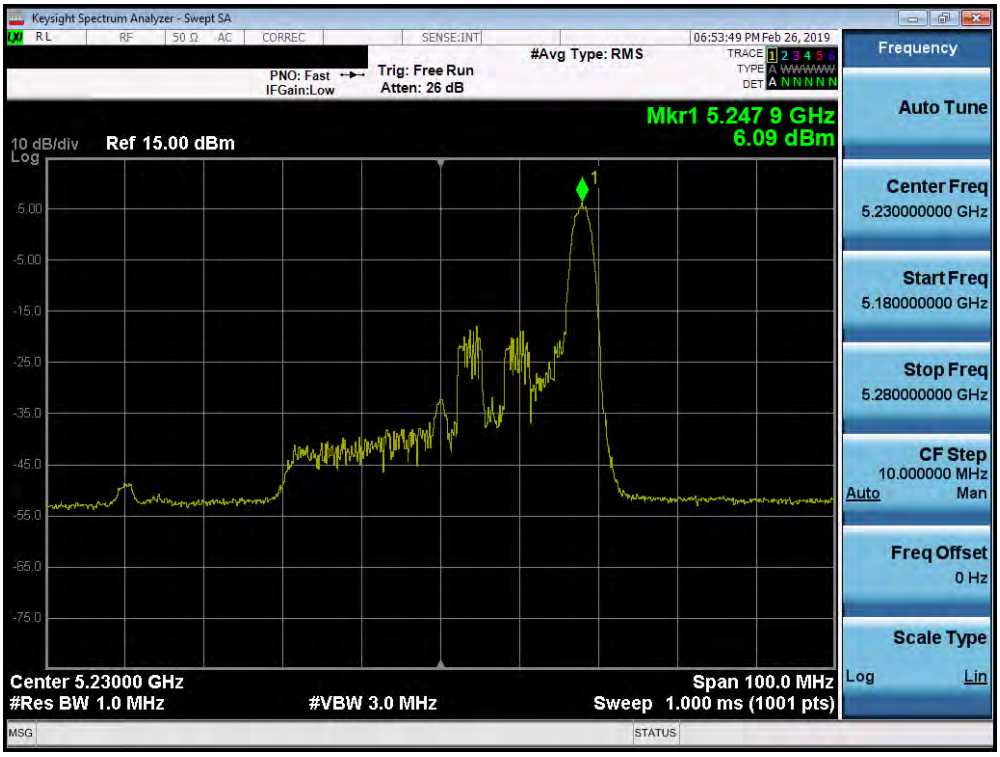


**Plot 7-248. Power Spectral Density Plot MIMO ANT2 (40MHz BW 802.11ax – 26 Tones (UNII Band 1) – Ch. 46)**

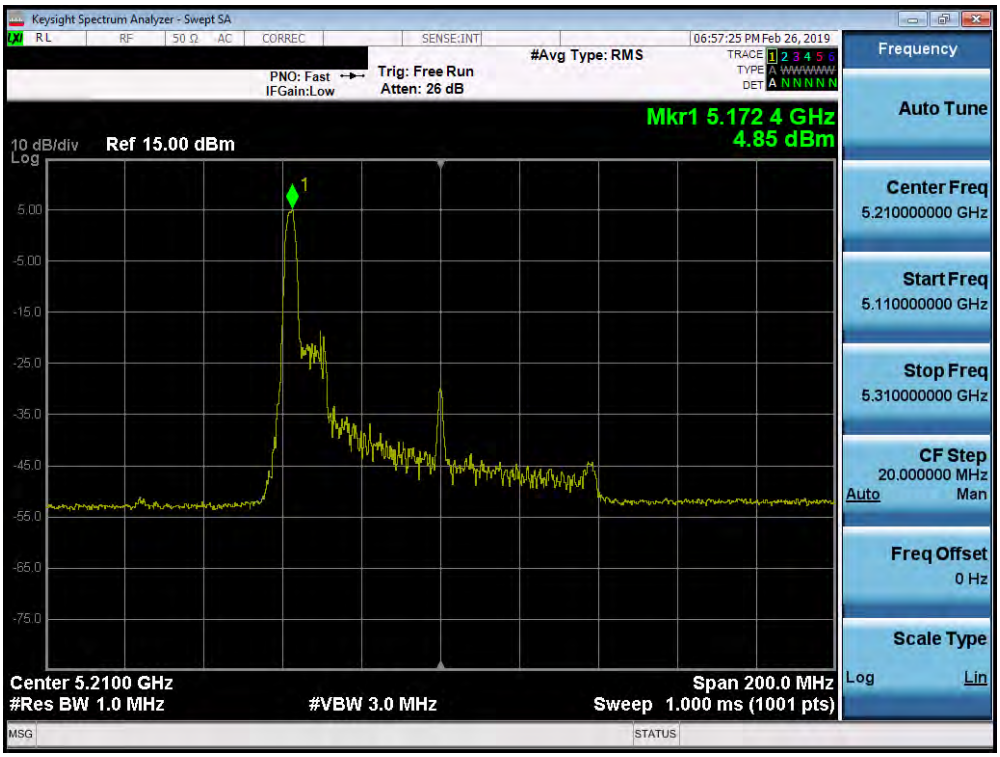


**Plot 7-249. Power Spectral Density Plot MIMO ANT2 (80MHz BW 802.11ax – 26 Tones (UNII Band 1) – Ch. 42)**




© 2019 PCTEST Engineering Laboratory, Inc. V 9.0 02/01/2019
All rights reserved. Unless otherwise specified, no part of this report may be reproduced or utilized in any part, form or by any means, electronic or mechanical, including photocopying and microfilm, without permission in writing from PCTEST Engineering Laboratory, Inc. If you have any questions about this international copyright or have an enquiry about obtaining additional rights to this report or assembly of contents thereof, please contact INFO@PCTEST.COM.

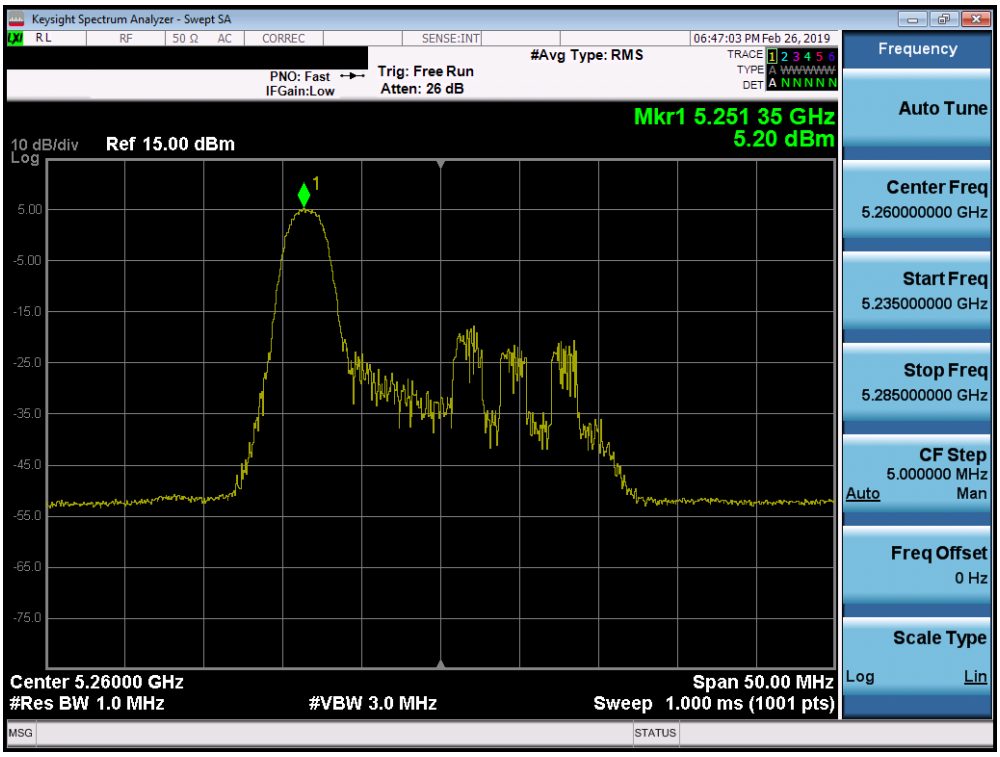


**Plot 7-250. Power Spectral Density Plot MIMO ANT2 (20MHz BW 802.11ax – 26 Tones (UNII Band 2A) – Ch. 52)**

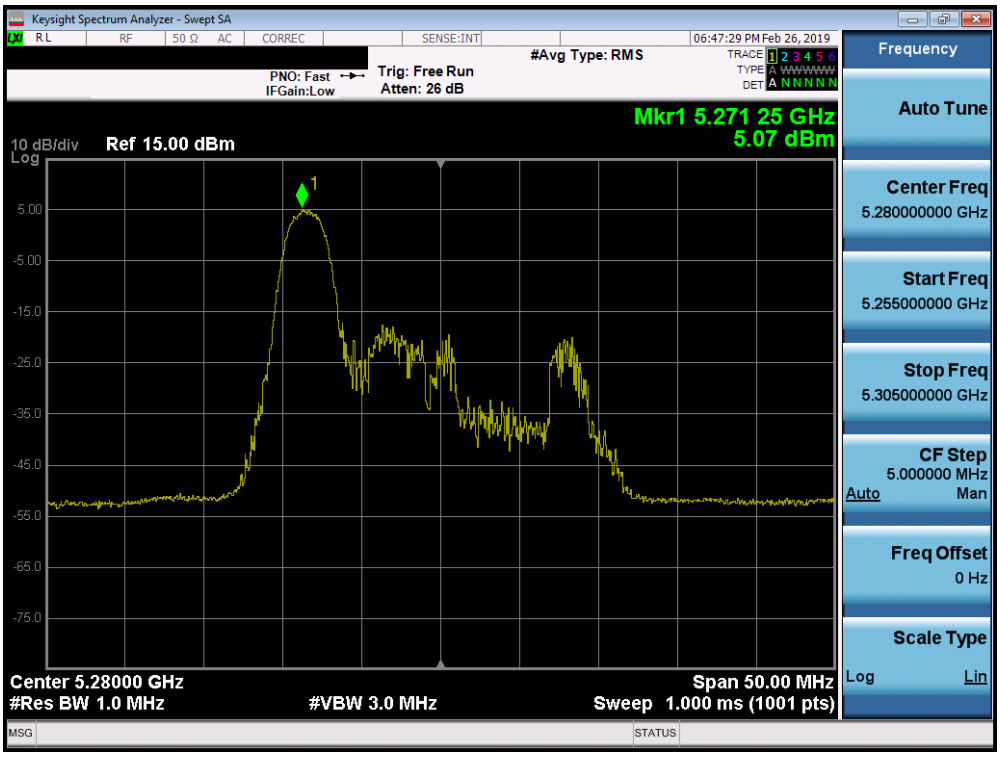


**Plot 7-251. Power Spectral Density Plot MIMO ANT2 (20MHz BW 802.11ax – 26 Tones (UNII Band 2A) – Ch. 56)**




© 2019 PCTEST Engineering Laboratory, Inc. V 9.0 02/01/2019
All rights reserved. Unless otherwise specified, no part of this report may be reproduced or utilized in any part, form or by any means, electronic or mechanical, including photocopying and microfilm, without permission in writing from PCTEST Engineering Laboratory, Inc. If you have any questions about this international copyright or have an enquiry about obtaining additional rights to this report or assembly of contents thereof, please contact INFO@PCTEST.COM.

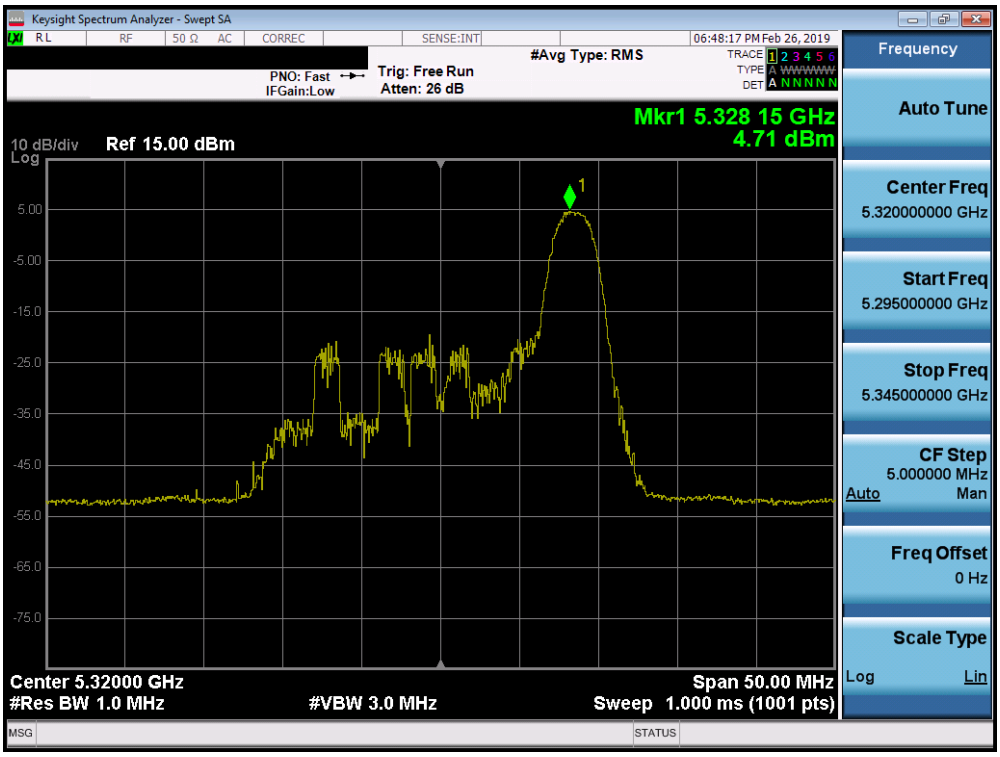


**Plot 7-252. Power Spectral Density Plot MIMO ANT2 (20MHz BW 802.11ax – 26 Tones (UNII Band 2A) – Ch. 64)**

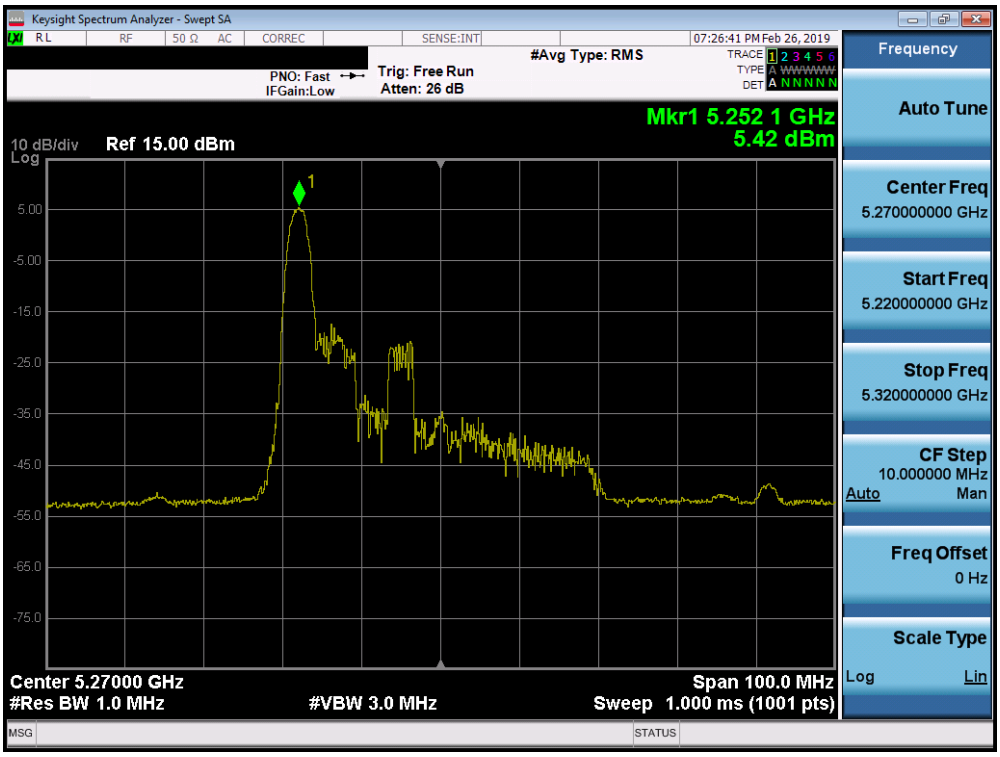


**Plot 7-253. Power Spectral Density Plot MIMO ANT2 (40MHz BW 802.11ax – 26 Tones (UNII Band 2A) – Ch. 54)**




© 2019 PCTEST Engineering Laboratory, Inc. V 9.0 02/01/2019
All rights reserved. Unless otherwise specified, no part of this report may be reproduced or utilized in any part, form or by any means, electronic or mechanical, including photocopying and microfilm, without permission in writing from PCTEST Engineering Laboratory, Inc. If you have any questions about this international copyright or have an enquiry about obtaining additional rights to this report or assembly of contents thereof, please contact INFO@PCTEST.COM.

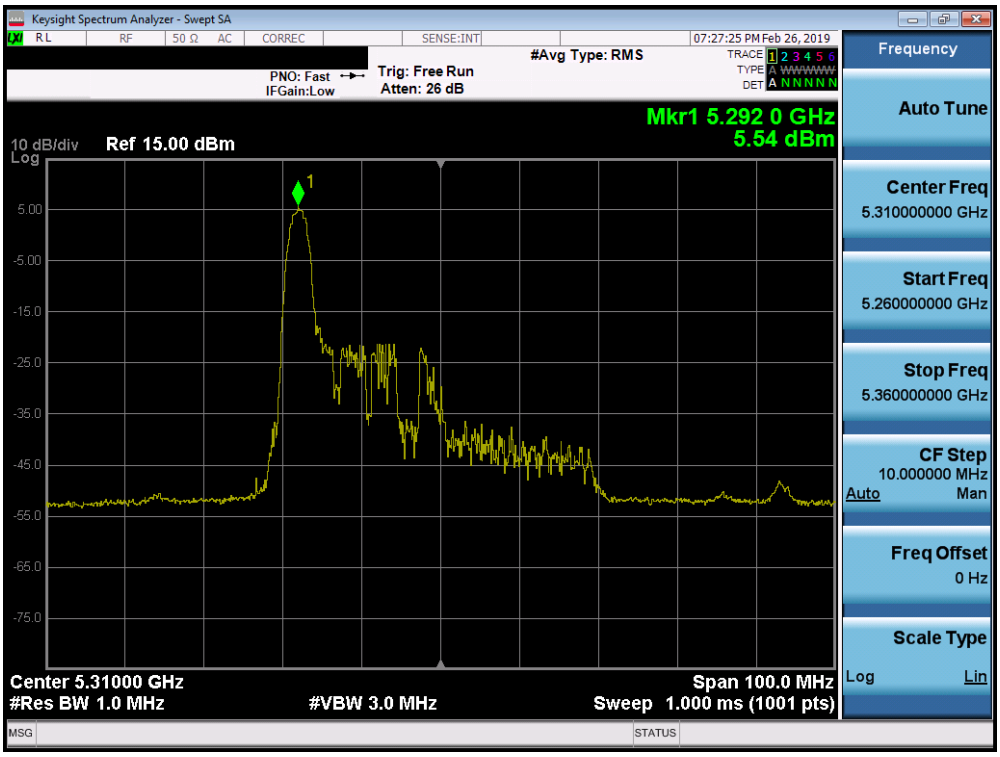


**Plot 7-254. Power Spectral Density Plot MIMO ANT2 (40MHz BW 802.11ax – 26 Tones (UNII Band 2A) – Ch. 62)**

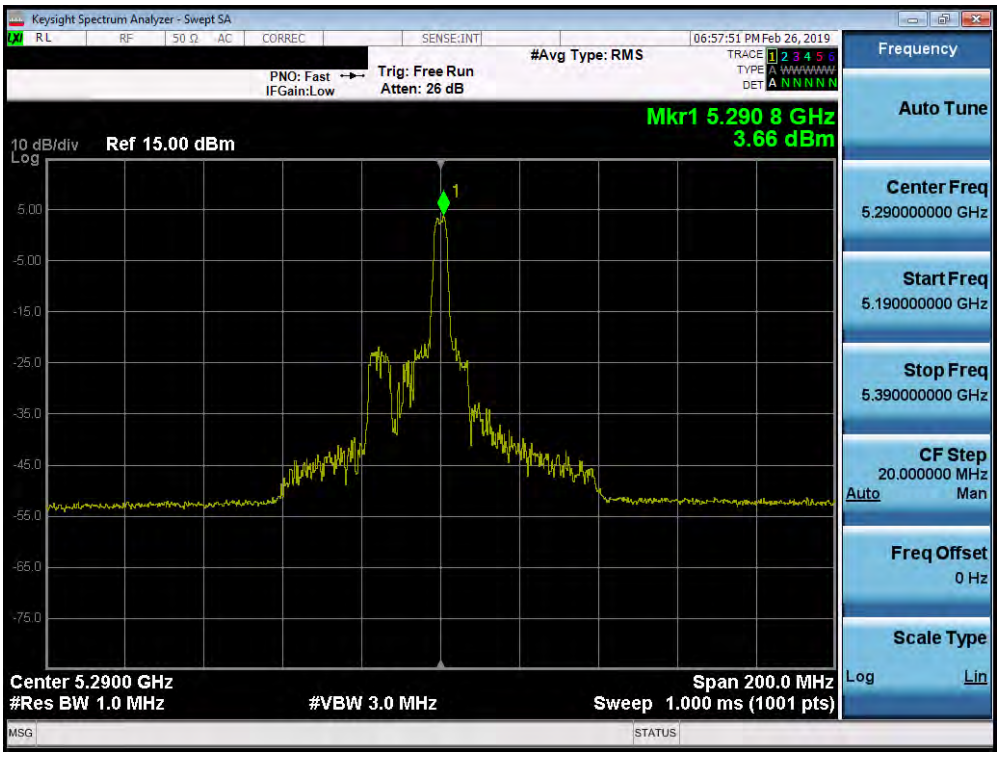


**Plot 7-255. Power Spectral Density Plot MIMO ANT2 (80MHz BW 802.11ax – 26 Tones (UNII Band 2A) – Ch. 58)**




© 2019 PCTEST Engineering Laboratory, Inc. V 9.0 02/01/2019
All rights reserved. Unless otherwise specified, no part of this report may be reproduced or utilized in any part, form or by any means, electronic or mechanical, including photocopying and microfilm, without permission in writing from PCTEST Engineering Laboratory, Inc. If you have any questions about this international copyright or have an enquiry about obtaining additional rights to this report or assembly of contents thereof, please contact INFO@PCTEST.COM.

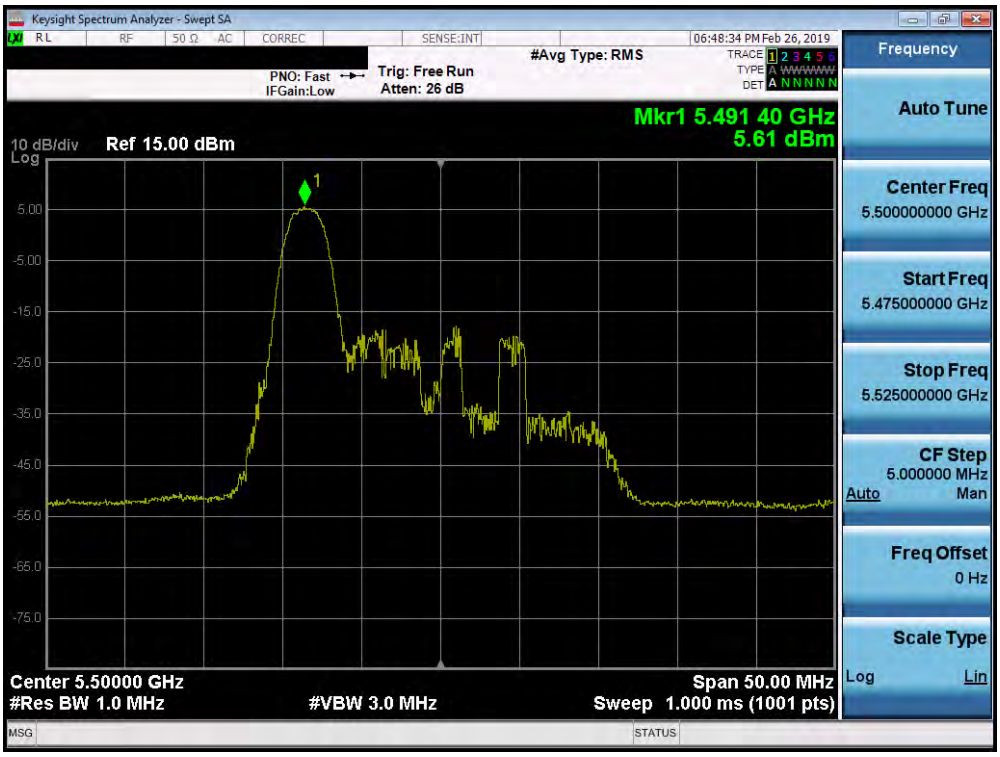


**Plot 7-256. Power Spectral Density Plot MIMO ANT2 (20MHz BW 802.11ax – 26 Tones (UNII Band 2C) – Ch. 100)**

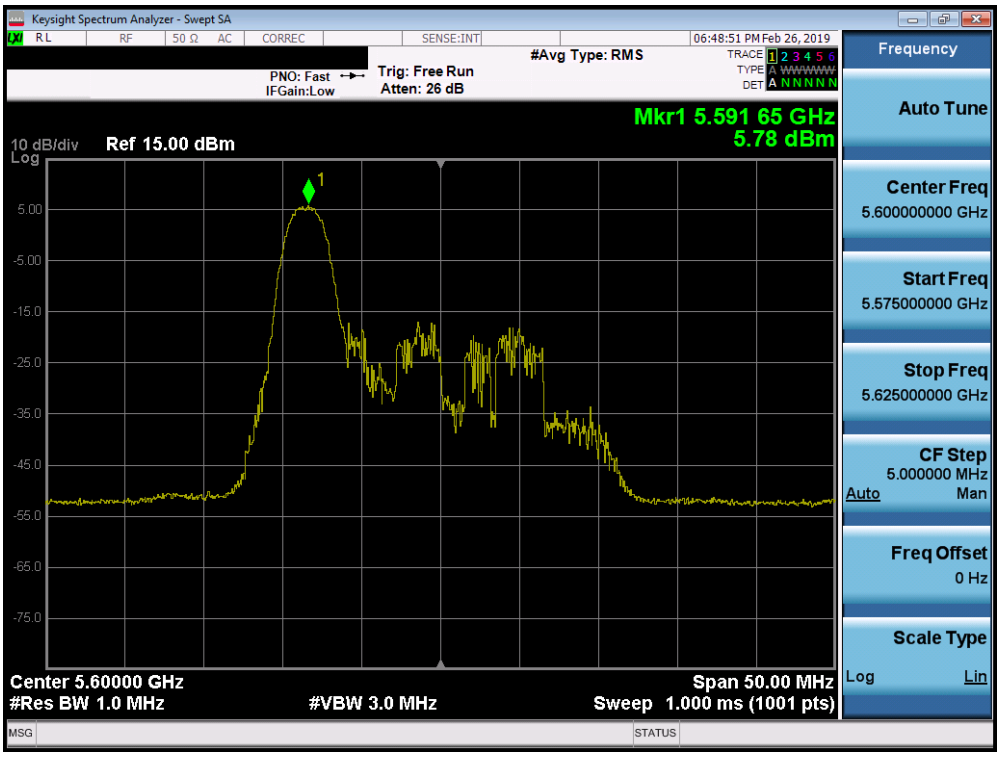


**Plot 7-257. Power Spectral Density Plot MIMO ANT2 (20MHz BW 802.11ax – 26 Tones (UNII Band 2C) – Ch. 120)**




© 2019 PCTEST Engineering Laboratory, Inc. V 9.0 02/01/2019
All rights reserved. Unless otherwise specified, no part of this report may be reproduced or utilized in any part, form or by any means, electronic or mechanical, including photocopying and microfilm, without permission in writing from PCTEST Engineering Laboratory, Inc. If you have any questions about this international copyright or have an enquiry about obtaining additional rights to this report or assembly of contents thereof, please contact INFO@PCTEST.COM.

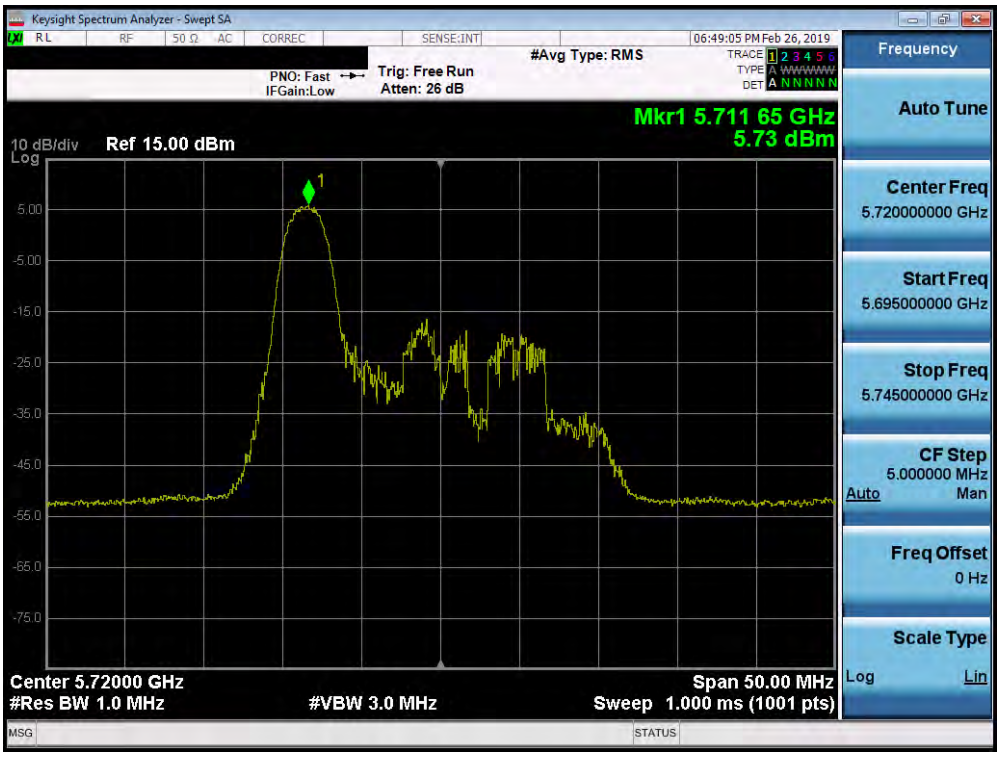


**Plot 7-258. Power Spectral Density Plot MIMO ANT2 (20MHz BW 802.11ax – 26 Tones (UNII Band 2C) – Ch. 144)**

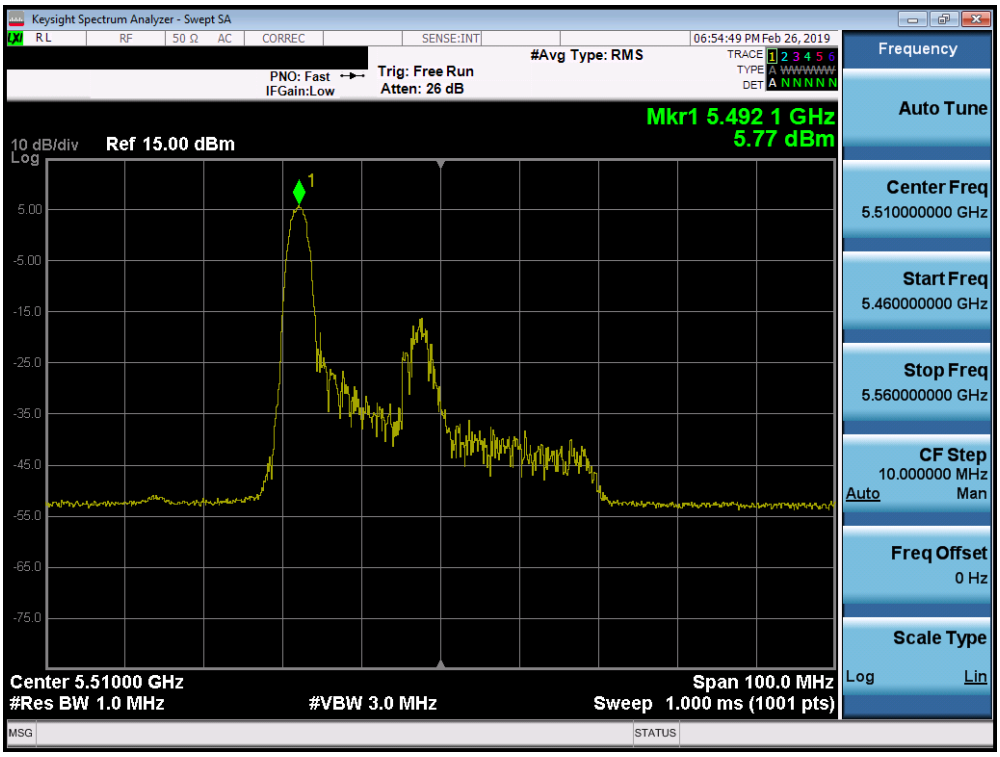


**Plot 7-259. Power Spectral Density Plot MIMO ANT2 (40MHz BW 802.11ax – 26 Tones (UNII Band 2C) – Ch. 102)**




© 2019 PCTEST Engineering Laboratory, Inc. V 9.0 02/01/2019
All rights reserved. Unless otherwise specified, no part of this report may be reproduced or utilized in any part, form or by any means, electronic or mechanical, including photocopying and microfilm, without permission in writing from PCTEST Engineering Laboratory, Inc. If you have any questions about this international copyright or have an enquiry about obtaining additional rights to this report or assembly of contents thereof, please contact INFO@PCTEST.COM.

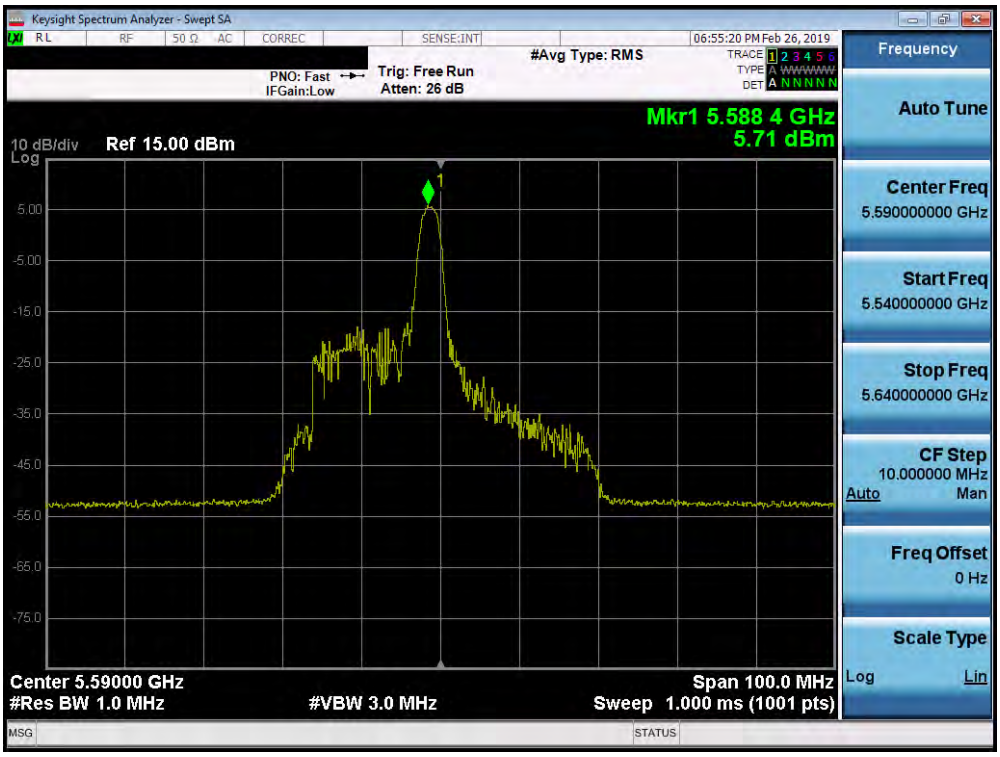


**Plot 7-260. Power Spectral Density Plot MIMO ANT2 (40MHz BW 802.11ax – 26 Tones (UNII Band 2C) – Ch. 118)**

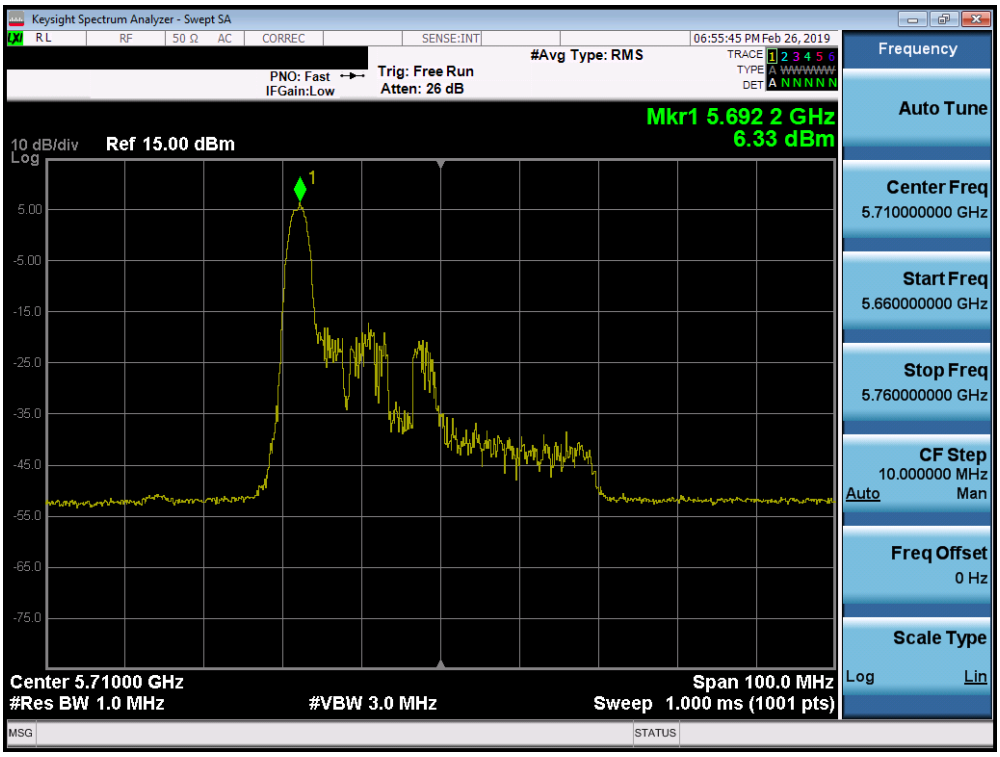


**Plot 7-261. Power Spectral Density Plot MIMO ANT2 (40MHz BW 802.11ax – 26 Tones (UNII Band 2C) – Ch. 142)**




© 2019 PCTEST Engineering Laboratory, Inc. V 9.0 02/01/2019
All rights reserved. Unless otherwise specified, no part of this report may be reproduced or utilized in any part, form or by any means, electronic or mechanical, including photocopying and microfilm, without permission in writing from PCTEST Engineering Laboratory, Inc. If you have any questions about this international copyright or have an enquiry about obtaining additional rights to this report or assembly of contents thereof, please contact INFO@PCTEST.COM.

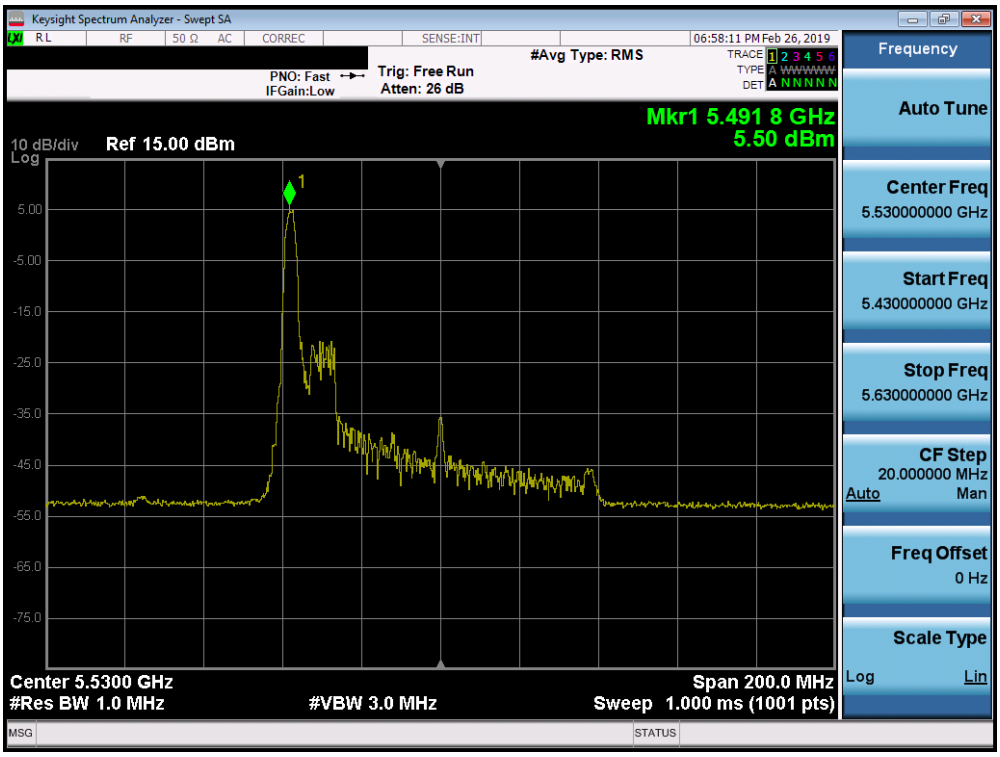


**Plot 7-262. Power Spectral Density Plot MIMO ANT2 (80MHz BW 802.11ax – 26 Tones (UNII Band 2C) – Ch. 106)**

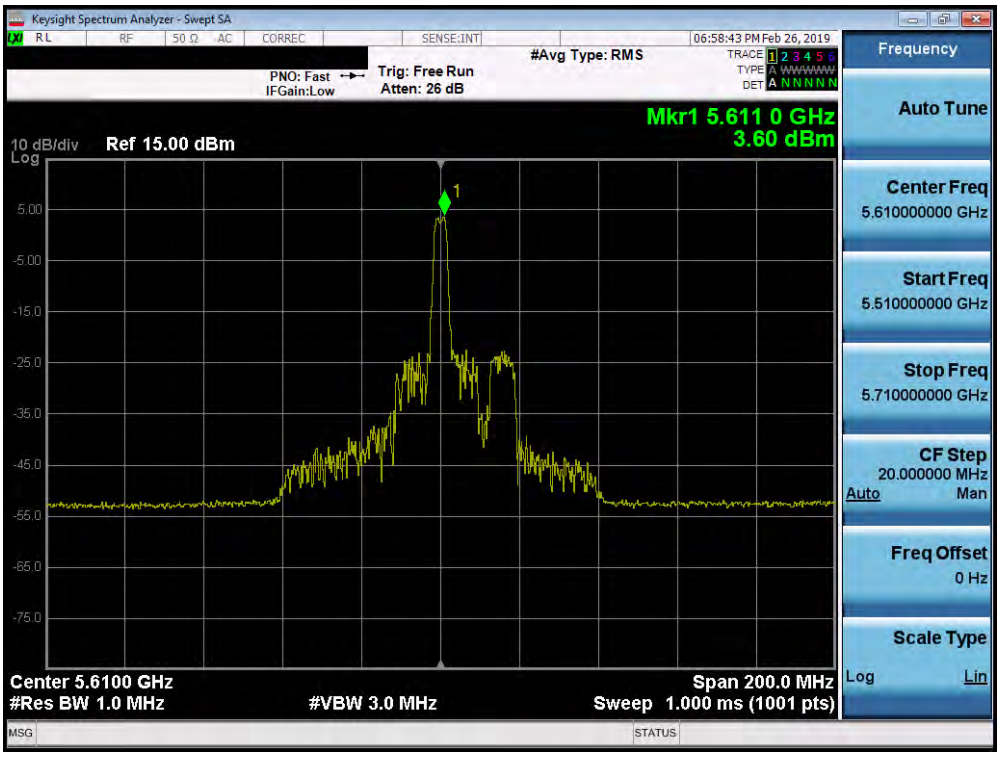


**Plot 7-263. Power Spectral Density Plot MIMO ANT2 (80MHz BW 802.11ax – 26 Tones (UNII Band 2C) – Ch. 122)**




© 2019 PCTEST Engineering Laboratory, Inc. V 9.0 02/01/2019
All rights reserved. Unless otherwise specified, no part of this report may be reproduced or utilized in any part, form or by any means, electronic or mechanical, including photocopying and microfilm, without permission in writing from PCTEST Engineering Laboratory, Inc. If you have any questions about this international copyright or have an enquiry about obtaining additional rights to this report or assembly of contents thereof, please contact INFO@PCTEST.COM.