Plot 7-264. Power Spectral Density Plot MIMO ANT2 (80MHz BW 802.11ax – 26 Tones (UNII Band 2C) – Ch. 138)

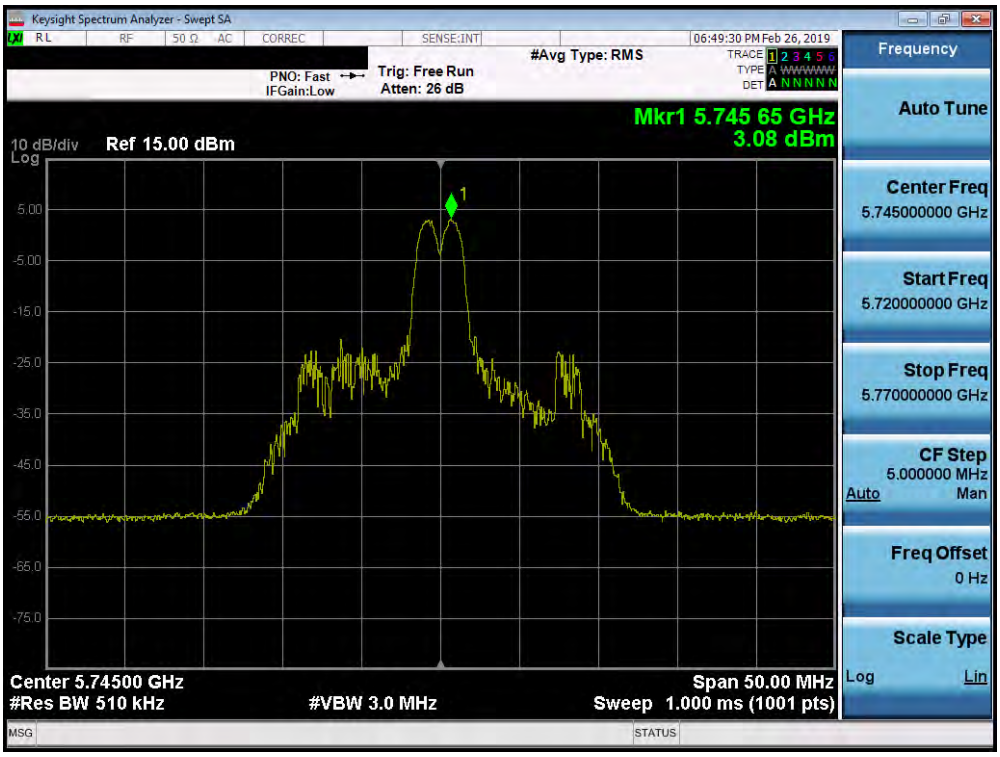

Plot 7-265. Power Spectral Density Plot MIMO ANT2 (20MHz BW 802.11ax – 26 Tones (UNII Band 3) – Ch. 149)

© 2019 PCTEST Engineering Laboratory, Inc. V 9.0 02/01/2019
All rights reserved. Unless otherwise specified, no part of this report may be reproduced or utilized in any part, form or by any means, electronic or mechanical, including photocopying and microfilm, without permission in writing from PCTEST Engineering Laboratory, Inc. If you have any questions about this international copyright or have an enquiry about obtaining additional rights to this report or assembly of contents thereof, please contact INFO@PCTEST.COM.

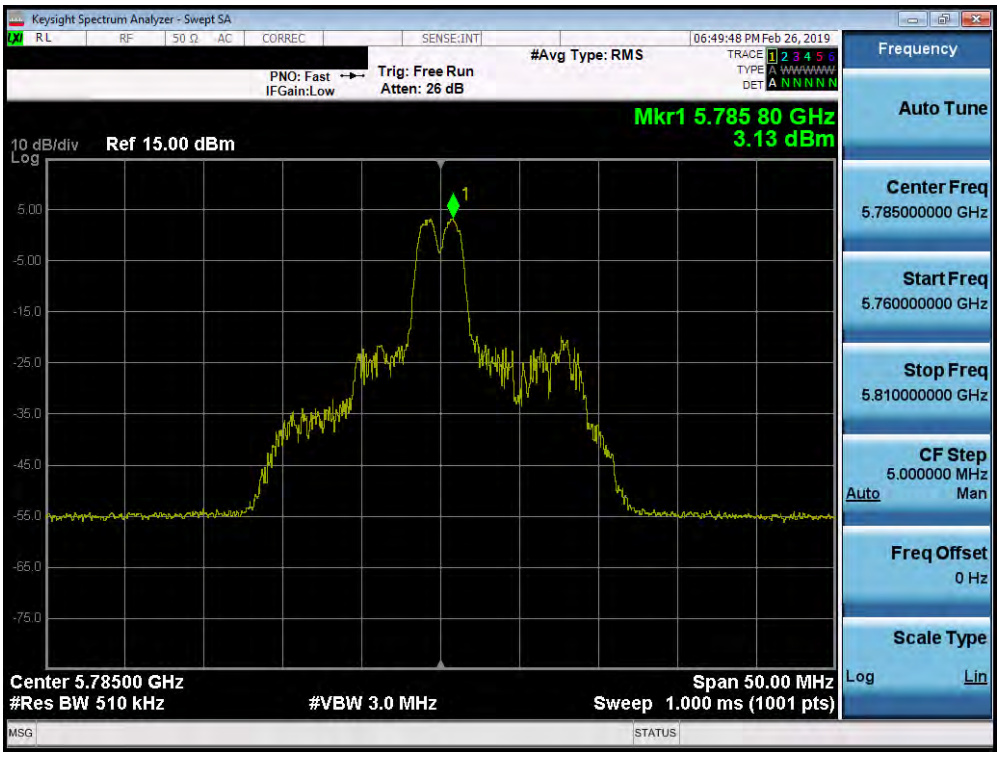

Plot 7-266. Power Spectral Density Plot MIMO ANT2 (20MHz BW 802.11ax – 26 Tones (UNII Band 3) – Ch. 157)

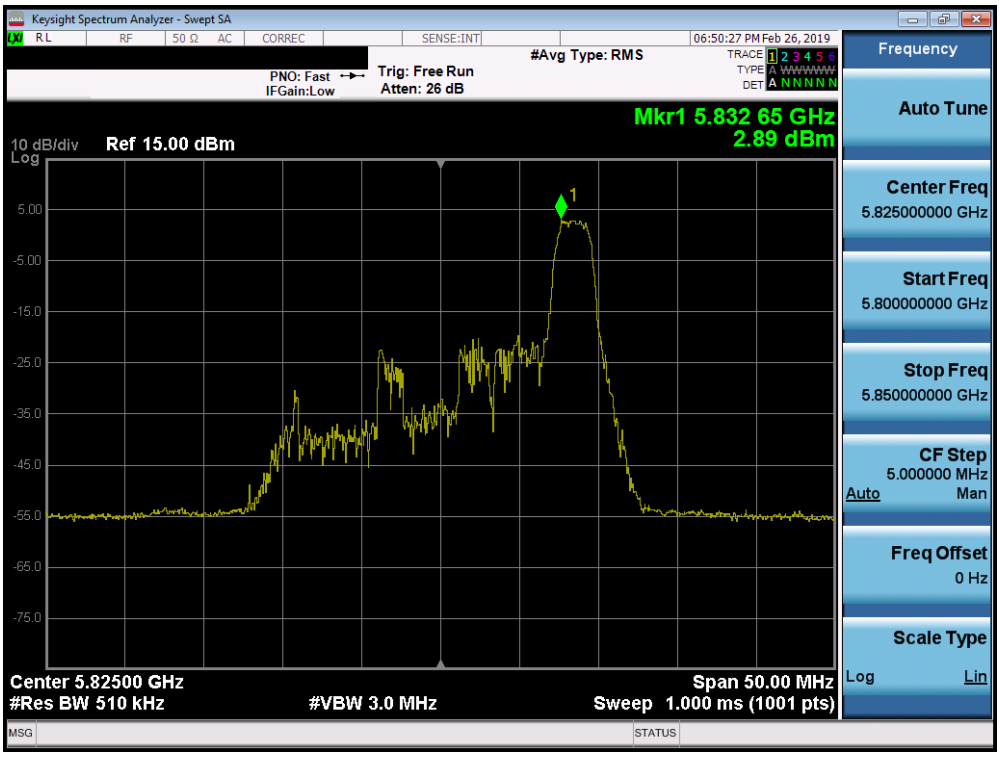

Plot 7-267. Power Spectral Density Plot MIMO ANT2 (20MHz BW 802.11ax – 26 Tones (UNII Band 3) – Ch. 165)

© 2019 PCTEST Engineering Laboratory, Inc. V 9.0 02/01/2019
All rights reserved. Unless otherwise specified, no part of this report may be reproduced or utilized in any part, form or by any means, electronic or mechanical, including photocopying and microfilm, without permission in writing from PCTEST Engineering Laboratory, Inc. If you have any questions about this international copyright or have an enquiry about obtaining additional rights to this report or assembly of contents thereof, please contact INFO@PCTEST.COM.

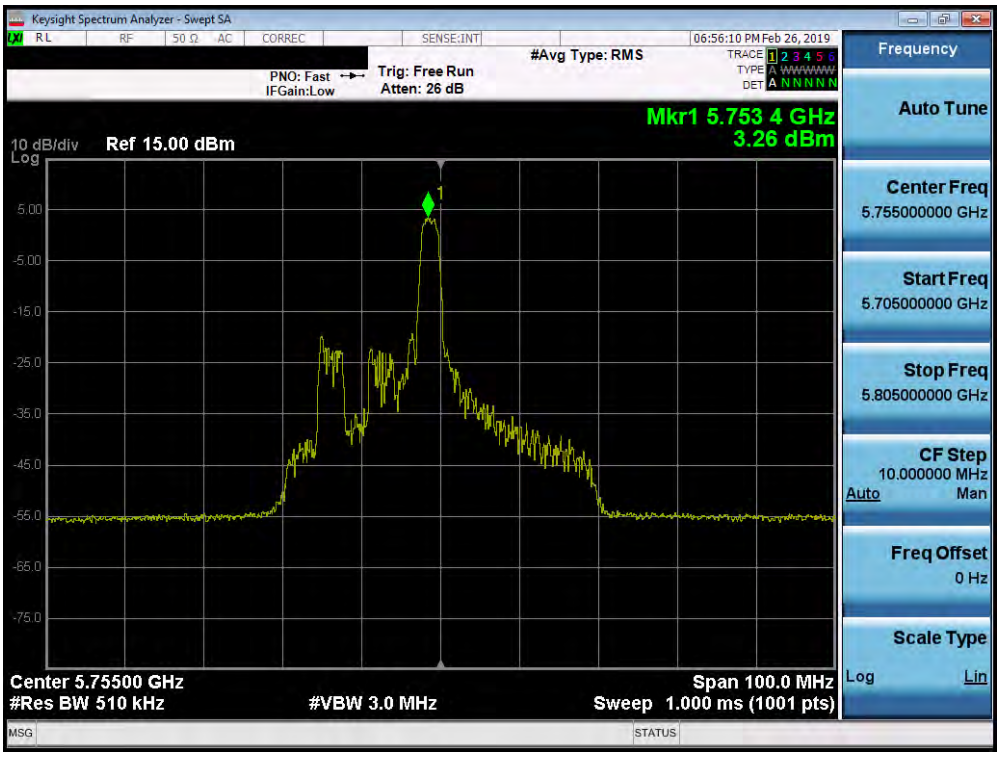

Plot 7-268. Power Spectral Density Plot MIMO ANT2 (40MHz BW 802.11ax – 26 Tones (UNII Band 3) – Ch. 151)

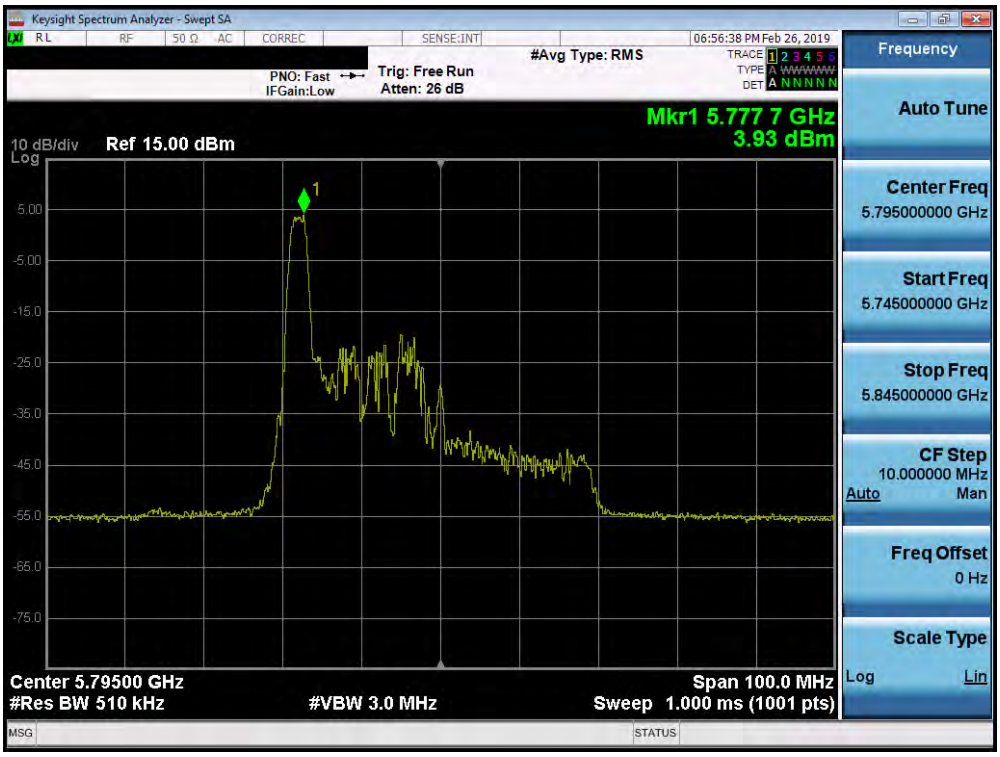

Plot 7-269. Power Spectral Density Plot MIMO ANT2 (40MHz BW 802.11ax – 26 Tones (UNII Band 3) – Ch. 159)

© 2019 PCTEST Engineering Laboratory, Inc. V 9.0 02/01/2019
All rights reserved. Unless otherwise specified, no part of this report may be reproduced or utilized in any part, form or by any means, electronic or mechanical, including photocopying and microfilm, without permission in writing from PCTEST Engineering Laboratory, Inc. If you have any questions about this international copyright or have an enquiry about obtaining additional rights to this report or assembly of contents thereof, please contact INFO@PCTEST.COM.

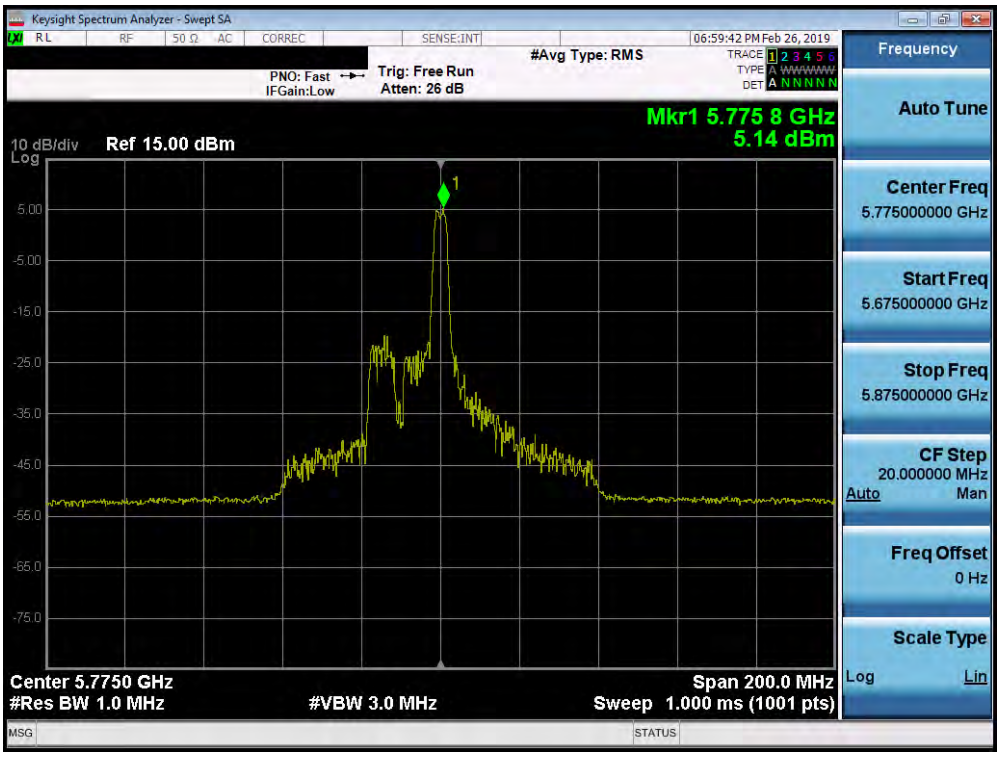

Plot 7-270. Power Spectral Density Plot MIMO ANT2 (80MHz BW 802.11ax – 26 Tones (UNII Band 3) – Ch. 155)

© 2019 PCTEST Engineering Laboratory, Inc. V 9.0 02/01/2019

All rights reserved. Unless otherwise specified, no part of this report may be reproduced or utilized in any part, form or by any means, electronic or mechanical, including photocopying and microfilm, without permission in writing from PCTEST Engineering Laboratory, Inc. If you have any questions about this international copyright or have an enquiry about obtaining additional rights to this report or assembly of contents thereof, please contact INFO@PCTEST.COM.

Summed MIMO Power Spectral Density Measurements (Full Tones)

	Frequency [MHz]	Channel No.	802.11 Mode	Tones	Data Rate [Mbps]	Antenna-1 Power Density [dBm]	Antenna-2 Power Density [dBm]	Summed MIMO Power Density [dBm]	Max Power Density [dBm/MHz]	Margin [dB]
Band 1	5180	36	ax (20MHz)	242T	MCS0	0.20	1.29	3.79	11.00	-7.21
	5200	40	ax (20MHz)	242T	MCS0	0.40	1.46	3.97	11.00	-7.03
	5240	48	ax (20MHz)	242T	MCS0	0.60	0.95	3.78	11.00	-7.22
	5190	38	ax (40MHz)	484T	MCS0	-5.12	-3.42	-1.18	11.00	-12.18
	5230	46	ax (40MHz)	484T	MCS0	-4.70	-3.40	-0.99	11.00	-11.99
	5210	42	ax (80MHz)	996T	MCS0	-7.41	-8.12	-4.74	11.00	-15.74
Band 2A	5260	52	ax (20MHz)	242T	MCS0	1.52	-0.81	3.52	11.00	-7.48
	5280	56	ax (20MHz)	242T	MCS0	0.95	0.52	3.75	11.00	-7.25
	5320	64	ax (20MHz)	242T	MCS0	1.13	0.23	3.71	11.00	-7.29
	5270	54	ax (40MHz)	484T	MCS0	-3.17	-3.64	-0.39	11.00	-11.39
	5310	62	ax (40MHz)	484T	MCS0	-3.55	-3.96	-0.74	11.00	-11.74
	5290	58	ax (80MHz)	996T	MCS0	-6.91	-8.12	-4.46	11.00	-15.46
Band 2C	5500	100	ax (20MHz)	242T	MCS0	1.62	1.46	4.55	11.00	-6.45
	5600	120	ax (20MHz)	242T	MCS0	1.42	0.66	4.06	11.00	-6.94
	5720	144	ax (20MHz)	242T	MCS0	1.47	0.92	4.22	11.00	-6.78
	5510	102	ax (40MHz)	484T	MCS0	-4.17	-3.08	-0.58	11.00	-11.58
	5590	118	ax (40MHz)	484T	MCS0	-3.84	-3.72	-0.77	11.00	-11.77
	5710	142	ax (40MHz)	484T	MCS0	-3.49	-3.34	-0.40	11.00	-11.40
	5530	106	ax (80MHz)	996T	MCS0	-6.94	-5.15	-2.94	11.00	-13.94
	5610	122	ax (80MHz)	996T	MCS0	-7.41	-5.71	-3.46	11.00	-14.46
	5690	138	ax (80MHz)	996T	MCS0	-7.29	-5.79	-3.46	11.00	-14.46

Table 7-70. Bands 1, 2A, 2C MIMO Conducted Power Spectral Density Measurements MIMO (Full Tones)

	Frequency [MHz]	Channel No.	802.11 Mode	Tones	Data Rate [Mbps]	Antenna-1 Power Density [dBm]	Antenna-2 Power Density [dBm]	Summed MIMO Power Density [dBm]	Directional Antenna Gain [dBi]	e.i.r.p. Power Density [dBm/MHz]	ISED Max e.i.r.p. Power Density [dBm/MHz]	Margin [dB]
Band 1	5180	36	ax (20MHz)	242T	MCS0	0.20	1.29	3.79	-2.89	0.90	10.0	-9.10
	5200	40	ax (20MHz)	242T	MCS0	0.40	1.46	3.97	-2.89	1.09	10.0	-8.91
	5240	48	ax (20MHz)	242T	MCS0	0.60	0.95	3.78	-2.89	0.90	10.0	-9.10
	5190	38	ax (40MHz)	242T	MCS0	-5.12	-3.42	-1.18	-2.89	-4.06	10.0	-14.06
	5230	46	ax (40MHz)	242T	MCS0	-4.70	-3.40	-0.99	-2.89	-3.88	10.0	-13.88
	5210	42	ax (80MHz)	242T	MCS0	-7.41	-8.12	-4.74	-2.89	-7.62	10.0	-17.62

Table 7-71. Band 1 MIMO e.i.r.p. Conducted Power Spectral Density Measurements (ISED Full Tones)

	Frequency [MHz]	Channel No.	802.11 Mode	Tones	Data Rate [Mbps]	Antenna-1 Power Density [dBm]	Antenna-2 Power Density [dBm]	Summed MIMO Power Density [dBm]	Max Permissible Power Density	Margin [dB]
Band 3	5745	149	ax (20MHz)	242T	MCS0	1.29	1.55	4.43	30.00	-25.57
	5785	157	ax (20MHz)	242T	MCS0	1.46	1.52	4.50	30.00	-25.50
	5825	165	ax (20MHz)	242T	MCS0	0.95	1.48	4.23	30.00	-25.77
	5755	151	ax (40MHz)	484T	MCS0	-3.42	-2.66	-0.01	30.00	-30.01
	5795	159	ax (40MHz)	484T	MCS0	-3.40	-2.58	0.04	30.00	-29.96
	5775	155	ax (80MHz)	996T	MCS0	-8.12	-6.61	-4.29	30.00	-34.29

Table 7-72. Band 3 MIMO Conducted Power Spectral Density Measurements MIMO (Full Tones)

© 2019 PCTEST Engineering Laboratory, Inc. V 9.0 02/01/2019
All rights reserved. Unless otherwise specified, no part of this report may be reproduced or utilized in any part, form or by any means, electronic or mechanical, including photocopying and microfilm, without permission in writing from PCTEST Engineering Laboratory, Inc. If you have any questions about this international copyright or have an enquiry about obtaining additional rights to this report or assembly of contents thereof, please contact INFO@PCTEST.COM.

MIMO Antenna-1 Power Spectral Density Measurements (Full Tones)

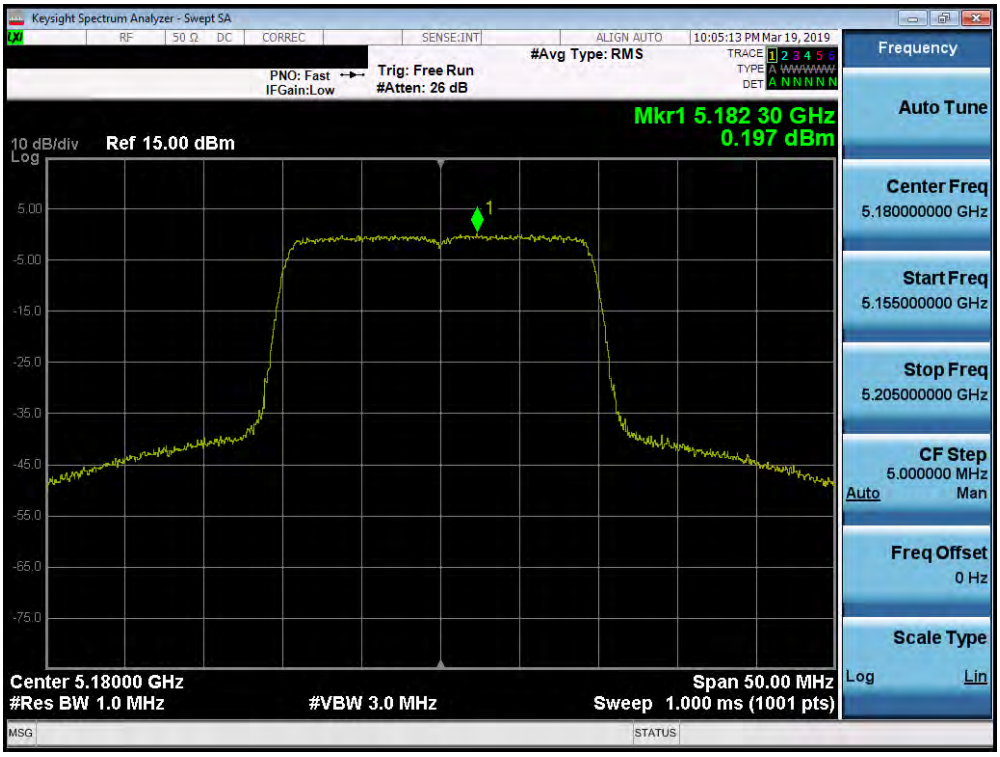

Plot 7-271. Power Spectral Density Plot MIMO ANT1 (20MHz BW 802.11ax – 242 Tones (UNII Band 1) – Ch. 36)

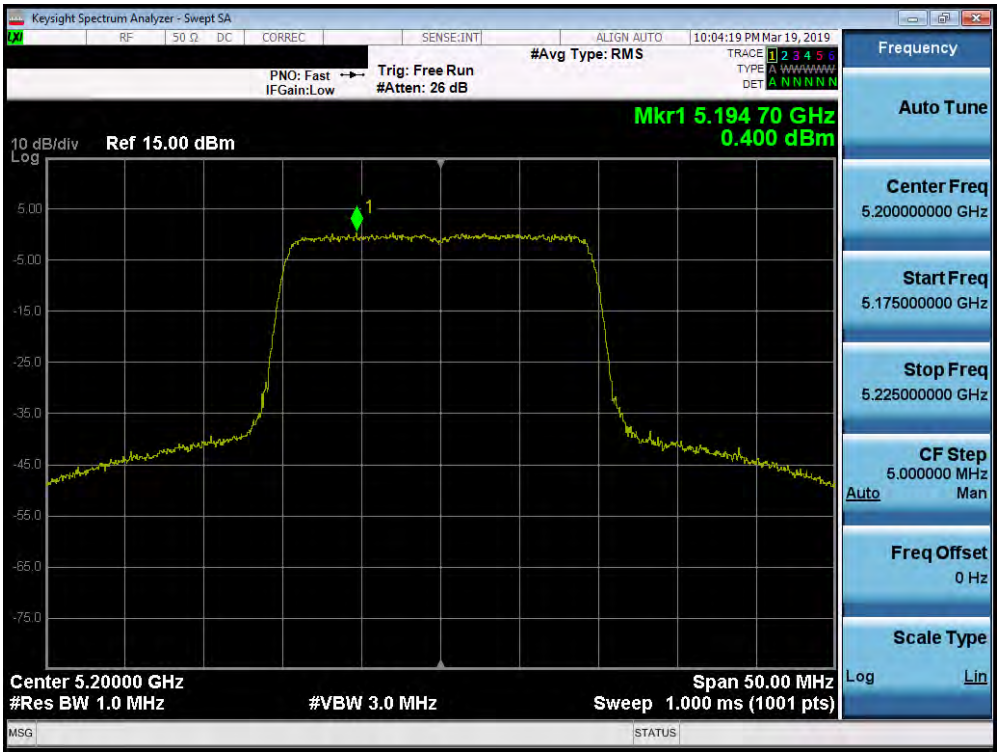

Plot 7-272. Power Spectral Density Plot MIMO ANT1 (20MHz BW 802.11ax – 242 Tones (UNII Band 1) – Ch. 40)

© 2019 PCTEST Engineering Laboratory, Inc. V 9.0 02/01/2019
All rights reserved. Unless otherwise specified, no part of this report may be reproduced or utilized in any part, form or by any means, electronic or mechanical, including photocopying and microfilm, without permission in writing from PCTEST Engineering Laboratory, Inc. If you have any questions about this international copyright or have an enquiry about obtaining additional rights to this report or assembly of contents thereof, please contact INFO@PCTEST.COM.

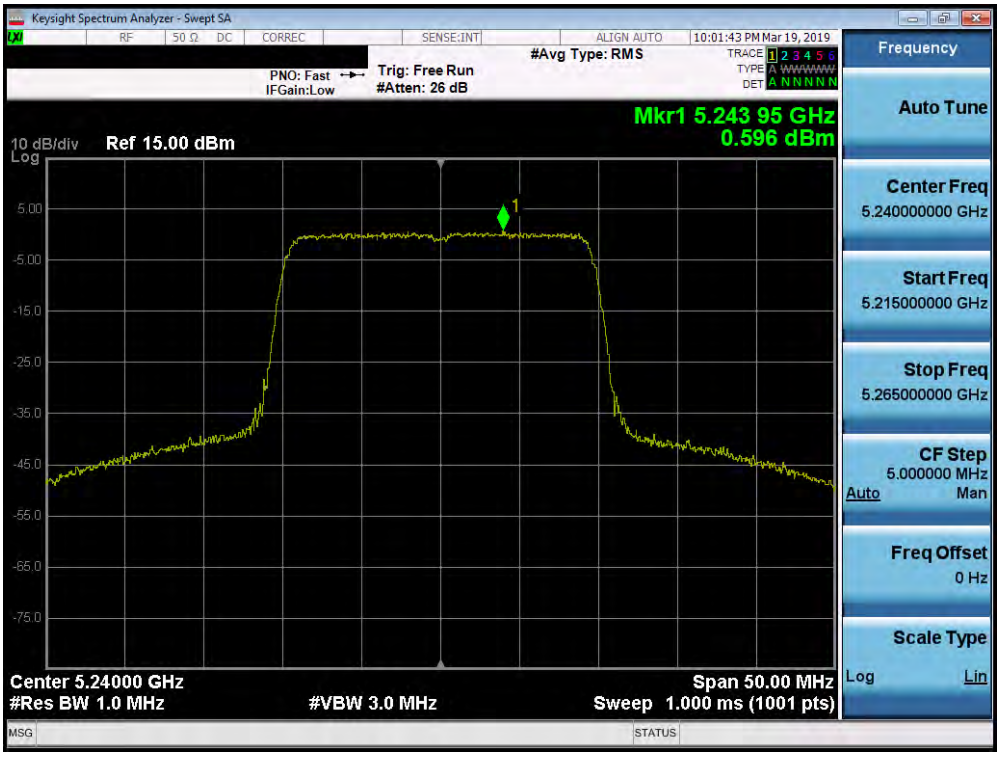

Plot 7-273. Power Spectral Density Plot MIMO ANT1 (20MHz BW 802.11ax – 242 Tones (UNII Band 1) – Ch. 48)

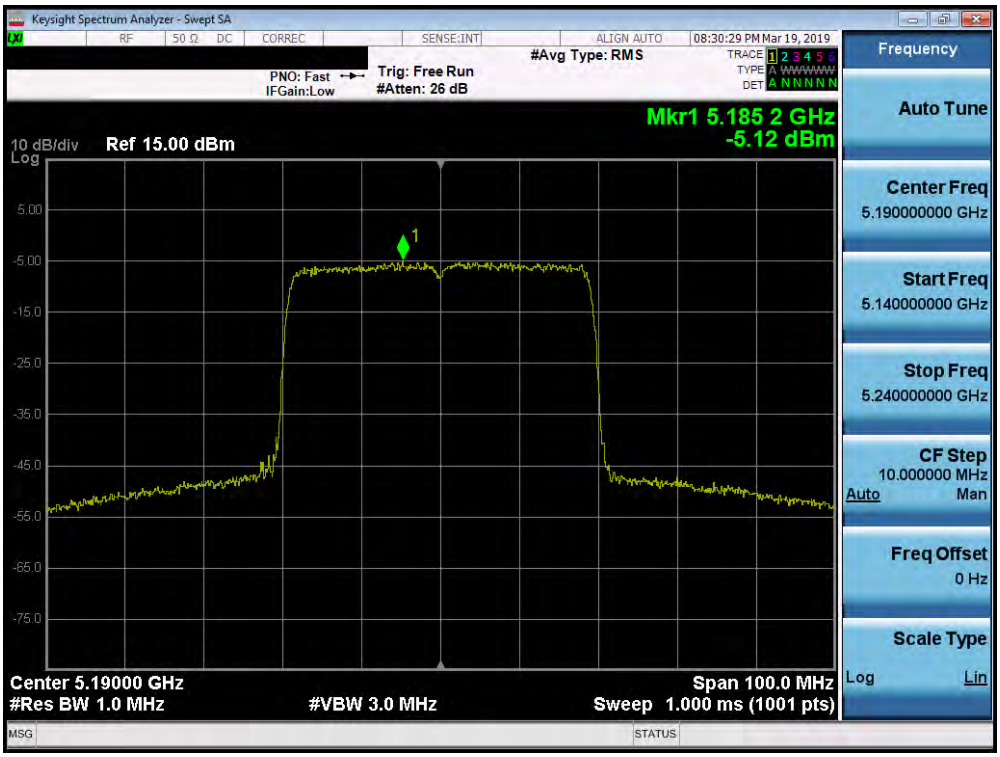

Plot 7-274. Power Spectral Density Plot MIMO ANT1 (40MHz BW 802.11ax – 484 Tones (UNII Band 1) – Ch. 38)

© 2019 PCTEST Engineering Laboratory, Inc. V 9.0 02/01/2019
All rights reserved. Unless otherwise specified, no part of this report may be reproduced or utilized in any part, form or by any means, electronic or mechanical, including photocopying and microfilm, without permission in writing from PCTEST Engineering Laboratory, Inc. If you have any questions about this international copyright or have an enquiry about obtaining additional rights to this report or assembly of contents thereof, please contact INFO@PCTEST.COM.

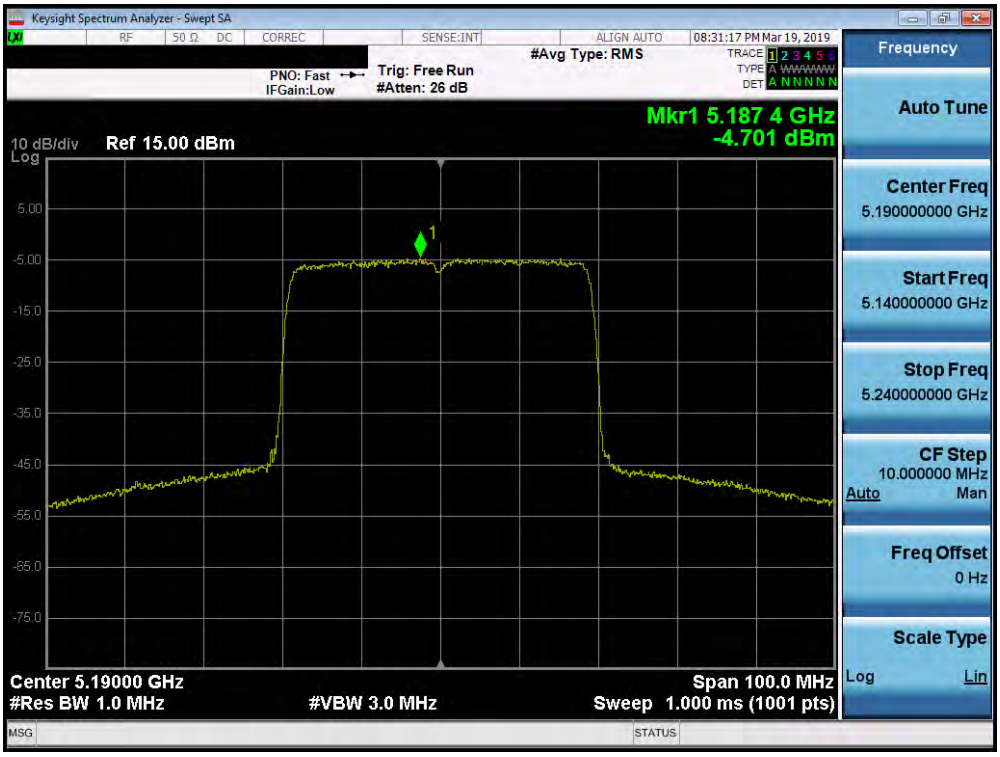

Plot 7-275. Power Spectral Density Plot MIMO ANT1 (40MHz BW 802.11ax – 484 Tones (UNII Band 1) – Ch. 46)

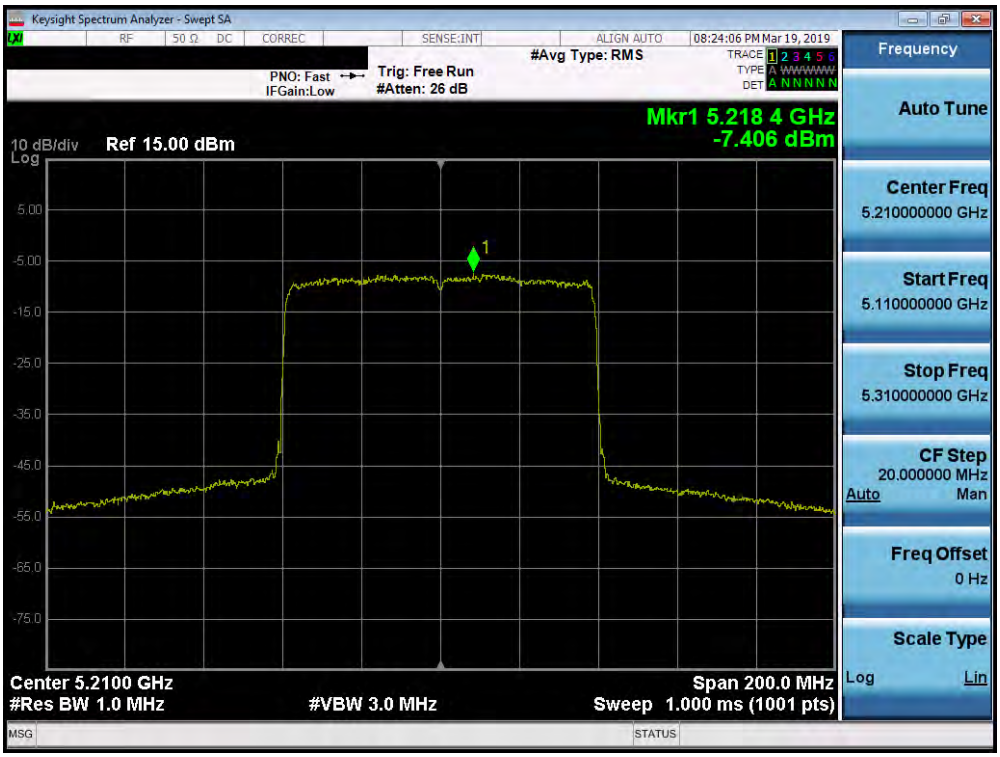

Plot 7-276. Power Spectral Density Plot MIMO ANT1 (80MHz BW 802.11ax – 996 Tones (UNII Band 1) – Ch. 42)

© 2019 PCTEST Engineering Laboratory, Inc. V 9.0 02/01/2019
All rights reserved. Unless otherwise specified, no part of this report may be reproduced or utilized in any part, form or by any means, electronic or mechanical, including photocopying and microfilm, without permission in writing from PCTEST Engineering Laboratory, Inc. If you have any questions about this international copyright or have an enquiry about obtaining additional rights to this report or assembly of contents thereof, please contact INFO@PCTEST.COM.

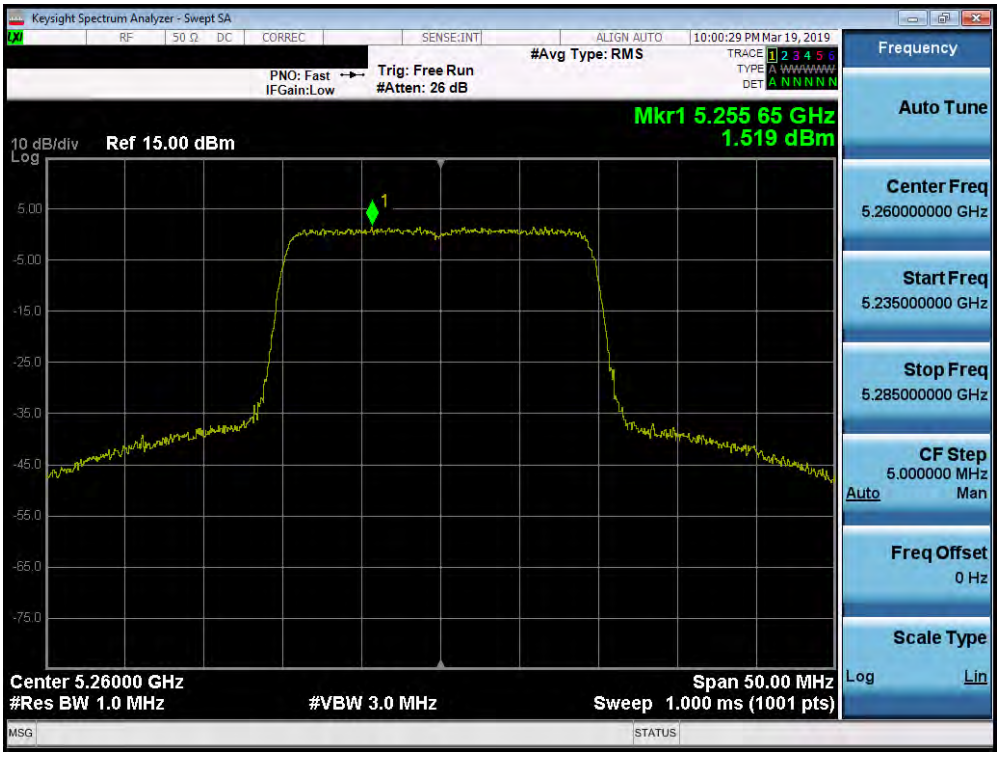

Plot 7-277. Power Spectral Density Plot MIMO ANT1 (20MHz BW 802.11ax – 242 Tones (UNII Band 2A) – Ch. 52)

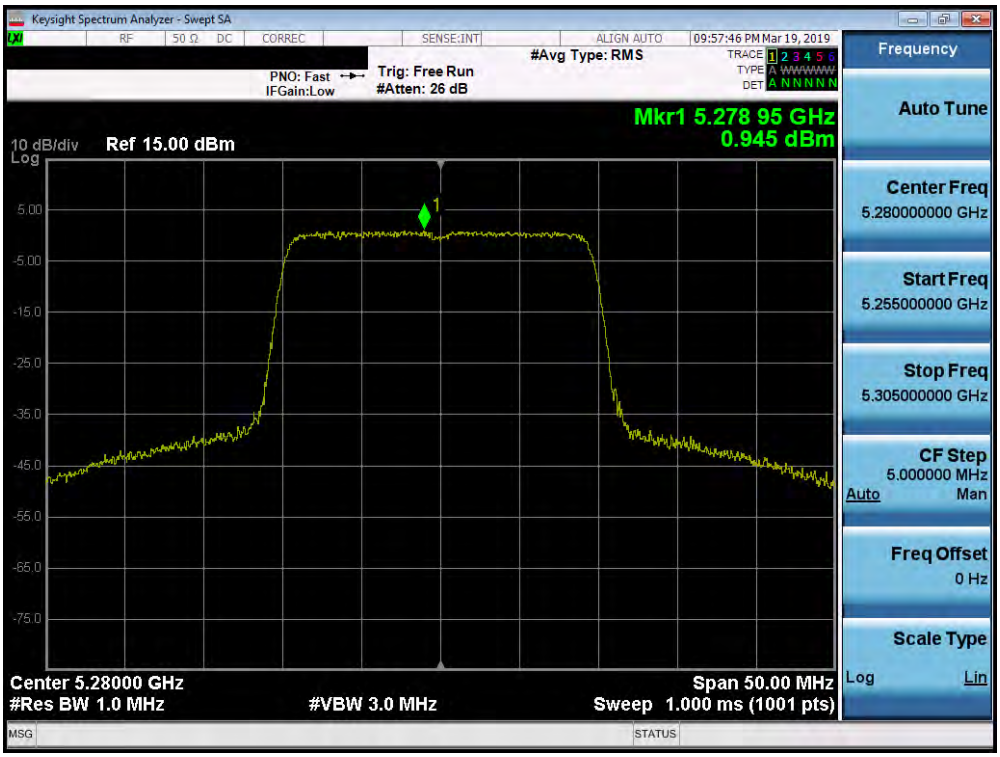

Plot 7-278. Power Spectral Density Plot MIMO ANT1 (20MHz BW 802.11ax – 242 Tones (UNII Band 2A) – Ch. 56)

© 2019 PCTEST Engineering Laboratory, Inc. V 9.0 02/01/2019
All rights reserved. Unless otherwise specified, no part of this report may be reproduced or utilized in any part, form or by any means, electronic or mechanical, including photocopying and microfilm, without permission in writing from PCTEST Engineering Laboratory, Inc. If you have any questions about this international copyright or have an enquiry about obtaining additional rights to this report or assembly of contents thereof, please contact INFO@PCTEST.COM.

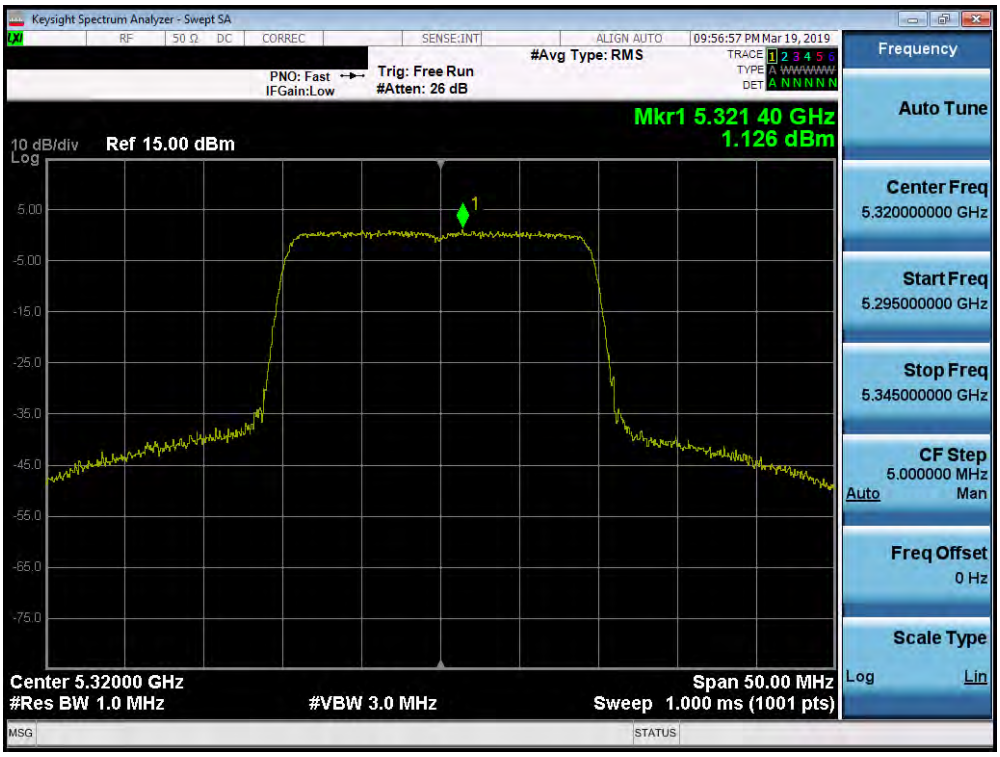

Plot 7-279. Power Spectral Density Plot MIMO ANT1 (20MHz BW 802.11ax – 242 Tones (UNII Band 2A) – Ch. 64)

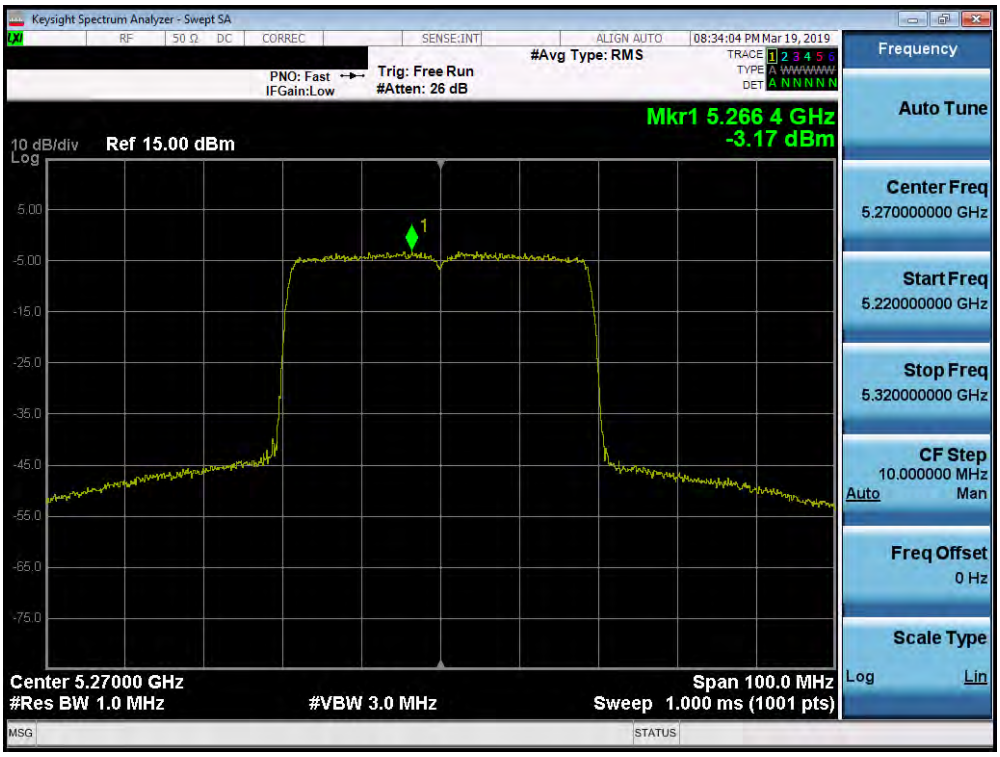

Plot 7-280. Power Spectral Density Plot MIMO ANT1 (40MHz BW 802.11ax – 484 Tones (UNII Band 2A) – Ch. 54)

© 2019 PCTEST Engineering Laboratory, Inc. V 9.0 02/01/2019
All rights reserved. Unless otherwise specified, no part of this report may be reproduced or utilized in any part, form or by any means, electronic or mechanical, including photocopying and microfilm, without permission in writing from PCTEST Engineering Laboratory, Inc. If you have any questions about this international copyright or have an enquiry about obtaining additional rights to this report or assembly of contents thereof, please contact INFO@PCTEST.COM.

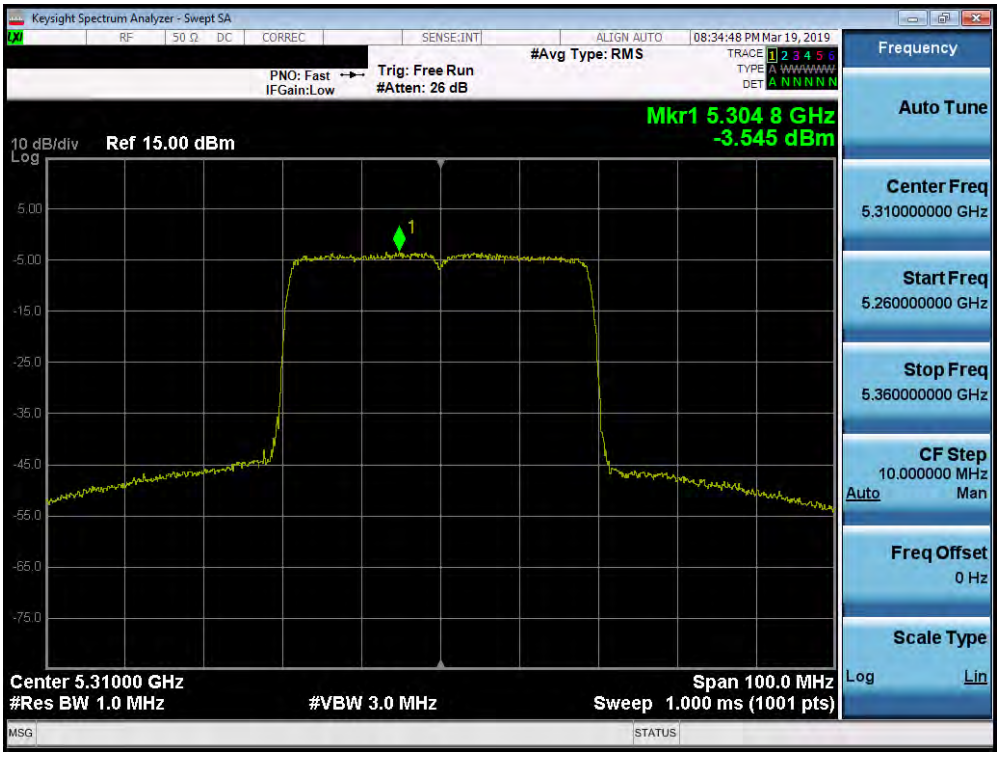

Plot 7-281. Power Spectral Density Plot MIMO ANT1 (40MHz BW 802.11ax – 484 Tones (UNII Band 2A) – Ch. 62)

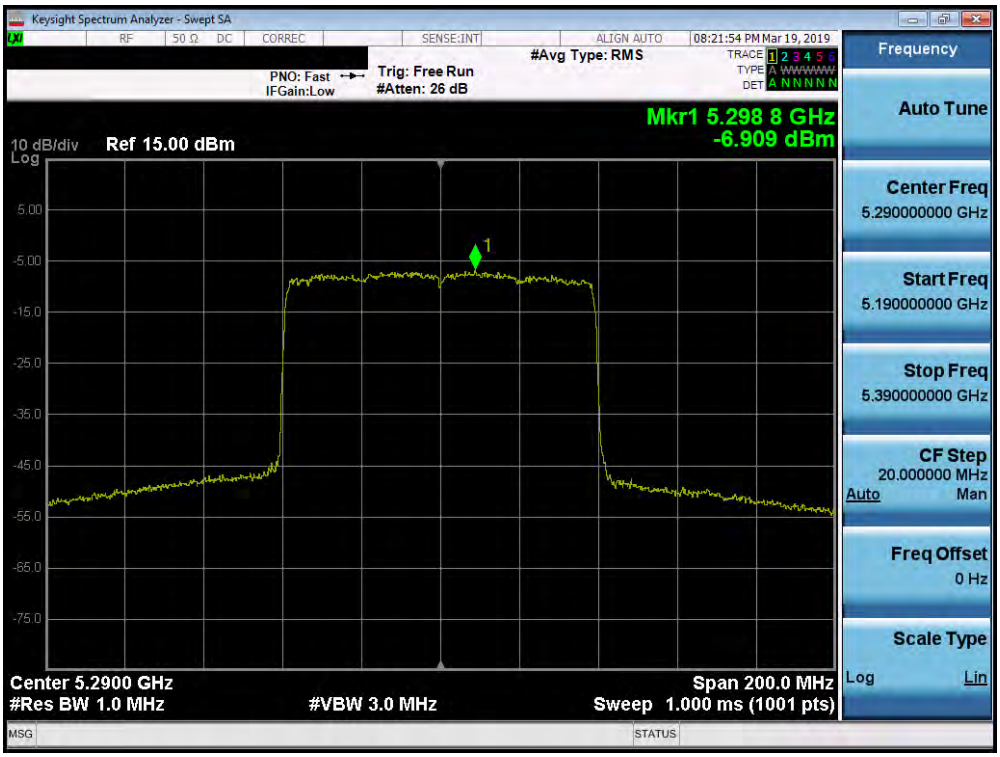

Plot 7-282. Power Spectral Density Plot MIMO ANT1 (80MHz BW 802.11ax – 996 Tones (UNII Band 2A) – Ch. 58)

© 2019 PCTEST Engineering Laboratory, Inc. V 9.0 02/01/2019
All rights reserved. Unless otherwise specified, no part of this report may be reproduced or utilized in any part, form or by any means, electronic or mechanical, including photocopying and microfilm, without permission in writing from PCTEST Engineering Laboratory, Inc. If you have any questions about this international copyright or have an enquiry about obtaining additional rights to this report or assembly of contents thereof, please contact INFO@PCTEST.COM.

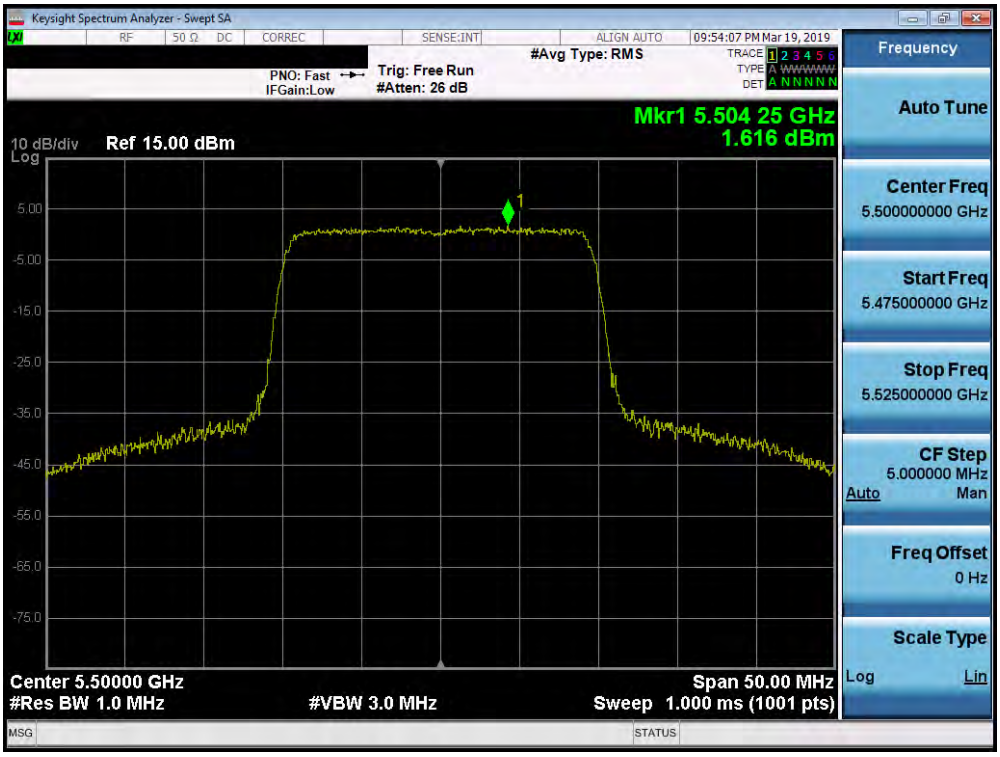

Plot 7-283. Power Spectral Density Plot MIMO ANT1 (20MHz BW 802.11ax – 242 Tones (UNII Band 2C) – Ch. 100)

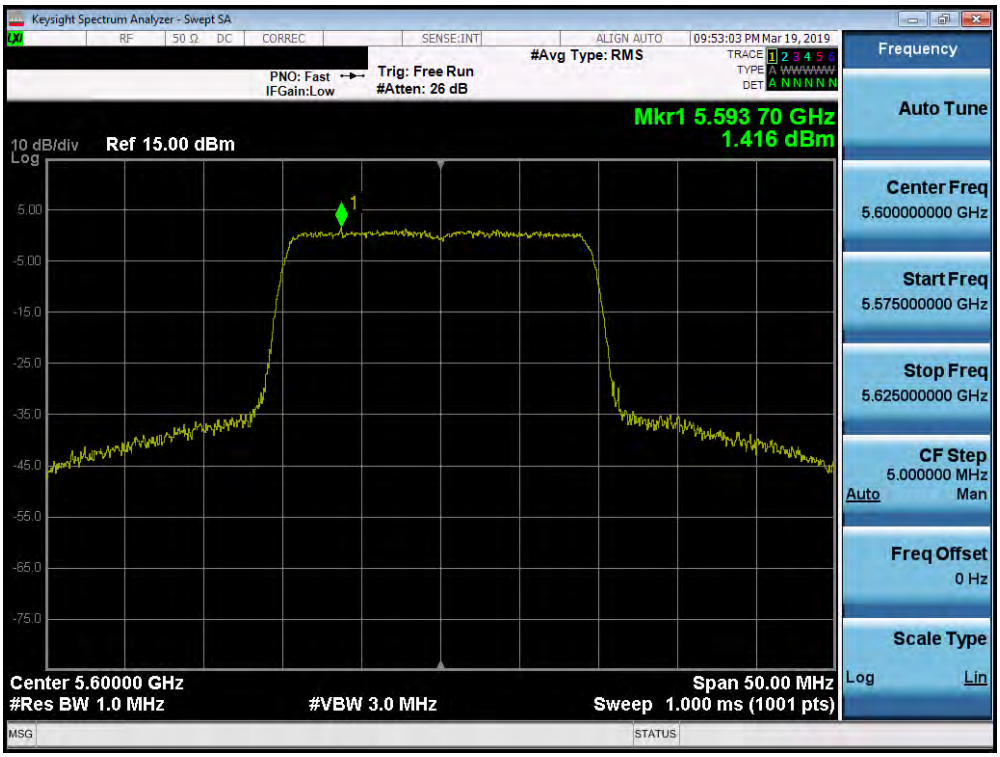

Plot 7-284. Power Spectral Density Plot MIMO ANT1 (20MHz BW 802.11ax – 242 Tones (UNII Band 2C) – Ch. 120)

© 2019 PCTEST Engineering Laboratory, Inc. V 9.0 02/01/2019
All rights reserved. Unless otherwise specified, no part of this report may be reproduced or utilized in any part, form or by any means, electronic or mechanical, including photocopying and microfilm, without permission in writing from PCTEST Engineering Laboratory, Inc. If you have any questions about this international copyright or have an enquiry about obtaining additional rights to this report or assembly of contents thereof, please contact INFO@PCTEST.COM.

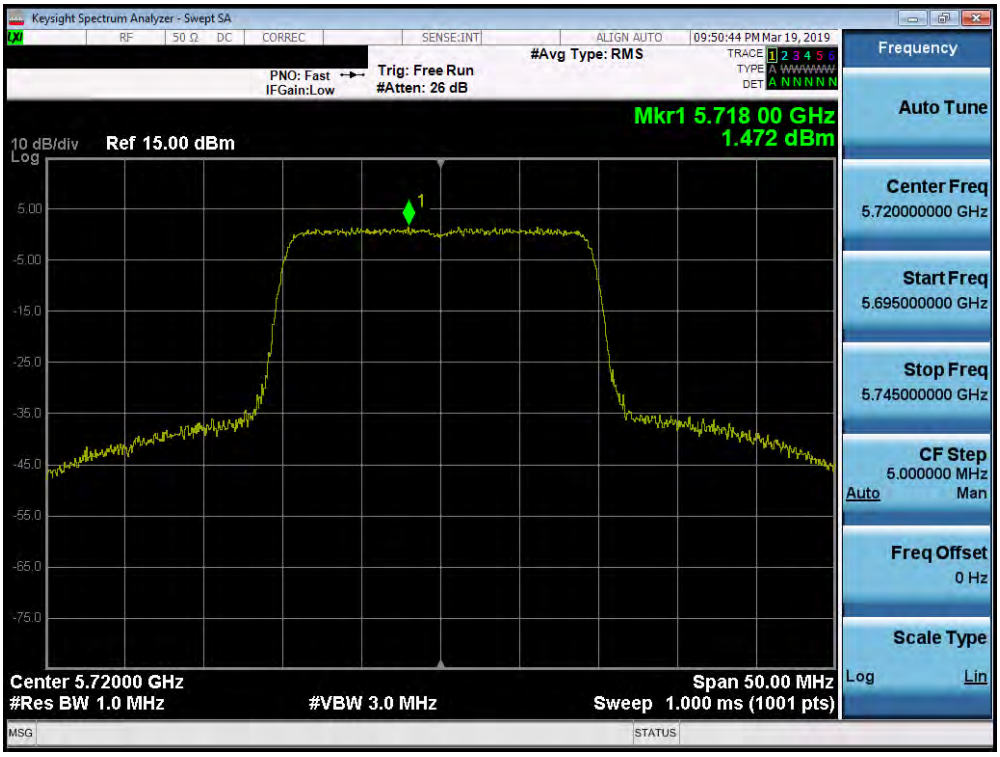

Plot 7-285. Power Spectral Density Plot MIMO ANT1 (20MHz BW 802.11ax – 242 Tones (UNII Band 2C) – Ch. 144)

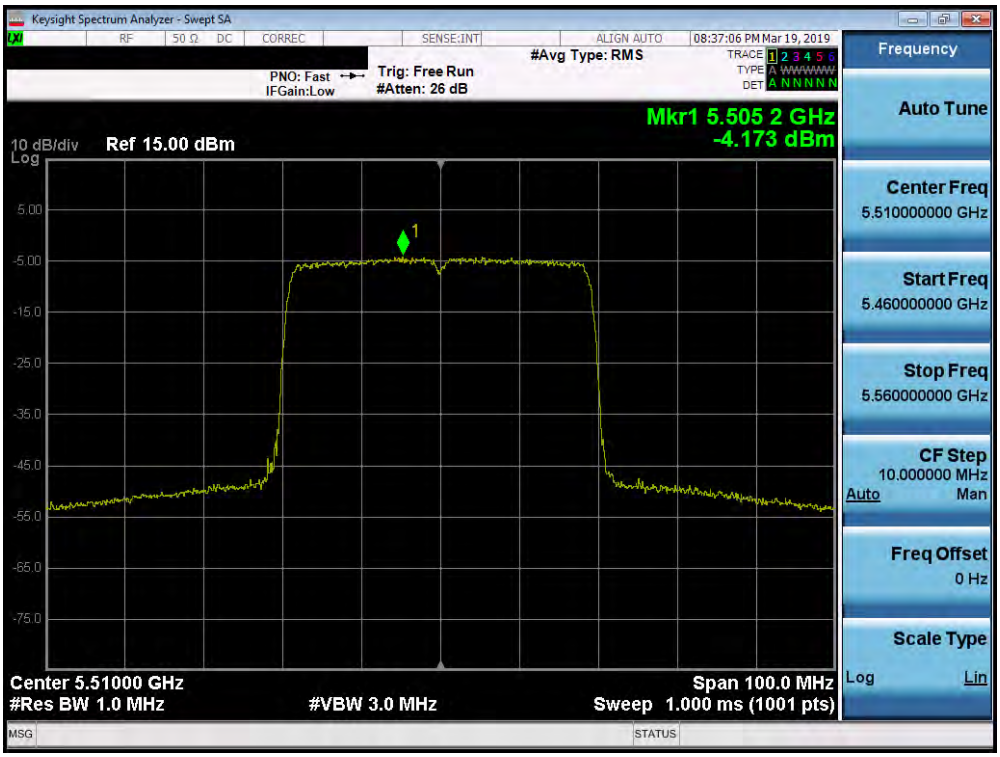

Plot 7-286. Power Spectral Density Plot MIMO ANT1 (40MHz BW 802.11ax – 484 Tones (UNII Band 2C) – Ch. 102)

© 2019 PCTEST Engineering Laboratory, Inc. V 9.0 02/01/2019
All rights reserved. Unless otherwise specified, no part of this report may be reproduced or utilized in any part, form or by any means, electronic or mechanical, including photocopying and microfilm, without permission in writing from PCTEST Engineering Laboratory, Inc. If you have any questions about this international copyright or have an enquiry about obtaining additional rights to this report or assembly of contents thereof, please contact INFO@PCTEST.COM.

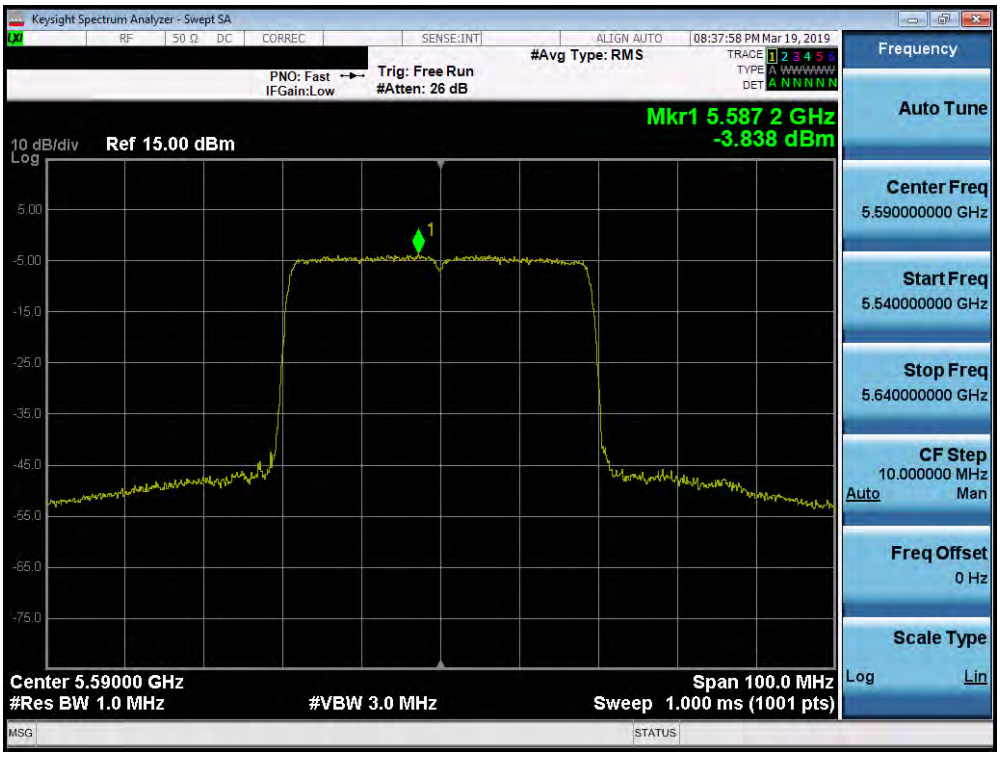

Plot 7-287. Power Spectral Density Plot MIMO ANT1 (40MHz BW 802.11ax – 484 Tones (UNII Band 2C) – Ch. 118)

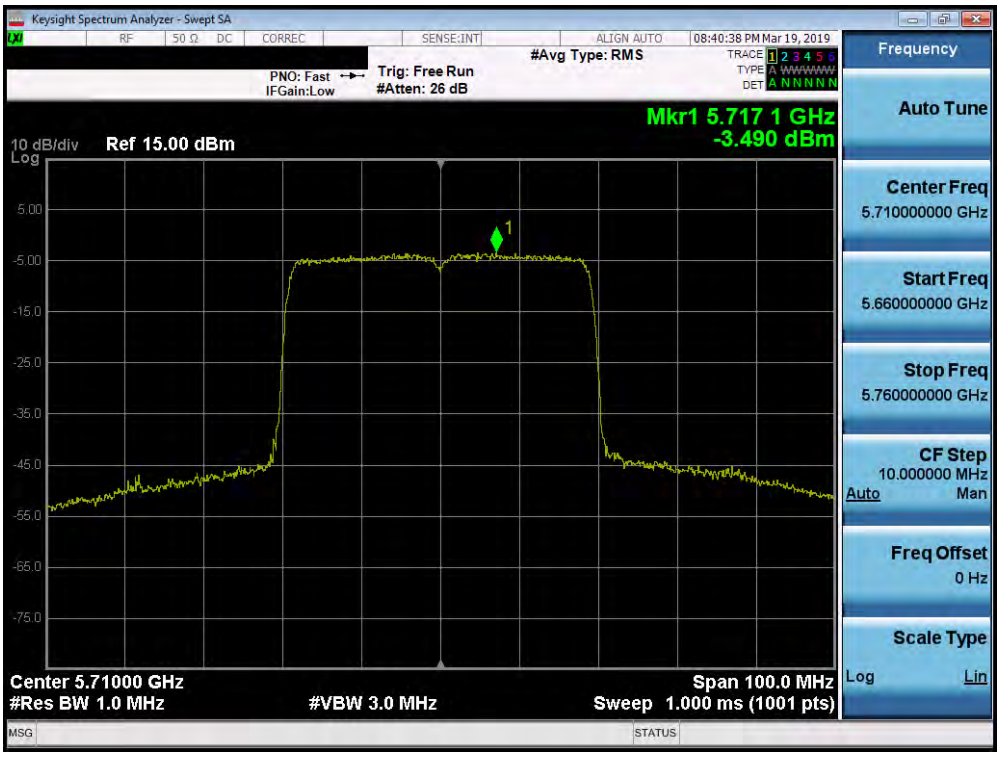

Plot 7-288. Power Spectral Density Plot MIMO ANT1 (40MHz BW 802.11ax – 484 Tones (UNII Band 2C) – Ch. 142)

© 2019 PCTEST Engineering Laboratory, Inc. V 9.0 02/01/2019
All rights reserved. Unless otherwise specified, no part of this report may be reproduced or utilized in any part, form or by any means, electronic or mechanical, including photocopying and microfilm, without permission in writing from PCTEST Engineering Laboratory, Inc. If you have any questions about this international copyright or have an enquiry about obtaining additional rights to this report or assembly of contents thereof, please contact INFO@PCTEST.COM.

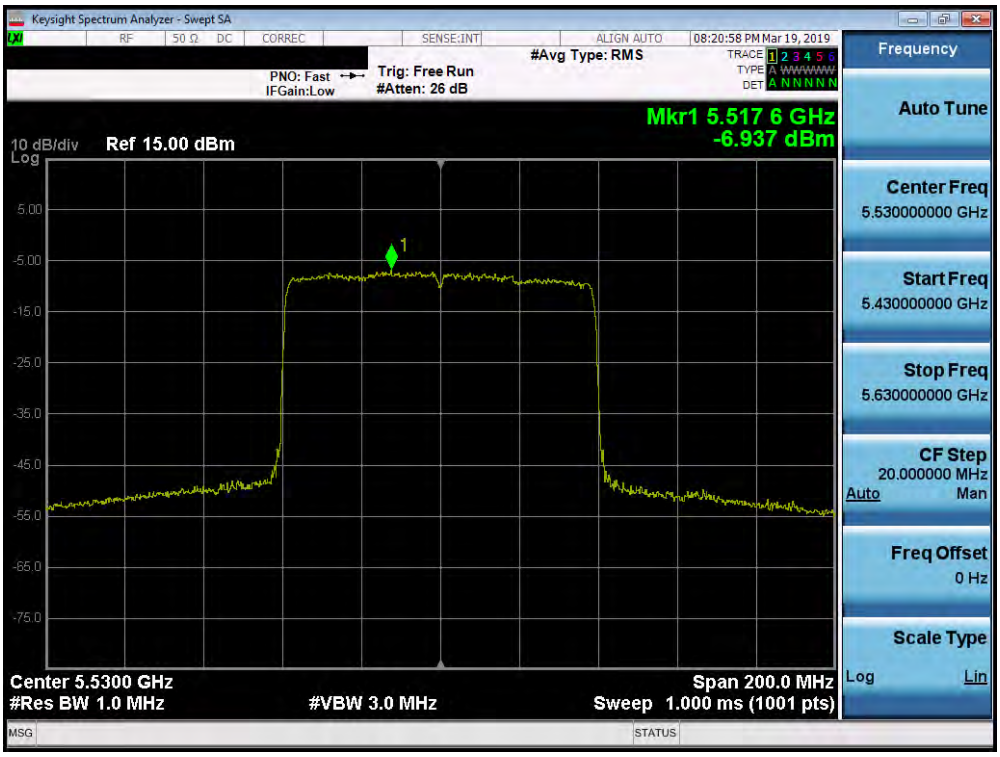

Plot 7-289. Power Spectral Density Plot MIMO ANT1 (80MHz BW 802.11ax – 996 Tones (UNII Band 2C) – Ch. 106)

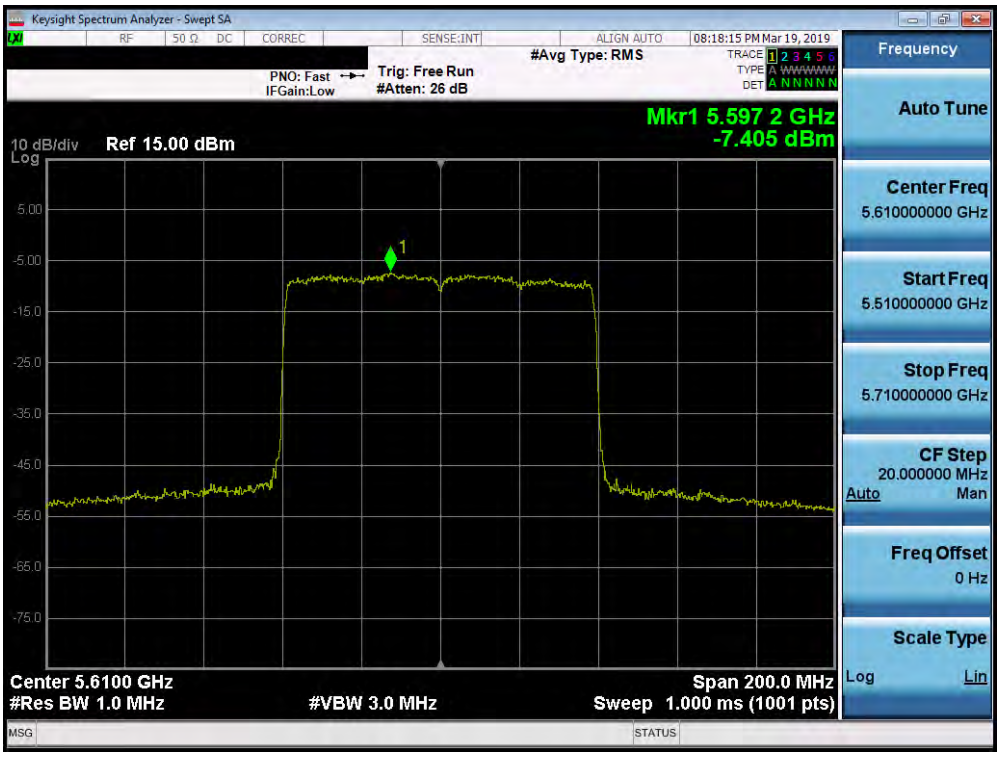

Plot 7-290. Power Spectral Density Plot MIMO ANT1 (80MHz BW 802.11ax – 996 Tones (UNII Band 2C) – Ch. 122)

© 2019 PCTEST Engineering Laboratory, Inc. V 9.0 02/01/2019
All rights reserved. Unless otherwise specified, no part of this report may be reproduced or utilized in any part, form or by any means, electronic or mechanical, including photocopying and microfilm, without permission in writing from PCTEST Engineering Laboratory, Inc. If you have any questions about this international copyright or have an enquiry about obtaining additional rights to this report or assembly of contents thereof, please contact INFO@PCTEST.COM.

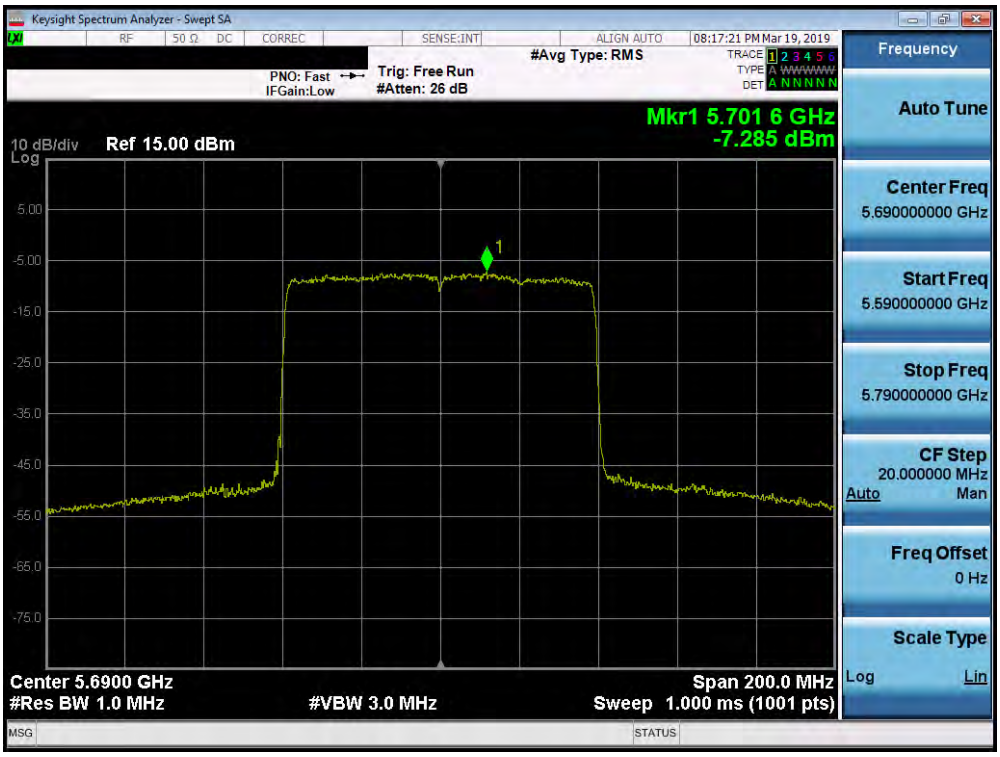

Plot 7-291. Power Spectral Density Plot MIMO ANT1 (80MHz BW 802.11ax – 996 Tones (UNII Band 2C) – Ch. 138)

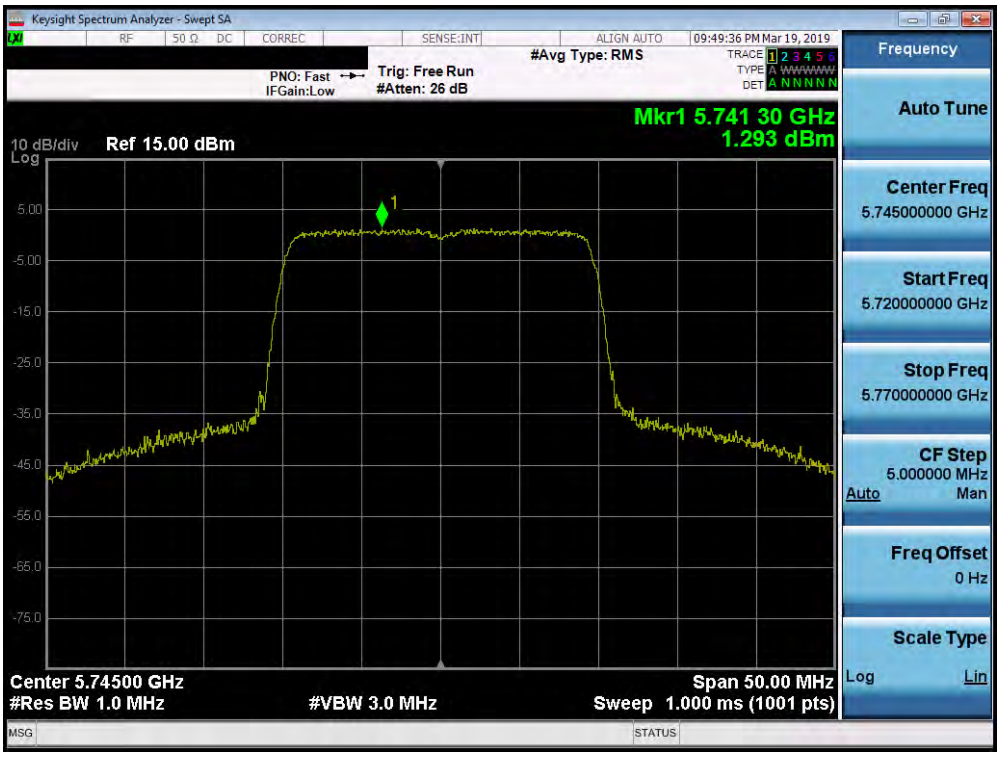

Plot 7-292. Power Spectral Density Plot MIMO ANT1 (20MHz BW 802.11ax – 242 Tones (UNII Band 3) – Ch. 149)

© 2019 PCTEST Engineering Laboratory, Inc. V 9.0 02/01/2019
All rights reserved. Unless otherwise specified, no part of this report may be reproduced or utilized in any part, form or by any means, electronic or mechanical, including photocopying and microfilm, without permission in writing from PCTEST Engineering Laboratory, Inc. If you have any questions about this international copyright or have an enquiry about obtaining additional rights to this report or assembly of contents thereof, please contact INFO@PCTEST.COM.

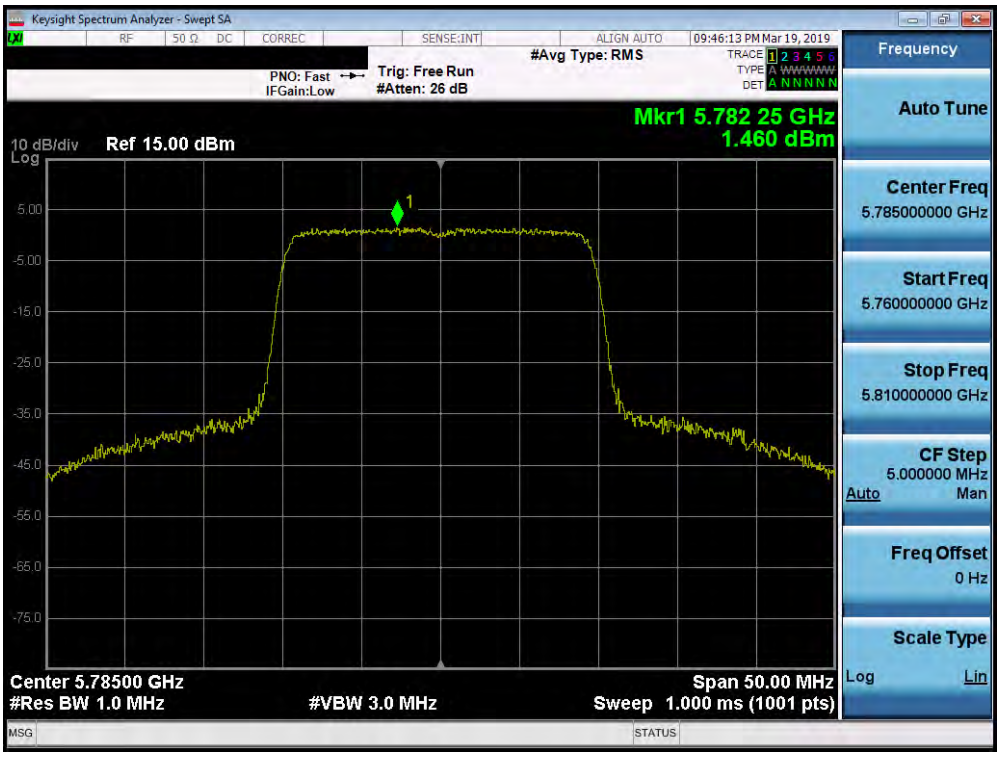

Plot 7-293. Power Spectral Density Plot MIMO ANT1 (20MHz BW 802.11ax – 242 Tones (UNII Band 3) – Ch. 157)

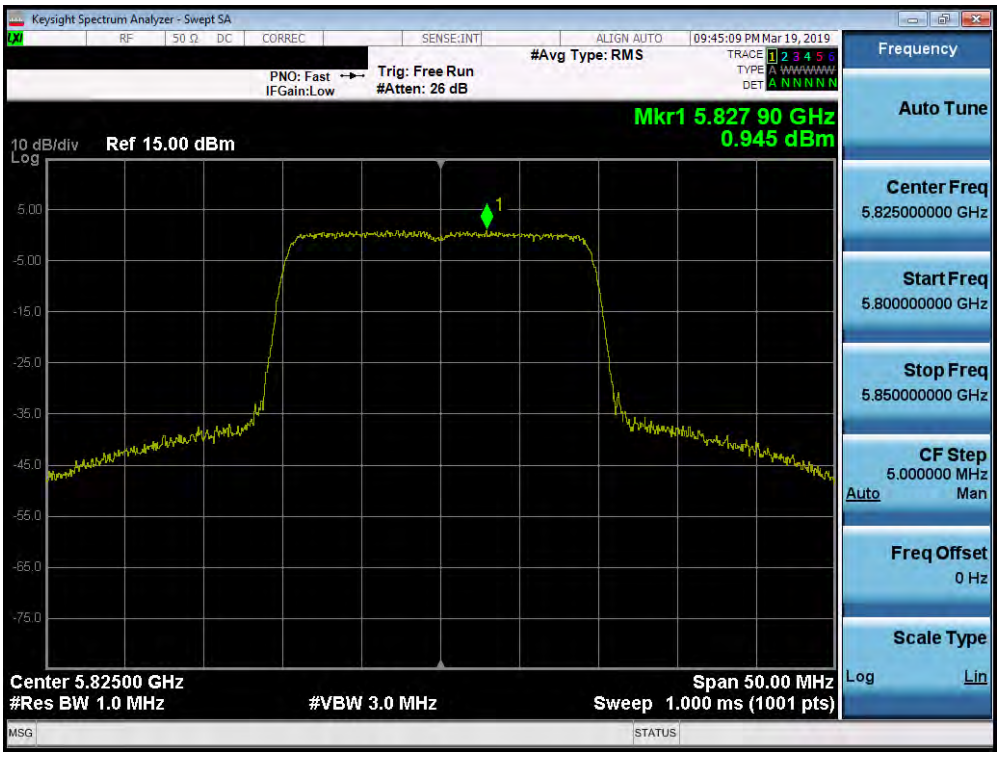

Plot 7-294. Power Spectral Density Plot MIMO ANT1 (20MHz BW 802.11ax – 242 Tones (UNII Band 3) – Ch. 165)

© 2019 PCTEST Engineering Laboratory, Inc. V 9.0 02/01/2019
All rights reserved. Unless otherwise specified, no part of this report may be reproduced or utilized in any part, form or by any means, electronic or mechanical, including photocopying and microfilm, without permission in writing from PCTEST Engineering Laboratory, Inc. If you have any questions about this international copyright or have an enquiry about obtaining additional rights to this report or assembly of contents thereof, please contact INFO@PCTEST.COM.

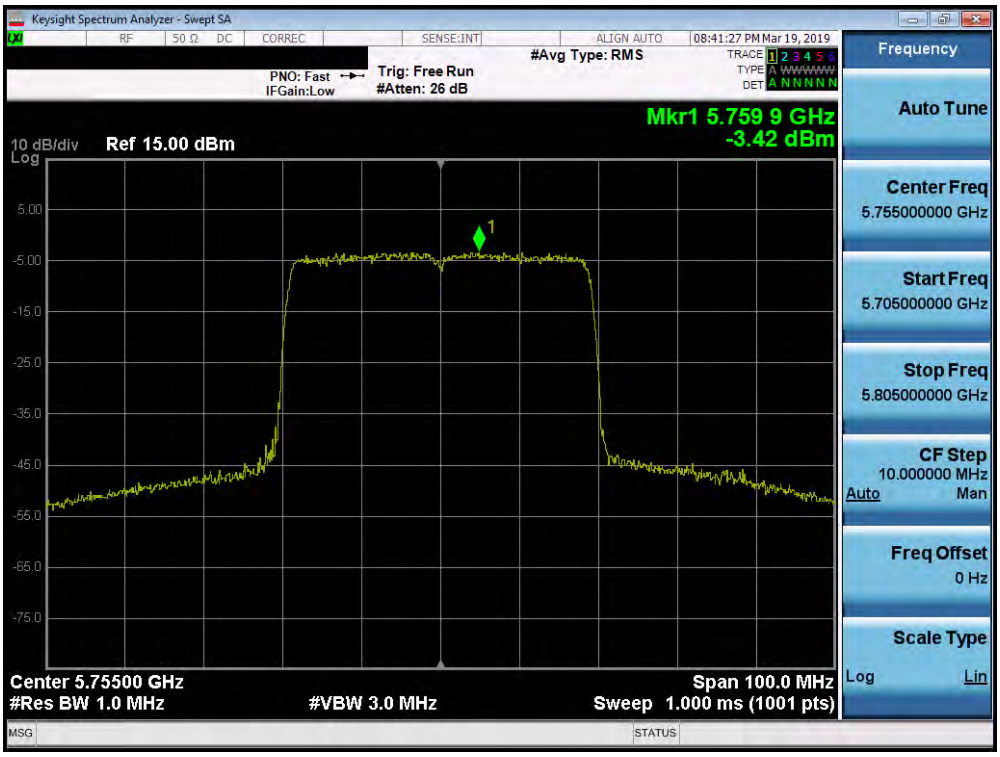

Plot 7-295. Power Spectral Density Plot MIMO ANT1 (40MHz BW 802.11ax – 484 Tones (UNII Band 3) – Ch. 151)

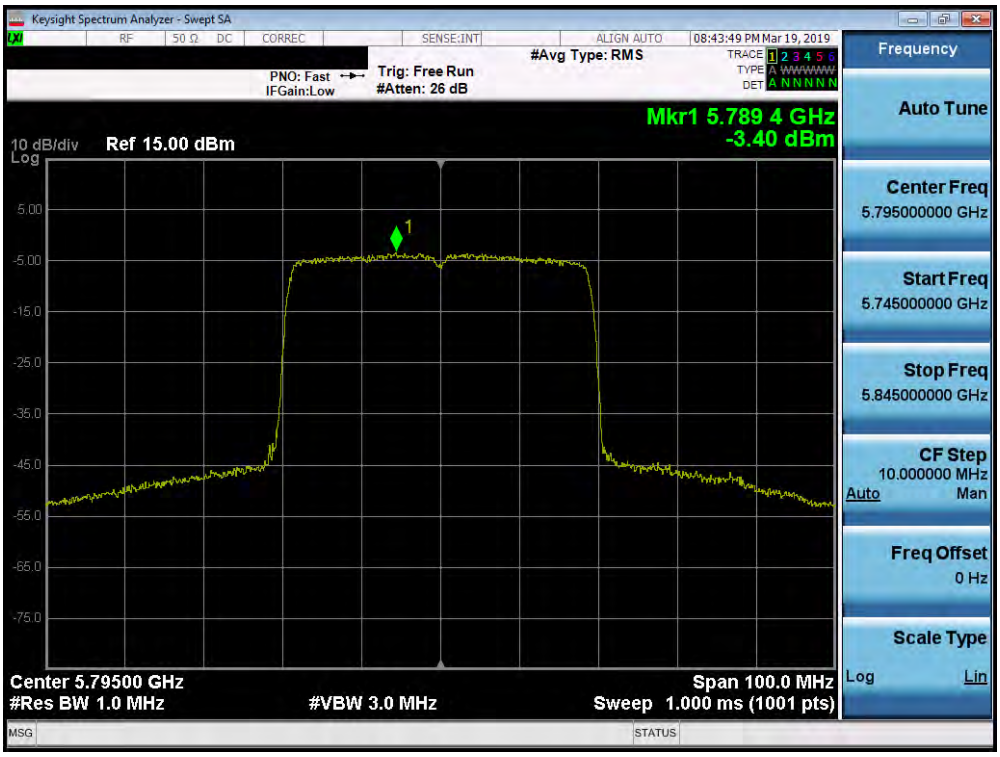

Plot 7-296. Power Spectral Density Plot MIMO ANT1 (40MHz BW 802.11ax – 484 Tones (UNII Band 3) – Ch. 159)

© 2019 PCTEST Engineering Laboratory, Inc. V 9.0 02/01/2019
All rights reserved. Unless otherwise specified, no part of this report may be reproduced or utilized in any part, form or by any means, electronic or mechanical, including photocopying and microfilm, without permission in writing from PCTEST Engineering Laboratory, Inc. If you have any questions about this international copyright or have an enquiry about obtaining additional rights to this report or assembly of contents thereof, please contact INFO@PCTEST.COM.

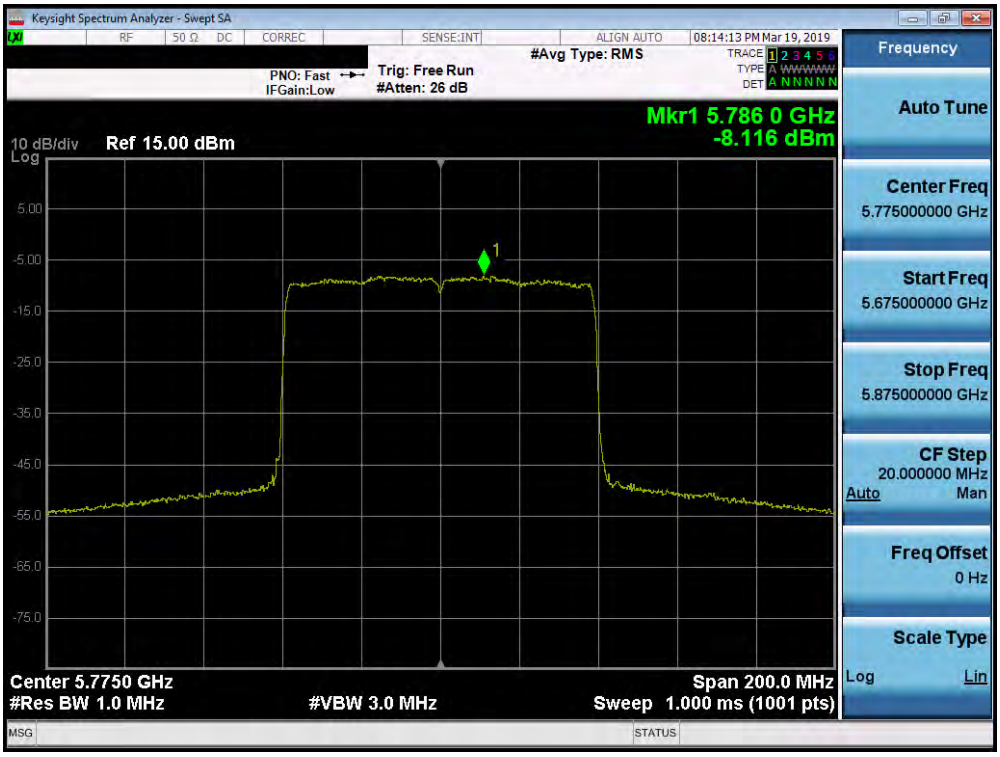

Plot 7-297. Power Spectral Density Plot MIMO ANT1 (80MHz BW 802.11ax – 996 Tones (UNII Band 3) – Ch. 155)

© 2019 PCTEST Engineering Laboratory, Inc. V 9.0 02/01/2019

All rights reserved. Unless otherwise specified, no part of this report may be reproduced or utilized in any part, form or by any means, electronic or mechanical, including photocopying and microfilm, without permission in writing from PCTEST Engineering Laboratory, Inc. If you have any questions about this international copyright or have an enquiry about obtaining additional rights to this report or assembly of contents thereof, please contact INFO@PCTEST.COM.

MIMO Antenna-2 Power Spectral Density Measurements (Full Tones)

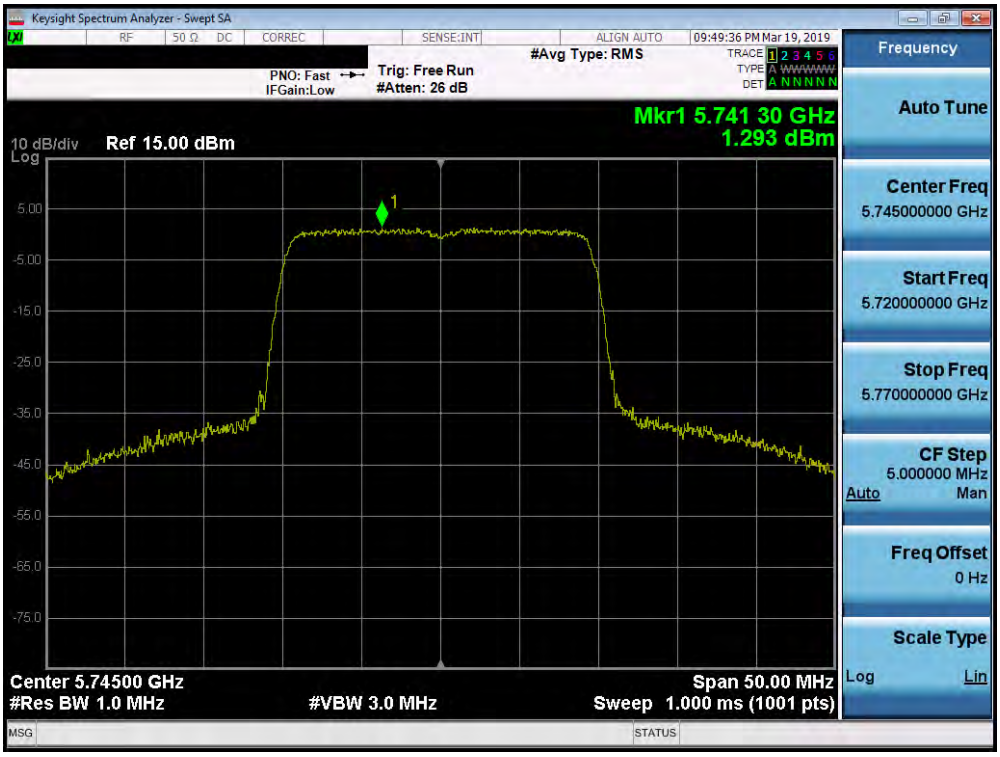

Plot 7-298. Power Spectral Density Plot MIMO ANT2 (20MHz BW 802.11ax – 242 Tones (UNII Band 1) – Ch. 36)

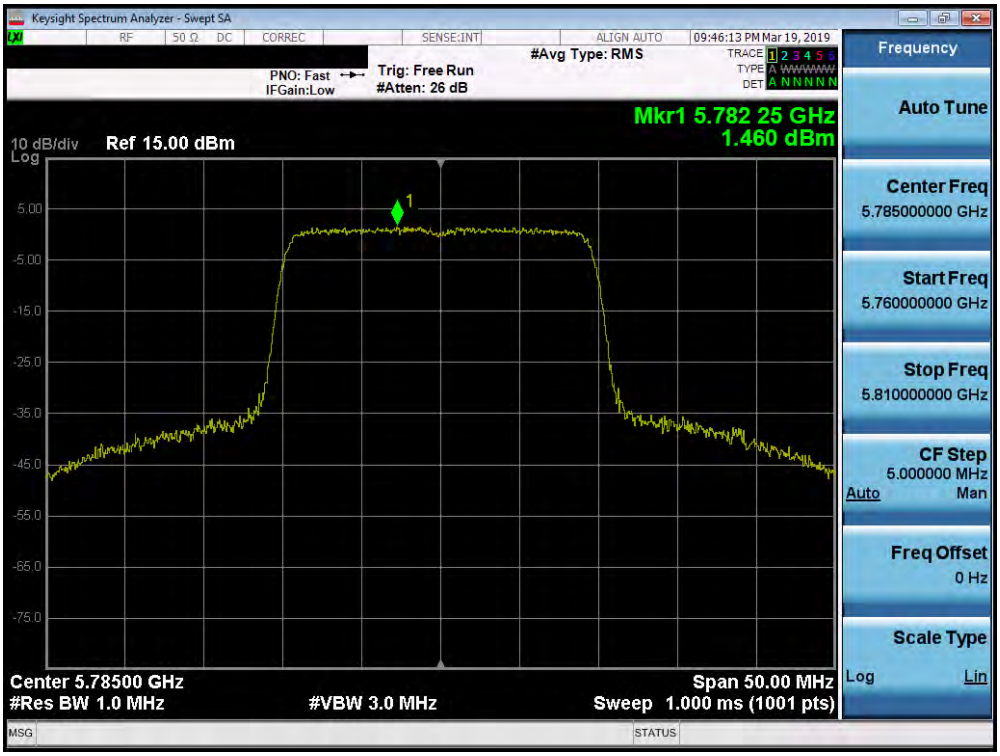

Plot 7-299. Power Spectral Density Plot MIMO ANT2 (20MHz BW 802.11ax – 242 Tones (UNII Band 1) – Ch. 40)

© 2019 PCTEST Engineering Laboratory, Inc. V 9.0 02/01/2019
All rights reserved. Unless otherwise specified, no part of this report may be reproduced or utilized in any part, form or by any means, electronic or mechanical, including photocopying and microfilm, without permission in writing from PCTEST Engineering Laboratory, Inc. If you have any questions about this international copyright or have an enquiry about obtaining additional rights to this report or assembly of contents thereof, please contact INFO@PCTEST.COM.

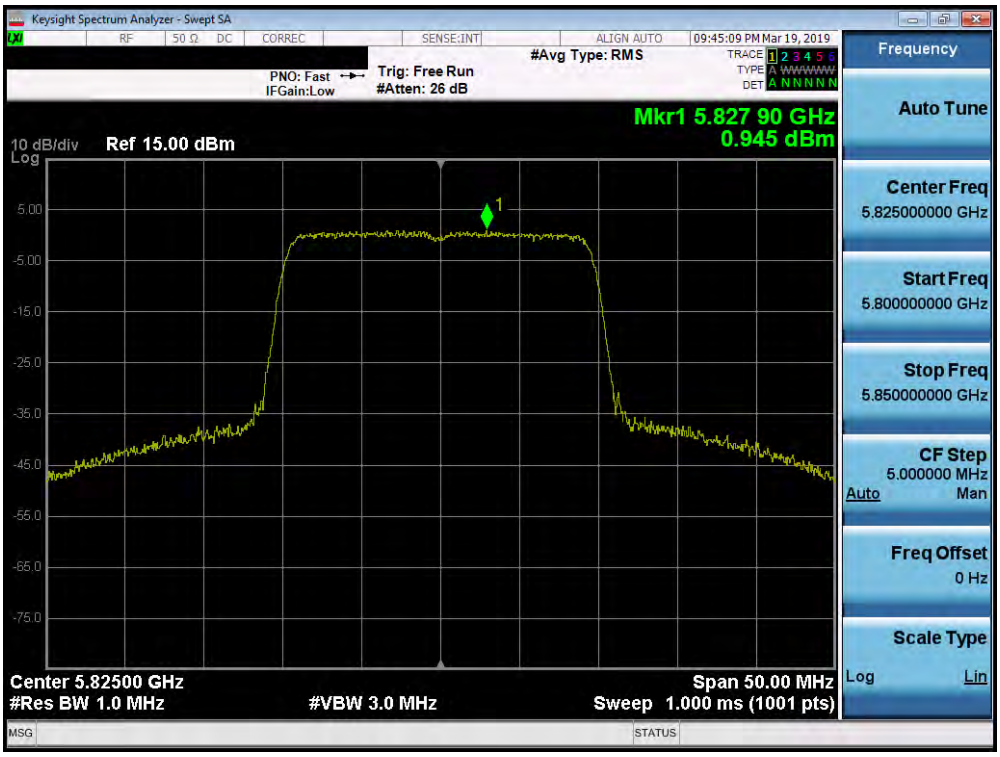

Plot 7-300. Power Spectral Density Plot MIMO ANT2 (20MHz BW 802.11ax – 242 Tones (UNII Band 1) – Ch. 48)

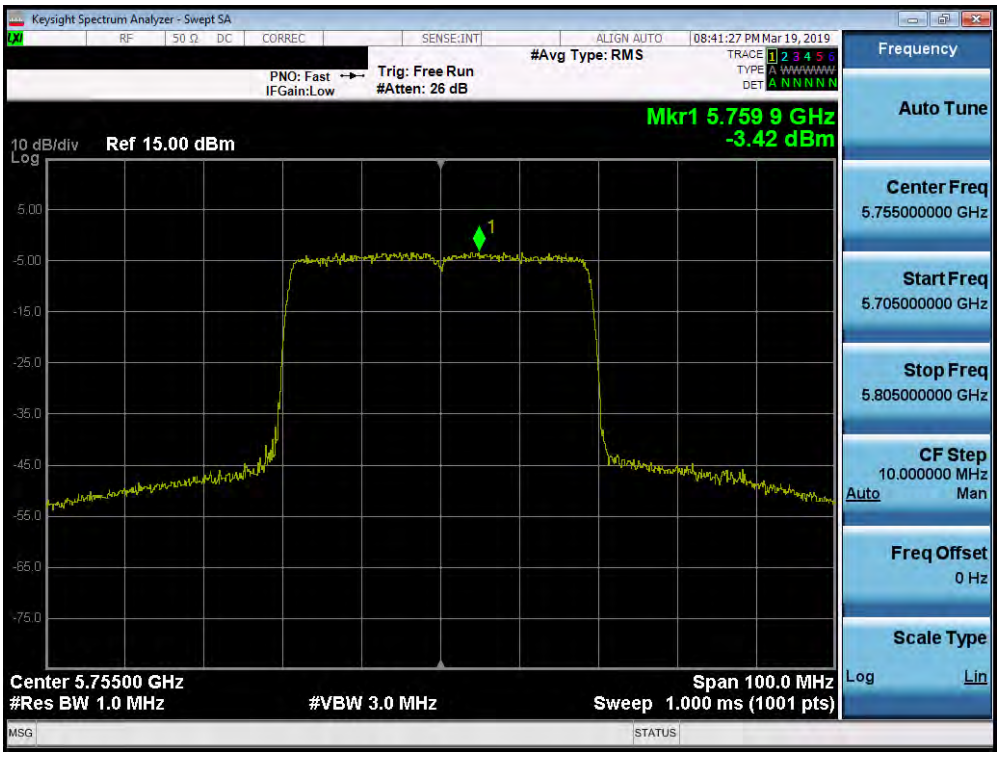

Plot 7-301. Power Spectral Density Plot MIMO ANT2 (40MHz BW 802.11ax – 484 Tones (UNII Band 1) – Ch. 38)

© 2019 PCTEST Engineering Laboratory, Inc. V 9.0 02/01/2019
All rights reserved. Unless otherwise specified, no part of this report may be reproduced or utilized in any part, form or by any means, electronic or mechanical, including photocopying and microfilm, without permission in writing from PCTEST Engineering Laboratory, Inc. If you have any questions about this international copyright or have an enquiry about obtaining additional rights to this report or assembly of contents thereof, please contact INFO@PCTEST.COM.

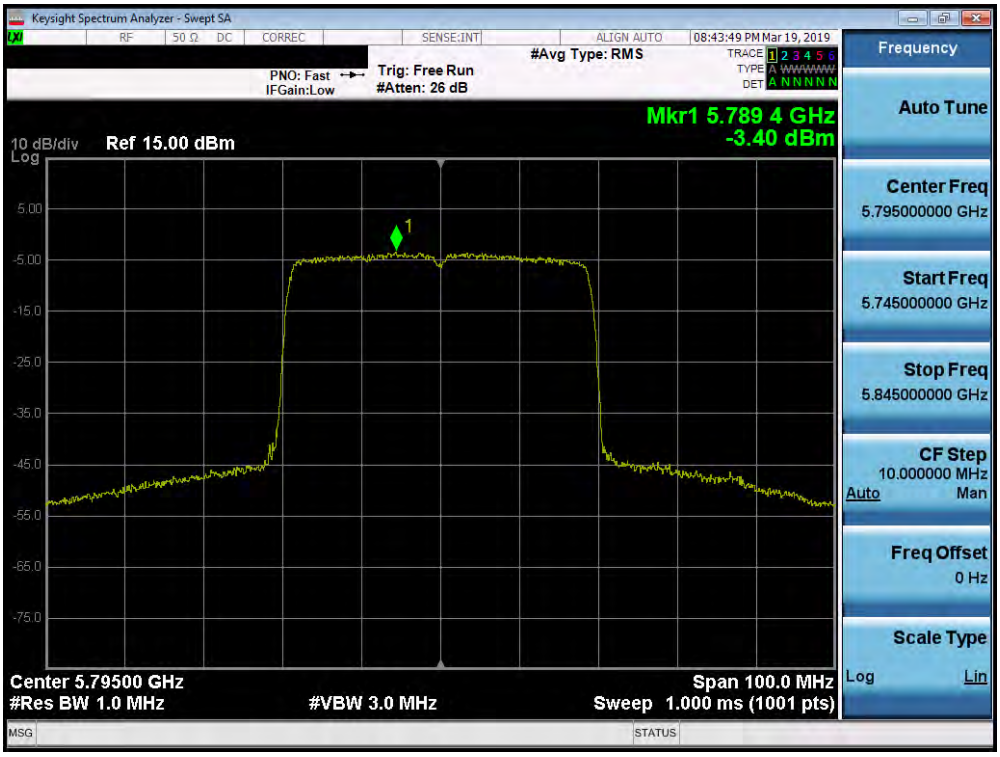

Plot 7-302. Power Spectral Density Plot MIMO ANT2 (40MHz BW 802.11ax – 484 Tones (UNII Band 1) – Ch. 46)

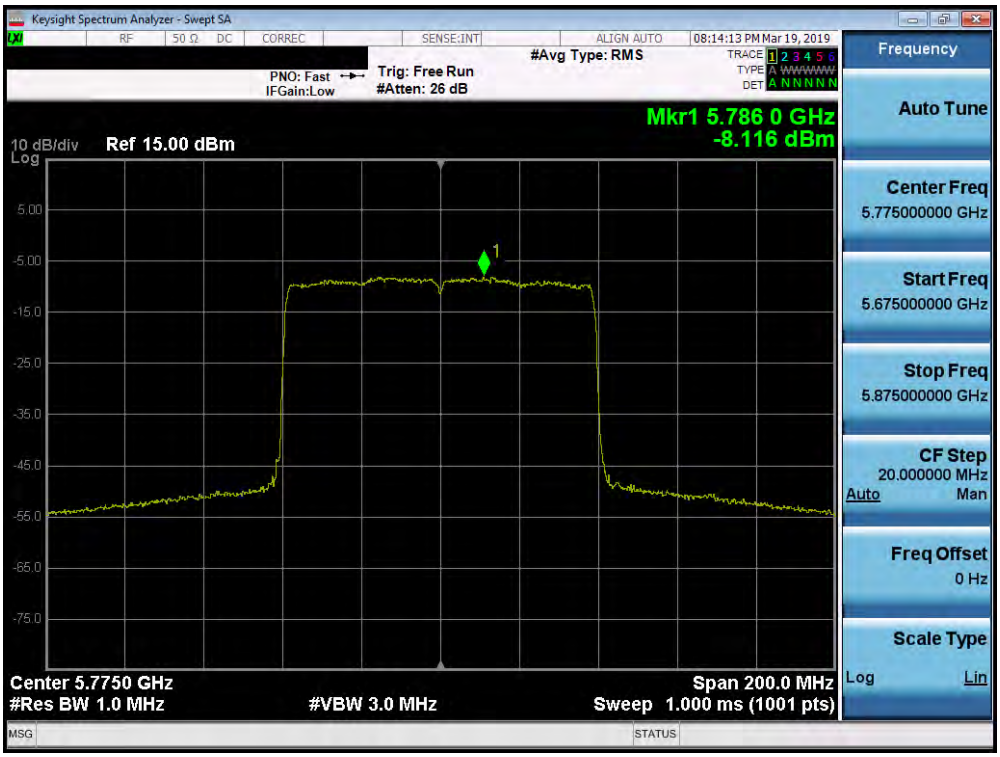

Plot 7-303. Power Spectral Density Plot MIMO ANT2 (80MHz BW 802.11ax – 996 Tones (UNII Band 1) – Ch. 42)

© 2019 PCTEST Engineering Laboratory, Inc. V 9.0 02/01/2019
All rights reserved. Unless otherwise specified, no part of this report may be reproduced or utilized in any part, form or by any means, electronic or mechanical, including photocopying and microfilm, without permission in writing from PCTEST Engineering Laboratory, Inc. If you have any questions about this international copyright or have an enquiry about obtaining additional rights to this report or assembly of contents thereof, please contact INFO@PCTEST.COM.

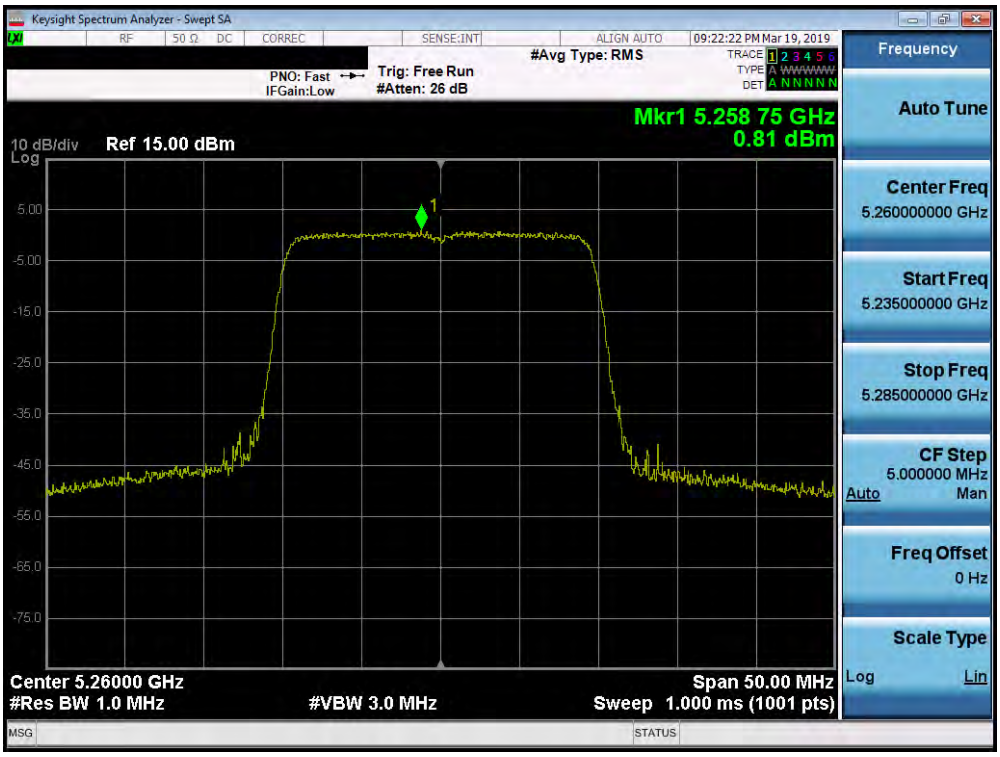

Plot 7-304. Power Spectral Density Plot MIMO ANT2 (20MHz BW 802.11ax – 242 Tones (UNII Band 2A) – Ch. 52)

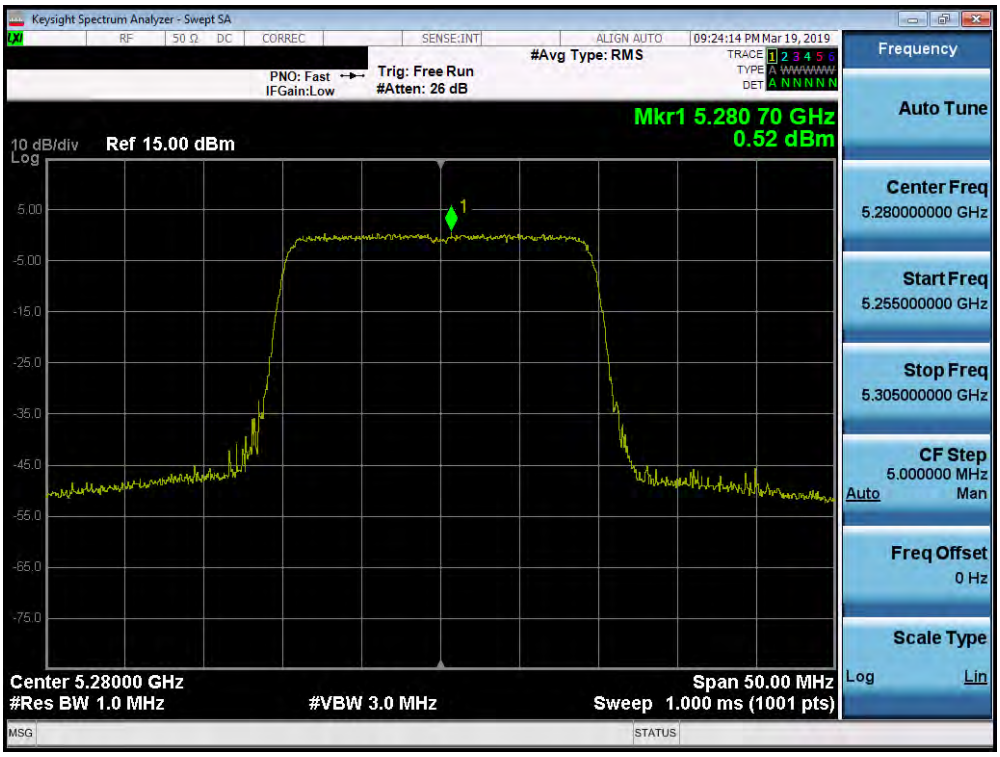

Plot 7-305. Power Spectral Density Plot MIMO ANT2 (20MHz BW 802.11ax – 242 Tones (UNII Band 2A) – Ch. 56)

© 2019 PCTEST Engineering Laboratory, Inc. V 9.0 02/01/2019
All rights reserved. Unless otherwise specified, no part of this report may be reproduced or utilized in any part, form or by any means, electronic or mechanical, including photocopying and microfilm, without permission in writing from PCTEST Engineering Laboratory, Inc. If you have any questions about this international copyright or have an enquiry about obtaining additional rights to this report or assembly of contents thereof, please contact INFO@PCTEST.COM.

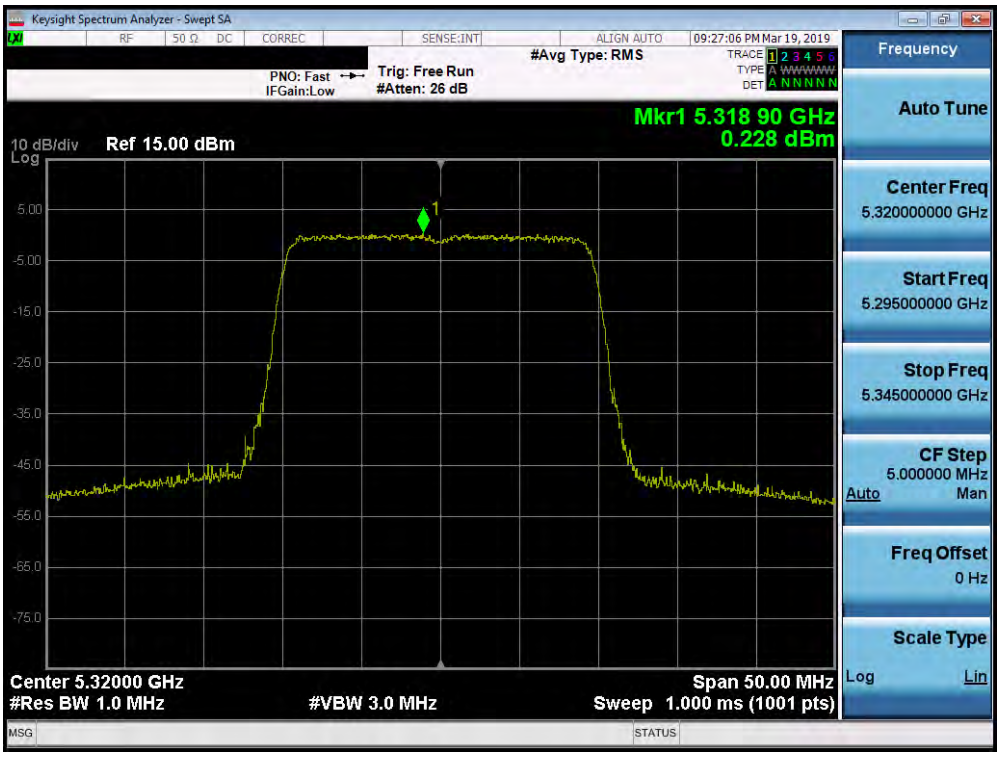

Plot 7-306. Power Spectral Density Plot MIMO ANT2 (20MHz BW 802.11ax – 242 Tones (UNII Band 2A) – Ch. 64)

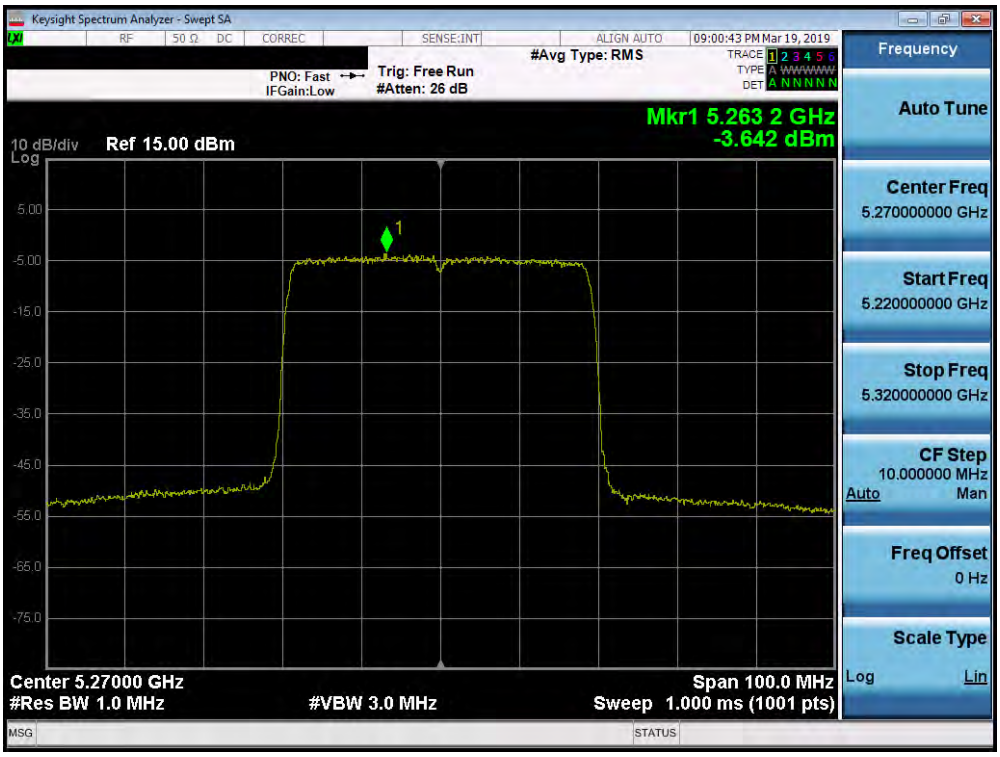

Plot 7-307. Power Spectral Density Plot MIMO ANT2 (40MHz BW 802.11ax – 484 Tones (UNII Band 2A) – Ch. 54)

© 2019 PCTEST Engineering Laboratory, Inc. V 9.0 02/01/2019
All rights reserved. Unless otherwise specified, no part of this report may be reproduced or utilized in any part, form or by any means, electronic or mechanical, including photocopying and microfilm, without permission in writing from PCTEST Engineering Laboratory, Inc. If you have any questions about this international copyright or have an enquiry about obtaining additional rights to this report or assembly of contents thereof, please contact INFO@PCTEST.COM.

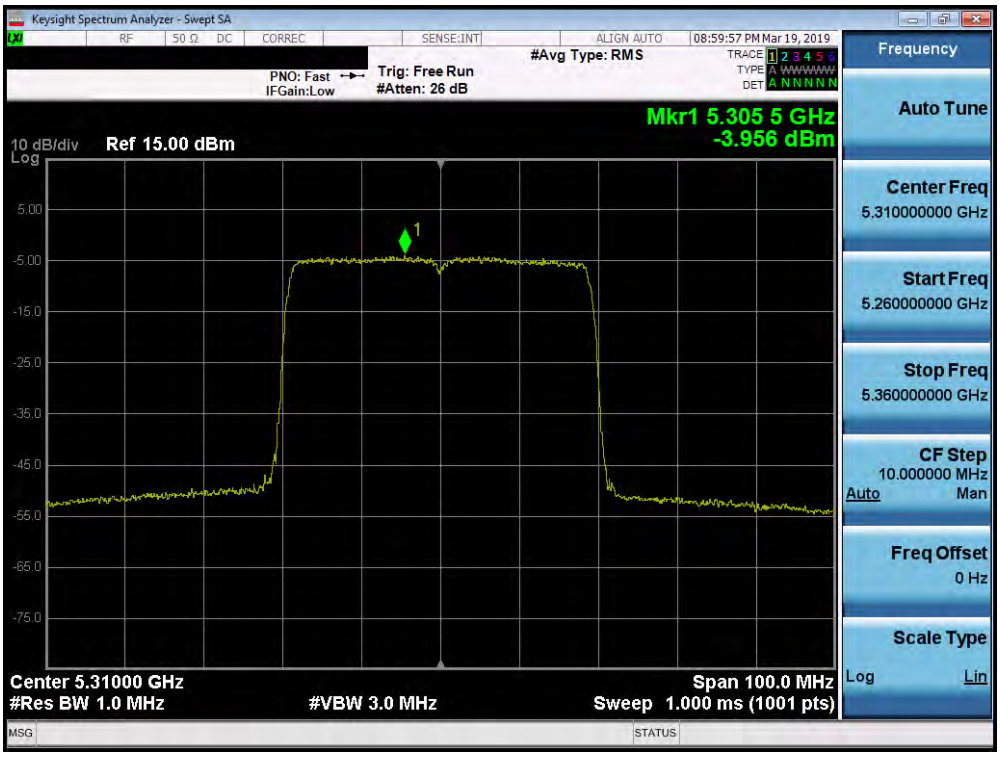

Plot 7-308. Power Spectral Density Plot MIMO ANT2 (40MHz BW 802.11ax – 484 Tones (UNII Band 2A) – Ch. 62)

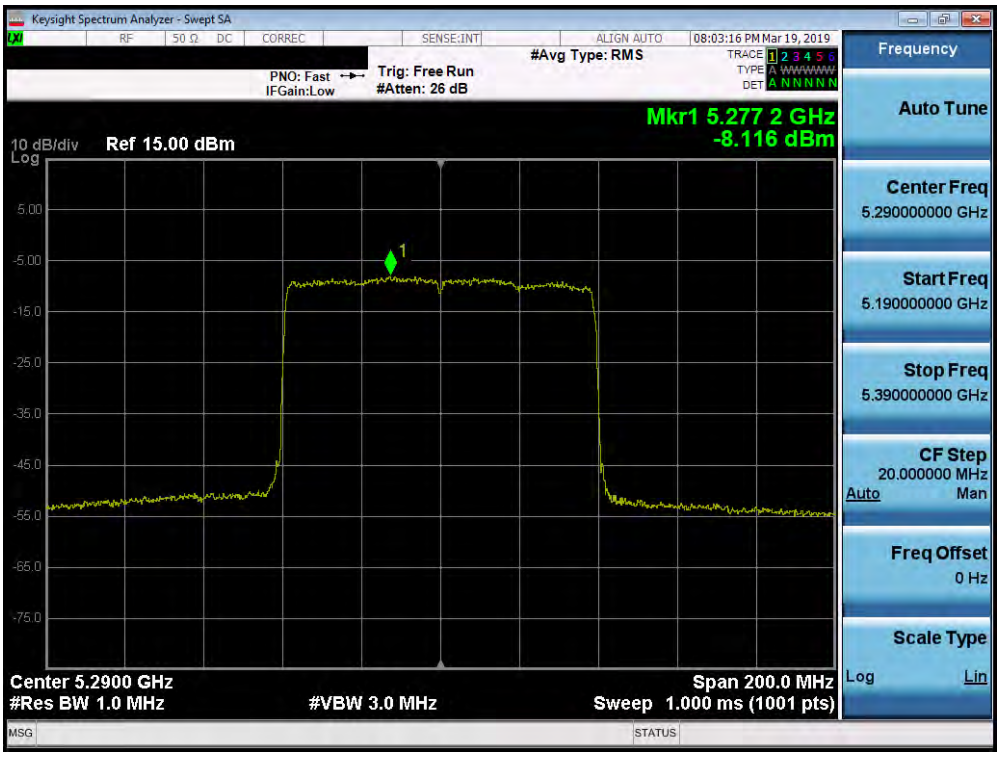

Plot 7-309. Power Spectral Density Plot MIMO ANT2 (80MHz BW 802.11ax – 996 Tones (UNII Band 2A) – Ch. 58)

© 2019 PCTEST Engineering Laboratory, Inc. V 9.0 02/01/2019
All rights reserved. Unless otherwise specified, no part of this report may be reproduced or utilized in any part, form or by any means, electronic or mechanical, including photocopying and microfilm, without permission in writing from PCTEST Engineering Laboratory, Inc. If you have any questions about this international copyright or have an enquiry about obtaining additional rights to this report or assembly of contents thereof, please contact INFO@PCTEST.COM.

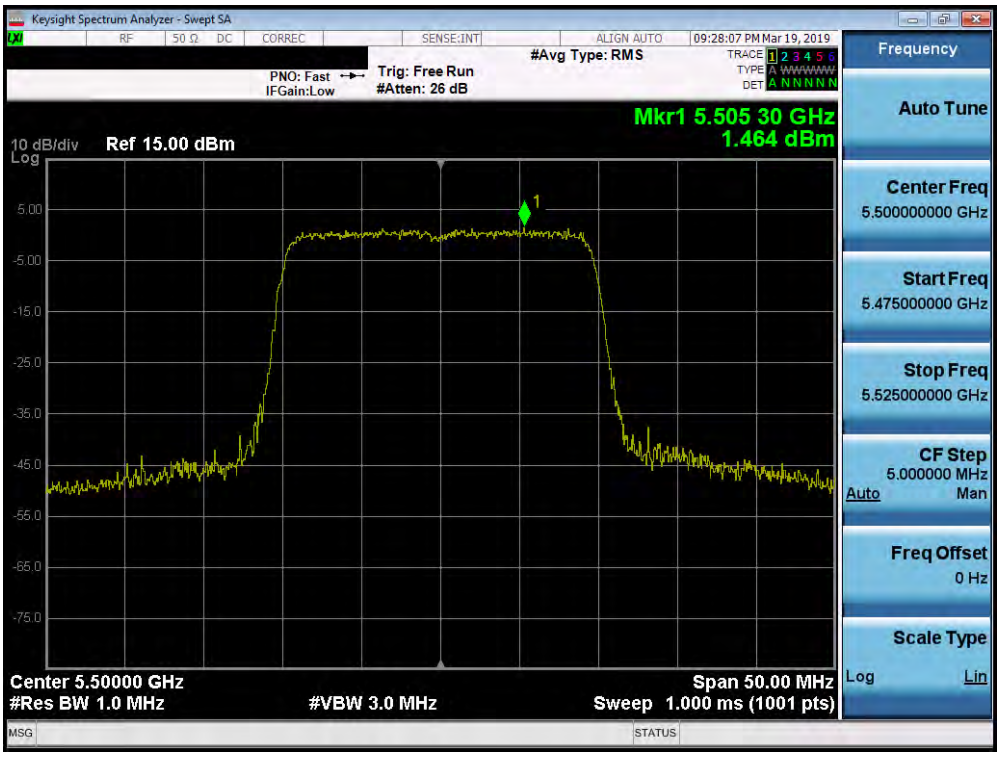

Plot 7-310. Power Spectral Density Plot MIMO ANT2 (20MHz BW 802.11ax – 242 Tones (UNII Band 2C) – Ch. 100)

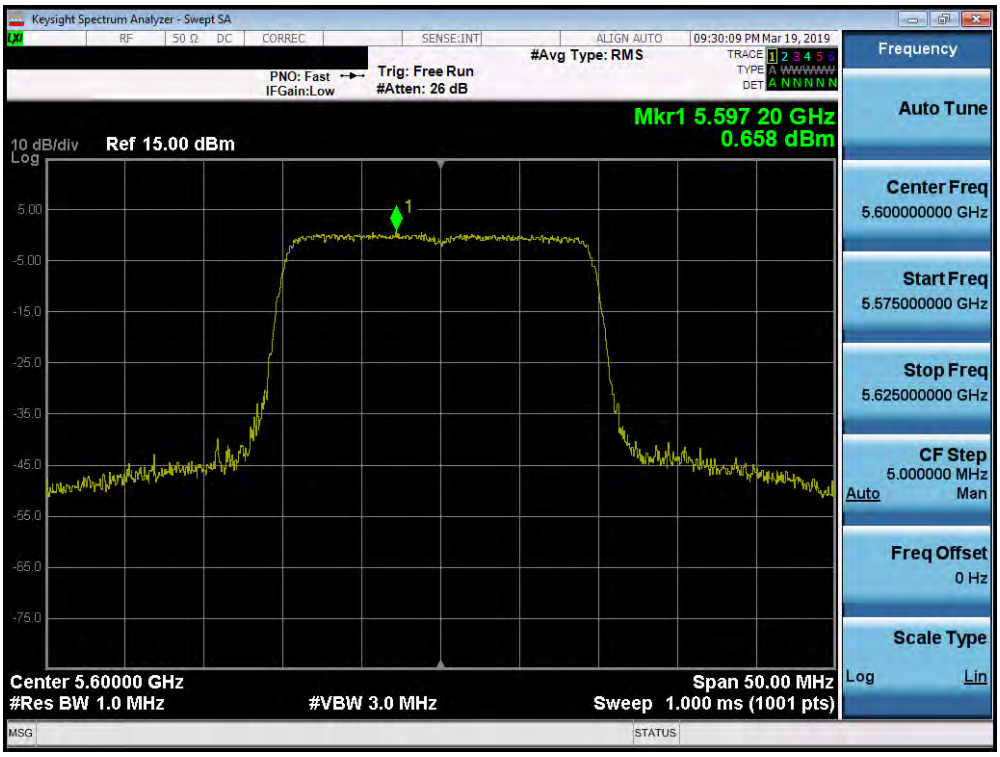

Plot 7-311. Power Spectral Density Plot MIMO ANT2 (20MHz BW 802.11ax – 242 Tones (UNII Band 2C) – Ch. 120)

© 2019 PCTEST Engineering Laboratory, Inc. V 9.0 02/01/2019
All rights reserved. Unless otherwise specified, no part of this report may be reproduced or utilized in any part, form or by any means, electronic or mechanical, including photocopying and microfilm, without permission in writing from PCTEST Engineering Laboratory, Inc. If you have any questions about this international copyright or have an enquiry about obtaining additional rights to this report or assembly of contents thereof, please contact INFO@PCTEST.COM.

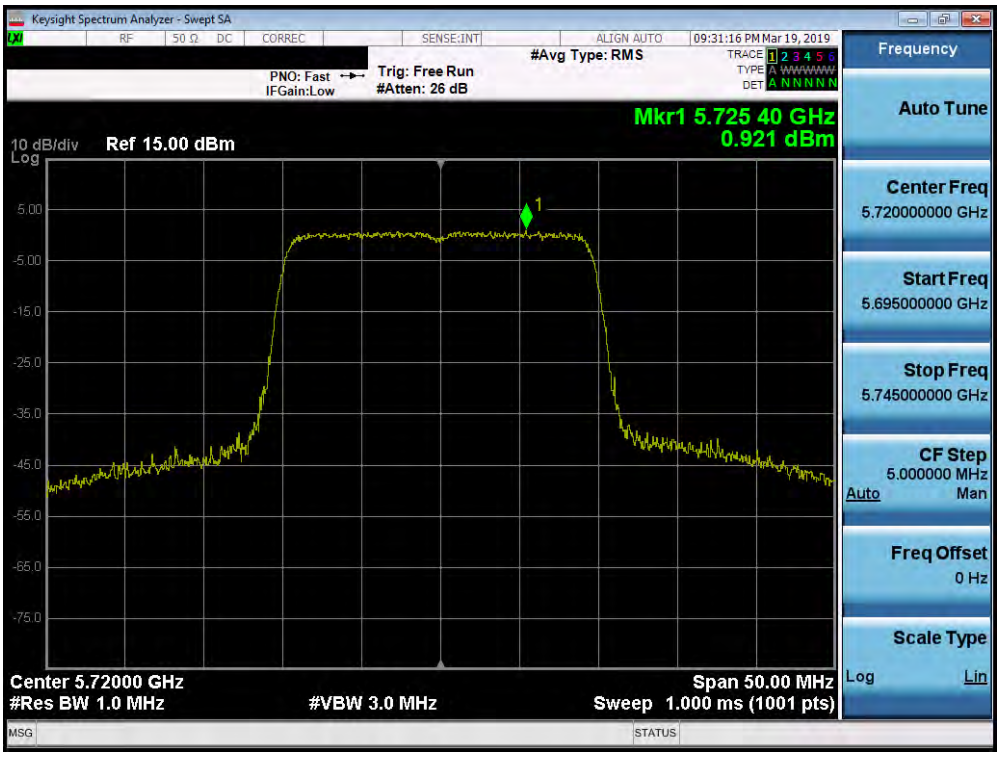

Plot 7-312. Power Spectral Density Plot MIMO ANT2 (20MHz BW 802.11ax – 242 Tones (UNII Band 2C) – Ch. 144)

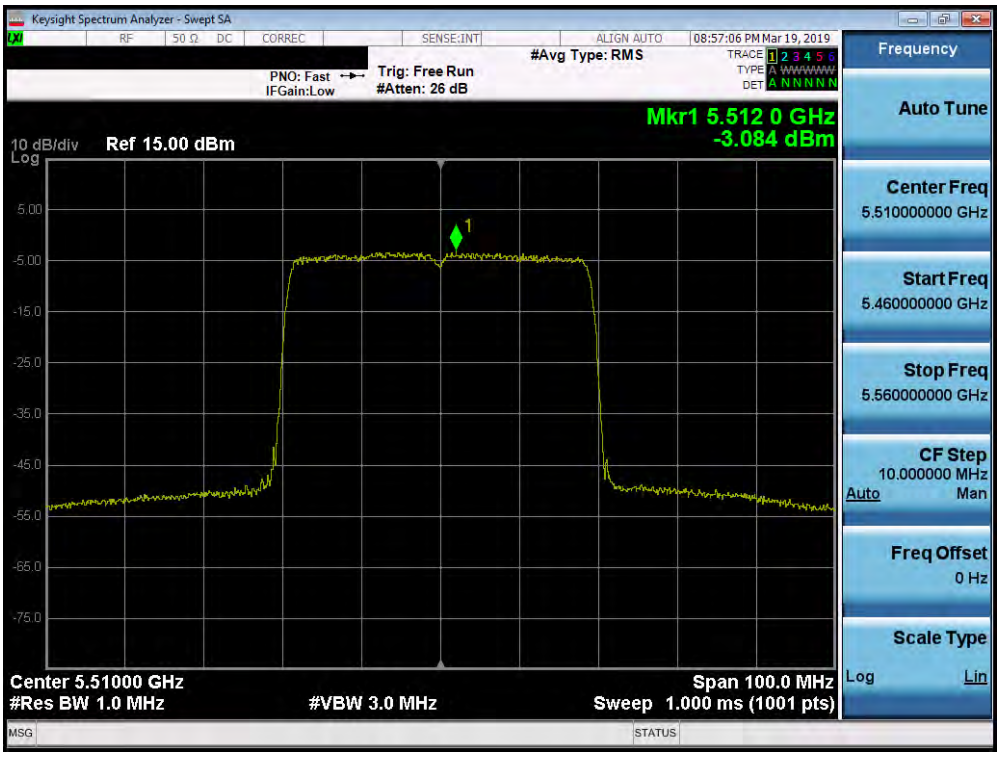

Plot 7-313. Power Spectral Density Plot MIMO ANT2 (40MHz BW 802.11ax – 484 Tones (UNII Band 2C) – Ch. 102)

© 2019 PCTEST Engineering Laboratory, Inc. V 9.0 02/01/2019
All rights reserved. Unless otherwise specified, no part of this report may be reproduced or utilized in any part, form or by any means, electronic or mechanical, including photocopying and microfilm, without permission in writing from PCTEST Engineering Laboratory, Inc. If you have any questions about this international copyright or have an enquiry about obtaining additional rights to this report or assembly of contents thereof, please contact INFO@PCTEST.COM.

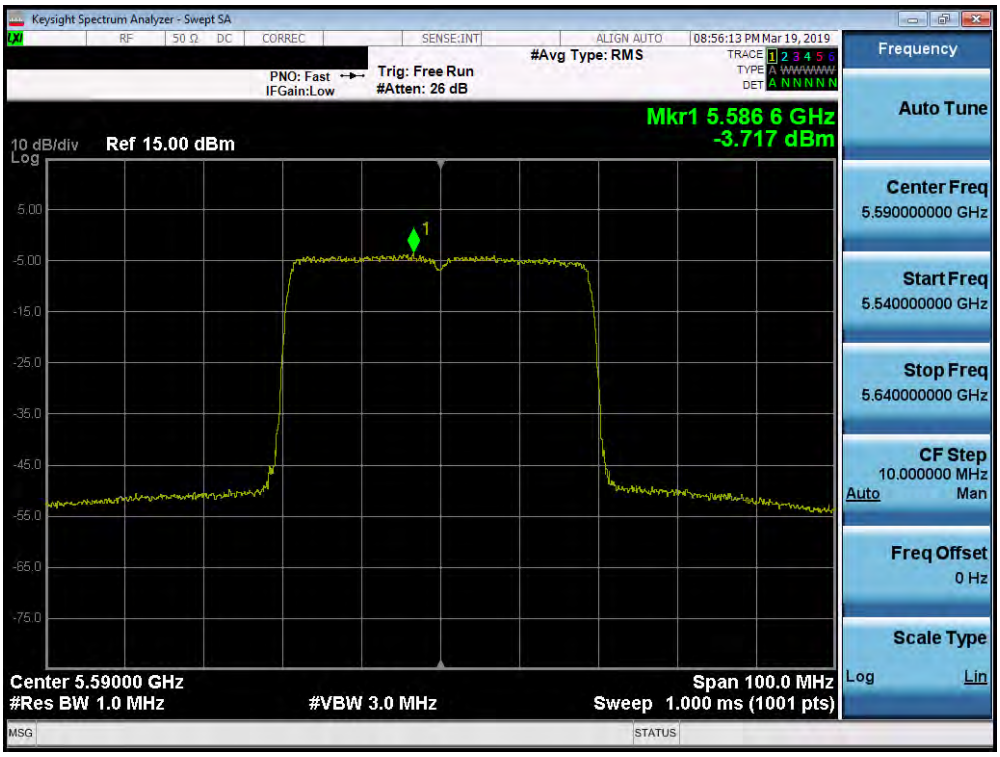

Plot 7-314. Power Spectral Density Plot MIMO ANT2 (40MHz BW 802.11ax – 484 Tones (UNII Band 2C) – Ch. 118)

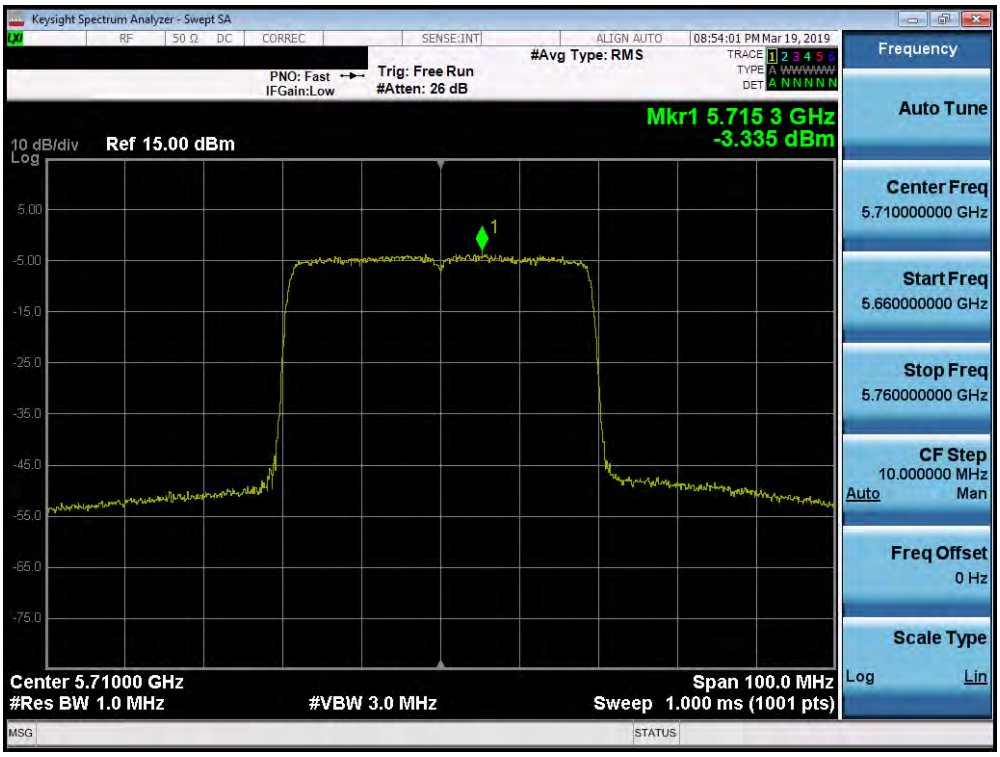

Plot 7-315. Power Spectral Density Plot MIMO ANT2 (40MHz BW 802.11ax – 484 Tones (UNII Band 2C) – Ch. 142)

© 2019 PCTEST Engineering Laboratory, Inc. V 9.0 02/01/2019
All rights reserved. Unless otherwise specified, no part of this report may be reproduced or utilized in any part, form or by any means, electronic or mechanical, including photocopying and microfilm, without permission in writing from PCTEST Engineering Laboratory, Inc. If you have any questions about this international copyright or have an enquiry about obtaining additional rights to this report or assembly of contents thereof, please contact INFO@PCTEST.COM.

Plot 7-316. Power Spectral Density Plot MIMO ANT2 (80MHz BW 802.11ax – 996 Tones (UNII Band 2C) – Ch. 106)

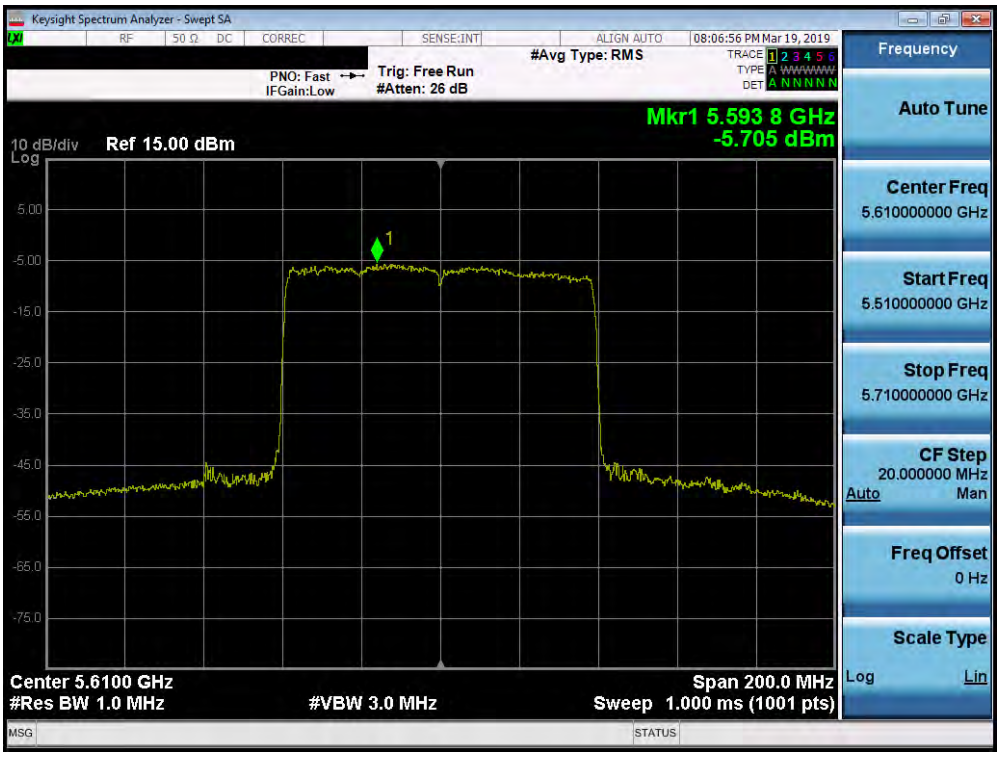

Plot 7-317. Power Spectral Density Plot MIMO ANT2 (80MHz BW 802.11ax – 996 Tones (UNII Band 2C) – Ch. 122)

© 2019 PCTEST Engineering Laboratory, Inc. V 9.0 02/01/2019
All rights reserved. Unless otherwise specified, no part of this report may be reproduced or utilized in any part, form or by any means, electronic or mechanical, including photocopying and microfilm, without permission in writing from PCTEST Engineering Laboratory, Inc. If you have any questions about this international copyright or have an enquiry about obtaining additional rights to this report or assembly of contents thereof, please contact INFO@PCTEST.COM.

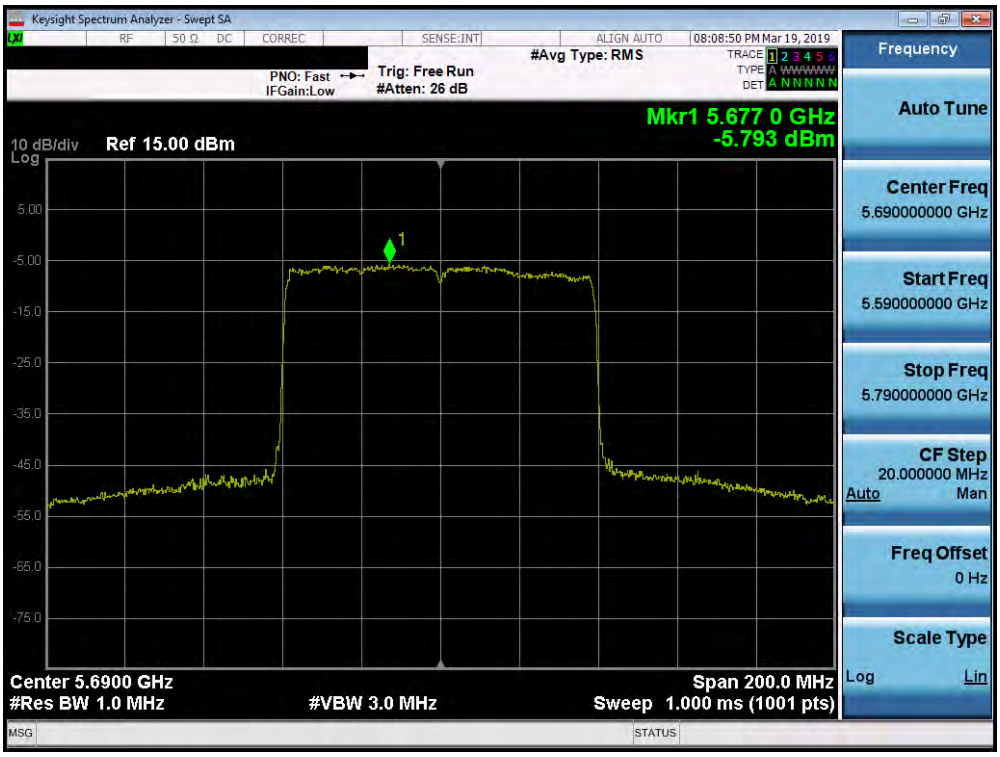

Plot 7-318. Power Spectral Density Plot MIMO ANT2 (80MHz BW 802.11ax – 996 Tones (UNII Band 2C) – Ch. 138)

Plot 7-319. Power Spectral Density Plot MIMO ANT2 (20MHz BW 802.11ax – 242 Tones (UNII Band 3) – Ch. 149)

© 2019 PCTEST Engineering Laboratory, Inc. V 9.0 02/01/2019
All rights reserved. Unless otherwise specified, no part of this report may be reproduced or utilized in any part, form or by any means, electronic or mechanical, including photocopying and microfilm, without permission in writing from PCTEST Engineering Laboratory, Inc. If you have any questions about this international copyright or have an enquiry about obtaining additional rights to this report or assembly of contents thereof, please contact INFO@PCTEST.COM.

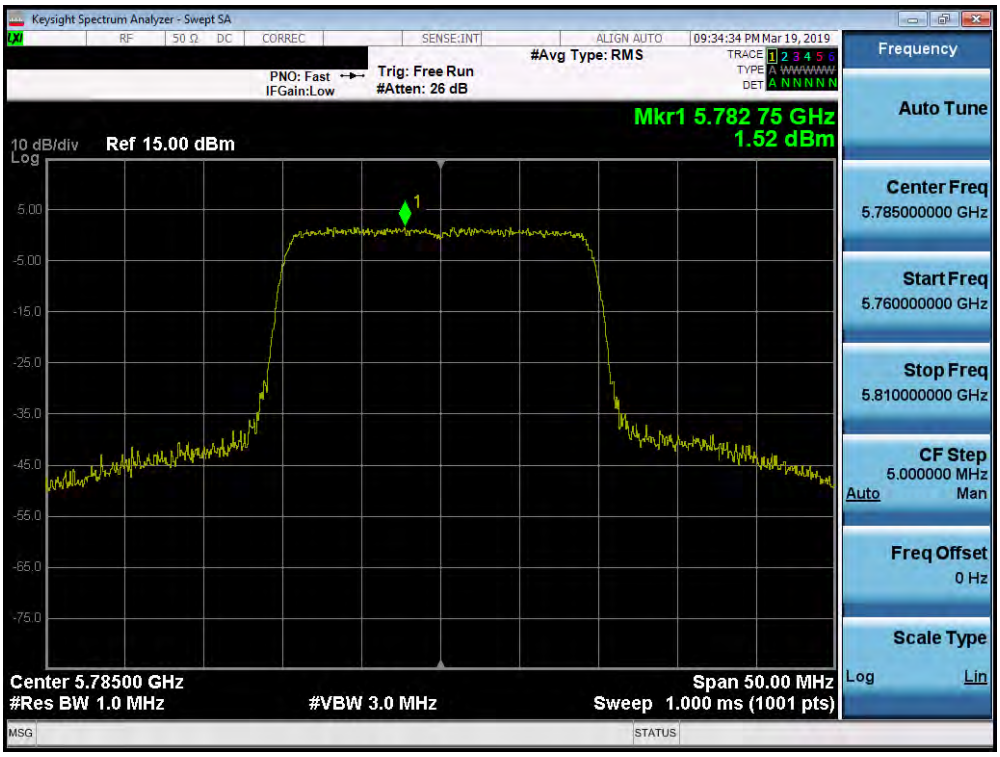

Plot 7-320. Power Spectral Density Plot MIMO ANT2 (20MHz BW 802.11ax – 242 Tones (UNII Band 3) – Ch. 157)

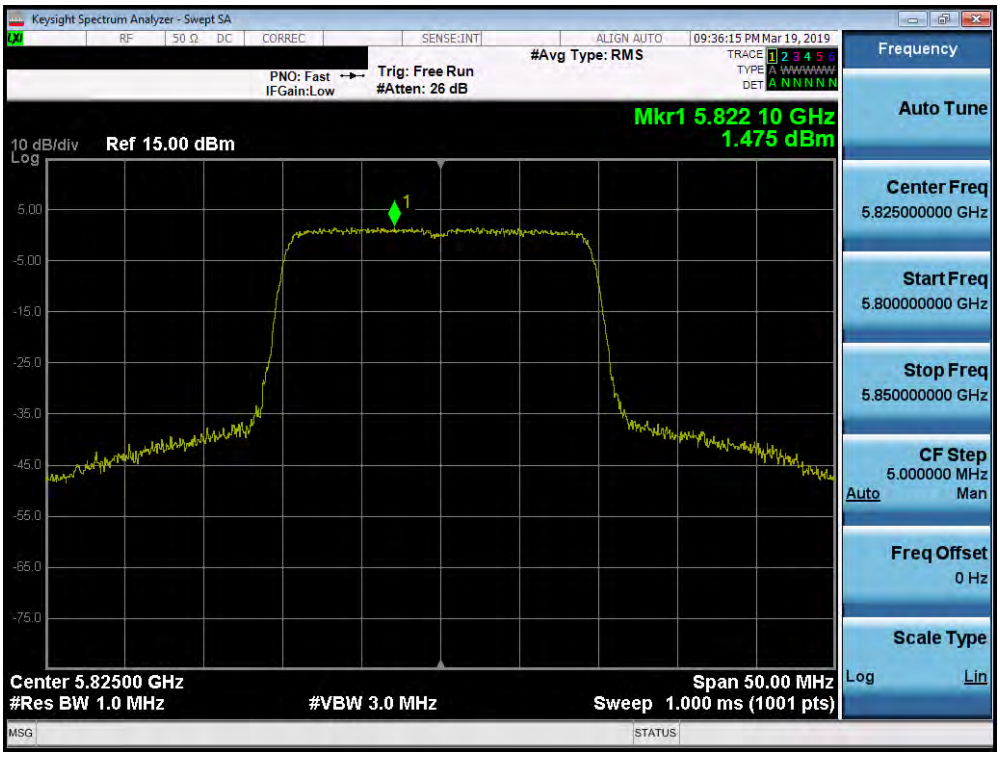

Plot 7-321. Power Spectral Density Plot MIMO ANT2 (20MHz BW 802.11ax – 242 Tones (UNII Band 3) – Ch. 165)

© 2019 PCTEST Engineering Laboratory, Inc. V 9.0 02/01/2019
All rights reserved. Unless otherwise specified, no part of this report may be reproduced or utilized in any part, form or by any means, electronic or mechanical, including photocopying and microfilm, without permission in writing from PCTEST Engineering Laboratory, Inc. If you have any questions about this international copyright or have an enquiry about obtaining additional rights to this report or assembly of contents thereof, please contact INFO@PCTEST.COM.

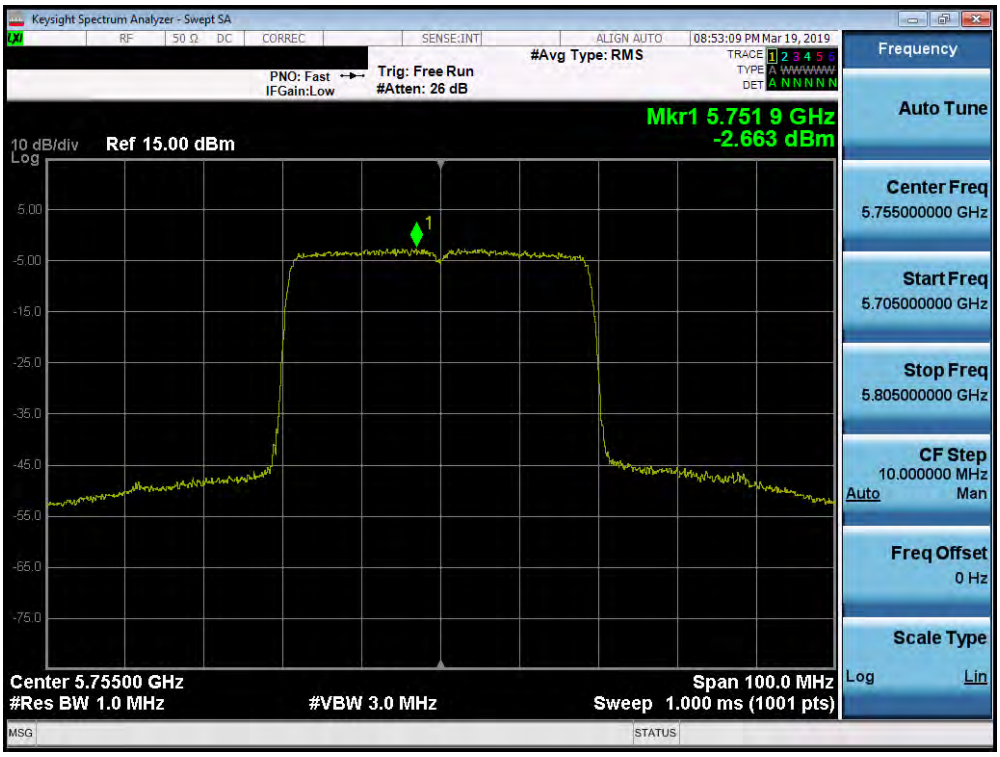

Plot 7-322. Power Spectral Density Plot MIMO ANT2 (40MHz BW 802.11ax – 484 Tones (UNII Band 3) – Ch. 151)

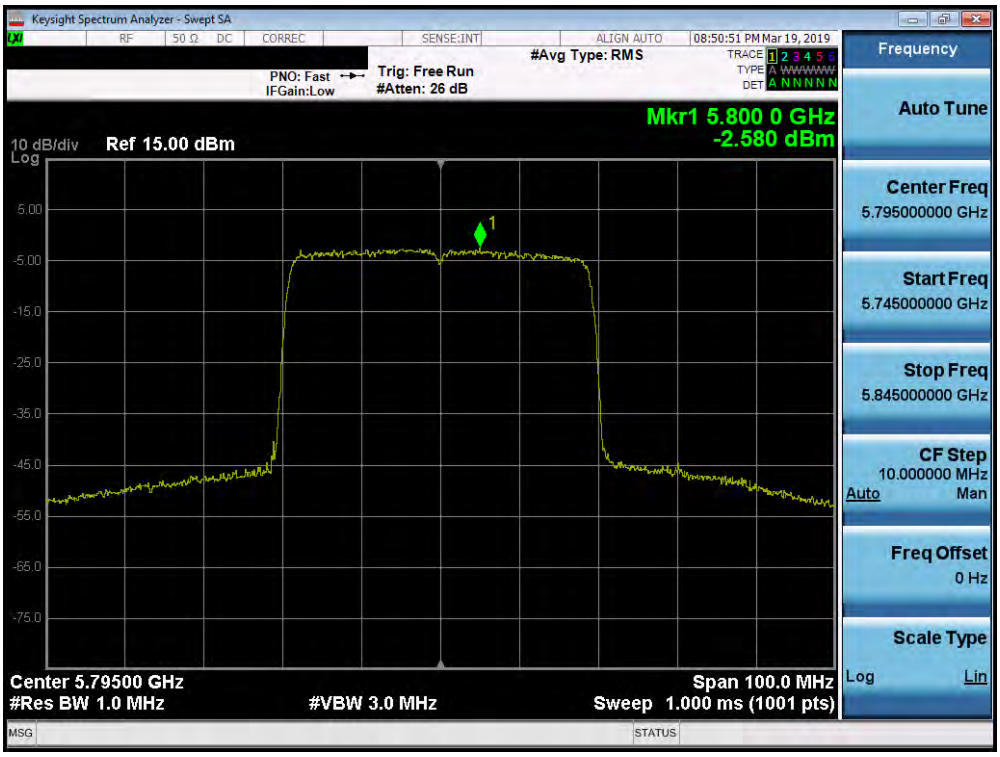

Plot 7-323. Power Spectral Density Plot MIMO ANT2 (40MHz BW 802.11ax – 484 Tones (UNII Band 3) – Ch. 159)

© 2019 PCTEST Engineering Laboratory, Inc. V 9.0 02/01/2019
All rights reserved. Unless otherwise specified, no part of this report may be reproduced or utilized in any part, form or by any means, electronic or mechanical, including photocopying and microfilm, without permission in writing from PCTEST Engineering Laboratory, Inc. If you have any questions about this international copyright or have an enquiry about obtaining additional rights to this report or assembly of contents thereof, please contact INFO@PCTEST.COM.

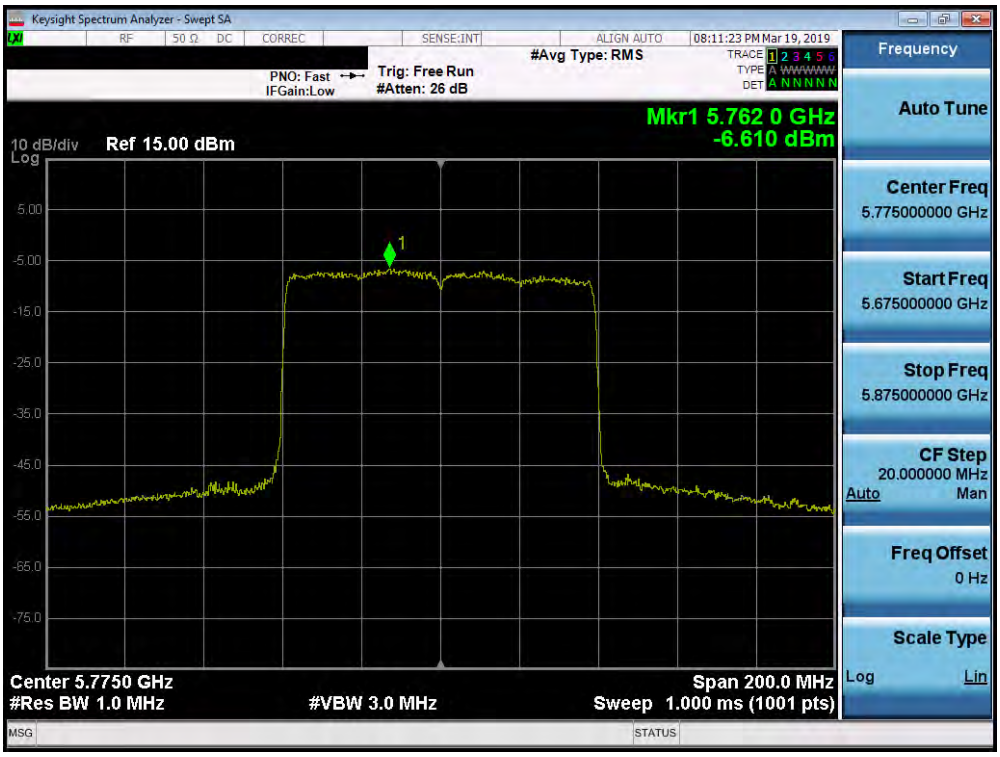

Plot 7-324. Power Spectral Density Plot MIMO ANT2 (80MHz BW 802.11ax – 996 Tones (UNII Band 3) – Ch. 155)

© 2019 PCTEST Engineering Laboratory, Inc. V 9.0 02/01/2019

All rights reserved. Unless otherwise specified, no part of this report may be reproduced or utilized in any part, form or by any means, electronic or mechanical, including photocopying and microfilm, without permission in writing from PCTEST Engineering Laboratory, Inc. If you have any questions about this international copyright or have an enquiry about obtaining additional rights to this report or assembly of contents thereof, please contact INFO@PCTEST.COM.

7.6 Radiated Spurious Emission Measurements – Above 1GHz

§15.407(b) §15.205 §15.209; RSS-Gen [8.9]

Test Overview and Limit

All out of band radiated spurious emissions are measured with a spectrum analyzer connected to a receive antenna while the EUT is operating at its maximum duty cycle, at its maximum power control level, as defined in ANSI C63.10-2013 and KDB 789033 D02 v02r01, and at the appropriate frequencies. All channels, modes (e.g. 26 Tones, 52 Tones, 106 Tones, 242 Tones, 484 Tones and 996 Tones), and modulations/data rates were investigated among all UNII bands. Only the radiated emissions of the configuration that produced the worst case emissions are reported in this section.

For transmitters operating in the 5.15-5.25 GHz and 5.25-5.35 GHz band: All emissions outside of the 5.15-5.35 GHz band shall not exceed an EIRP of −27 dBm/MHz.

For transmitters operating in the 5.47-5.725 GHz band: All emissions outside of the 5.47-5.725 GHz band shall not exceed an EIRP of −27 dBm/MHz.

For transmitters operating in the 5.725-5.85 GHz band: All emissions shall be limited to a level of −27 dBm/MHz at 75 MHz or more above or below the band edge increasing linearly to 10 dBm/MHz at 25 MHz above or below the band edge, and from 25 MHz above or below the band edge increasing linearly to a level of 15.6 dBm/MHz at 5 MHz above or below the band edge, and from 5 MHz above or below the band edge increasing linearly to a level of 27 dBm/MHz at the band edge.

All out of band emissions appearing in a restricted band as specified in Section 15.205 of the Title 47 CFR and Table 6 of RSS-Gen (8.10) must not exceed the limits shown in Table 7-30 ***per Section 15.209 and RSS-Gen (8.9).***

Frequency	Field Strength [μV/m]	Measured Distance [Meters]
Above 960.0 MHz	500	3

Table 7-73. Radiated Limits

Test Procedures Used

ANSI C63.10-2013 – Sections 12.7.7.2, 12.7.6, 12.7.5
KDB 789033 D02 v02r01 – Section G

Test Settings

Average Measurements above 1GHz (Method AD)

1. Analyzer center frequency was set to the frequency of the radiated spurious emission of interest
2. RBW = 1MHz
3. VBW = 3MHz
4. Detector = power average (RMS)
5. Number of measurement points = 1001 (Number of points must be ≥ 2 x span/RBW)
6. Averaging type = power (RMS)
7. Sweep time = auto couple
8. Trace was averaged over 100 sweeps

© 2019 PCTEST Engineering Laboratory, Inc. V 9.0 02/01/2019
All rights reserved. Unless otherwise specified, no part of this report may be reproduced or utilized in any part, form or by any means, electronic or mechanical, including photocopying and microfilm, without permission in writing from PCTEST Engineering Laboratory, Inc. If you have any questions about this international copyright or have an enquiry about obtaining additional rights to this report or assembly of contents thereof, please contact INFO@PCTEST.COM.

Peak Measurements above 1GHz

1. Analyzer center frequency was set to the frequency of the radiated spurious emission of interest
2. RBW = 1MHz
3. VBW = 3MHz
4. Detector = peak
5. Sweep time = auto couple
6. Trace mode = max hold
7. Trace was allowed to stabilize

Peak Measurements below 1GHz

1. Analyzer center frequency was set to the frequency of the radiated spurious emission of interest
2. Span was set greater than 1MHz
3. RBW = 120kHz
4. Detector = CISPR quasi-peak
5. Sweep time = auto couple
6. Trace was allowed to stabilize

Test Setup

The EUT and measurement equipment were set up as shown in the diagram below.

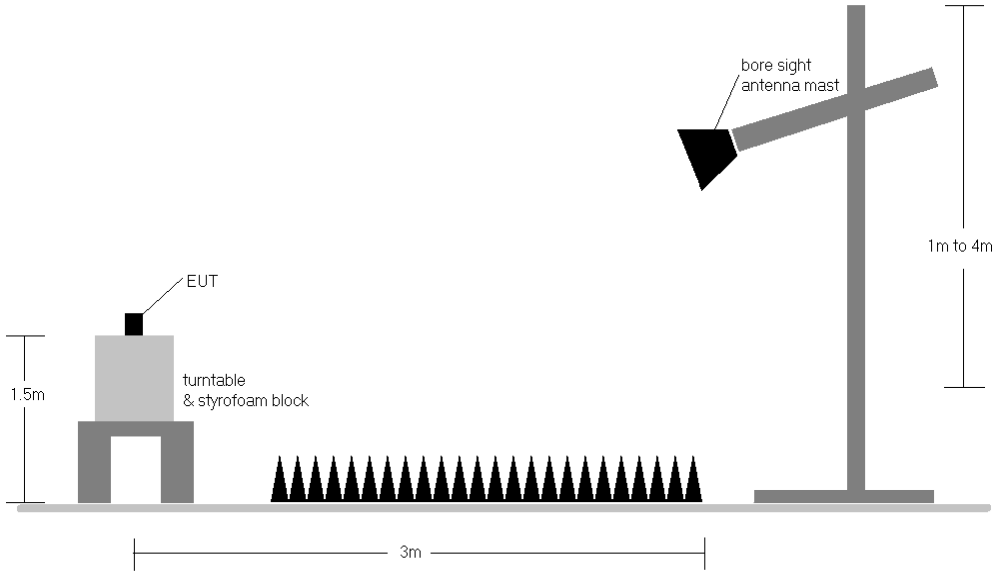

Figure 7-5. Test Instrument & Measurement Setup

© 2019 PCTEST Engineering Laboratory, Inc. V 9.0 02/01/2019
All rights reserved. Unless otherwise specified, no part of this report may be reproduced or utilized in any part, form or by any means, electronic or mechanical, including photocopying and microfilm, without permission in writing from PCTEST Engineering Laboratory, Inc. If you have any questions about this international copyright or have an enquiry about obtaining additional rights to this report or assembly of contents thereof, please contact INFO@PCTEST.COM.

Test Notes

1. All emissions that lie in the restricted bands (denoted by a * next to the frequency) specified in §15.205 and Section 8.10 of RSS-Gen are below the limit shown in Table 7-30.
2. All spurious emissions lying in restricted bands specified in §15.205 and Section 8.10 of RSS-Gen are below the limit shown in Table 7-30. All spurious emissions that do not lie in a restricted band are subject to a peak limit of -27dBm/MHz. At a distance of 3 meters, the field strength limit in dBμV/m can be determined by adding a "conversion" factor of 95.2dB to the EIRP limit of -27dBm/MHz to obtain the limit for out of band spurious emissions of 68.2dBμV/m.
3. The antenna is manipulated through typical positions, polarity and length during the tests. The EUT is manipulated through three orthogonal planes.
4. This unit was tested with its standard battery.
5. The spectrum is measured from 9kHz to the 10th harmonic of the fundamental frequency of the transmitter using CISPR quasi peak detector below 1GHz. Above 1 GHz, average and peak measurements were taken using linearly polarized horn antennas. The worst-case emissions are reported however emissions whose levels were not within 20dB of the respective limits were not reported.
6. Emissions below 18GHz were measured at a 3 meter test distance while emissions above 18GHz were measured at a 1 meter test distance with the application of a distance correction factor.
7. The wide spectrum spurious emissions plots shown on the following pages are used only for the purpose of emission identification. Any emissions found to be within 20dB of the limit are fully investigated and the results are shown in this section.
8. The "-" shown in the following RSE tables are used to denote a noise floor measurement.
9. For radiated measurements, emissions were investigated for the fully-loaded RU configuration and for all of the partially-loaded RU configurations. Among all of the available partially-loaded RU configurations, only the configuration with the worst case emissions is reported.

Sample Calculations

Determining Spurious Emissions Levels

- Field Strength Level [dBμV/m] = Analyzer Level [dBm] + 107 + AFCL [dB/m]
- AFCL [dB/m] = Antenna Factor [dB/m] + Cable Loss [dB]
- Margin [dB] = Field Strength Level [dBμV/m] – Limit [dBμV/m]

Radiated Band Edge Measurement Offset

- The amplitude offset shown in the radiated restricted band edge plots in Section Radiated Spurious Emission Measurements – Above 1GHz was calculated using the formula:
  Offset (dB) = (Antenna Factor + Cable Loss + Attenuator) – Preamplifier Gain

© 2019 PCTEST Engineering Laboratory, Inc. V 9.0 02/01/2019
All rights reserved. Unless otherwise specified, no part of this report may be reproduced or utilized in any part, form or by any means, electronic or mechanical, including photocopying and microfilm, without permission in writing from PCTEST Engineering Laboratory, Inc. If you have any questions about this international copyright or have an enquiry about obtaining additional rights to this report or assembly of contents thereof, please contact INFO@PCTEST.COM.

6.6.1 SISO Antenna-1 Radiated Spurious Emission Measurements

106 Tones

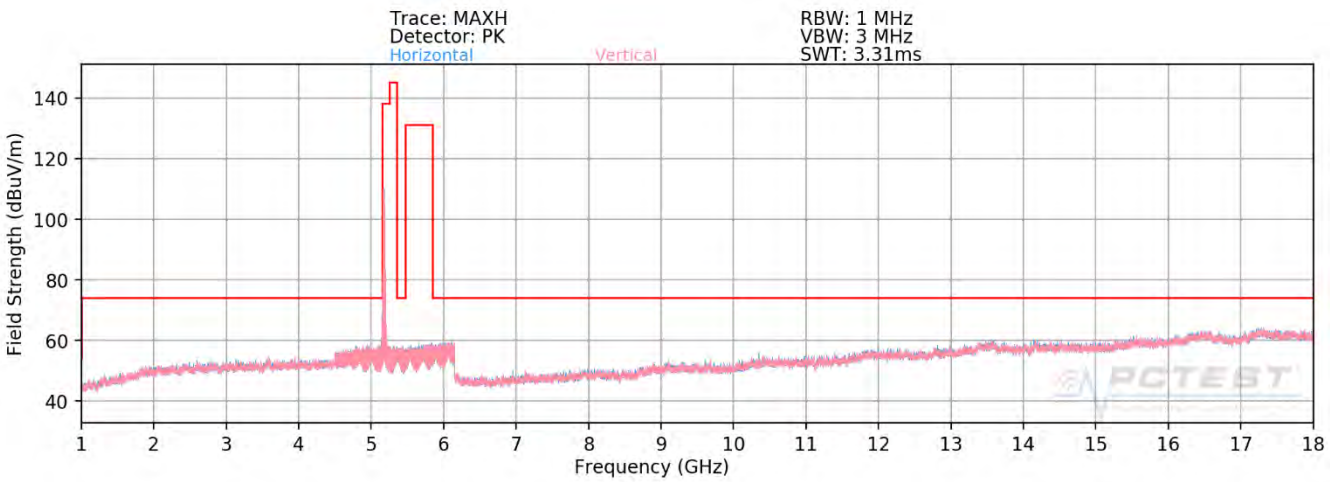

Plot 7-325. Radiated Spurious Plot above 1GHz SISO ANT1 (802.11ax – U1 Ch. 40 – 106 Tones - OPEN)

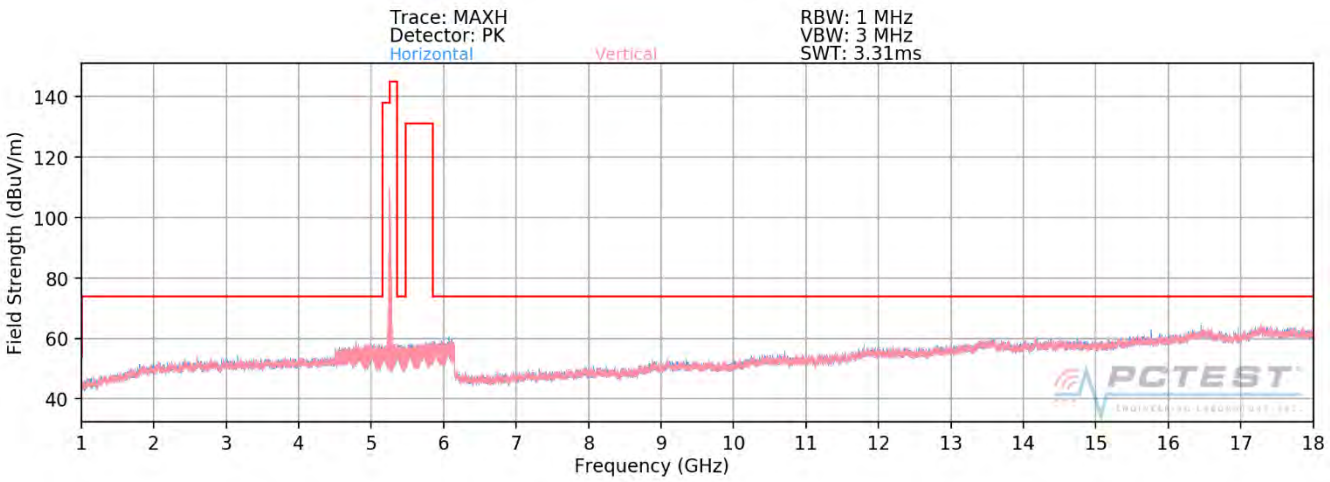

Plot 7-326. Radiated Spurious Plot above 1GHz SISO ANT1 (802.11ax – U2A Ch. 56 – 106 Tones - OPEN)

© 2019 PCTEST Engineering Laboratory, Inc. V 9.0 02/01/2019
All rights reserved. Unless otherwise specified, no part of this report may be reproduced or utilized in any part, form or by any means, electronic or mechanical, including photocopying and microfilm, without permission in writing from PCTEST Engineering Laboratory, Inc. If you have any questions about this international copyright or have an enquiry about obtaining additional rights to this report or assembly of contents thereof, please contact INFO@PCTEST.COM.

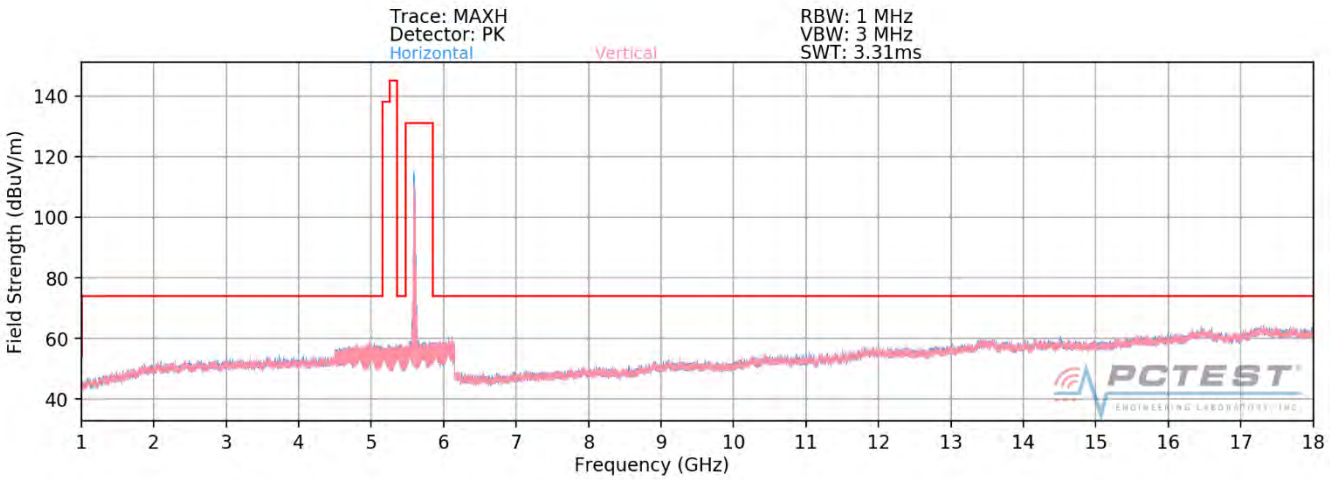

Plot 7-327. Radiated Spurious Plot above 1GHz SISO ANT1 (802.11ax – U2C Ch. 120 – 106 Tones - OPEN)

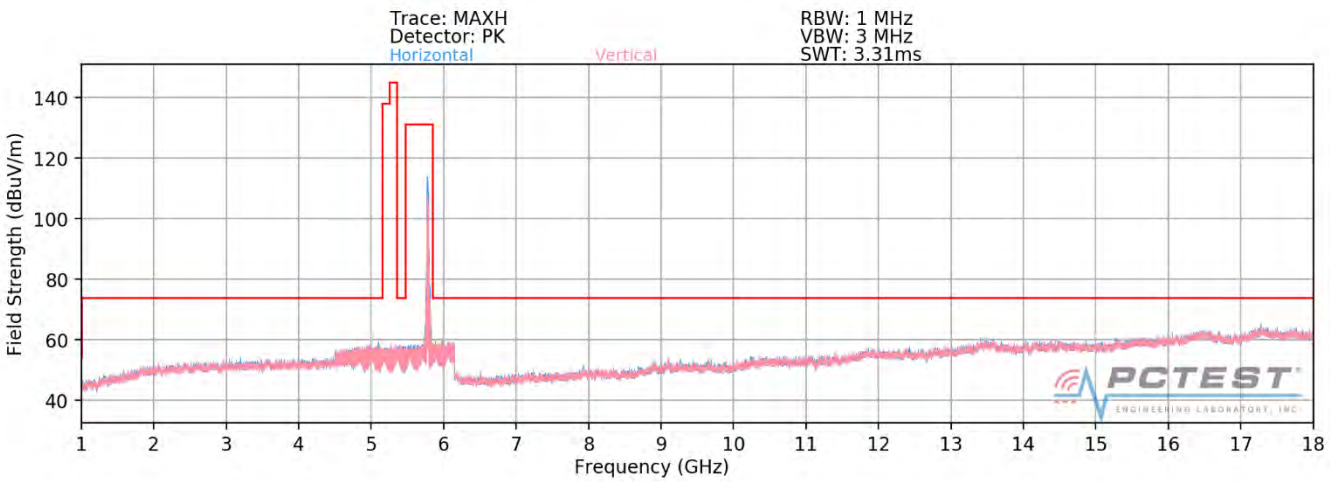

Plot 7-328. Radiated Spurious Plot above 1GHz SISO ANT1 (802.11ax – U3 Ch. 157 – 106 Tones - OPEN)

© 2019 PCTEST Engineering Laboratory, Inc. V 9.0 02/01/2019
All rights reserved. Unless otherwise specified, no part of this report may be reproduced or utilized in any part, form or by any means, electronic or mechanical, including photocopying and microfilm, without permission in writing from PCTEST Engineering Laboratory, Inc. If you have any questions about this international copyright or have an enquiry about obtaining additional rights to this report or assembly of contents thereof, please contact INFO@PCTEST.COM.

SISO Antenna-1 Radiated Spurious Emissions Measurements (Above 18GHz)

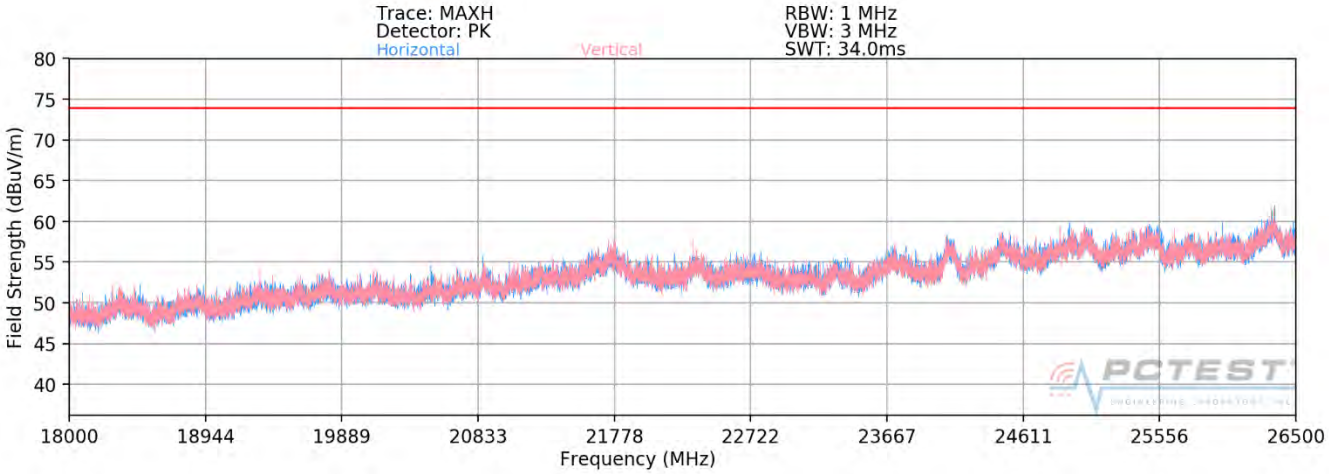

Plot 7-329. Radiated Spurious Plot 18GHz - 26.5GHz SISO ANT1 (802.11ax – 106 Tones – OPEN)

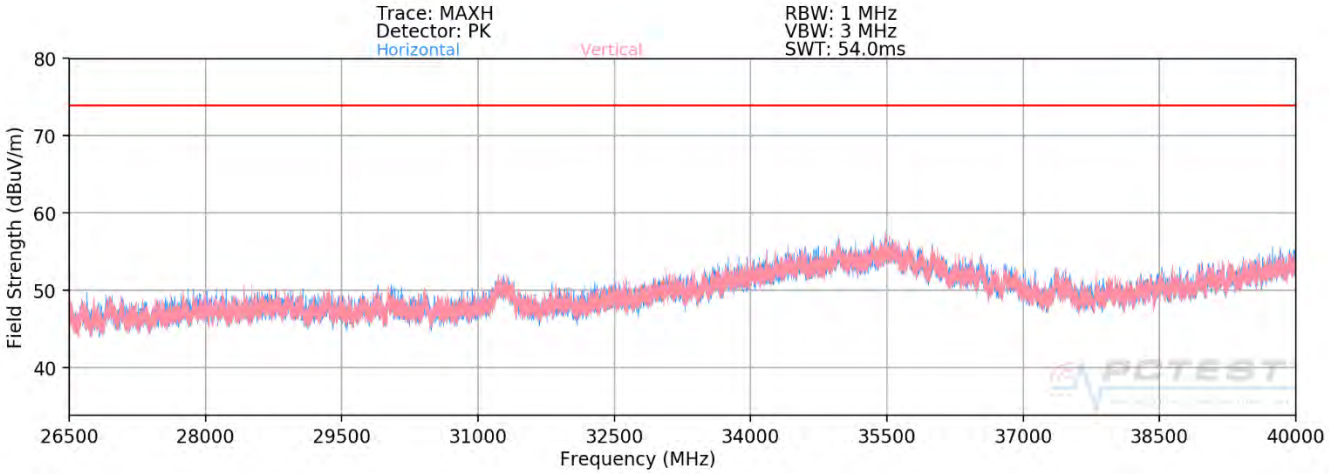

Plot 7-330. Radiated Spurious Plot 26.5GHz - 40GHz SISO ANT1 (802.11ax – 106 Tones – OPEN)

© 2019 PCTEST Engineering Laboratory, Inc. V 9.0 02/01/2019
All rights reserved. Unless otherwise specified, no part of this report may be reproduced or utilized in any part, form or by any means, electronic or mechanical, including photocopying and microfilm, without permission in writing from PCTEST Engineering Laboratory, Inc. If you have any questions about this international copyright or have an enquiry about obtaining additional rights to this report or assembly of contents thereof, please contact INFO@PCTEST.COM.

SISO Antenna-1 Radiated Spurious Emission Measurements (106 Tones)

§15.407(b) §15.205 & §15.209; RSS-Gen [8.9]

Worst Case Mode:	802.11ax (20MHz BW)
Worst Case Transfer Rate:	MCS0
RU Index:	54
Distance of Measurements:	1 & 3 Meters
Operating Frequency:	5180MHz
Channel:	36

	Frequency [MHz]	Detector	Ant. Pol. [H/V]	Antenna Height [cm]	Turntable Azimuth [degree]	Analyzer Level [dBm]	AFCL [dB/m]	Distance Correction Factor [dB]	Field Strength [dBµV/m]	Limit [dBµV/m]	Margin [dB]
	10360.00	Peak	V	257	128	-73.04	18.99	0.00	52.95	68.20	-15.25
*	15540.00	Average	V	-	-	-85.93	27.73	0.00	48.80	53.98	-5.18
*	15540.00	Peak	V	-	-	-74.44	27.73	0.00	60.29	73.98	-13.69
*	20720.00	Average	V	-	-	-74.44	17.17	-9.54	40.19	53.98	-13.79
*	20720.00	Peak	V	-	-	-79.58	17.17	-9.54	35.04	73.98	-38.93
	25900.00	Peak	V	-	-	-68.75	19.93	-9.54	48.63	68.20	-19.57

Table 7-74. Radiated Measurements SISO ANT1 (106 Tones - OPEN)

Worst Case Mode:	802.11ax (20MHz BW)
Worst Case Transfer Rate:	MCS0
RU Index:	54
Distance of Measurements:	1 & 3 Meters
Operating Frequency:	5200MHz
Channel:	40

	Frequency [MHz]	Detector	Ant. Pol. [H/V]	Antenna Height [cm]	Turntable Azimuth [degree]	Analyzer Level [dBm]	AFCL [dB/m]	Distance Correction Factor [dB]	Field Strength [dBµV/m]	Limit [dBµV/m]	Margin [dB]
	10400.00	Peak	V	218	35	-74.01	19.36	0.00	52.35	68.20	-15.85
*	15600.00	Average	V	-	-	-84.92	27.61	0.00	49.69	53.98	-4.29
*	15600.00	Peak	V	-	-	-73.98	27.61	0.00	60.63	73.98	-13.35
*	20800.00	Average	V	-	-	-79.15	17.65	-9.54	35.96	53.98	-18.02
*	20800.00	Peak	V	-	-	-68.93	17.65	-9.54	46.19	73.98	-27.79
	26000.00	Peak	V	-	-	-68.60	20.68	-9.54	49.55	68.20	-18.65

Table 7-75. Radiated Measurements SISO ANT1 (106 Tones - OPEN)

© 2019 PCTEST Engineering Laboratory, Inc. V 9.0 02/01/2019

All rights reserved. Unless otherwise specified, no part of this report may be reproduced or utilized in any part, form or by any means, electronic or mechanical, including photocopying and microfilm, without permission in writing from PCTEST Engineering Laboratory, Inc. If you have any questions about this international copyright or have an enquiry about obtaining additional rights to this report or assembly of contents thereof, please contact INFO@PCTEST.COM.

Worst Case Mode: 802.11ax (20MHz BW)
Worst Case Transfer Rate: MCS0
RU Index: 54
Distance of Measurements: 1 & 3 Meters
Operating Frequency: 5240MHz
Channel: 48

	Frequency [MHz]	Detector	Ant. Pol. [H/V]	Antenna Height [cm]	Turntable Azimuth [degree]	Analyzer Level [dBm]	AFCL [dB/m]	Distance Correction Factor [dB]	Field Strength [dBµV/m]	Limit [dBµV/m]	Margin [dB]
	10480.00	Peak	V	-	-	-74.56	19.72	0.00	52.16	68.20	-16.04
*	15720.00	Average	V	-	-	-84.27	27.41	0.00	50.14	53.98	-3.84
*	15720.00	Peak	V	-	-	-76.56	27.41	0.00	57.85	73.98	-16.13
*	20960.00	Average	V	-	-	-79.38	17.53	-9.54	35.62	53.98	-18.36
*	20960.00	Peak	V	-	-	-69.60	17.53	-9.54	45.39	73.98	-28.59
	26200.00	Peak	V	-	-	-67.98	20.23	-9.54	49.71	68.20	-18.49

Table 7-76. Radiated Measurements SISO ANT1 (106 Tones - OPEN)

Worst Case Mode: 802.11ax (20MHz BW)
Worst Case Transfer Rate: MCS0
RU Index: 54
Distance of Measurements: 1 & 3 Meters
Operating Frequency: 5260MHz
Channel: 52

	Frequency [MHz]	Detector	Ant. Pol. [H/V]	Antenna Height [cm]	Turntable Azimuth [degree]	Analyzer Level [dBm]	AFCL [dB/m]	Distance Correction Factor [dB]	Field Strength [dBµV/m]	Limit [dBµV/m]	Margin [dB]
	10520.00	Peak	V	-	-	-73.29	19.44	0.00	53.15	68.20	-15.05
*	15780.00	Average	V	-	-	-83.69	27.10	0.00	50.41	53.98	-3.57
*	15780.00	Peak	V	-	-	-74.28	27.10	0.00	59.82	73.98	-14.16
*	21040.00	Average	V	-	-	-78.84	17.48	-9.54	36.10	53.98	-17.88
*	21040.00	Peak	V	-	-	-69.73	17.48	-9.54	45.21	73.98	-28.77
	26300.00	Peak	V	-	-	-69.30	20.33	-9.54	48.49	68.20	-19.71

Table 7-77. Radiated Measurements SISO ANT1 (106 Tones - OPEN)

© 2019 PCTEST Engineering Laboratory, Inc. V 9.0 02/01/2019
All rights reserved. Unless otherwise specified, no part of this report may be reproduced or utilized in any part, form or by any means, electronic or mechanical, including photocopying and microfilm, without permission in writing from PCTEST Engineering Laboratory, Inc. If you have any questions about this international copyright or have an enquiry about obtaining additional rights to this report or assembly of contents thereof, please contact INFO@PCTEST.COM.

Worst Case Mode:	802.11ax (20MHz BW)
Worst Case Transfer Rate:	MCS0
RU Index:	54
Distance of Measurements:	1 & 3 Meters
Operating Frequency:	5280MHz
Channel:	56

	Frequency [MHz]	Detector	Ant. Pol. [H/V]	Antenna Height [cm]	Turntable Azimuth [degree]	Analyzer Level [dBm]	AFCL [dB/m]	Distance Correction Factor [dB]	Field Strength [dBµV/m]	Limit [dBµV/m]	Margin [dB]
	10560.00	Peak	V	-	-	-74.18	19.62	0.00	52.44	68.20	-15.76
*	15840.00	Average	V	-	-	-84.26	27.05	0.00	49.79	53.98	-4.19
*	15840.00	Peak	V	-	-	-74.15	27.05	0.00	59.90	73.98	-14.08
*	21120.00	Average	V	-	-	-78.99	17.27	-9.54	35.74	53.98	-18.24
*	21120.00	Peak	V	-	-	-69.15	17.27	-9.54	45.58	73.98	-28.40
	26400.00	Peak	V	-	-	-68.38	20.27	-9.54	49.36	68.20	-18.84

Table 7-78. Radiated Measurements SISO ANT1 (106 Tones - OPEN)

Worst Case Mode:	802.11ax (20MHz BW)
Worst Case Transfer Rate:	MCS0
RU Index:	54
Distance of Measurements:	1 & 3 Meters
Operating Frequency:	5320MHz
Channel:	64

	Frequency [MHz]	Detector	Ant. Pol. [H/V]	Antenna Height [cm]	Turntable Azimuth [degree]	Analyzer Level [dBm]	AFCL [dB/m]	Distance Correction Factor [dB]	Field Strength [dBµV/m]	Limit [dBµV/m]	Margin [dB]
*	10640.00	Average	V	-	-	-83.52	19.97	0.00	43.45	53.98	-10.53
*	10640.00	Peak	V	-	-	-74.31	19.97	0.00	52.66	73.98	-21.32
*	15960.00	Average	V	-	-	-84.59	27.35	0.00	49.76	53.98	-4.22
*	15960.00	Peak	V	-	-	-75.01	27.35	0.00	59.34	73.98	-14.64
*	21280.00	Average	V	-	-	-78.59	17.58	-9.54	36.45	53.98	-17.53
*	21280.00	Peak	V	-	-	-68.82	17.58	-9.54	46.22	73.98	-27.76
	26600.00	Peak	V	-	-	-53.46	3.11	-9.54	47.12	68.20	-21.08

Table 7-79. Radiated Measurements SISO ANT1 (106 Tones - OPEN)

© 2019 PCTEST Engineering Laboratory, Inc. V 9.0 02/01/2019
All rights reserved. Unless otherwise specified, no part of this report may be reproduced or utilized in any part, form or by any means, electronic or mechanical, including photocopying and microfilm, without permission in writing from PCTEST Engineering Laboratory, Inc. If you have any questions about this international copyright or have an enquiry about obtaining additional rights to this report or assembly of contents thereof, please contact INFO@PCTEST.COM.

Worst Case Mode: 802.11ax (20MHz BW)
Worst Case Transfer Rate: MCS0
RU Index: 54
Distance of Measurements: 1 & 3 Meters
Operating Frequency: 5500MHz
Channel: 100

	Frequency [MHz]	Detector	Ant. Pol. [H/V]	Antenna Height [cm]	Turntable Azimuth [degree]	Analyzer Level [dBm]	AFCL [dB/m]	Distance Correction Factor [dB]	Field Strength [dBµV/m]	Limit [dBµV/m]	Margin [dB]
*	11000.00	Average	V	-	-	-84.26	20.31	0.00	43.05	53.98	-10.93
*	11000.00	Peak	V	-	-	-73.71	20.31	0.00	53.60	73.98	-20.38
	16500.00	Peak	V	-	-	-74.12	28.49	0.00	61.37	68.20	-6.83
	22000.00	Peak	V	-	-	-68.14	18.05	-9.54	47.37	68.20	-20.83
	27500.00	Peak	V	-	-	-52.78	2.08	-9.54	46.76	68.20	-21.44

Table 7-80. Radiated Measurements SISO ANT1 (106 Tones - OPEN)

Worst Case Mode: 802.11ax (20MHz BW)
Worst Case Transfer Rate: MCS0
RU Index: 54
Distance of Measurements: 1 & 3 Meters
Operating Frequency: 5600MHz
Channel: 120

	Frequency [MHz]	Detector	Ant. Pol. [H/V]	Antenna Height [cm]	Turntable Azimuth [degree]	Analyzer Level [dBm]	AFCL [dB/m]	Distance Correction Factor [dB]	Field Strength [dBµV/m]	Limit [dBµV/m]	Margin [dB]
*	11200.00	Average	V	-	-	-84.29	19.97	0.00	42.68	53.98	-11.30
*	11200.00	Peak	V	-	-	-73.68	19.97	0.00	53.29	73.98	-20.69
	16800.00	Peak	V	-	-	-74.39	28.82	0.00	61.43	68.20	-6.77
*	22400.00	Average	V	-	-	-78.45	19.11	-9.54	38.12	53.98	-15.86
*	22400.00	Peak	V	-	-	-69.50	19.11	-9.54	47.07	73.98	-26.91
	28000.00	Peak	V	-	-	-53.56	3.37	-9.54	47.27	68.20	-20.93

Table 7-81. Radiated Measurements SISO ANT1 (106 Tones - OPEN)

© 2019 PCTEST Engineering Laboratory, Inc. V 9.0 02/01/2019
All rights reserved. Unless otherwise specified, no part of this report may be reproduced or utilized in any part, form or by any means, electronic or mechanical, including photocopying and microfilm, without permission in writing from PCTEST Engineering Laboratory, Inc. If you have any questions about this international copyright or have an enquiry about obtaining additional rights to this report or assembly of contents thereof, please contact INFO@PCTEST.COM.

Worst Case Mode:	802.11ax (20MHz BW)
Worst Case Transfer Rate:	MCS0
RU Index:	54
Distance of Measurements:	1 & 3 Meters
Operating Frequency:	5720MHz
Channel:	144

	Frequency [MHz]	Detector	Ant. Pol. [H/V]	Antenna Height [cm]	Turntable Azimuth [degree]	Analyzer Level [dBm]	AFCL [dB/m]	Distance Correction Factor [dB]	Field Strength [dBµV/m]	Limit [dBµV/m]	Margin [dB]
*	11440.00	Average	V	-	-	-85.36	20.26	0.00	41.90	53.98	-12.08
*	11440.00	Peak	V	-	-	-74.01	20.26	0.00	53.25	73.98	-20.73
	17160.00	Peak	V	-	-	-75.14	29.62	0.00	61.48	68.20	-6.72
*	22880.00	Average	V	-	-	-78.45	18.60	-9.54	37.61	53.98	-16.37
*	22880.00	Peak	V	-	-	-68.79	18.60	-9.54	47.26	73.98	-26.71
	28600.00	Peak	V	-	-	-53.41	1.74	-9.54	45.78	68.20	-22.42

Table 7-82. Radiated Measurements SISO ANT1 (106 Tones - OPEN)

Worst Case Mode:	802.11ax (20MHz BW)
Worst Case Transfer Rate:	MCS0
RU Index:	54
Distance of Measurements:	1 & 3 Meters
Operating Frequency:	5745MHz
Channel:	149

	Frequency [MHz]	Detector	Ant. Pol. [H/V]	Antenna Height [cm]	Turntable Azimuth [degree]	Analyzer Level [dBm]	AFCL [dB/m]	Distance Correction Factor [dB]	Field Strength [dBµV/m]	Limit [dBµV/m]	Margin [dB]
*	11490.00	Average	V	-	-	-84.02	20.36	0.00	43.34	53.98	-10.64
*	11490.00	Peak	V	-	-	-74.34	20.36	0.00	53.02	73.98	-20.96
	17235.00	Peak	V	-	-	-73.89	29.51	0.00	62.62	68.20	-5.58
*	22980.00	Average	V	-	-	-78.43	18.46	-9.54	37.49	53.98	-16.49
*	22980.00	Peak	V	-	-	-67.85	18.46	-9.54	48.07	73.98	-25.91
	28725.00	Peak	V	-	-	-53.62	2.47	-9.54	46.31	68.20	-21.89

Table 7-83. Radiated Measurements SISO ANT1 (106 Tones - OPEN)

© 2019 PCTEST Engineering Laboratory, Inc. V 9.0 02/01/2019
All rights reserved. Unless otherwise specified, no part of this report may be reproduced or utilized in any part, form or by any means, electronic or mechanical, including photocopying and microfilm, without permission in writing from PCTEST Engineering Laboratory, Inc. If you have any questions about this international copyright or have an enquiry about obtaining additional rights to this report or assembly of contents thereof, please contact INFO@PCTEST.COM.

Worst Case Mode:	802.11ax (20MHz BW)
Worst Case Transfer Rate:	MCS0
RU Index:	54
Distance of Measurements:	1 & 3 Meters
Operating Frequency:	5785MHz
Channel:	157

	Frequency [MHz]	Detector	Ant. Pol. [H/V]	Antenna Height [cm]	Turntable Azimuth [degree]	Analyzer Level [dBm]	AFCL [dB/m]	Distance Correction Factor [dB]	Field Strength [dBµV/m]	Limit [dBµV/m]	Margin [dB]
*	11570.00	Average	V	-	-	-84.05	21.02	0.00	43.97	53.98	-10.01
*	11570.00	Peak	V	-	-	-73.26	21.02	0.00	54.76	73.98	-19.22
	17355.00	Peak	V	-	-	-74.06	29.63	0.00	62.57	68.20	-5.63
	23140.00	Peak	V	-	-	-69.33	18.84	-9.54	46.97	68.20	-21.23
	28925.00	Peak	V	-	-	-53.82	2.80	-9.54	46.43	68.20	-21.77

Table 7-84. Radiated Measurements SISO ANT1 (106 Tones - OPEN)

Worst Case Mode:	802.11ax (20MHz BW)
Worst Case Transfer Rate:	MCS0
RU Index:	54
Distance of Measurements:	1 & 3 Meters
Operating Frequency:	5825MHz
Channel:	165

	Frequency [MHz]	Detector	Ant. Pol. [H/V]	Antenna Height [cm]	Turntable Azimuth [degree]	Analyzer Level [dBm]	AFCL [dB/m]	Distance Correction Factor [dB]	Field Strength [dBµV/m]	Limit [dBµV/m]	Margin [dB]
*	11650.00	Average	V	-	-	-83.60	21.21	0.00	44.61	53.98	-9.37
*	11650.00	Peak	V	-	-	-73.32	21.21	0.00	54.89	73.98	-19.09
	17475.00	Peak	V	-	-	-74.53	29.76	0.00	62.23	68.20	-5.97
	23300.00	Peak	V	-	-	-68.96	19.55	-9.54	48.05	68.20	-20.15
	29125.00	Peak	V	-	-	-53.01	1.07	-9.54	45.52	68.20	-22.68

Table 7-85. Radiated Measurements SISO ANT1 (106 Tones - OPEN)

© 2019 PCTEST Engineering Laboratory, Inc. V 9.0 02/01/2019
All rights reserved. Unless otherwise specified, no part of this report may be reproduced or utilized in any part, form or by any means, electronic or mechanical, including photocopying and microfilm, without permission in writing from PCTEST Engineering Laboratory, Inc. If you have any questions about this international copyright or have an enquiry about obtaining additional rights to this report or assembly of contents thereof, please contact INFO@PCTEST.COM.

242 Tones

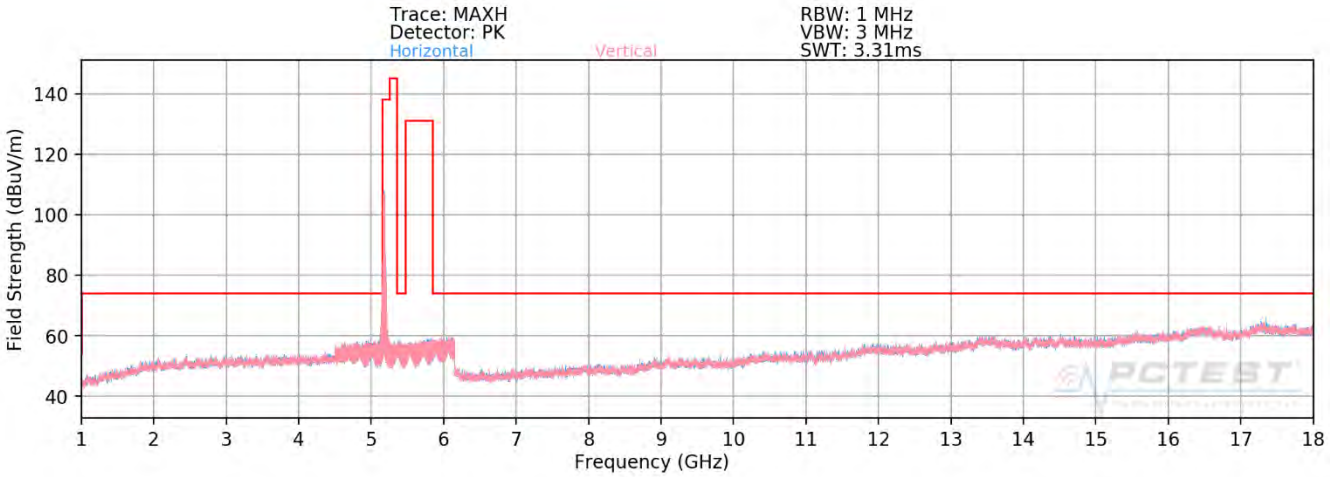

Plot 7-331. Radiated Spurious Plot above 1GHz SISO ANT1 (802.11ax – U1 Ch. 40 – 242 Tones – OPEN)

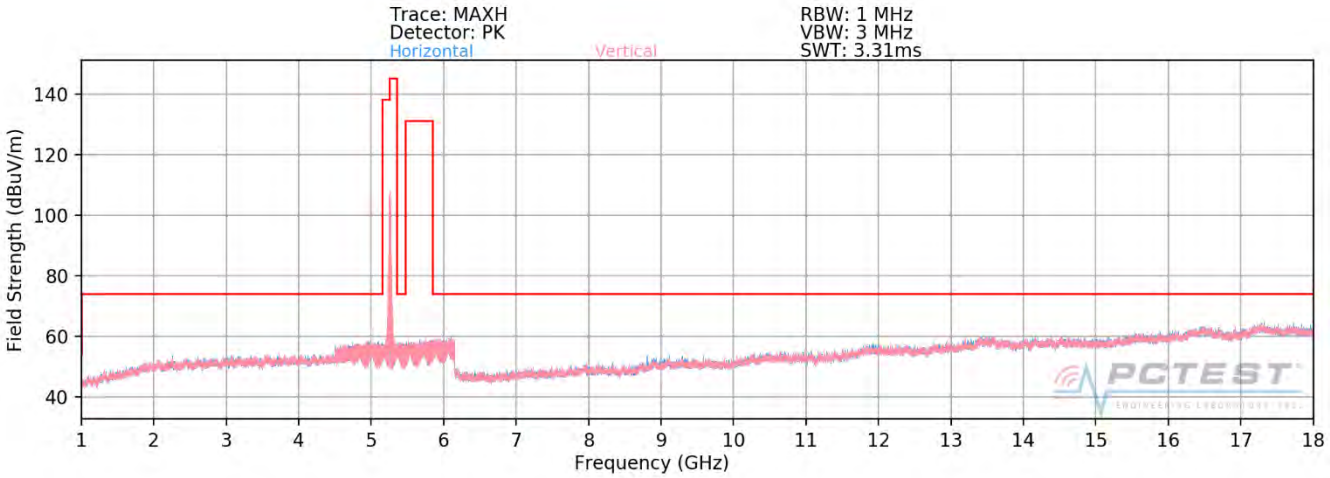

Plot 7-332. Radiated Spurious Plot above 1GHz SISO ANT1 (802.11ax – U2A Ch. 56 – 242 Tones – OPEN)

© 2019 PCTEST Engineering Laboratory, Inc. V 9.0 02/01/2019
All rights reserved. Unless otherwise specified, no part of this report may be reproduced or utilized in any part, form or by any means, electronic or mechanical, including photocopying and microfilm, without permission in writing from PCTEST Engineering Laboratory, Inc. If you have any questions about this international copyright or have an enquiry about obtaining additional rights to this report or assembly of contents thereof, please contact INFO@PCTEST.COM.

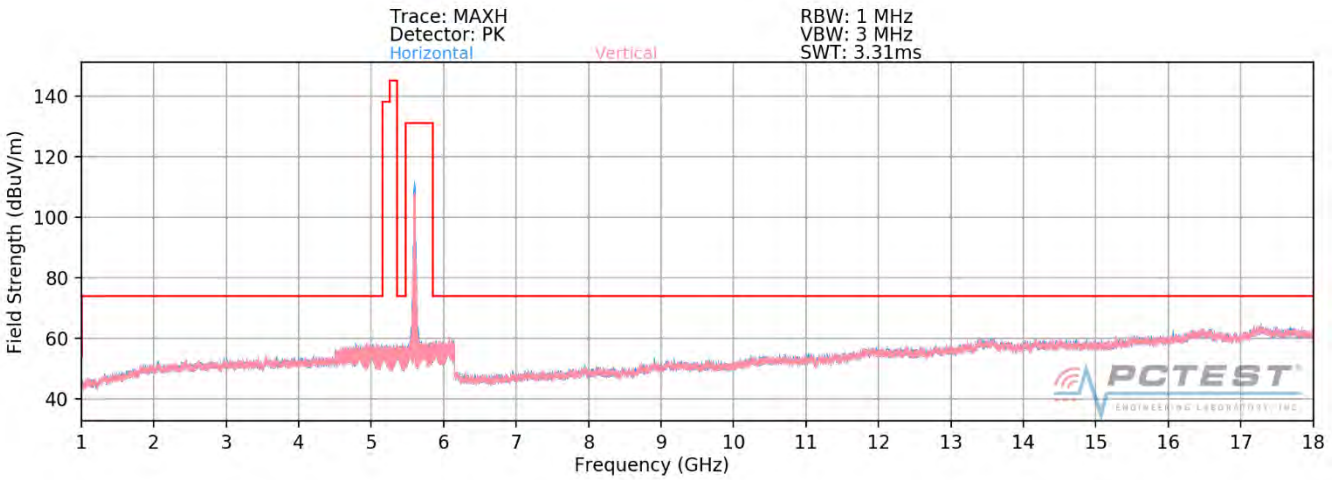

Plot 7-333. Radiated Spurious Plot above 1GHz SISO ANT1 (802.11ax – U2C Ch. 120 – 242 Tones – OPEN)

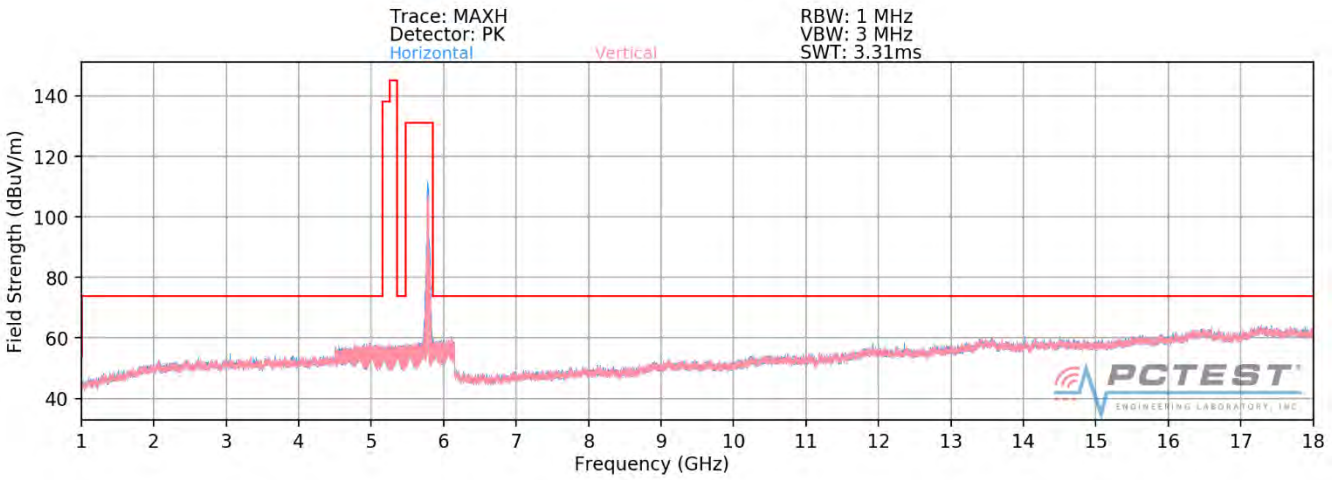

Plot 7-334. Radiated Spurious Plot above 1GHz SISO ANT1 (802.11ax – U3 Ch. 157 – 242 Tones – OPEN)

© 2019 PCTEST Engineering Laboratory, Inc. V 9.0 02/01/2019
All rights reserved. Unless otherwise specified, no part of this report may be reproduced or utilized in any part, form or by any means, electronic or mechanical, including photocopying and microfilm, without permission in writing from PCTEST Engineering Laboratory, Inc. If you have any questions about this international copyright or have an enquiry about obtaining additional rights to this report or assembly of contents thereof, please contact INFO@PCTEST.COM.

SISO Antenna-1 Radiated Spurious Emissions Measurements (Above 18GHz)

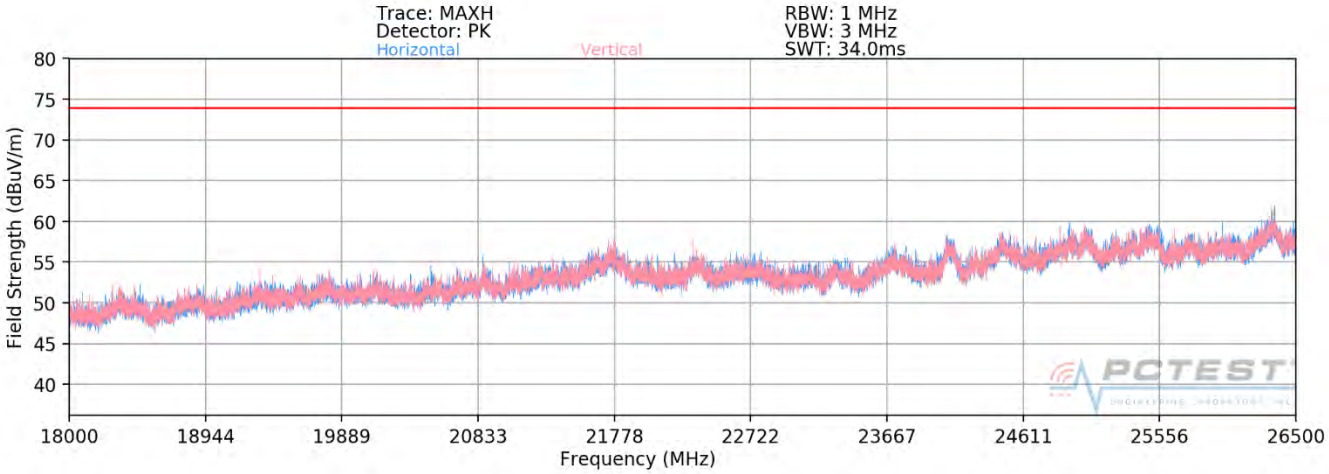

Plot 7-335. Radiated Spurious Plot 18GHz - 26.5GHz SISO ANT1 (802.11ax – 242 Tones – OPEN)

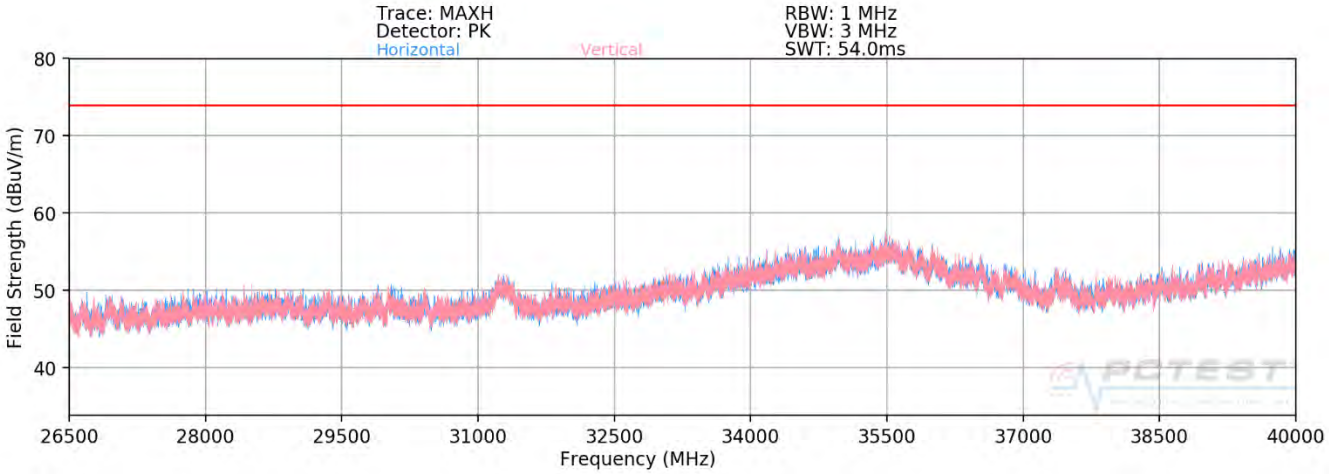

Plot 7-336. Radiated Spurious Plot 26.5GHz - 40GHz SISO ANT1 (802.11ax – 242 Tones – OPEN)

© 2019 PCTEST Engineering Laboratory, Inc. V 9.0 02/01/2019
All rights reserved. Unless otherwise specified, no part of this report may be reproduced or utilized in any part, form or by any means, electronic or mechanical, including photocopying and microfilm, without permission in writing from PCTEST Engineering Laboratory, Inc. If you have any questions about this international copyright or have an enquiry about obtaining additional rights to this report or assembly of contents thereof, please contact INFO@PCTEST.COM.

SISO Antenna-1 Radiated Spurious Emission Measurements (242 Tones)

§15.407(b) §15.205 & §15.209; RSS-Gen [8.9]

Worst Case Mode:	802.11ax (20MHz BW)
Worst Case Transfer Rate:	MCS0
RU Index:	61
Distance of Measurements:	1 & 3 Meters
Operating Frequency:	5180MHz
Channel:	36

	Frequency [MHz]	Detector	Ant. Pol. [H/V]	Antenna Height [cm]	Turntable Azimuth [degree]	Analyzer Level [dBm]	AFCL [dB/m]	Distance Correction Factor [dB]	Field Strength [dBµV/m]	Limit [dBµV/m]	Margin [dB]
	10360.00	Peak	H	-	-	-70.65	15.53	0.00	51.88	68.20	-16.32
*	15540.00	Average	H	-	-	-83.02	22.27	0.00	46.25	53.98	-7.73
*	15540.00	Peak	H	-	-	-71.15	22.27	0.00	58.12	73.98	-15.86
*	20720.00	Average	H	-	-	-78.90	17.17	-9.54	35.73	53.98	-18.25
*	20720.00	Peak	H	-	-	-69.28	17.17	-9.54	45.35	73.98	-28.63
	25900.00	Peak	H	-	-	-68.04	19.34	-9.54	48.76	68.20	-19.44

Table 7-86. Radiated Measurements SISO ANT1 (242 Tones - OPEN)

Worst Case Mode:	802.11ax (20MHz BW)
Worst Case Transfer Rate:	MCS0
RU Index:	61
Distance of Measurements:	1 & 3 Meters
Operating Frequency:	5200MHz
Channel:	40

	Frequency [MHz]	Detector	Ant. Pol. [H/V]	Antenna Height [cm]	Turntable Azimuth [degree]	Analyzer Level [dBm]	AFCL [dB/m]	Distance Correction Factor [dB]	Field Strength [dBµV/m]	Limit [dBµV/m]	Margin [dB]
	10400.00	Peak	H	-	-	-70.53	15.64	0.00	52.11	68.20	-16.09
*	15600.00	Average	H	-	-	-82.93	22.29	0.00	46.36	53.98	-7.62
*	15600.00	Peak	H	-	-	-72.04	22.29	0.00	57.25	73.98	-16.73
*	20800.00	Average	H	-	-	-78.54	17.31	-9.54	36.23	53.98	-17.75
*	20800.00	Peak	H	-	-	-67.97	17.31	-9.54	46.80	73.98	-27.18
	26000.00	Peak	H	-	-	-86.10	19.60	-9.54	30.96	68.20	-37.24

Table 7-87. Radiated Measurements SISO ANT1 (242 Tones - OPEN)

© 2019 PCTEST Engineering Laboratory, Inc. V 9.0 02/01/2019

All rights reserved. Unless otherwise specified, no part of this report may be reproduced or utilized in any part, form or by any means, electronic or mechanical, including photocopying and microfilm, without permission in writing from PCTEST Engineering Laboratory, Inc. If you have any questions about this international copyright or have an enquiry about obtaining additional rights to this report or assembly of contents thereof, please contact INFO@PCTEST.COM.

Worst Case Mode:	802.11ax (20MHz BW)
Worst Case Transfer Rate:	MCS0
RU Index:	61
Distance of Measurements:	1 & 3 Meters
Operating Frequency:	5240MHz
Channel:	48

	Frequency [MHz]	Detector	Ant. Pol. [H/V]	Antenna Height [cm]	Turntable Azimuth [degree]	Analyzer Level [dBm]	AFCL [dB/m]	Distance Correction Factor [dB]	Field Strength [dBµV/m]	Limit [dBµV/m]	Margin [dB]
	10480.00	Peak	H	-	-	-71.53	15.68	0.00	51.15	68.20	-17.05
*	15720.00	Average	H	-	-	-81.14	22.16	0.00	48.02	53.98	-5.96
*	15720.00	Peak	H	-	-	-71.04	22.16	0.00	58.12	73.98	-15.86
*	20960.00	Average	H	-	-	-78.45	17.60	-9.54	36.60	53.98	-17.37
*	20960.00	Peak	H	-	-	-68.01	17.60	-9.54	47.05	73.98	-26.93
	26200.00	Peak	H	-	-	-67.74	19.73	-9.54	49.45	68.20	-18.75

Table 7-88. Radiated Measurements SISO ANT1 (242 Tones - OPEN)

Worst Case Mode:	802.11ax (20MHz BW)
Worst Case Transfer Rate:	MCS0
RU Index:	61
Distance of Measurements:	1 & 3 Meters
Operating Frequency:	5260MHz
Channel:	52

	Frequency [MHz]	Detector	Ant. Pol. [H/V]	Antenna Height [cm]	Turntable Azimuth [degree]	Analyzer Level [dBm]	AFCL [dB/m]	Distance Correction Factor [dB]	Field Strength [dBµV/m]	Limit [dBµV/m]	Margin [dB]
	10520.00	Peak	H	-	-	-70.26	15.81	0.00	52.55	68.20	-15.65
*	15780.00	Average	H	-	-	-82.14	22.19	0.00	47.05	53.98	-6.93
*	15780.00	Peak	H	-	-	-71.18	22.19	0.00	58.01	73.98	-15.97
*	21040.00	Average	H	-	-	-78.92	17.67	-9.54	36.21	53.98	-17.77
*	21040.00	Peak	H	-	-	-68.72	17.67	-9.54	46.41	73.98	-27.57
	26300.00	Peak	H	-	-	-67.53	20.29	-9.54	50.22	68.20	-17.98

Table 7-89. Radiated Measurements SISO ANT1 (242 Tones - OPEN)

© 2019 PCTEST Engineering Laboratory, Inc. V 9.0 02/01/2019
All rights reserved. Unless otherwise specified, no part of this report may be reproduced or utilized in any part, form or by any means, electronic or mechanical, including photocopying and microfilm, without permission in writing from PCTEST Engineering Laboratory, Inc. If you have any questions about this international copyright or have an enquiry about obtaining additional rights to this report or assembly of contents thereof, please contact INFO@PCTEST.COM.

Worst Case Mode:	802.11ax (20MHz BW)
Worst Case Transfer Rate:	MCS0
RU Index:	61
Distance of Measurements:	1 & 3 Meters
Operating Frequency:	5280MHz
Channel:	56

	Frequency [MHz]	Detector	Ant. Pol. [H/V]	Antenna Height [cm]	Turntable Azimuth [degree]	Analyzer Level [dBm]	AFCL [dB/m]	Distance Correction Factor [dB]	Field Strength [dBµV/m]	Limit [dBµV/m]	Margin [dB]
	10560.00	Peak	H	-	-	-70.16	15.95	0.00	52.79	68.20	-15.41
*	15840.00	Average	H	-	-	-83.14	23.15	0.00	47.01	53.98	-6.97
*	15840.00	Peak	H	-	-	-72.04	23.15	0.00	58.11	73.98	-15.87
*	21120.00	Average	H	-	-	-78.84	17.83	-9.54	36.46	53.98	-17.52
*	21120.00	Peak	H	-	-	-68.29	17.83	-9.54	47.00	73.98	-26.97
	26400.00	Peak	H	-	-	-67.93	20.07	-9.54	49.61	68.20	-18.59

Table 7-90. Radiated Measurements SISO ANT1 (242 Tones - OPEN)

Worst Case Mode:	802.11ax (20MHz BW)
Worst Case Transfer Rate:	MCS0
RU Index:	61
Distance of Measurements:	1 & 3 Meters
Operating Frequency:	5320MHz
Channel:	64

	Frequency [MHz]	Detector	Ant. Pol. [H/V]	Antenna Height [cm]	Turntable Azimuth [degree]	Analyzer Level [dBm]	AFCL [dB/m]	Distance Correction Factor [dB]	Field Strength [dBµV/m]	Limit [dBµV/m]	Margin [dB]
*	10640.00	Average	H	-	-	-81.55	16.08	0.00	41.53	53.98	-12.45
*	10640.00	Peak	H	-	-	-70.01	16.08	0.00	53.07	73.98	-20.91
*	15960.00	Average	H	-	-	-83.28	23.20	0.00	46.92	53.98	-7.06
*	15960.00	Peak	H	-	-	-71.11	23.20	0.00	59.09	73.98	-14.89
*	21280.00	Average	H	-	-	-78.77	17.98	-9.54	36.67	53.98	-17.31
*	21280.00	Peak	H	-	-	-69.16	17.98	-9.54	46.28	73.98	-27.70
	26600.00	Peak	H	-	-	-54.24	4.42	-9.54	47.64	68.20	-20.56

Table 7-91. Radiated Measurements SISO ANT1 (242 Tones - OPEN)

© 2019 PCTEST Engineering Laboratory, Inc. V 9.0 02/01/2019
All rights reserved. Unless otherwise specified, no part of this report may be reproduced or utilized in any part, form or by any means, electronic or mechanical, including photocopying and microfilm, without permission in writing from PCTEST Engineering Laboratory, Inc. If you have any questions about this international copyright or have an enquiry about obtaining additional rights to this report or assembly of contents thereof, please contact INFO@PCTEST.COM.

Worst Case Mode: 802.11ax (20MHz BW)
Worst Case Transfer Rate: MCS0
RU Index: 61
Distance of Measurements: 1 & 3 Meters
Operating Frequency: 5500MHz
Channel: 100

	Frequency [MHz]	Detector	Ant. Pol. [H/V]	Antenna Height [cm]	Turntable Azimuth [degree]	Analyzer Level [dBm]	AFCL [dB/m]	Distance Correction Factor [dB]	Field Strength [dBµV/m]	Limit [dBµV/m]	Margin [dB]
*	11000.00	Average	H	-	-	-82.29	17.05	0.00	41.76	53.98	-12.22
*	11000.00	Peak	H	-	-	-72.14	17.05	0.00	51.91	73.98	-22.07
	16500.00	Peak	H	-	-	-71.39	24.58	0.00	60.19	68.20	-8.01
	22000.00	Peak	H	-	-	-69.26	18.43	-9.54	46.64	68.20	-21.56
	27500.00	Peak	H	-	-	-52.64	2.08	-9.54	46.91	68.20	-21.29

Table 7-92. Radiated Measurements SISO ANT1 (242 Tones - OPEN)

Worst Case Mode: 802.11ax (20MHz BW)
Worst Case Transfer Rate: MCS0
RU Index: 61
Distance of Measurements: 1 & 3 Meters
Operating Frequency: 5600MHz
Channel: 120

	Frequency [MHz]	Detector	Ant. Pol. [H/V]	Antenna Height [cm]	Turntable Azimuth [degree]	Analyzer Level [dBm]	AFCL [dB/m]	Distance Correction Factor [dB]	Field Strength [dBµV/m]	Limit [dBµV/m]	Margin [dB]
*	11200.00	Average	H	-	-	-81.16	16.62	0.00	42.46	53.98	-11.52
*	11200.00	Peak	H	-	-	-71.34	16.62	0.00	52.28	73.98	-21.70
	16800.00	Peak	H	-	-	-70.28	24.32	0.00	61.04	68.20	-7.16
*	22400.00	Average	H	-	-	-78.97	19.18	-9.54	37.67	53.98	-16.31
*	22400.00	Peak	H	-	-	-68.22	19.18	-9.54	48.42	73.98	-25.56
	28000.00	Peak	H	-	-	-53.66	3.37	-9.54	47.17	68.20	-21.03

Table 7-93. Radiated Measurements SISO ANT1 (242 Tones - OPEN)

© 2019 PCTEST Engineering Laboratory, Inc. V 9.0 02/01/2019
All rights reserved. Unless otherwise specified, no part of this report may be reproduced or utilized in any part, form or by any means, electronic or mechanical, including photocopying and microfilm, without permission in writing from PCTEST Engineering Laboratory, Inc. If you have any questions about this international copyright or have an enquiry about obtaining additional rights to this report or assembly of contents thereof, please contact INFO@PCTEST.COM.

Worst Case Mode:	802.11ax (20MHz BW)
Worst Case Transfer Rate:	MCS0
RU Index:	61
Distance of Measurements:	1 & 3 Meters
Operating Frequency:	5720MHz
Channel:	144

	Frequency [MHz]	Detector	Ant. Pol. [H/V]	Antenna Height [cm]	Turntable Azimuth [degree]	Analyzer Level [dBm]	AFCL [dB/m]	Distance Correction Factor [dB]	Field Strength [dBµV/m]	Limit [dBµV/m]	Margin [dB]
*	11440.00	Average	H	-	-	-82.99	17.60	0.00	41.61	53.98	-12.37
*	11440.00	Peak	H	-	-	-71.01	17.60	0.00	53.59	73.98	-20.39
	17160.00	Peak	H	-	-	-73.02	24.61	0.00	58.59	68.20	-9.61
*	22880.00	Average	H	-	-	-78.75	18.88	-9.54	37.59	53.98	-16.39
*	22880.00	Peak	H	-	-	-69.08	18.88	-9.54	47.26	73.98	-26.72
	28600.00	Peak	H	-	-	-53.04	3.32	-9.54	47.74	68.20	-20.46

Table 7-94. Radiated Measurements SISO ANT1 (242 Tones - OPEN)

Worst Case Mode:	802.11ax (20MHz BW)
Worst Case Transfer Rate:	MCS0
RU Index:	61
Distance of Measurements:	1 & 3 Meters
Operating Frequency:	5745MHz
Channel:	149

	Frequency [MHz]	Detector	Ant. Pol. [H/V]	Antenna Height [cm]	Turntable Azimuth [degree]	Analyzer Level [dBm]	AFCL [dB/m]	Distance Correction Factor [dB]	Field Strength [dBµV/m]	Limit [dBµV/m]	Margin [dB]
*	11490.00	Average	H	-	-	-82.62	17.21	0.00	41.59	53.98	-12.39
*	11490.00	Peak	H	-	-	-70.96	17.21	0.00	53.25	73.98	-20.73
	17235.00	Peak	H	-	-	-72.15	25.04	0.00	59.89	68.20	-8.31
*	22980.00	Average	H	-	-	-78.93	19.03	-9.54	37.56	53.98	-16.42
*	22980.00	Peak	H	-	-	-67.76	19.03	-9.54	48.73	73.98	-25.25
	28725.00	Peak	H	-	-	-52.77	2.47	-9.54	47.16	68.20	-21.04

Table 7-95. Radiated Measurements SISO ANT1 (242 Tones - OPEN)

© 2019 PCTEST Engineering Laboratory, Inc. V 9.0 02/01/2019
All rights reserved. Unless otherwise specified, no part of this report may be reproduced or utilized in any part, form or by any means, electronic or mechanical, including photocopying and microfilm, without permission in writing from PCTEST Engineering Laboratory, Inc. If you have any questions about this international copyright or have an enquiry about obtaining additional rights to this report or assembly of contents thereof, please contact INFO@PCTEST.COM.

Worst Case Mode:	802.11ax (20MHz BW)
Worst Case Transfer Rate:	MCS0
RU Index:	61
Distance of Measurements:	1 & 3 Meters
Operating Frequency:	5785MHz
Channel:	157

	Frequency [MHz]	Detector	Ant. Pol. [H/V]	Antenna Height [cm]	Turntable Azimuth [degree]	Analyzer Level [dBm]	AFCL [dB/m]	Distance Correction Factor [dB]	Field Strength [dBµV/m]	Limit [dBµV/m]	Margin [dB]
*	11570.00	Average	H	-	-	-81.46	17.43	0.00	42.97	53.98	-11.01
*	11570.00	Peak	H	-	-	-73.41	17.43	0.00	51.02	73.98	-22.96
	17355.00	Peak	H	-	-	-72.68	26.16	0.00	60.48	68.20	-7.72
	23140.00	Peak	H	-	-	-68.98	18.82	-9.54	47.30	68.20	-20.90
	28925.00	Peak	H	-	-	-55.54	2.80	-9.54	44.72	68.20	-23.48

Table 7-96. Radiated Measurements SISO ANT1 (242 Tones - OPEN)

Worst Case Mode:	802.11ax (20MHz BW)
Worst Case Transfer Rate:	MCS0
RU Index:	61
Distance of Measurements:	1 & 3 Meters
Operating Frequency:	5825MHz
Channel:	165

	Frequency [MHz]	Detector	Ant. Pol. [H/V]	Antenna Height [cm]	Turntable Azimuth [degree]	Analyzer Level [dBm]	AFCL [dB/m]	Distance Correction Factor [dB]	Field Strength [dBµV/m]	Limit [dBµV/m]	Margin [dB]
*	11650.00	Average	H	-	-	-81.73	17.57	0.00	42.84	53.98	-11.14
*	11650.00	Peak	H	-	-	-72.56	17.57	0.00	52.01	73.98	-21.97
	17475.00	Peak	H	-	-	-73.16	25.85	0.00	59.69	68.20	-8.51
	23300.00	Peak	H	-	-	-68.17	18.40	-9.54	47.69	68.20	-20.51
	29125.00	Peak	H	-	-	-55.27	1.07	-9.54	43.26	68.20	-24.94

Table 7-97. Radiated Measurements SISO ANT1 (242 Tones - OPEN)

© 2019 PCTEST Engineering Laboratory, Inc. V 9.0 02/01/2019
All rights reserved. Unless otherwise specified, no part of this report may be reproduced or utilized in any part, form or by any means, electronic or mechanical, including photocopying and microfilm, without permission in writing from PCTEST Engineering Laboratory, Inc. If you have any questions about this international copyright or have an enquiry about obtaining additional rights to this report or assembly of contents thereof, please contact INFO@PCTEST.COM.

6.6.2 SISO Antenna-2 Radiated Spurious Emission Measurements

106 Tones

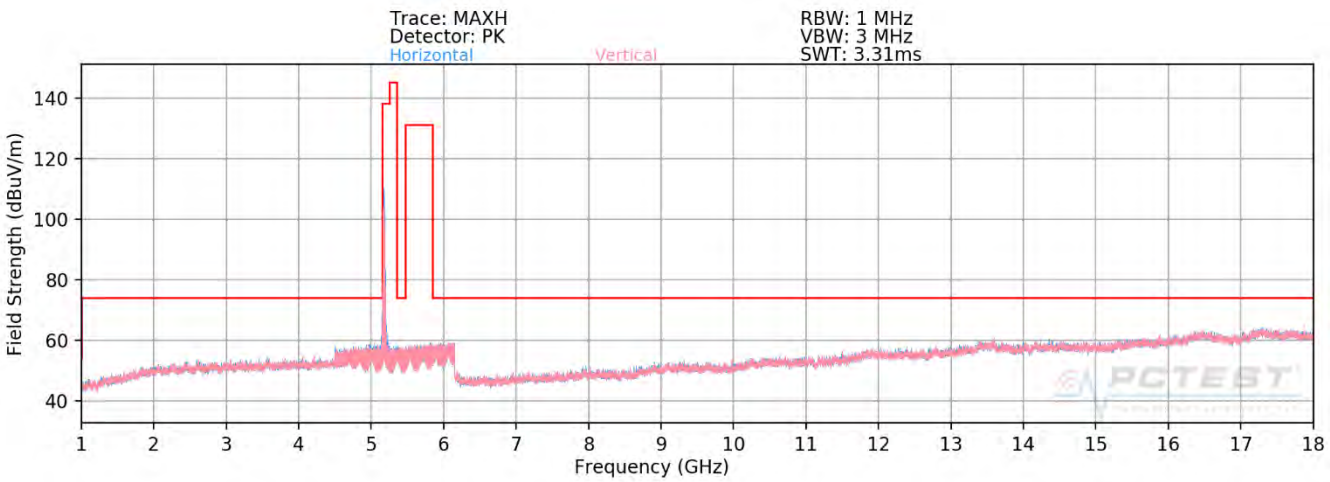

Plot 7-337. Radiated Spurious Plot above 1GHz SISO ANT2 (802.11ax – U1 Ch. 40 – 106 Tones - OPEN)

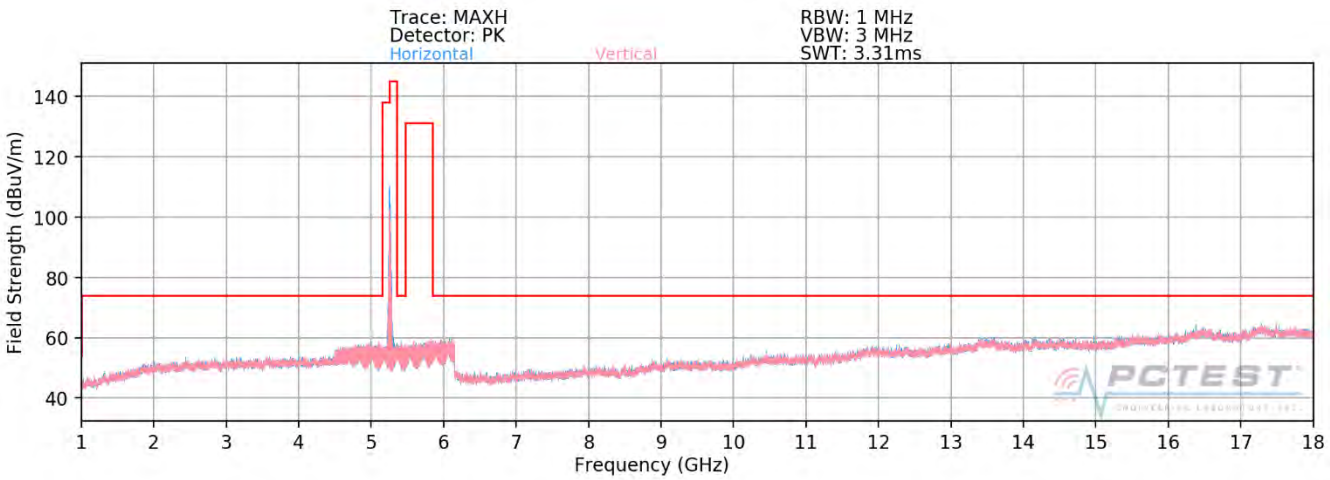

Plot 7-338. Radiated Spurious Plot above 1GHz SISO ANT2 (802.11ax – U2A Ch. 56 – 106 Tones - OPEN)

© 2019 PCTEST Engineering Laboratory, Inc. V 9.0 02/01/2019
All rights reserved. Unless otherwise specified, no part of this report may be reproduced or utilized in any part, form or by any means, electronic or mechanical, including photocopying and microfilm, without permission in writing from PCTEST Engineering Laboratory, Inc. If you have any questions about this international copyright or have an enquiry about obtaining additional rights to this report or assembly of contents thereof, please contact INFO@PCTEST.COM.

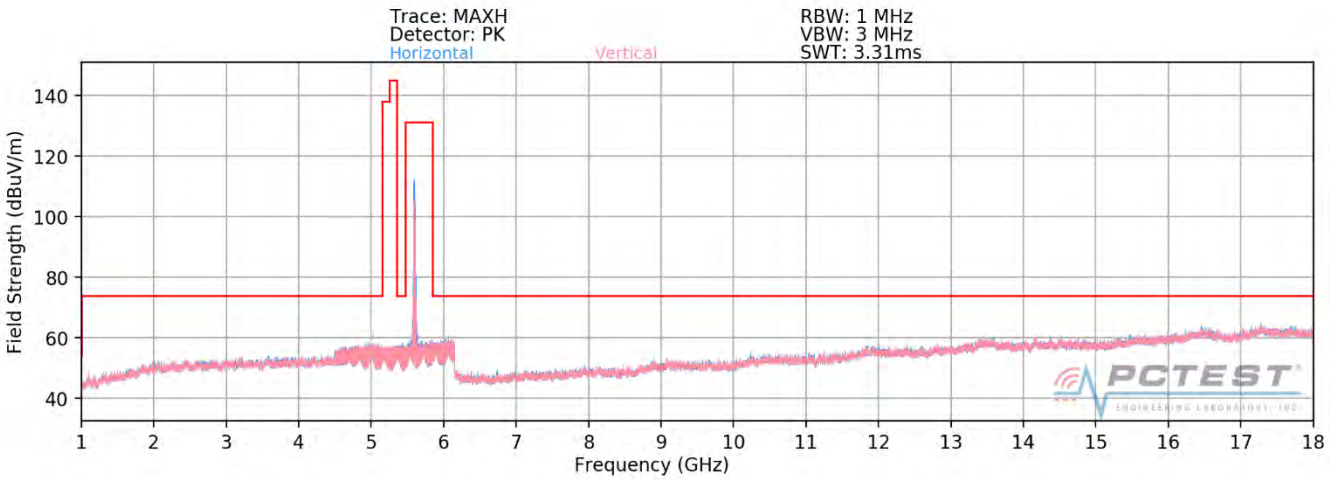

Plot 7-339. Radiated Spurious Plot above 1GHz SISO ANT2 (802.11ax – U2C Ch. 120 – 106 Tones - OPEN)

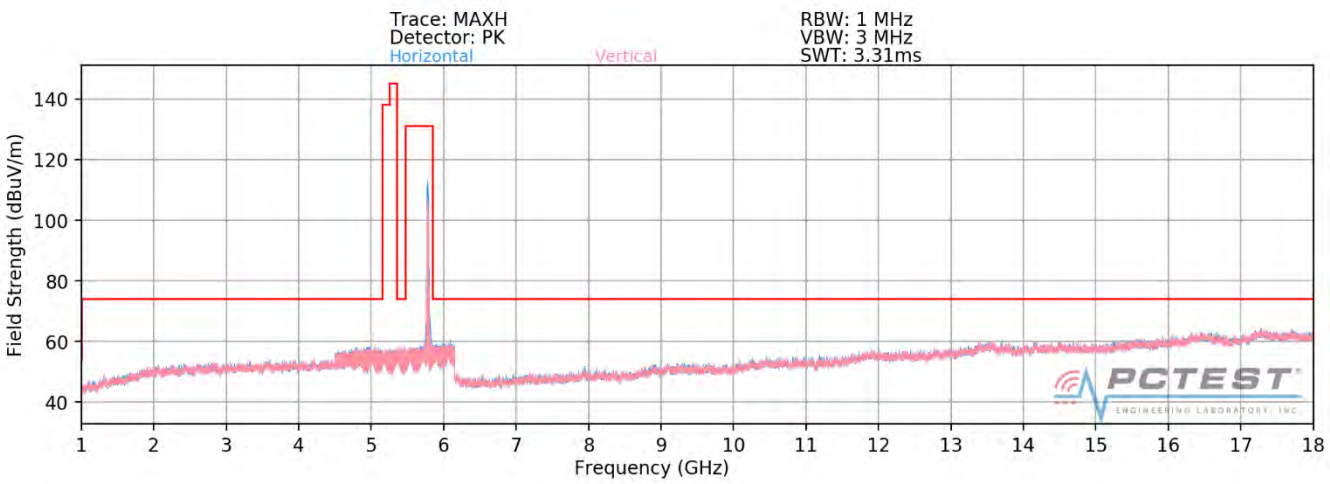

Plot 7-340. Radiated Spurious Plot above 1GHz SISO ANT2 (802.11ax – U3 Ch. 157 – 106 Tones - OPEN)

© 2019 PCTEST Engineering Laboratory, Inc. V 9.0 02/01/2019
All rights reserved. Unless otherwise specified, no part of this report may be reproduced or utilized in any part, form or by any means, electronic or mechanical, including photocopying and microfilm, without permission in writing from PCTEST Engineering Laboratory, Inc. If you have any questions about this international copyright or have an enquiry about obtaining additional rights to this report or assembly of contents thereof, please contact INFO@PCTEST.COM.

SISO Antenna-2 Radiated Spurious Emissions Measurements (Above 18GHz)

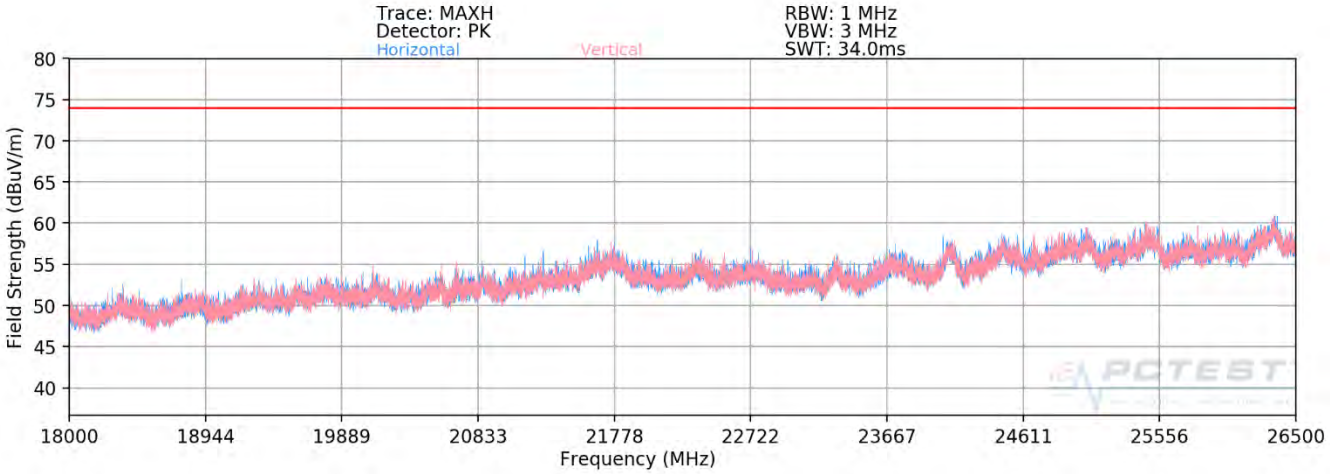

Plot 7-341. Radiated Spurious Plot above 18GHz - 26.5GHz SISO ANT2 (802.11ax – 106 Tones – OPEN)

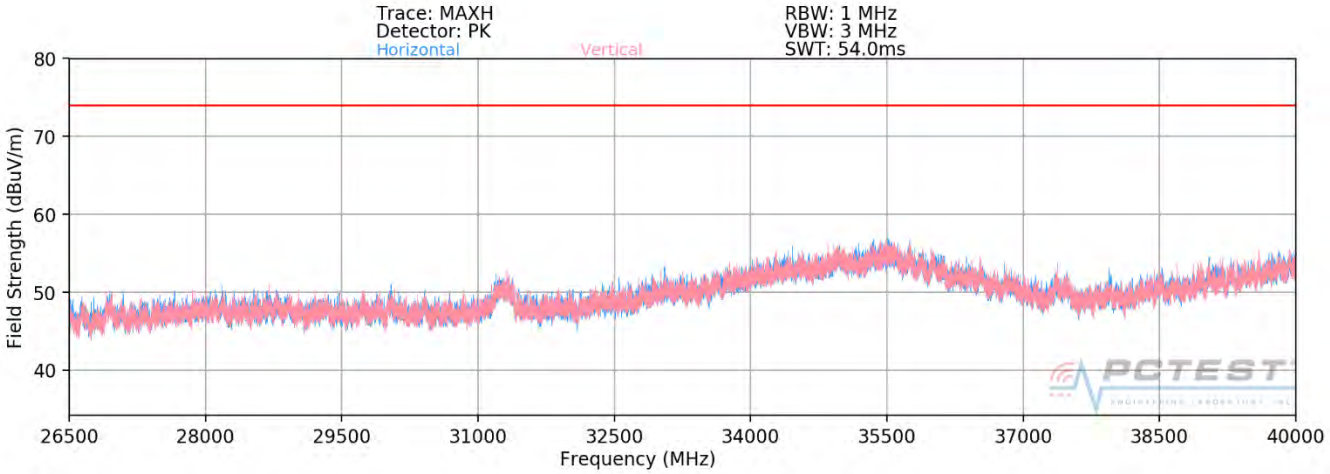

Plot 7-342. Radiated Spurious Plot 26.5GHz - 40GHz SISO ANT2 (802.11ax – 106 Tones – OPEN)

© 2019 PCTEST Engineering Laboratory, Inc. V 9.0 02/01/2019
All rights reserved. Unless otherwise specified, no part of this report may be reproduced or utilized in any part, form or by any means, electronic or mechanical, including photocopying and microfilm, without permission in writing from PCTEST Engineering Laboratory, Inc. If you have any questions about this international copyright or have an enquiry about obtaining additional rights to this report or assembly of contents thereof, please contact INFO@PCTEST.COM.

SISO Antenna-2 Radiated Spurious Emission Measurements

§15.407(b) §15.205 & §15.209; RSS-Gen [8.9]

Worst Case Mode:	802.11ax (20MHz BW)
Worst Case Transfer Rate:	MCS0
RU Index:	54
Distance of Measurements:	1 & 3 Meters
Operating Frequency:	5180MHz
Channel:	36

	Frequency [MHz]	Detector	Ant. Pol. [H/V]	Antenna Height [cm]	Turntable Azimuth [degree]	Analyzer Level [dBm]	AFCL [dB/m]	Distance Correction Factor [dB]	Field Strength [dBµV/m]	Limit [dBµV/m]	Margin [dB]
	10360.00	Peak	V	-	-	-72.92	18.99	0.00	53.07	68.20	-15.13
*	15540.00	Average	V	-	-	-84.41	27.73	0.00	50.32	53.98	-3.66
*	15540.00	Peak	V	-	-	-73.15	27.73	0.00	61.58	73.98	-12.40
*	20720.00	Average	V	-	-	-79.21	17.17	-9.54	35.42	53.98	-18.56
*	20720.00	Peak	V	-	-	-68.87	17.17	-9.54	45.76	73.98	-28.22
	25900.00	Peak	V	-	-	-66.79	19.93	-9.54	50.60	68.20	-17.60

Table 7-98. Radiated Measurements SISO ANT2 (106 Tones - CLOSED)

© 2019 PCTEST Engineering Laboratory, Inc. V 9.0 02/01/2019

All rights reserved. Unless otherwise specified, no part of this report may be reproduced or utilized in any part, form or by any means, electronic or mechanical, including photocopying and microfilm, without permission in writing from PCTEST Engineering Laboratory, Inc. If you have any questions about this international copyright or have an enquiry about obtaining additional rights to this report or assembly of contents thereof, please contact INFO@PCTEST.COM.

Worst Case Mode: 802.11ax (20MHz BW)
Worst Case Transfer Rate: MCS0
RU Index: 54
Distance of Measurements: 1 & 3 Meters
Operating Frequency: 5200MHz
Channel: 40

	Frequency [MHz]	Detector	Ant. Pol. [H/V]	Antenna Height [cm]	Turntable Azimuth [degree]	Analyzer Level [dBm]	AFCL [dB/m]	Distance Correction Factor [dB]	Field Strength [dBµV/m]	Limit [dBµV/m]	Margin [dB]
	10400.00	Peak	V	-	-	-72.70	19.36	0.00	53.66	68.20	-14.54
*	15600.00	Average	V	-	-	-84.17	27.61	0.00	50.44	53.98	-3.54
*	15600.00	Peak	V	-	-	-72.57	27.61	0.00	62.04	73.98	-11.94
*	20800.00	Average	V	-	-	-78.60	17.31	-9.54	36.17	53.98	-17.81
*	20800.00	Peak	V	-	-	-69.18	17.31	-9.54	45.59	73.98	-28.39
	26000.00	Peak	V	-	-	-67.73	19.60	-9.54	49.33	68.20	-18.87

Table 7-99. Radiated Measurements SISO ANT2 (106 Tones - CLOSED)

Worst Case Mode: 802.11ax (20MHz BW)
Worst Case Transfer Rate: MCS0
RU Index: 54
Distance of Measurements: 1 & 3 Meters
Operating Frequency: 5240MHz
Channel: 48

	Frequency [MHz]	Detector	Ant. Pol. [H/V]	Antenna Height [cm]	Turntable Azimuth [degree]	Analyzer Level [dBm]	AFCL [dB/m]	Distance Correction Factor [dB]	Field Strength [dBµV/m]	Limit [dBµV/m]	Margin [dB]
	10480.00	Peak	V	-	-	-72.47	19.72	0.00	54.25	68.20	-13.95
*	15720.00	Average	V	-	-	-84.37	27.41	0.00	50.04	53.98	-3.94
*	15720.00	Peak	V	-	-	-72.38	27.41	0.00	62.03	73.98	-11.95
*	20960.00	Average	V	-	-	-78.88	17.60	-9.54	36.17	53.98	-17.81
*	20960.00	Peak	V	-	-	-69.69	17.60	-9.54	45.37	73.98	-28.61
	26200.00	Peak	V	-	-	-67.30	19.73	-9.54	49.89	68.20	-18.31

Table 7-100. Radiated Measurements SISO ANT2 (106 Tones - CLOSED)

© 2019 PCTEST Engineering Laboratory, Inc. V 9.0 02/01/2019
All rights reserved. Unless otherwise specified, no part of this report may be reproduced or utilized in any part, form or by any means, electronic or mechanical, including photocopying and microfilm, without permission in writing from PCTEST Engineering Laboratory, Inc. If you have any questions about this international copyright or have an enquiry about obtaining additional rights to this report or assembly of contents thereof, please contact INFO@PCTEST.COM.

Worst Case Mode: 802.11ax (20MHz BW)
Worst Case Transfer Rate: MCS0
RU Index: 54
Distance of Measurements: 1 & 3 Meters
Operating Frequency: 5260MHz
Channel: 52

	Frequency [MHz]	Detector	Ant. Pol. [H/V]	Antenna Height [cm]	Turntable Azimuth [degree]	Analyzer Level [dBm]	AFCL [dB/m]	Distance Correction Factor [dB]	Field Strength [dBµV/m]	Limit [dBµV/m]	Margin [dB]
	10520.00	Peak	V	-	-	-74.42	19.44	0.00	52.02	68.20	-16.18
*	15780.00	Average	V	-	-	-84.14	27.10	0.00	49.96	53.98	-4.02
*	15780.00	Peak	V	-	-	-73.23	27.10	0.00	60.87	73.98	-13.11
*	21040.00	Average	V	-	-	-78.63	17.67	-9.54	36.50	53.98	-17.48
*	21040.00	Peak	V	-	-	-68.67	17.67	-9.54	46.46	73.98	-27.52
	26300.00	Peak	V	-	-	-67.92	20.29	-9.54	49.83	68.20	-18.37

Table 7-101. Radiated Measurements SISO ANT2 (106 Tones - CLOSED)

Worst Case Mode: 802.11ax (20MHz BW)
Worst Case Transfer Rate: MCS0
RU Index: 54
Distance of Measurements: 1 & 3 Meters
Operating Frequency: 5280MHz
Channel: 56

	Frequency [MHz]	Detector	Ant. Pol. [H/V]	Antenna Height [cm]	Turntable Azimuth [degree]	Analyzer Level [dBm]	AFCL [dB/m]	Distance Correction Factor [dB]	Field Strength [dBµV/m]	Limit [dBµV/m]	Margin [dB]
	10560.00	Peak	V	-	-	-73.84	19.62	0.00	52.78	68.20	-15.42
*	15840.00	Average	V	-	-	-85.61	27.05	0.00	48.44	53.98	-5.54
*	15840.00	Peak	V	-	-	-73.67	27.05	0.00	60.38	73.98	-13.60
*	21120.00	Average	V	-	-	-78.88	17.83	-9.54	36.41	53.98	-17.56
*	21120.00	Peak	V	-	-	-68.84	17.83	-9.54	46.46	73.98	-27.52
	26400.00	Peak	V	-	-	-67.67	20.07	-9.54	49.86	68.20	-18.34

Table 7-102. Radiated Measurements SISO ANT2 (106 Tones - CLOSED)

© 2019 PCTEST Engineering Laboratory, Inc. V 9.0 02/01/2019
All rights reserved. Unless otherwise specified, no part of this report may be reproduced or utilized in any part, form or by any means, electronic or mechanical, including photocopying and microfilm, without permission in writing from PCTEST Engineering Laboratory, Inc. If you have any questions about this international copyright or have an enquiry about obtaining additional rights to this report or assembly of contents thereof, please contact INFO@PCTEST.COM.

Worst Case Mode: 802.11ax (20MHz BW)
Worst Case Transfer Rate: MCS0
RU Index: 54
Distance of Measurements: 1 & 3 Meters
Operating Frequency: 5320MHz
Channel: 64

	Frequency [MHz]	Detector	Ant. Pol. [H/V]	Antenna Height [cm]	Turntable Azimuth [degree]	Analyzer Level [dBm]	AFCL [dB/m]	Distance Correction Factor [dB]	Field Strength [dBµV/m]	Limit [dBµV/m]	Margin [dB]
*	10640.00	Average	V	-	-	-83.34	19.97	0.00	43.63	53.98	-10.35
*	10640.00	Peak	V	-	-	-72.82	19.97	0.00	54.15	73.98	-19.83
*	15960.00	Average	V	-	-	-83.87	27.35	0.00	50.48	53.98	-3.50
*	15960.00	Peak	V	-	-	-72.91	27.35	0.00	61.44	73.98	-12.54
*	21280.00	Average	V	-	-	-78.58	17.98	-9.54	36.86	53.98	-17.12
*	21280.00	Peak	V	-	-	-69.86	17.98	-9.54	45.58	73.98	-28.40
	26600.00	Peak	V	-	-	-52.88	3.11	-9.54	47.69	68.20	-20.51

Table 7-103. Radiated Measurements SISO ANT2 (106 Tones - CLOSED)

Worst Case Mode: 802.11ax (20MHz BW)
Worst Case Transfer Rate: MCS0
RU Index: 54
Distance of Measurements: 1 & 3 Meters
Operating Frequency: 5500MHz
Channel: 100

	Frequency [MHz]	Detector	Ant. Pol. [H/V]	Antenna Height [cm]	Turntable Azimuth [degree]	Analyzer Level [dBm]	AFCL [dB/m]	Distance Correction Factor [dB]	Field Strength [dBµV/m]	Limit [dBµV/m]	Margin [dB]
*	11000.00	Average	V	-	-	-83.26	20.31	0.00	44.05	53.98	-9.93
*	11000.00	Peak	V	-	-	-72.96	20.31	0.00	54.35	73.98	-19.63
	16500.00	Peak	V	-	-	-74.08	28.49	0.00	61.41	68.20	-6.79
	22000.00	Peak	V	-	-	-70.01	18.43	-9.54	45.88	68.20	-22.32
	27500.00	Peak	V	-	-	-52.55	2.08	-9.54	47.00	68.20	-21.20

Table 7-104. Radiated Measurements SISO ANT2 (106 Tones - CLOSED)

© 2019 PCTEST Engineering Laboratory, Inc. V 9.0 02/01/2019
All rights reserved. Unless otherwise specified, no part of this report may be reproduced or utilized in any part, form or by any means, electronic or mechanical, including photocopying and microfilm, without permission in writing from PCTEST Engineering Laboratory, Inc. If you have any questions about this international copyright or have an enquiry about obtaining additional rights to this report or assembly of contents thereof, please contact INFO@PCTEST.COM.

Worst Case Mode:	802.11ax (20MHz BW)
Worst Case Transfer Rate:	MCS0
RU Index:	54
Distance of Measurements:	1 & 3 Meters
Operating Frequency:	5600MHz
Channel:	120

	Frequency [MHz]	Detector	Ant. Pol. [H/V]	Antenna Height [cm]	Turntable Azimuth [degree]	Analyzer Level [dBm]	AFCL [dB/m]	Distance Correction Factor [dB]	Field Strength [dBµV/m]	Limit [dBµV/m]	Margin [dB]
*	11200.00	Average	V	-	-	-83.83	19.97	0.00	43.14	53.98	-10.84
*	11200.00	Peak	V	-	-	-72.59	19.97	0.00	54.38	73.98	-19.60
	16800.00	Peak	V	-	-	-73.31	28.82	0.00	62.51	68.20	-5.69
*	22400.00	Average	V	-	-	-78.50	19.18	-9.54	38.15	53.98	-15.83
*	22400.00	Peak	V	-	-	-68.90	19.18	-9.54	47.74	73.98	-26.24
	28000.00	Peak	V	-	-	-52.83	3.37	-9.54	48.00	68.20	-20.20

Table 7-105. Radiated Measurements SISO ANT2 (106 Tones - CLOSED)

Worst Case Mode:	802.11ax (20MHz BW)
Worst Case Transfer Rate:	MCS0
RU Index:	54
Distance of Measurements:	1 & 3 Meters
Operating Frequency:	5720MHz
Channel:	144

	Frequency [MHz]	Detector	Ant. Pol. [H/V]	Antenna Height [cm]	Turntable Azimuth [degree]	Analyzer Level [dBm]	AFCL [dB/m]	Distance Correction Factor [dB]	Field Strength [dBµV/m]	Limit [dBµV/m]	Margin [dB]
*	11440.00	Average	V	-	-	-84.51	20.26	0.00	42.75	53.98	-11.23
*	11440.00	Peak	V	-	-	-72.94	20.26	0.00	54.32	73.98	-19.66
	17160.00	Peak	V	-	-	-73.42	29.62	0.00	63.20	68.20	-5.00
*	22880.00	Average	V	-	-	-78.75	18.88	-9.54	37.59	53.98	-16.39
*	22880.00	Peak	V	-	-	-69.41	18.88	-9.54	46.93	73.98	-27.05
	28600.00	Peak	V	-	-	-53.25	1.74	-9.54	45.94	68.20	-22.26

Table 7-106. Radiated Measurements SISO ANT2 (106 Tones - CLOSED)

© 2019 PCTEST Engineering Laboratory, Inc. V 9.0 02/01/2019
All rights reserved. Unless otherwise specified, no part of this report may be reproduced or utilized in any part, form or by any means, electronic or mechanical, including photocopying and microfilm, without permission in writing from PCTEST Engineering Laboratory, Inc. If you have any questions about this international copyright or have an enquiry about obtaining additional rights to this report or assembly of contents thereof, please contact INFO@PCTEST.COM.

Worst Case Mode:	802.11ax (20MHz BW)
Worst Case Transfer Rate:	MCS0
RU Index:	54
Distance of Measurements:	1 & 3 Meters
Operating Frequency:	5745MHz
Channel:	149

	Frequency [MHz]	Detector	Ant. Pol. [H/V]	Antenna Height [cm]	Turntable Azimuth [degree]	Analyzer Level [dBm]	AFCL [dB/m]	Distance Correction Factor [dB]	Field Strength [dBµV/m]	Limit [dBµV/m]	Margin [dB]
*	11490.00	Average	V	-	-	-83.65	20.36	0.00	43.71	53.98	-10.27
*	11490.00	Peak	V	-	-	-73.54	20.36	0.00	53.82	73.98	-20.16
	17235.00	Peak	V	-	-	-74.51	29.51	0.00	62.00	68.20	-6.20
*	22980.00	Average	V	-	-	-78.87	19.03	-9.54	37.62	53.98	-16.36
*	22980.00	Peak	V	-	-	-69.10	19.03	-9.54	47.40	73.98	-26.58
	28725.00	Peak	V	-	-	-52.21	2.47	-9.54	47.73	68.20	-20.47

Table 7-107. Radiated Measurements SISO ANT2 (106 Tones - CLOSED)

Worst Case Mode:	802.11ax (20MHz BW)
Worst Case Transfer Rate:	MCS0
RU Index:	54
Distance of Measurements:	1 & 3 Meters
Operating Frequency:	5785MHz
Channel:	157

	Frequency [MHz]	Detector	Ant. Pol. [H/V]	Antenna Height [cm]	Turntable Azimuth [degree]	Analyzer Level [dBm]	AFCL [dB/m]	Distance Correction Factor [dB]	Field Strength [dBµV/m]	Limit [dBµV/m]	Margin [dB]
*	11570.00	Average	V	-	-	-84.41	21.02	0.00	43.61	53.98	-10.37
*	11570.00	Peak	V	-	-	-72.65	21.02	0.00	55.37	73.98	-18.61
	17355.00	Peak	V	-	-	-72.85	29.63	0.00	63.78	68.20	-4.42
	23140.00	Peak	V	-	-	-69.87	18.82	-9.54	46.41	68.20	-21.79
	28925.00	Peak	V	-	-	-52.60	2.80	-9.54	47.66	68.20	-20.54

Table 7-108. Radiated Measurements SISO ANT2 (106 Tones - CLOSED)

© 2019 PCTEST Engineering Laboratory, Inc. V 9.0 02/01/2019
All rights reserved. Unless otherwise specified, no part of this report may be reproduced or utilized in any part, form or by any means, electronic or mechanical, including photocopying and microfilm, without permission in writing from PCTEST Engineering Laboratory, Inc. If you have any questions about this international copyright or have an enquiry about obtaining additional rights to this report or assembly of contents thereof, please contact INFO@PCTEST.COM.

Worst Case Mode:	802.11ax (20MHz BW)
Worst Case Transfer Rate:	MCS0
RU Index:	54
Distance of Measurements:	1 & 3 Meters
Operating Frequency:	5825MHz
Channel:	165

	Frequency [MHz]	Detector	Ant. Pol. [H/V]	Antenna Height [cm]	Turntable Azimuth [degree]	Analyzer Level [dBm]	AFCL [dB/m]	Distance Correction Factor [dB]	Field Strength [dBµV/m]	Limit [dBµV/m]	Margin [dB]
*	11650.00	Average	V	-	-	-83.60	21.21	0.00	44.61	53.98	-9.37
*	11650.00	Peak	V	-	-	-74.89	21.21	0.00	53.32	73.98	-20.66
	17475.00	Peak	V	-	-	-73.51	29.76	0.00	63.25	68.20	-4.95
	23300.00	Peak	V	-	-	-68.28	18.40	-9.54	47.58	68.20	-20.62
	29125.00	Peak	V	-	-	-51.82	1.07	-9.54	46.71	68.20	-21.49

Table 7-109. Radiated Measurements SISO ANT2 (106 Tones - CLOSED)

© 2019 PCTEST Engineering Laboratory, Inc. V 9.0 02/01/2019

All rights reserved. Unless otherwise specified, no part of this report may be reproduced or utilized in any part, form or by any means, electronic or mechanical, including photocopying and microfilm, without permission in writing from PCTEST Engineering Laboratory, Inc. If you have any questions about this international copyright or have an enquiry about obtaining additional rights to this report or assembly of contents thereof, please contact INFO@PCTEST.COM.

242 Tones

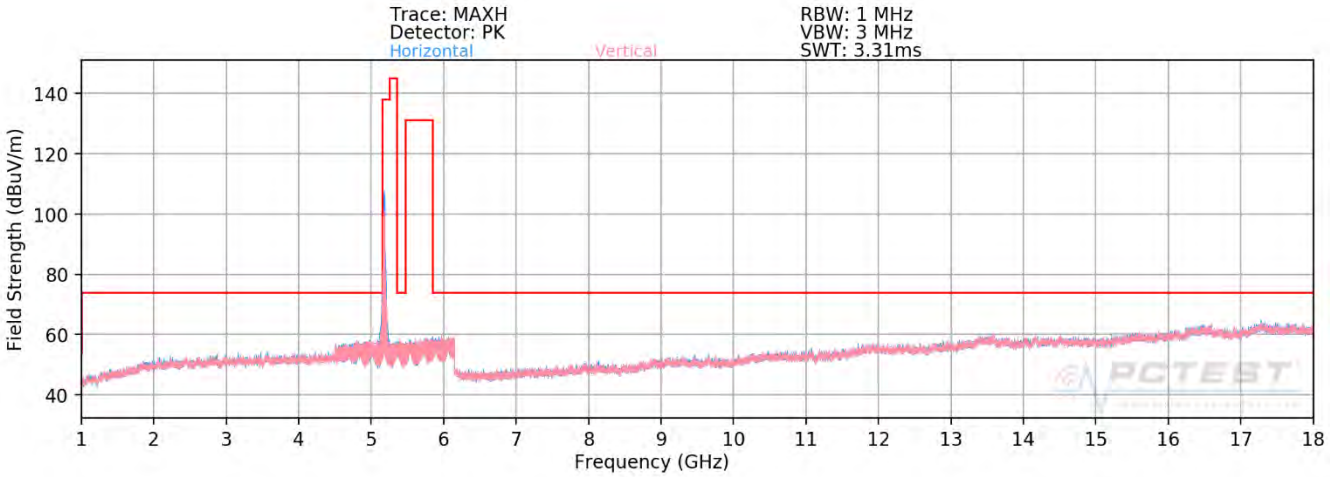

Plot 7-343. Radiated Spurious Plot above 1GHz SISO ANT2 (802.11ax – U1 Ch. 40 – 242 Tones – OPEN)

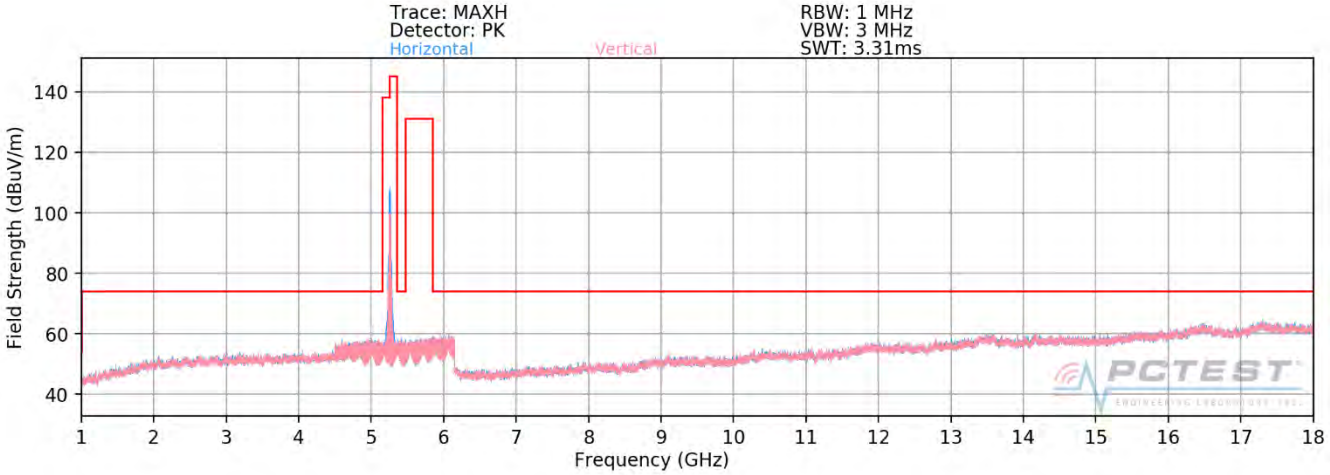

Plot 7-344. Radiated Spurious Plot above 1GHz SISO ANT2 (802.11ax – U2A Ch. 56 – 242 Tones – OPEN)

© 2019 PCTEST Engineering Laboratory, Inc. V 9.0 02/01/2019
All rights reserved. Unless otherwise specified, no part of this report may be reproduced or utilized in any part, form or by any means, electronic or mechanical, including photocopying and microfilm, without permission in writing from PCTEST Engineering Laboratory, Inc. If you have any questions about this international copyright or have an enquiry about obtaining additional rights to this report or assembly of contents thereof, please contact INFO@PCTEST.COM.

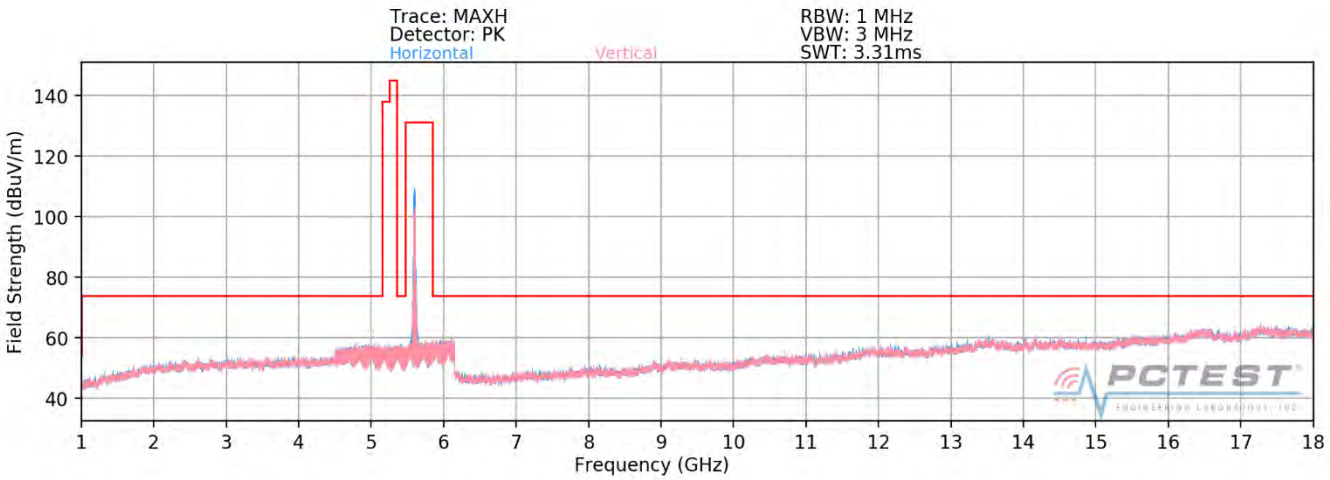

Plot 7-345. Radiated Spurious Plot above 1GHz SISO ANT2 (802.11ax – U2C Ch. 120 – 242 Tones – OPEN)

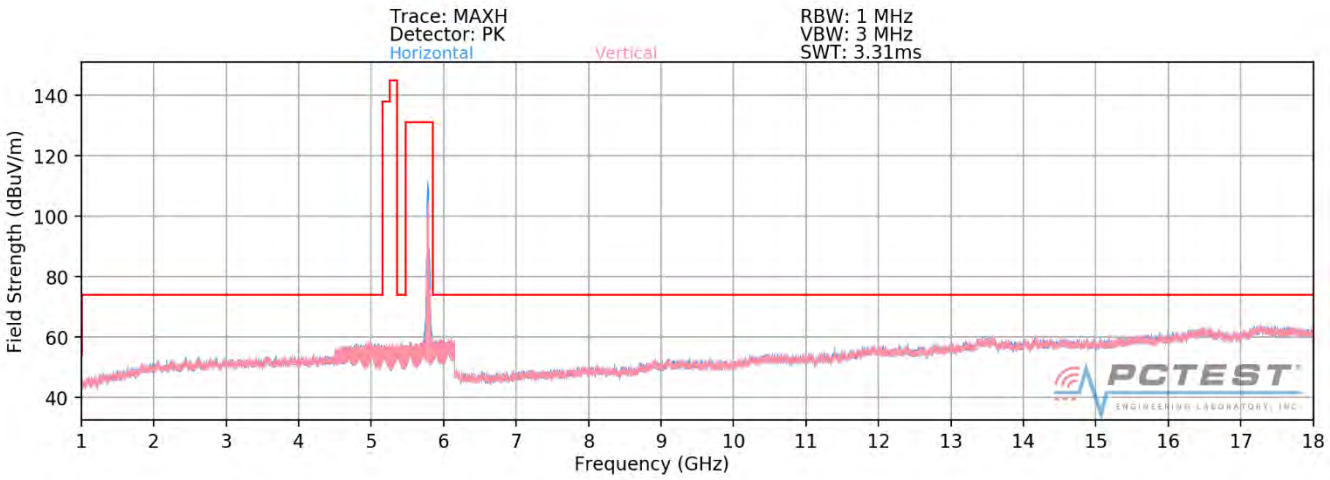

Plot 7-346. Radiated Spurious Plot above 1GHz SISO ANT2 (802.11ax – U3 Ch. 157 – 242 Tones – OPEN)

© 2019 PCTEST Engineering Laboratory, Inc. V 9.0 02/01/2019
All rights reserved. Unless otherwise specified, no part of this report may be reproduced or utilized in any part, form or by any means, electronic or mechanical, including photocopying and microfilm, without permission in writing from PCTEST Engineering Laboratory, Inc. If you have any questions about this international copyright or have an enquiry about obtaining additional rights to this report or assembly of contents thereof, please contact INFO@PCTEST.COM.

SISO Antenna-2 Radiated Spurious Emissions Measurements (Above 18GHz)

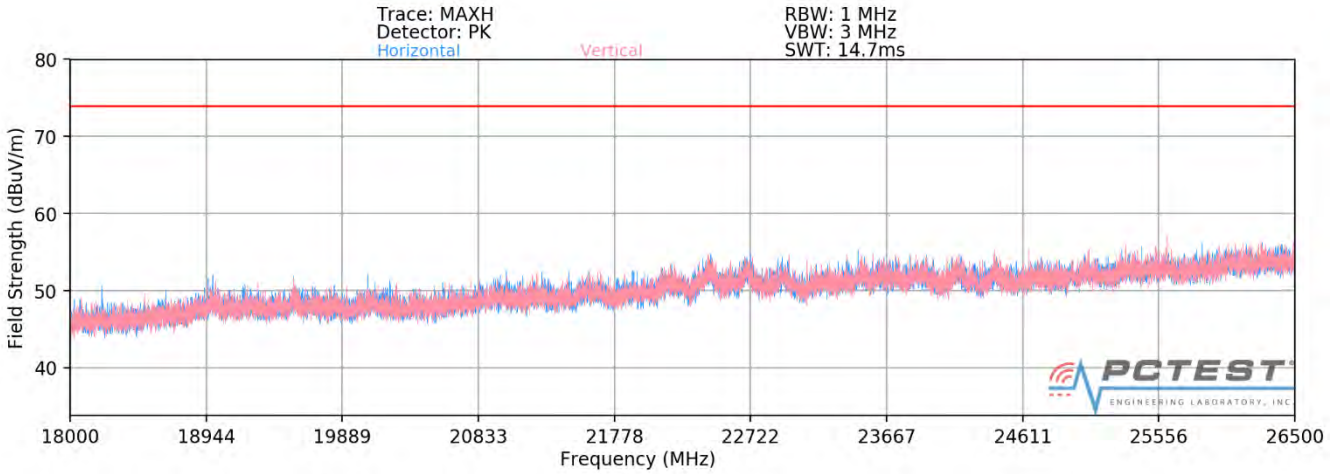

Plot 7-347. Radiated Spurious Plot 26.5GHz - 40GHz SISO ANT2 (802.11ax – 106 Tones – OPEN)

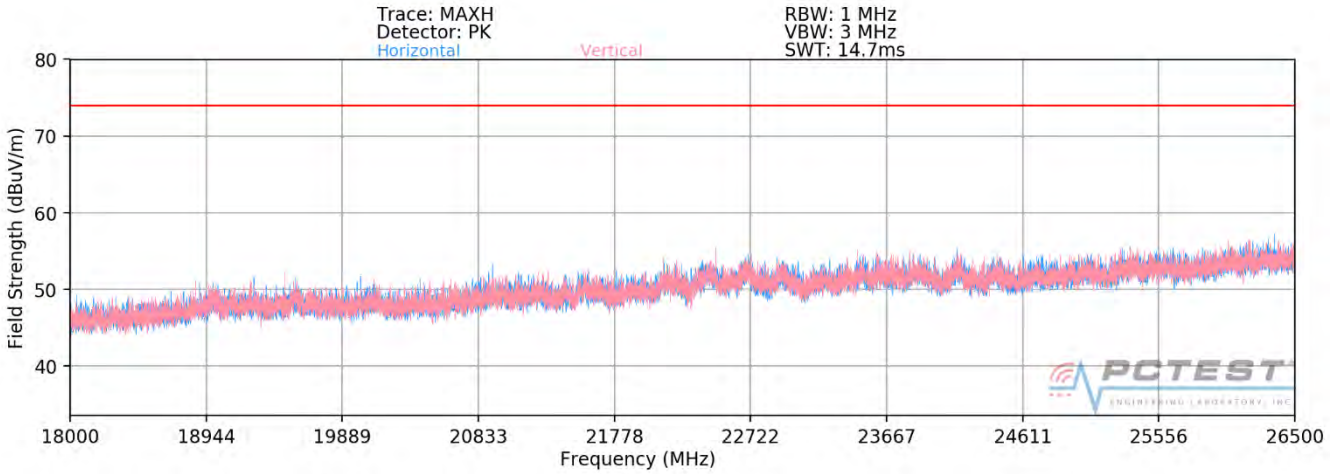

Plot 7-348. Radiated Spurious Plot 26.5GHz - 40GHz SISO ANT2 (802.11ax – 106 Tones – CLOSED)

© 2019 PCTEST Engineering Laboratory, Inc. V 9.0 02/01/2019
All rights reserved. Unless otherwise specified, no part of this report may be reproduced or utilized in any part, form or by any means, electronic or mechanical, including photocopying and microfilm, without permission in writing from PCTEST Engineering Laboratory, Inc. If you have any questions about this international copyright or have an enquiry about obtaining additional rights to this report or assembly of contents thereof, please contact INFO@PCTEST.COM.

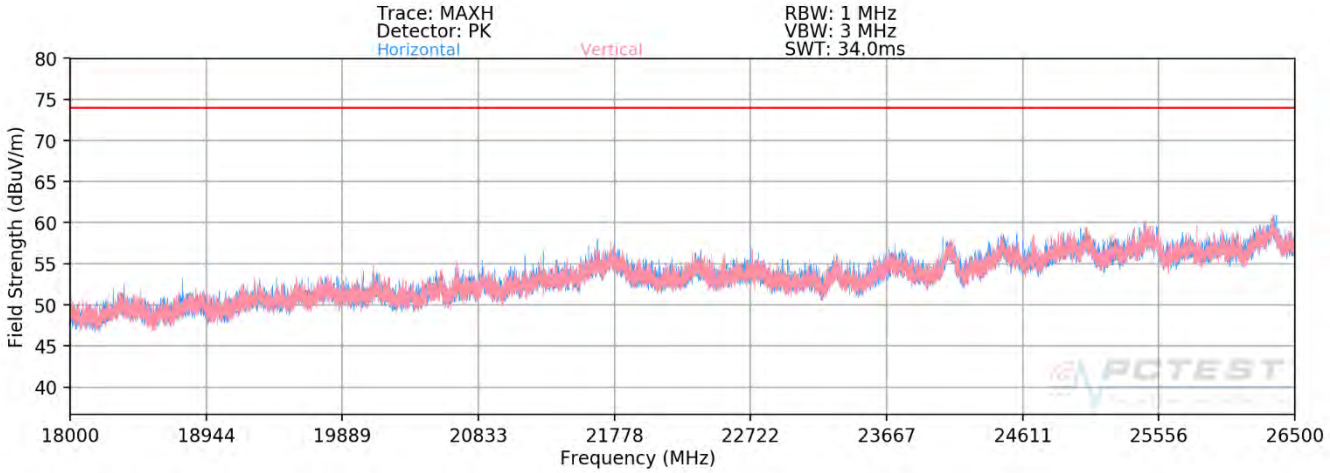

Plot 7-349. Radiated Spurious Plot above 18GHz - 26.5GHz SISO ANT2 (802.11ax – 242 Tones – OPEN)

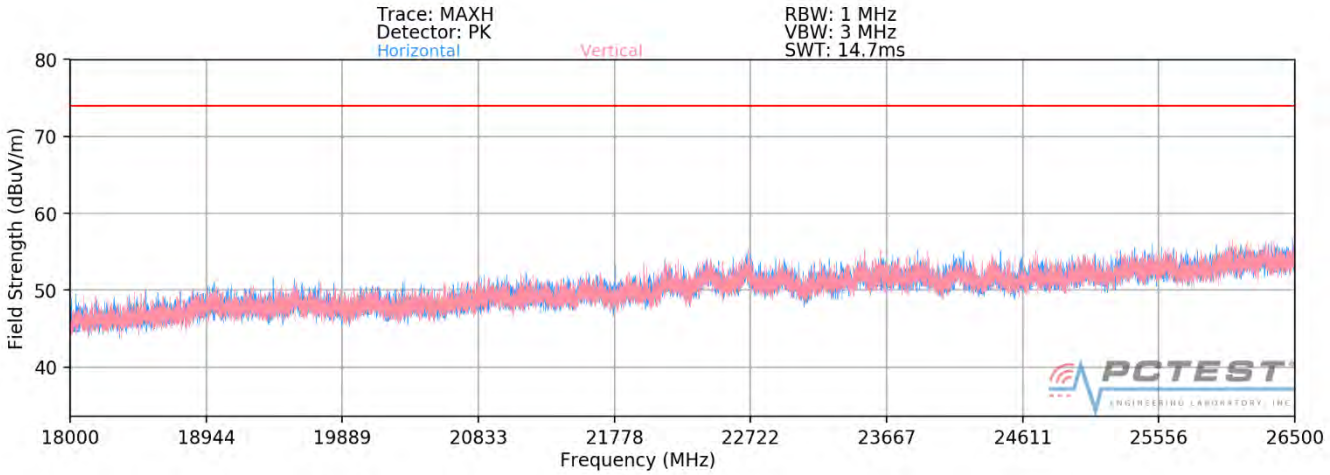

Plot 7-350. Radiated Spurious Plot above 18GHz - 26.5GHz SISO ANT2 (802.11ax – 242 Tones – CLOSED)

© 2019 PCTEST Engineering Laboratory, Inc. V 9.0 02/01/2019
All rights reserved. Unless otherwise specified, no part of this report may be reproduced or utilized in any part, form or by any means, electronic or mechanical, including photocopying and microfilm, without permission in writing from PCTEST Engineering Laboratory, Inc. If you have any questions about this international copyright or have an enquiry about obtaining additional rights to this report or assembly of contents thereof, please contact INFO@PCTEST.COM.

SISO Antenna-2 Radiated Spurious Emission Measurements

§15.407(b) §15.205 & §15.209; RSS-Gen [8.9]

Worst Case Mode: 802.11ax (20MHz BW)
Worst Case Transfer Rate: MCS0
RU Index: 61
Distance of Measurements: 1 & 3 Meters
Operating Frequency: 5180MHz
Channel: 36

	Frequency [MHz]	Detector	Ant. Pol. [H/V]	Antenna Height [cm]	Turntable Azimuth [degree]	Analyzer Level [dBm]	AFCL [dB/m]	Distance Correction Factor [dB]	Field Strength [dBµV/m]	Limit [dBµV/m]	Margin [dB]
	10360.00	Peak	V	337	10	-73.83	15.41	0.00	48.58	68.20	-19.62
*	15540.00	Average	V	130	160	-84.61	22.36	0.00	44.75	53.98	-9.23
*	15540.00	Peak	V	130	160	-74.31	22.36	0.00	55.05	73.98	-18.93
*	20720.00	Average	V	-	-	-79.07	17.17	-9.54	35.55	53.98	-18.43
*	20720.00	Peak	V	-	-	-69.40	17.17	-9.54	45.23	73.98	-28.75
	25900.00	Peak	V	-	-	-67.53	19.93	-9.54	49.85	68.20	-18.35

Table 7-110. Radiated Measurements SISO ANT2 (242 Tones - CLOSED)

Worst Case Mode: 802.11ax (20MHz BW)
Worst Case Transfer Rate: MCS0
RU Index: 61
Distance of Measurements: 1 & 3 Meters
Operating Frequency: 5200MHz
Channel: 40

	Frequency [MHz]	Detector	Ant. Pol. [H/V]	Antenna Height [cm]	Turntable Azimuth [degree]	Analyzer Level [dBm]	AFCL [dB/m]	Distance Correction Factor [dB]	Field Strength [dBµV/m]	Limit [dBµV/m]	Margin [dB]
	10400.00	Peak	V	-	-	-74.15	15.50	0.00	48.35	68.20	-19.85
*	15600.00	Average	V	-	-	-84.36	22.52	0.00	45.16	53.98	-8.82
*	15600.00	Peak	V	-	-	-73.61	22.52	0.00	55.91	73.98	-18.07
*	20800.00	Average	V	-	-	-78.98	17.31	-9.54	35.79	53.98	-18.19
*	20800.00	Peak	V	-	-	-68.99	17.31	-9.54	45.78	73.98	-28.20
	26000.00	Peak	V	-	-	-67.62	19.60	-9.54	49.44	68.20	-18.76

Table 7-111. Radiated Measurements SISO ANT2 (242 Tones - CLOSED)

© 2019 PCTEST Engineering Laboratory, Inc. V 9.0 02/01/2019
All rights reserved. Unless otherwise specified, no part of this report may be reproduced or utilized in any part, form or by any means, electronic or mechanical, including photocopying and microfilm, without permission in writing from PCTEST Engineering Laboratory, Inc. If you have any questions about this international copyright or have an enquiry about obtaining additional rights to this report or assembly of contents thereof, please contact INFO@PCTEST.COM.

Worst Case Mode: 802.11ax (20MHz BW)
Worst Case Transfer Rate: MCS0
RU Index: 61
Distance of Measurements: 1 & 3 Meters
Operating Frequency: 5240MHz
Channel: 48

	Frequency [MHz]	Detector	Ant. Pol. [H/V]	Antenna Height [cm]	Turntable Azimuth [degree]	Analyzer Level [dBm]	AFCL [dB/m]	Distance Correction Factor [dB]	Field Strength [dBµV/m]	Limit [dBµV/m]	Margin [dB]
	10480.00	Peak	V	-	-	-74.39	15.49	0.00	48.10	68.20	-20.10
*	15720.00	Average	V	-	-	-84.51	22.76	0.00	45.25	53.98	-8.73
*	15720.00	Peak	V	-	-	-74.62	22.76	0.00	55.14	73.98	-18.84
*	20960.00	Average	V	-	-	-78.54	17.60	-9.54	36.51	53.98	-17.46
*	20960.00	Peak	V	-	-	-69.30	17.60	-9.54	45.75	73.98	-28.23
	26200.00	Peak	V	-	-	-68.45	19.73	-9.54	48.73	68.20	-19.47

Table 7-112. Radiated Measurements SISO ANT2 (242 Tones - CLOSED)

Worst Case Mode: 802.11ax (20MHz BW)
Worst Case Transfer Rate: MCS0
RU Index: 61
Distance of Measurements: 1 & 3 Meters
Operating Frequency: 5260MHz
Channel: 52

	Frequency [MHz]	Detector	Ant. Pol. [H/V]	Antenna Height [cm]	Turntable Azimuth [degree]	Analyzer Level [dBm]	AFCL [dB/m]	Distance Correction Factor [dB]	Field Strength [dBµV/m]	Limit [dBµV/m]	Margin [dB]
	10520.00	Peak	V	-	-	-72.61	15.68	0.00	50.07	68.20	-18.13
*	15780.00	Average	V	-	-	-83.51	22.73	0.00	46.22	53.98	-7.76
*	15780.00	Peak	V	-	-	-74.12	22.73	0.00	55.61	73.98	-18.37
*	21040.00	Average	V	-	-	-78.34	17.67	-9.54	36.79	53.98	-17.19
*	21040.00	Peak	V	-	-	-69.11	17.67	-9.54	46.02	73.98	-27.96
	26300.00	Peak	V	-	-	-67.86	20.29	-9.54	49.89	68.20	-18.31

Table 7-113. Radiated Measurements SISO ANT2 (242 Tones - CLOSED)

© 2019 PCTEST Engineering Laboratory, Inc. V 9.0 02/01/2019
All rights reserved. Unless otherwise specified, no part of this report may be reproduced or utilized in any part, form or by any means, electronic or mechanical, including photocopying and microfilm, without permission in writing from PCTEST Engineering Laboratory, Inc. If you have any questions about this international copyright or have an enquiry about obtaining additional rights to this report or assembly of contents thereof, please contact INFO@PCTEST.COM.

Worst Case Mode: 802.11ax (20MHz BW)
Worst Case Transfer Rate: MCS0
RU Index: 61
Distance of Measurements: 1 & 3 Meters
Operating Frequency: 5280MHz
Channel: 56

	Frequency [MHz]	Detector	Ant. Pol. [H/V]	Antenna Height [cm]	Turntable Azimuth [degree]	Analyzer Level [dBm]	AFCL [dB/m]	Distance Correction Factor [dB]	Field Strength [dBµV/m]	Limit [dBµV/m]	Margin [dB]
	10560.00	Peak	V	-	-	-73.63	15.95	0.00	49.32	68.20	-18.88
*	15840.00	Average	V	-	-	-84.15	23.15	0.00	46.00	53.98	-7.98
*	15840.00	Peak	V	-	-	-74.81	23.15	0.00	55.34	73.98	-18.64
*	21120.00	Average	V	-	-	-78.57	17.83	-9.54	36.72	53.98	-17.26
*	21120.00	Peak	V	-	-	-68.93	17.83	-9.54	46.36	73.98	-27.62
	26400.00	Peak	V	-	-	-68.55	20.07	-9.54	48.98	68.20	-19.22

Table 7-114. Radiated Measurements SISO ANT2 (242 Tones - CLOSED)

Worst Case Mode: 802.11ax (20MHz BW)
Worst Case Transfer Rate: MCS0
RU Index: 61
Distance of Measurements: 1 & 3 Meters
Operating Frequency: 5320MHz
Channel: 64

	Frequency [MHz]	Detector	Ant. Pol. [H/V]	Antenna Height [cm]	Turntable Azimuth [degree]	Analyzer Level [dBm]	AFCL [dB/m]	Distance Correction Factor [dB]	Field Strength [dBµV/m]	Limit [dBµV/m]	Margin [dB]
*	10640.00	Average	V	-	-	-83.78	16.08	0.00	39.30	53.98	-14.68
*	10640.00	Peak	V	-	-	-72.97	16.08	0.00	50.11	73.98	-23.87
*	15960.00	Average	V	-	-	-84.15	23.20	0.00	46.05	53.98	-7.93
*	15960.00	Peak	V	-	-	-73.15	23.20	0.00	57.05	73.98	-16.93
*	21280.00	Average	V	-	-	-78.35	17.98	-9.54	37.08	53.98	-16.90
*	21280.00	Peak	V	-	-	-69.29	17.98	-9.54	46.14	73.98	-27.84
	26600.00	Peak	V	-	-	-53.85	3.11	-9.54	46.72	68.20	-21.48

Table 7-115. Radiated Measurements SISO ANT2 (242 Tones - CLOSED)

Worst Case Mode: 802.11ax (20MHz BW)
Worst Case Transfer Rate: MCS0
RU Index: 61
Distance of Measurements: 1 & 3 Meters
Operating Frequency: 5500MHz
Channel: 100

© 2019 PCTEST Engineering Laboratory, Inc. V 9.0 02/01/2019
All rights reserved. Unless otherwise specified, no part of this report may be reproduced or utilized in any part, form or by any means, electronic or mechanical, including photocopying and microfilm, without permission in writing from PCTEST Engineering Laboratory, Inc. If you have any questions about this international copyright or have an enquiry about obtaining additional rights to this report or assembly of contents thereof, please contact INFO@PCTEST.COM.

	Frequency [MHz]	Detector	Ant. Pol. [H/V]	Antenna Height [cm]	Turntable Azimuth [degree]	Analyzer Level [dBm]	AFCL [dB/m]	Distance Correction Factor [dB]	Field Strength [dBµV/m]	Limit [dBµV/m]	Margin [dB]
*	11000.00	Average	V	-	-	-84.03	17.05	0.00	40.02	53.98	-13.96
*	11000.00	Peak	V	-	-	-73.94	17.05	0.00	50.11	73.98	-23.87
	16500.00	Peak	V	-	-	-73.66	24.58	0.00	57.92	68.20	-10.28
	22000.00	Peak	V	-	-	-69.27	18.43	-9.54	46.62	68.20	-21.58
	27500.00	Peak	V	-	-	-51.96	2.08	-9.54	47.58	68.20	-20.62

Table 7-116. Radiated Measurements SISO ANT2 (242 Tones - CLOSED)

Worst Case Mode: 802.11ax (20MHz BW)
Worst Case Transfer Rate: MCS0
RU Index: 61
Distance of Measurements: 1 & 3 Meters
Operating Frequency: 5600MHz
Channel: 120

	Frequency [MHz]	Detector	Ant. Pol. [H/V]	Antenna Height [cm]	Turntable Azimuth [degree]	Analyzer Level [dBm]	AFCL [dB/m]	Distance Correction Factor [dB]	Field Strength [dBµV/m]	Limit [dBµV/m]	Margin [dB]
*	11200.00	Average	V	-	-	-83.75	16.62	0.00	39.87	53.98	-14.11
*	11200.00	Peak	V	-	-	-74.65	16.62	0.00	48.97	73.98	-25.01
	16800.00	Peak	V	-	-	-73.21	24.32	0.00	58.11	68.20	-10.09
*	22400.00	Average	V	-	-	-78.47	19.18	-9.54	38.17	53.98	-15.81
*	22400.00	Peak	V	-	-	-69.15	19.18	-9.54	47.50	73.98	-26.48
	28000.00	Peak	V	-	-	-53.44	3.37	-9.54	47.39	68.20	-20.81

Table 7-117. Radiated Measurements SISO ANT2 (242 Tones - CLOSED)

© 2019 PCTEST Engineering Laboratory, Inc. V 9.0 02/01/2019
All rights reserved. Unless otherwise specified, no part of this report may be reproduced or utilized in any part, form or by any means, electronic or mechanical, including photocopying and microfilm, without permission in writing from PCTEST Engineering Laboratory, Inc. If you have any questions about this international copyright or have an enquiry about obtaining additional rights to this report or assembly of contents thereof, please contact INFO@PCTEST.COM.

Worst Case Mode:	802.11ax (20MHz BW)
Worst Case Transfer Rate:	MCS0
RU Index:	61
Distance of Measurements:	1 & 3 Meters
Operating Frequency:	5720MHz
Channel:	144

	Frequency [MHz]	Detector	Ant. Pol. [H/V]	Antenna Height [cm]	Turntable Azimuth [degree]	Analyzer Level [dBm]	AFCL [dB/m]	Distance Correction Factor [dB]	Field Strength [dBµV/m]	Limit [dBµV/m]	Margin [dB]
*	11440.00	Average	V	-	-	-83.66	17.60	0.00	40.94	53.98	-13.04
*	11440.00	Peak	V	-	-	-74.17	17.60	0.00	50.43	73.98	-23.55
	17160.00	Peak	V	-	-	-74.01	24.61	0.00	57.60	68.20	-10.60
*	22880.00	Average	V	-	-	-78.83	18.88	-9.54	37.51	53.98	-16.47
*	22880.00	Peak	V	-	-	-68.71	18.88	-9.54	47.63	73.98	-26.35
	28600.00	Peak	V	-	-	-54.05	1.74	-9.54	45.15	68.20	-23.05

Table 7-118. Radiated Measurements SISO ANT2 (242 Tones - CLOSED)

Worst Case Mode:	802.11ax (20MHz BW)
Worst Case Transfer Rate:	MCS0
RU Index:	61
Distance of Measurements:	1 & 3 Meters
Operating Frequency:	5745MHz
Channel:	149

	Frequency [MHz]	Detector	Ant. Pol. [H/V]	Antenna Height [cm]	Turntable Azimuth [degree]	Analyzer Level [dBm]	AFCL [dB/m]	Distance Correction Factor [dB]	Field Strength [dBµV/m]	Limit [dBµV/m]	Margin [dB]
*	11490.00	Average	V	-	-	-84.12	17.49	0.00	40.37	53.98	-13.61
*	11490.00	Peak	V	-	-	-72.15	17.49	0.00	52.34	73.98	-21.64
	17235.00	Peak	V	-	-	-72.64	25.28	0.00	59.64	68.20	-8.56
*	22980.00	Average	V	-	-	-78.48	19.03	-9.54	38.01	53.98	-15.97
*	22980.00	Peak	V	-	-	-68.35	19.03	-9.54	48.14	73.98	-25.84
	28725.00	Peak	V	-	-	-52.38	2.47	-9.54	47.56	68.20	-20.64

Table 7-119. Radiated Measurements SISO ANT2 (242 Tones - CLOSED)

© 2019 PCTEST Engineering Laboratory, Inc. V 9.0 02/01/2019
All rights reserved. Unless otherwise specified, no part of this report may be reproduced or utilized in any part, form or by any means, electronic or mechanical, including photocopying and microfilm, without permission in writing from PCTEST Engineering Laboratory, Inc. If you have any questions about this international copyright or have an enquiry about obtaining additional rights to this report or assembly of contents thereof, please contact INFO@PCTEST.COM.

Worst Case Mode:	802.11ax (20MHz BW)
Worst Case Transfer Rate:	MCS0
RU Index:	61
Distance of Measurements:	1 & 3 Meters
Operating Frequency:	5785MHz
Channel:	157

	Frequency [MHz]	Detector	Ant. Pol. [H/V]	Antenna Height [cm]	Turntable Azimuth [degree]	Analyzer Level [dBm]	AFCL [dB/m]	Distance Correction Factor [dB]	Field Strength [dBµV/m]	Limit [dBµV/m]	Margin [dB]
*	11570.00	Average	V	-	-	-84.20	17.65	0.00	40.45	53.98	-13.53
*	11570.00	Peak	V	-	-	-72.61	17.65	0.00	52.04	73.98	-21.94
	17355.00	Peak	V	-	-	-73.26	26.38	0.00	60.12	68.20	-8.08
	23140.00	Peak	V	-	-	-69.50	18.82	-9.54	46.78	68.20	-21.42
	28925.00	Peak	V	-	-	-52.46	2.80	-9.54	47.80	68.20	-20.40

Table 7-120. Radiated Measurements SISO ANT2 (242 Tones - CLOSED)

Worst Case Mode:	802.11ax (20MHz BW)
Worst Case Transfer Rate:	MCS0
RU Index:	61
Distance of Measurements:	1 & 3 Meters
Operating Frequency:	5825MHz
Channel:	165

	Frequency [MHz]	Detector	Ant. Pol. [H/V]	Antenna Height [cm]	Turntable Azimuth [degree]	Analyzer Level [dBm]	AFCL [dB/m]	Distance Correction Factor [dB]	Field Strength [dBµV/m]	Limit [dBµV/m]	Margin [dB]
*	11650.00	Average	V	-	-	-83.46	17.61	0.00	41.15	53.98	-12.83
*	11650.00	Peak	V	-	-	-72.74	17.61	0.00	51.87	73.98	-22.11
	17475.00	Peak	V	-	-	-73.41	26.04	0.00	59.63	68.20	-8.57
	23300.00	Peak	V	-	-	-69.44	18.40	-9.54	46.43	68.20	-21.77
	29125.00	Peak	V	-	-	-52.45	1.07	-9.54	46.08	68.20	-22.12

Table 7-121. Radiated Measurements SISO ANT2 (242 Tones - CLOSED)

© 2019 PCTEST Engineering Laboratory, Inc. V 9.0 02/01/2019
All rights reserved. Unless otherwise specified, no part of this report may be reproduced or utilized in any part, form or by any means, electronic or mechanical, including photocopying and microfilm, without permission in writing from PCTEST Engineering Laboratory, Inc. If you have any questions about this international copyright or have an enquiry about obtaining additional rights to this report or assembly of contents thereof, please contact INFO@PCTEST.COM.

6.6.3 MIMO Radiated Spurious Emission Measurements

106 Tones

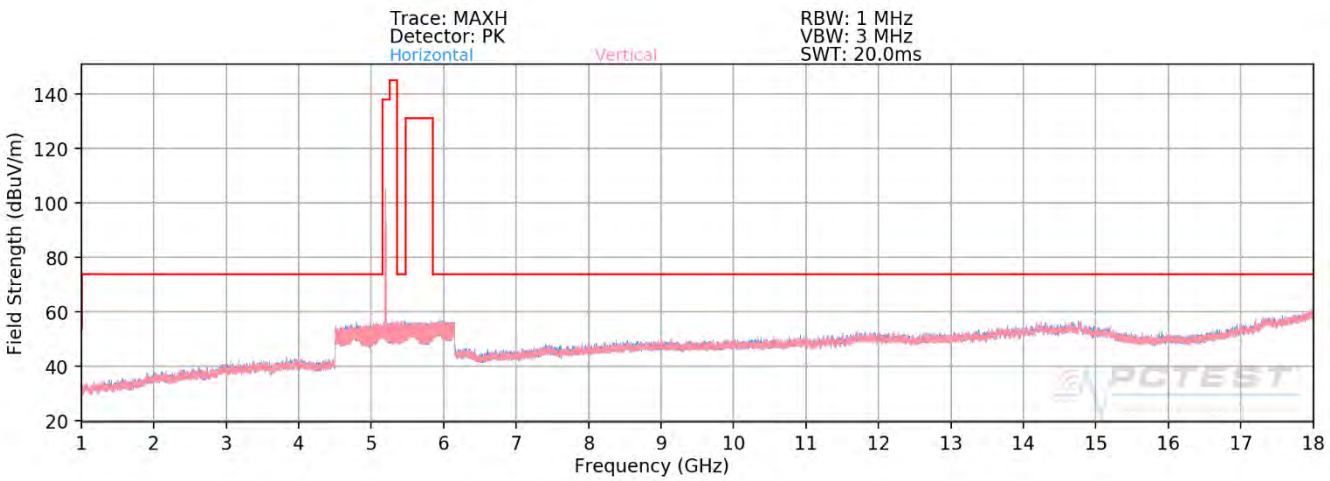

Plot 7-351. Radiated Spurious Plot above 1GHz MIMO (802.11ax – U1 Ch. 40 – 106 Tones - OPEN)

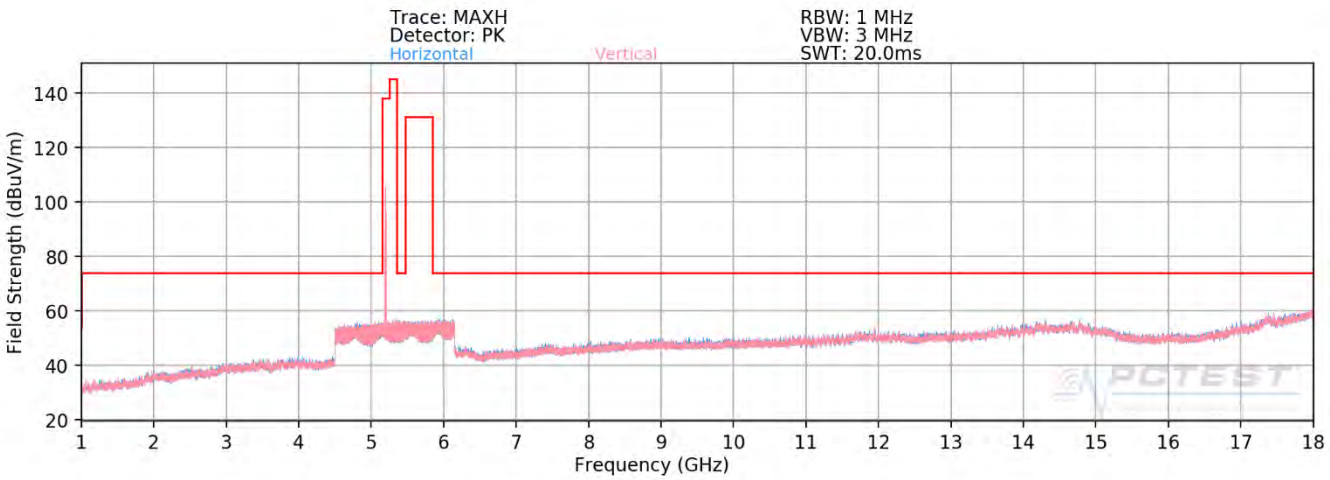

Plot 7-352. Radiated Spurious Plot above 1GHz MIMO (802.11ax – U1 Ch. 40 – 106 Tones - CLOSED)

© 2019 PCTEST Engineering Laboratory, Inc. V 9.0 02/01/2019
All rights reserved. Unless otherwise specified, no part of this report may be reproduced or utilized in any part, form or by any means, electronic or mechanical, including photocopying and microfilm, without permission in writing from PCTEST Engineering Laboratory, Inc. If you have any questions about this international copyright or have an enquiry about obtaining additional rights to this report or assembly of contents thereof, please contact INFO@PCTEST.COM.

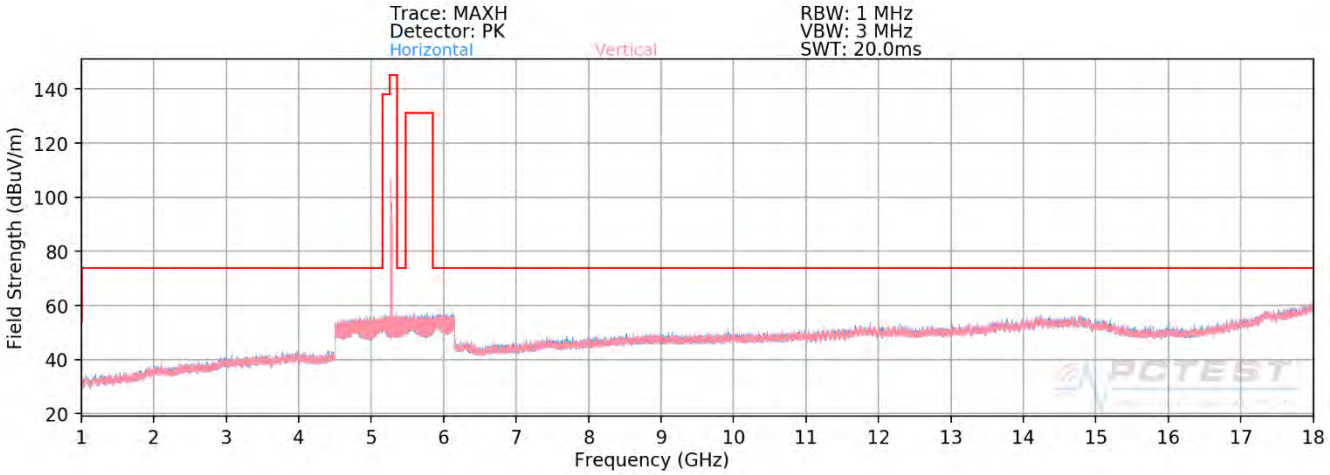

Plot 7-353. Radiated Spurious Plot above 1GHz MIMO (802.11ax – U2A Ch. 56 – 106 Tones - OPEN)

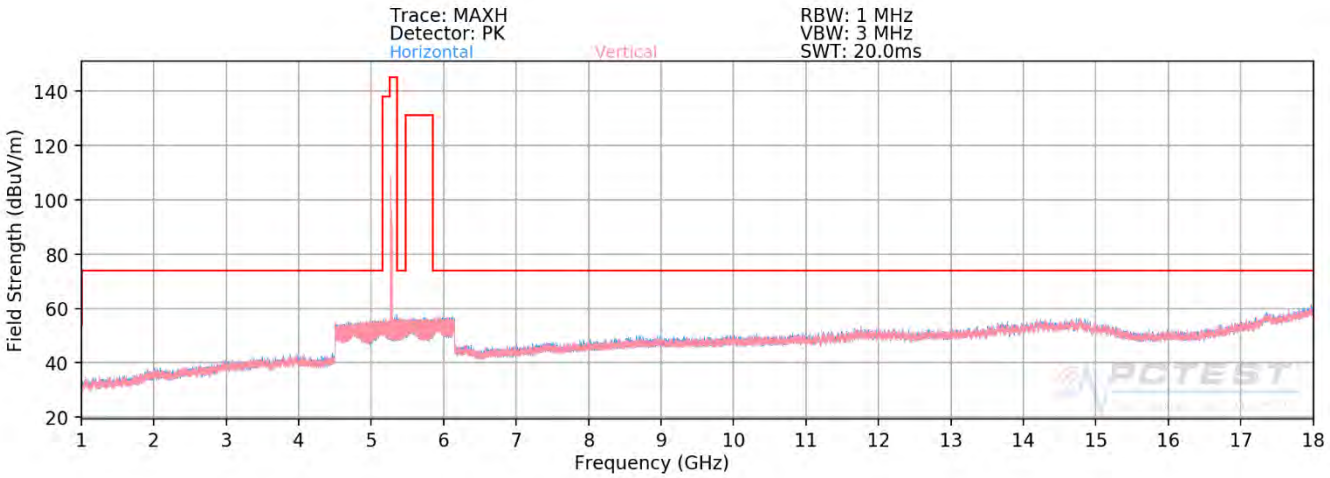

Plot 7-354. Radiated Spurious Plot above 1GHz MIMO (802.11ax – U2A Ch. 56 – 106 Tones - CLOSED)

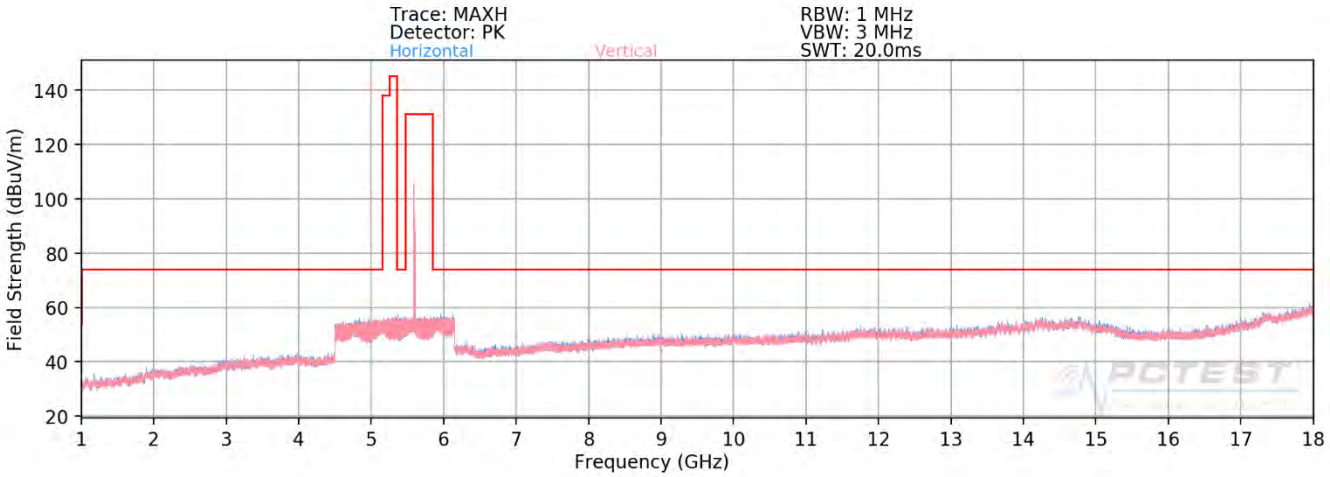

Plot 7-355. Radiated Spurious Plot above 1GHz MIMO (802.11ax – U2C Ch. 120 – 106 Tones - OPEN)

© 2019 PCTEST Engineering Laboratory, Inc. V 9.0 02/01/2019
All rights reserved. Unless otherwise specified, no part of this report may be reproduced or utilized in any part, form or by any means, electronic or mechanical, including photocopying and microfilm, without permission in writing from PCTEST Engineering Laboratory, Inc. If you have any questions about this international copyright or have an enquiry about obtaining additional rights to this report or assembly of contents thereof, please contact INFO@PCTEST.COM.

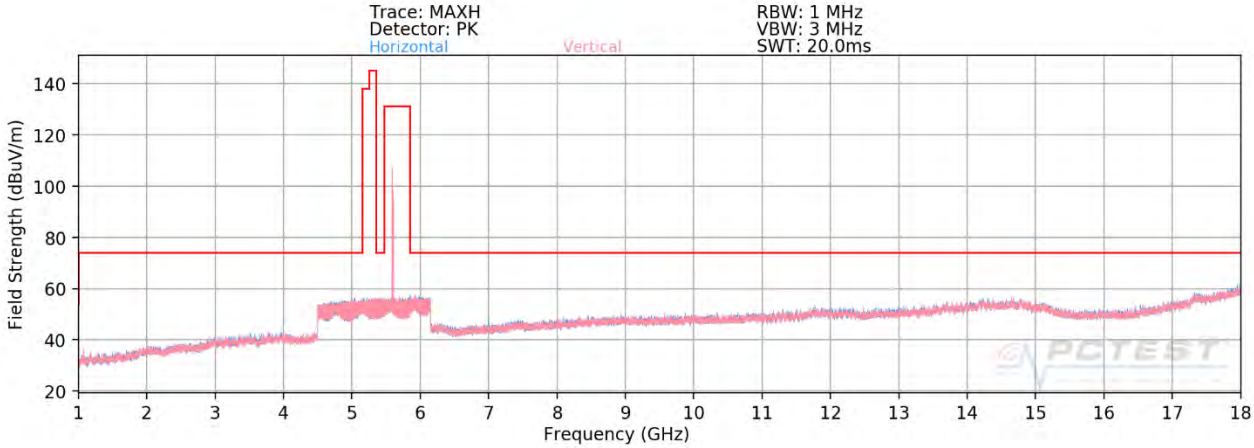

Plot 7-356. Radiated Spurious Plot above 1GHz MIMO (802.11ax – U2C Ch. 120 – 106 Tones - CLOSED)

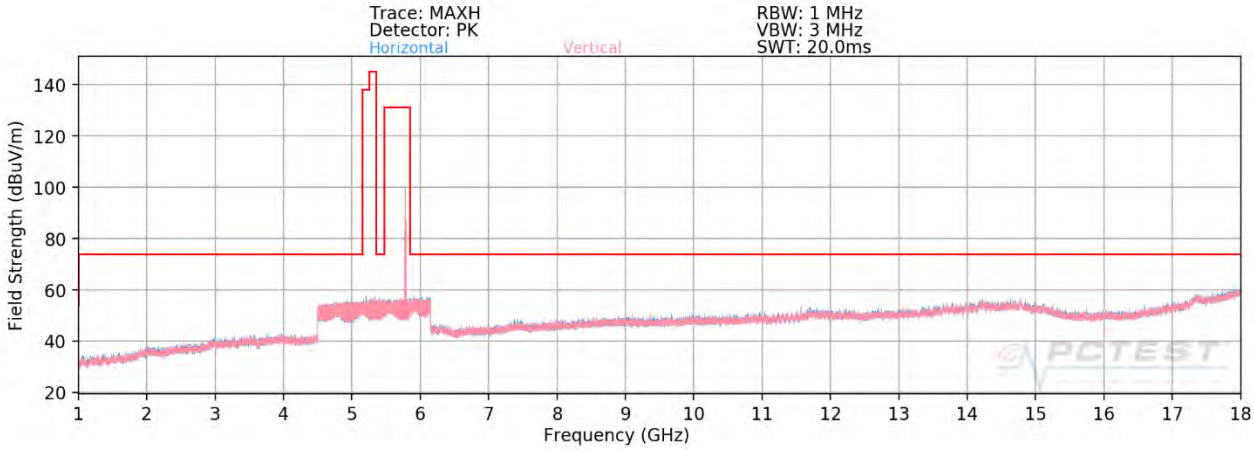

Plot 7-357. Radiated Spurious Plot above 1GHz MIMO (802.11ax – U3 Ch. 157 – 106 Tones - OPEN)

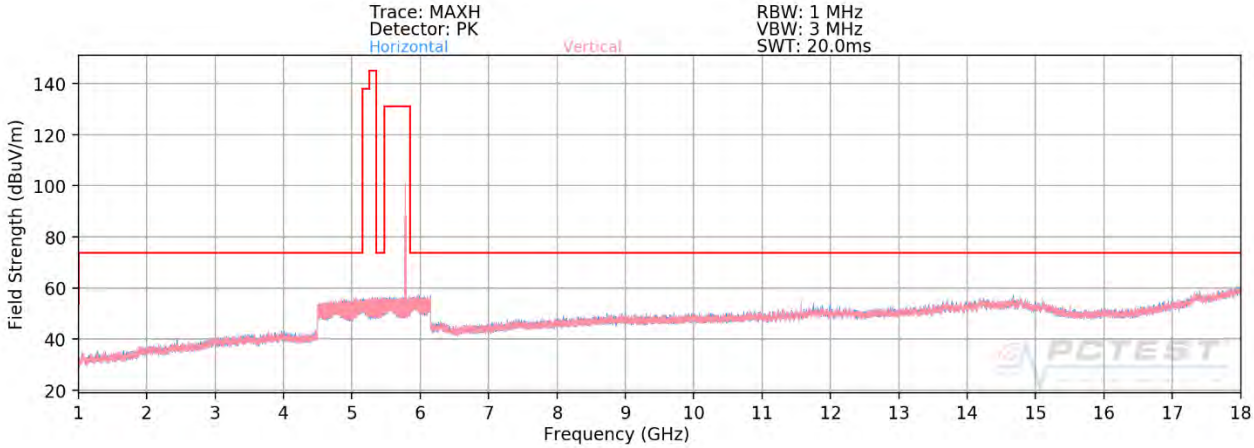

Plot 7-358. Radiated Spurious Plot above 1GHz MIMO (802.11ax – U3 Ch. 157 – 106 Tones - CLOSED)

© 2019 PCTEST Engineering Laboratory, Inc. V 9.0 02/01/2019
All rights reserved. Unless otherwise specified, no part of this report may be reproduced or utilized in any part, form or by any means, electronic or mechanical, including photocopying and microfilm, without permission in writing from PCTEST Engineering Laboratory, Inc. If you have any questions about this international copyright or have an enquiry about obtaining additional rights to this report or assembly of contents thereof, please contact INFO@PCTEST.COM.

MIMO Radiated Spurious Emissions Measurements (Above 18GHz)

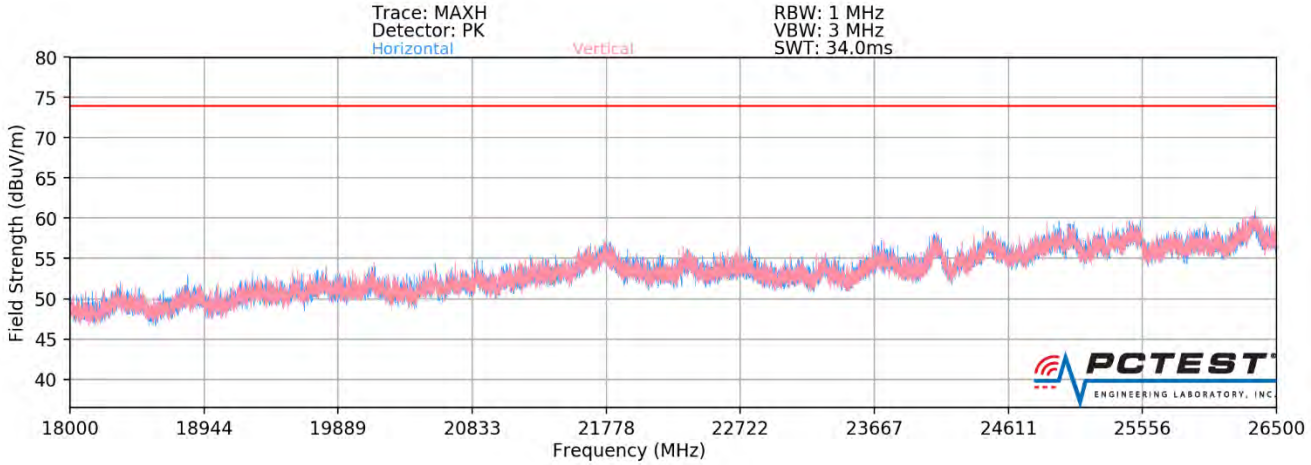

Plot 7-359. Radiated Spurious Plot above 18GHz - 26.5GHz MIMO (802.11ax – 106 Tones – OPEN)

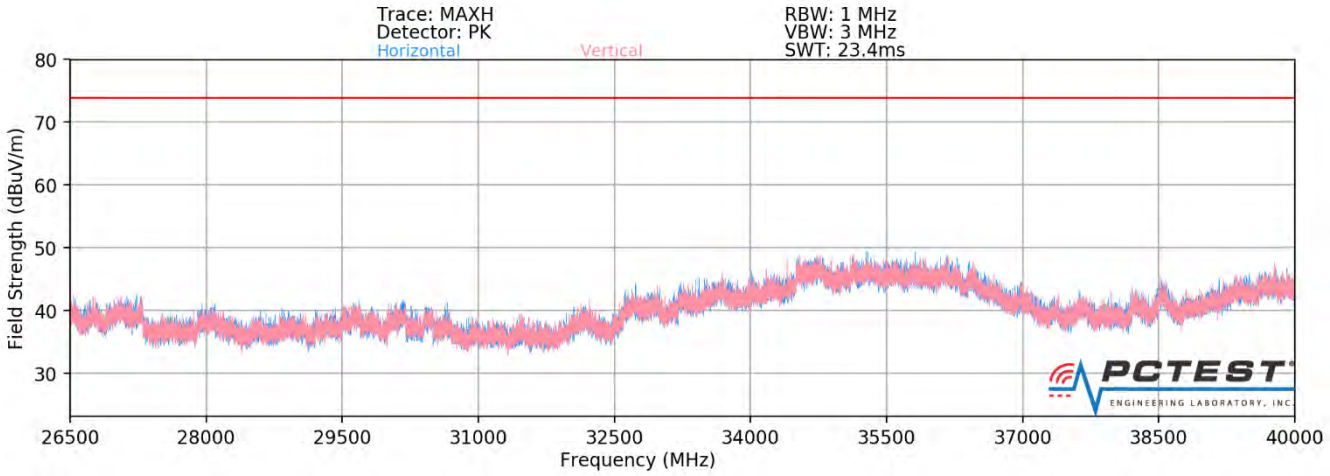

Plot 7-360. Radiated Spurious Plot above 18GHz - 26.5GHz MIMO (802.11ax – 106 Tones – CLOSED)

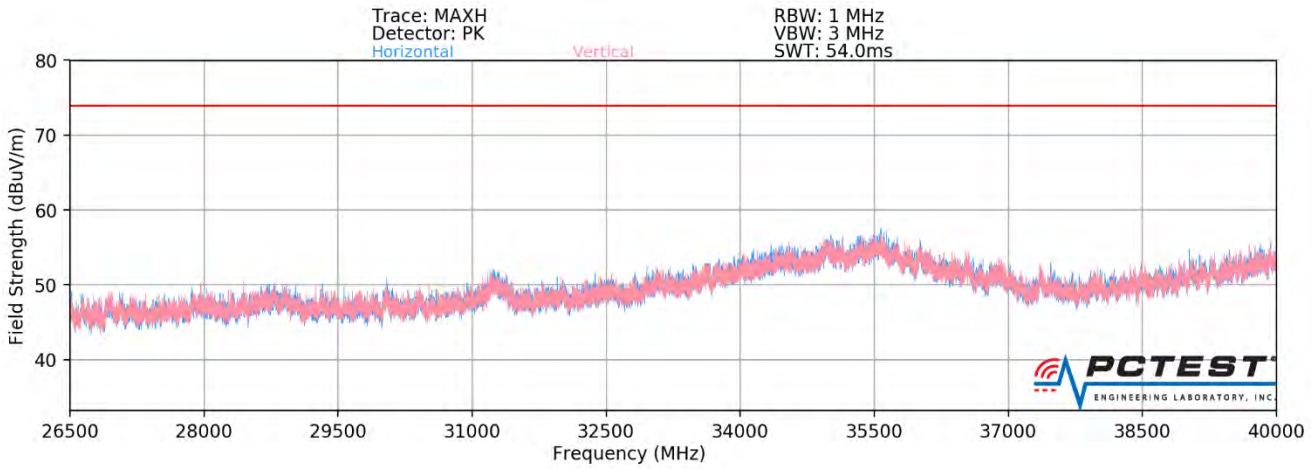

Plot 7-361. Radiated Spurious Plot 26.5GHz - 40GHz MIMO (802.11ax – 106 Tones – OPEN)

© 2019 PCTEST Engineering Laboratory, Inc. V 9.0 02/01/2019
All rights reserved. Unless otherwise specified, no part of this report may be reproduced or utilized in any part, form or by any means, electronic or mechanical, including photocopying and microfilm, without permission in writing from PCTEST Engineering Laboratory, Inc. If you have any questions about this international copyright or have an enquiry about obtaining additional rights to this report or assembly of contents thereof, please contact INFO@PCTEST.COM.

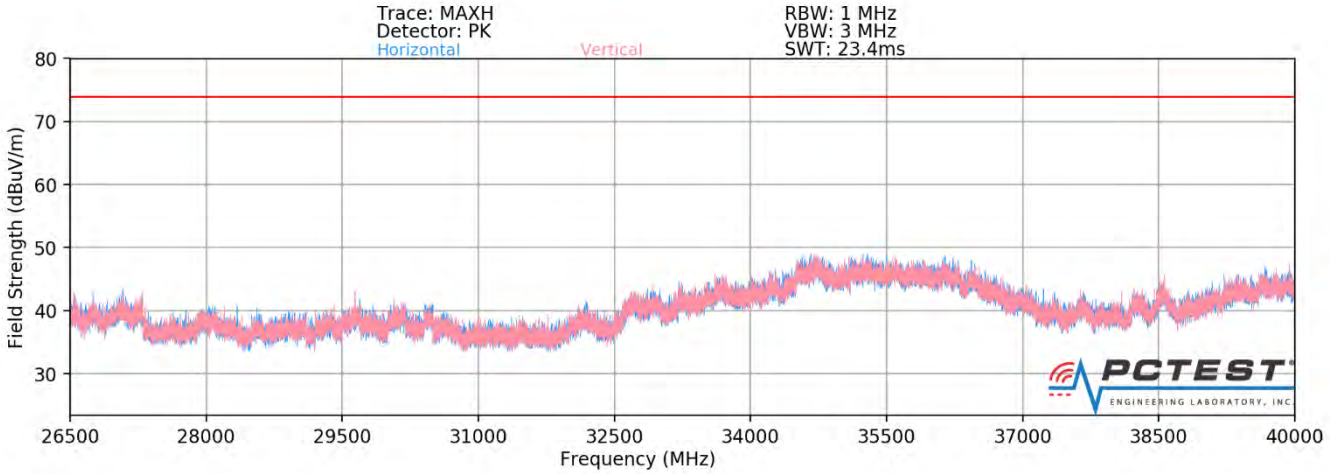

Plot 7-362. Radiated Spurious Plot 26.5GHz - 40GHz MIMO (802.11ax – 106 Tones – CLOSED)

© 2019 PCTEST Engineering Laboratory, Inc. V 9.0 02/01/2019
All rights reserved. Unless otherwise specified, no part of this report may be reproduced or utilized in any part, form or by any means, electronic or mechanical, including photocopying and microfilm, without permission in writing from PCTEST Engineering Laboratory, Inc. If you have any questions about this international copyright or have an enquiry about obtaining additional rights to this report or assembly of contents thereof, please contact INFO@PCTEST.COM.

MIMO Radiated Spurious Emission Measurements (106 Tones)

§15.407(b) §15.205 & §15.209; RSS-Gen [8.9]

Worst Case Mode: 802.11ax (20MHz BW)
Worst Case Transfer Rate: MCS0
RU Index: 54
Distance of Measurements: 1 & 3 Meters
Operating Frequency: 5180MHz
Channel: 36

	Frequency [MHz]	Detector	Ant. Pol. [H/V]	Antenna Height [cm]	Turntable Azimuth [degree]	Analyzer Level [dBm]	AFCL [dB/m]	Distance Correction Factor [dB]	Field Strength [dBµV/m]	Limit [dBµV/m]	Margin [dB]
	10360.00	Peak	H	216	320	-72.74	18.99	0.00	53.25	68.20	-14.95
*	15540.00	Average	H	150	135	-85.23	27.73	0.00	49.50	53.98	-4.48
*	15540.00	Peak	H	150	135	-74.72	27.73	0.00	60.01	73.98	-13.97
*	20720.00	Average	H	-	-	-78.89	17.17	-9.54	35.74	53.98	-18.24
*	20720.00	Peak	H	-	-	-67.94	17.17	-9.54	46.69	73.98	-27.29
	25900.00	Peak	H	-	-	-68.05	19.34	-9.54	48.75	68.20	-19.45

Table 7-122. Radiated Measurements MIMO (106 Tones - CLOSED)

Worst Case Mode: 802.11ax (20MHz BW)
Worst Case Transfer Rate: MCS0
RU Index: 54
Distance of Measurements: 1 & 3 Meters
Operating Frequency: 5200MHz
Channel: 40

	Frequency [MHz]	Detector	Ant. Pol. [H/V]	Antenna Height [cm]	Turntable Azimuth [degree]	Analyzer Level [dBm]	AFCL [dB/m]	Distance Correction Factor [dB]	Field Strength [dBµV/m]	Limit [dBµV/m]	Margin [dB]
	10400.00	Peak	H	220	302	-73.41	19.36	0.00	52.95	68.20	-15.25
*	15600.00	Average	H	183	259	-86.41	27.61	0.00	48.20	53.98	-5.78
*	15600.00	Peak	H	183	259	-74.90	27.61	0.00	59.71	73.98	-14.27
*	20800.00	Average	H	-	-	-78.76	17.31	-9.54	36.00	53.98	-17.98
*	20800.00	Peak	H	-	-	-68.93	17.31	-9.54	45.84	73.98	-28.14
	26000.00	Peak	H	-	-	-67.85	19.60	-9.54	49.21	68.20	-18.99

Table 7-123. Radiated Measurements MIMO (106 Tones - CLOSED)

© 2019 PCTEST Engineering Laboratory, Inc. V 9.0 02/01/2019
All rights reserved. Unless otherwise specified, no part of this report may be reproduced or utilized in any part, form or by any means, electronic or mechanical, including photocopying and microfilm, without permission in writing from PCTEST Engineering Laboratory, Inc. If you have any questions about this international copyright or have an enquiry about obtaining additional rights to this report or assembly of contents thereof, please contact INFO@PCTEST.COM.

Worst Case Mode:	802.11ax (20MHz BW)
Worst Case Transfer Rate:	MCS0
RU Index:	54
Distance of Measurements:	1 & 3 Meters
Operating Frequency:	5240MHz
Channel:	48

	Frequency [MHz]	Detector	Ant. Pol. [H/V]	Antenna Height [cm]	Turntable Azimuth [degree]	Analyzer Level [dBm]	AFCL [dB/m]	Distance Correction Factor [dB]	Field Strength [dBµV/m]	Limit [dBµV/m]	Margin [dB]
	10480.00	Peak	H	186	160	-74.14	19.72	0.00	52.58	68.20	-15.62
*	15720.00	Average	H	213	52	-85.25	27.41	0.00	49.16	53.98	-4.82
*	15720.00	Peak	H	213	52	-74.16	27.41	0.00	60.25	73.98	-13.73
*	20960.00	Average	H	-	-	-78.63	17.60	-9.54	36.42	53.98	-17.56
*	20960.00	Peak	H	-	-	-68.34	17.60	-9.54	46.72	73.98	-27.26
	26200.00	Peak	H	-	-	-67.31	19.73	-9.54	49.88	68.20	-18.32

Table 7-124. Radiated Measurements MIMO (106 Tones - CLOSED)

Worst Case Mode:	802.11ax (20MHz BW)
Worst Case Transfer Rate:	MCS0
RU Index:	54
Distance of Measurements:	1 & 3 Meters
Operating Frequency:	5260MHz
Channel:	52

	Frequency [MHz]	Detector	Ant. Pol. [H/V]	Antenna Height [cm]	Turntable Azimuth [degree]	Analyzer Level [dBm]	AFCL [dB/m]	Distance Correction Factor [dB]	Field Strength [dBµV/m]	Limit [dBµV/m]	Margin [dB]
	10520.00	Peak	H	229	7	-73.11	19.44	0.00	53.33	68.20	-14.87
*	15780.00	Average	H	150	300	-85.42	27.10	0.00	48.68	53.98	-5.30
*	15780.00	Peak	H	150	300	-74.42	27.10	0.00	59.68	73.98	-14.30
*	21040.00	Average	H	-	-	-78.13	17.67	-9.54	37.00	53.98	-16.98
*	21040.00	Peak	H	-	-	-69.26	17.67	-9.54	45.87	73.98	-28.11
	26300.00	Peak	H	-	-	-68.07	20.29	-9.54	49.67	68.20	-18.53

Table 7-125. Radiated Measurements MIMO (106 Tones - CLOSED)

© 2019 PCTEST Engineering Laboratory, Inc. V 9.0 02/01/2019
All rights reserved. Unless otherwise specified, no part of this report may be reproduced or utilized in any part, form or by any means, electronic or mechanical, including photocopying and microfilm, without permission in writing from PCTEST Engineering Laboratory, Inc. If you have any questions about this international copyright or have an enquiry about obtaining additional rights to this report or assembly of contents thereof, please contact INFO@PCTEST.COM.

Worst Case Mode:	802.11ax (20MHz BW)
Worst Case Transfer Rate:	MCS0
RU Index:	54
Distance of Measurements:	1 & 3 Meters
Operating Frequency:	5280MHz
Channel:	56

	Frequency [MHz]	Detector	Ant. Pol. [H/V]	Antenna Height [cm]	Turntable Azimuth [degree]	Analyzer Level [dBm]	AFCL [dB/m]	Distance Correction Factor [dB]	Field Strength [dBµV/m]	Limit [dBµV/m]	Margin [dB]
	10560.00	Peak	H	219	36	-74.38	19.62	0.00	52.24	68.20	-15.96
*	15840.00	Average	H	-	-	-85.34	27.05	0.00	48.71	53.98	-5.27
*	15840.00	Peak	H	-	-	-75.16	27.05	0.00	58.89	73.98	-15.09
*	21120.00	Average	H	-	-	-78.42	17.83	-9.54	36.88	53.98	-17.10
*	21120.00	Peak	H	-	-	-67.97	17.83	-9.54	47.33	73.98	-26.65
	26400.00	Peak	H	-	-	-67.74	20.07	-9.54	49.80	68.20	-18.40

Table 7-126. Radiated Measurements MIMO (106 Tones - CLOSED)

Worst Case Mode:	802.11ax (20MHz BW)
Worst Case Transfer Rate:	MCS0
RU Index:	54
Distance of Measurements:	1 & 3 Meters
Operating Frequency:	5320MHz
Channel:	64

	Frequency [MHz]	Detector	Ant. Pol. [H/V]	Antenna Height [cm]	Turntable Azimuth [degree]	Analyzer Level [dBm]	AFCL [dB/m]	Distance Correction Factor [dB]	Field Strength [dBµV/m]	Limit [dBµV/m]	Margin [dB]
*	10640.00	Average	H	164	299	-83.30	19.97	0.00	43.67	53.98	-10.31
*	10640.00	Peak	H	164	299	-76.04	19.97	0.00	50.93	73.98	-23.05
*	15960.00	Average	H	-	-	-86.23	27.35	0.00	48.12	53.98	-5.86
*	15960.00	Peak	H	-	-	-74.88	27.35	0.00	59.47	73.98	-14.51
*	21280.00	Average	H	-	-	-78.86	17.98	-9.54	36.57	53.98	-17.41
*	21280.00	Peak	H	-	-	-68.91	17.98	-9.54	46.52	73.98	-27.46
	26600.00	Peak	H	-	-	-53.39	4.42	-9.54	48.49	68.20	-19.71

Table 7-127. Radiated Measurements MIMO (106 Tones - CLOSED)

© 2019 PCTEST Engineering Laboratory, Inc. V 9.0 02/01/2019
All rights reserved. Unless otherwise specified, no part of this report may be reproduced or utilized in any part, form or by any means, electronic or mechanical, including photocopying and microfilm, without permission in writing from PCTEST Engineering Laboratory, Inc. If you have any questions about this international copyright or have an enquiry about obtaining additional rights to this report or assembly of contents thereof, please contact INFO@PCTEST.COM.

Worst Case Mode: 802.11ax (20MHz BW)
Worst Case Transfer Rate: MCS0
RU Index: 54
Distance of Measurements: 1 & 3 Meters
Operating Frequency: 5500MHz
Channel: 100

	Frequency [MHz]	Detector	Ant. Pol. [H/V]	Antenna Height [cm]	Turntable Azimuth [degree]	Analyzer Level [dBm]	AFCL [dB/m]	Distance Correction Factor [dB]	Field Strength [dBµV/m]	Limit [dBµV/m]	Margin [dB]
*	11000.00	Average	H	-	-	-84.16	20.31	0.00	43.15	53.98	-10.83
*	11000.00	Peak	H	-	-	-75.14	20.31	0.00	52.17	73.98	-21.81
	16500.00	Peak	H	-	-	-74.83	28.49	0.00	60.66	68.20	-7.54
	22000.00	Peak	H	-	-	-69.42	18.43	-9.54	46.48	68.20	-21.72
	27500.00	Peak	H	-	-	-51.70	2.08	-9.54	47.84	68.20	-20.36

Table 7-128. Radiated Measurements MIMO (106 Tones - CLOSED)

Worst Case Mode: 802.11ax (20MHz BW)
Worst Case Transfer Rate: MCS0
RU Index: 54
Distance of Measurements: 1 & 3 Meters
Operating Frequency: 5600MHz
Channel: 120

	Frequency [MHz]	Detector	Ant. Pol. [H/V]	Antenna Height [cm]	Turntable Azimuth [degree]	Analyzer Level [dBm]	AFCL [dB/m]	Distance Correction Factor [dB]	Field Strength [dBµV/m]	Limit [dBµV/m]	Margin [dB]
*	11200.00	Average	H	-	-	-83.37	19.97	0.00	43.60	53.98	-10.38
*	11200.00	Peak	H	-	-	-75.24	19.97	0.00	51.73	73.98	-22.25
	16800.00	Peak	H	-	-	-75.05	28.82	0.00	60.77	68.20	-7.43
*	22400.00	Average	H	-	-	-78.81	19.18	-9.54	37.84	53.98	-16.14
*	22400.00	Peak	H	-	-	-68.24	19.18	-9.54	48.40	73.98	-25.58
	28000.00	Peak	H	-	-	-54.03	3.37	-9.54	46.80	68.20	-21.40

Table 7-129. Radiated Measurements MIMO (106 Tones - CLOSED)

© 2019 PCTEST Engineering Laboratory, Inc. V 9.0 02/01/2019
All rights reserved. Unless otherwise specified, no part of this report may be reproduced or utilized in any part, form or by any means, electronic or mechanical, including photocopying and microfilm, without permission in writing from PCTEST Engineering Laboratory, Inc. If you have any questions about this international copyright or have an enquiry about obtaining additional rights to this report or assembly of contents thereof, please contact INFO@PCTEST.COM.

Worst Case Mode: 802.11ax (20MHz BW)
Worst Case Transfer Rate: MCS0
RU Index: 54
Distance of Measurements: 1 & 3 Meters
Operating Frequency: 5720MHz
Channel: 144

	Frequency [MHz]	Detector	Ant. Pol. [H/V]	Antenna Height [cm]	Turntable Azimuth [degree]	Analyzer Level [dBm]	AFCL [dB/m]	Distance Correction Factor [dB]	Field Strength [dBµV/m]	Limit [dBµV/m]	Margin [dB]
*	11440.00	Average	H	-	-	-83.37	20.26	0.00	43.89	53.98	-10.09
*	11440.00	Peak	H	-	-	-75.56	20.26	0.00	51.70	73.98	-22.28
	17160.00	Peak	H	-	-	-74.16	29.62	0.00	62.46	68.20	-5.74
*	22880.00	Average	H	-	-	-78.93	18.88	-9.54	37.41	53.98	-16.57
*	22880.00	Peak	H	-	-	-68.78	18.88	-9.54	47.56	73.98	-26.41
	28600.00	Peak	H	-	-	-53.91	3.32	-9.54	46.87	68.20	-21.33

Table 7-130. Radiated Measurements MIMO (106 Tones - CLOSED)

Worst Case Mode: 802.11ax (20MHz BW)
Worst Case Transfer Rate: MCS0
RU Index: 54
Distance of Measurements: 1 & 3 Meters
Operating Frequency: 5745MHz
Channel: 149

	Frequency [MHz]	Detector	Ant. Pol. [H/V]	Antenna Height [cm]	Turntable Azimuth [degree]	Analyzer Level [dBm]	AFCL [dB/m]	Distance Correction Factor [dB]	Field Strength [dBµV/m]	Limit [dBµV/m]	Margin [dB]
*	11490.00	Average	H	-	-	-85.16	20.36	0.00	42.20	53.98	-11.78
*	11490.00	Peak	H	-	-	-74.28	20.36	0.00	53.08	73.98	-20.90
	17235.00	Peak	H	-	-	-75.18	29.51	0.00	61.33	68.20	-6.87
*	22980.00	Average	H	-	-	-78.88	19.03	-9.54	37.61	53.98	-16.37
*	22980.00	Peak	H	-	-	-69.11	19.03	-9.54	47.38	73.98	-26.60
	28725.00	Peak	H	-	-	-52.58	2.47	-9.54	47.35	68.20	-20.85

Table 7-131. Radiated Measurements MIMO (106 Tones - CLOSED)

© 2019 PCTEST Engineering Laboratory, Inc. V 9.0 02/01/2019
All rights reserved. Unless otherwise specified, no part of this report may be reproduced or utilized in any part, form or by any means, electronic or mechanical, including photocopying and microfilm, without permission in writing from PCTEST Engineering Laboratory, Inc. If you have any questions about this international copyright or have an enquiry about obtaining additional rights to this report or assembly of contents thereof, please contact INFO@PCTEST.COM.

Worst Case Mode: 802.11ax (20MHz BW)
Worst Case Transfer Rate: MCS0
RU Index: 54
Distance of Measurements: 1 & 3 Meters
Operating Frequency: 5785MHz
Channel: 157

	Frequency [MHz]	Detector	Ant. Pol. [H/V]	Antenna Height [cm]	Turntable Azimuth [degree]	Analyzer Level [dBm]	AFCL [dB/m]	Distance Correction Factor [dB]	Field Strength [dBµV/m]	Limit [dBµV/m]	Margin [dB]
*	11570.00	Average	H	-	-	-84.12	21.02	0.00	43.90	53.98	-10.08
*	11570.00	Peak	H	-	-	-74.16	21.02	0.00	53.86	73.98	-20.12
	17355.00	Peak	H	-	-	-75.68	29.63	0.00	60.95	68.20	-7.25
	23140.00	Peak	H	-	-	-70.51	18.82	-9.54	45.77	68.20	-22.43
	28925.00	Peak	H	-	-	-52.78	2.80	-9.54	47.48	68.20	-20.72

Table 7-132. Radiated Measurements MIMO (106 Tones - CLOSED)

Worst Case Mode: 802.11ax (20MHz BW)
Worst Case Transfer Rate: MCS0
RU Index: 54
Distance of Measurements: 1 & 3 Meters
Operating Frequency: 5825MHz
Channel: 165

	Frequency [MHz]	Detector	Ant. Pol. [H/V]	Antenna Height [cm]	Turntable Azimuth [degree]	Analyzer Level [dBm]	AFCL [dB/m]	Distance Correction Factor [dB]	Field Strength [dBµV/m]	Limit [dBµV/m]	Margin [dB]
*	11650.00	Average	H	-	-	-83.53	21.21	0.00	44.68	53.98	-9.30
*	11650.00	Peak	H	-	-	-75.64	21.21	0.00	52.57	73.98	-21.41
	17475.00	Peak	H	-	-	-74.39	29.76	0.00	62.37	68.20	-5.83
	23300.00	Peak	H	-	-	-67.23	18.40	-9.54	48.64	68.20	-19.56
	29125.00	Peak	H	-	-	-52.79	1.07	-9.54	45.74	68.20	-22.46

Table 7-133. Radiated Measurements MIMO (106 Tones - CLOSED)

© 2019 PCTEST Engineering Laboratory, Inc. V 9.0 02/01/2019
All rights reserved. Unless otherwise specified, no part of this report may be reproduced or utilized in any part, form or by any means, electronic or mechanical, including photocopying and microfilm, without permission in writing from PCTEST Engineering Laboratory, Inc. If you have any questions about this international copyright or have an enquiry about obtaining additional rights to this report or assembly of contents thereof, please contact INFO@PCTEST.COM.

242 Tones

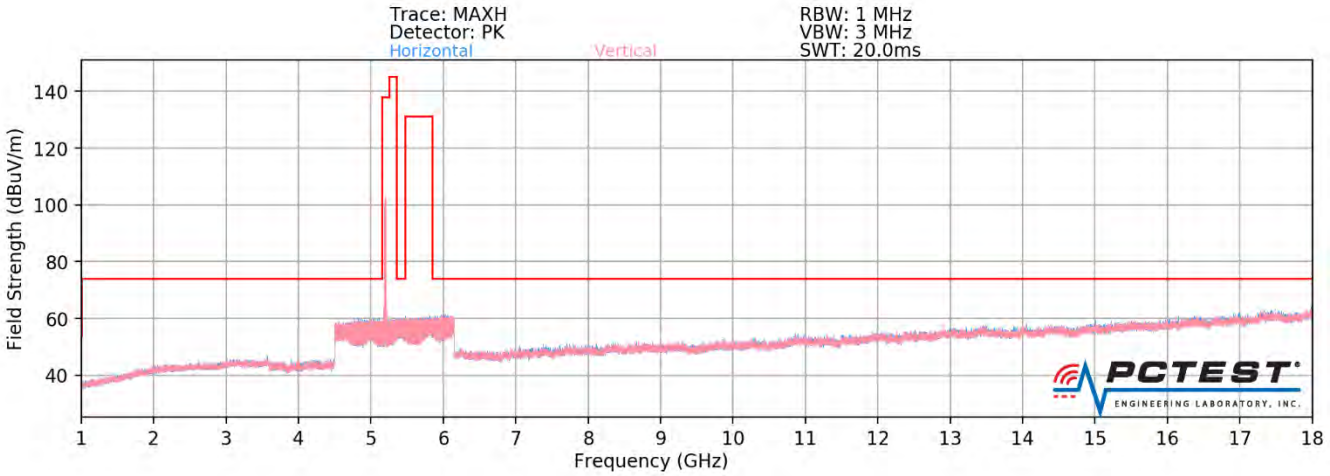

Plot 7-363. Radiated Spurious Plot above 1GHz MIMO (802.11ax – U1 Ch. 40 – 242 Tones – OPEN)

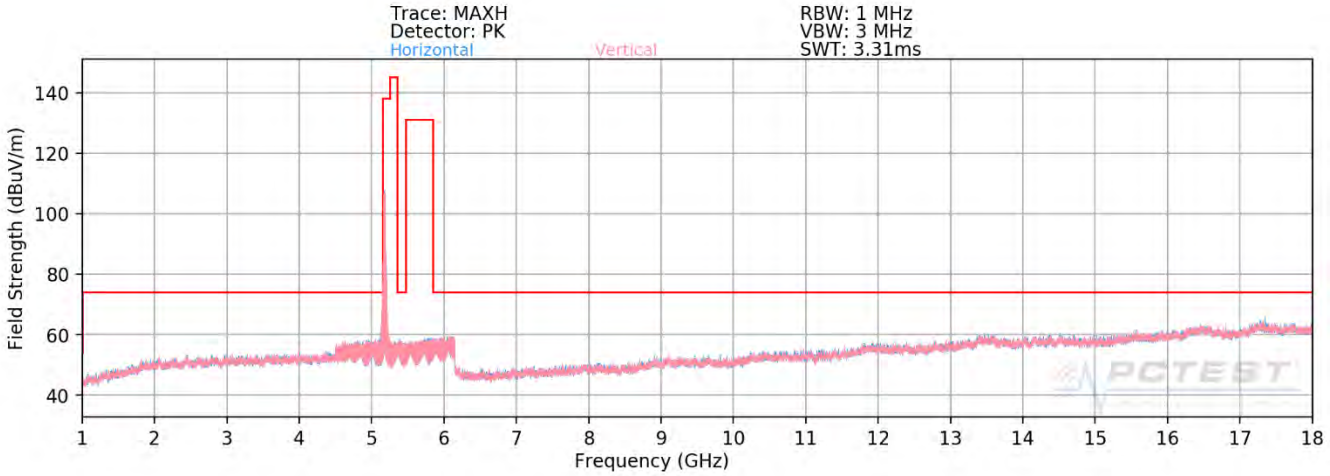

Plot 7-364. Radiated Spurious Plot above 1GHz MIMO (802.11ax – U1 Ch. 40 – 242 Tones – CLOSED)

© 2019 PCTEST Engineering Laboratory, Inc. V 9.0 02/01/2019
All rights reserved. Unless otherwise specified, no part of this report may be reproduced or utilized in any part, form or by any means, electronic or mechanical, including photocopying and microfilm, without permission in writing from PCTEST Engineering Laboratory, Inc. If you have any questions about this international copyright or have an enquiry about obtaining additional rights to this report or assembly of contents thereof, please contact INFO@PCTEST.COM.

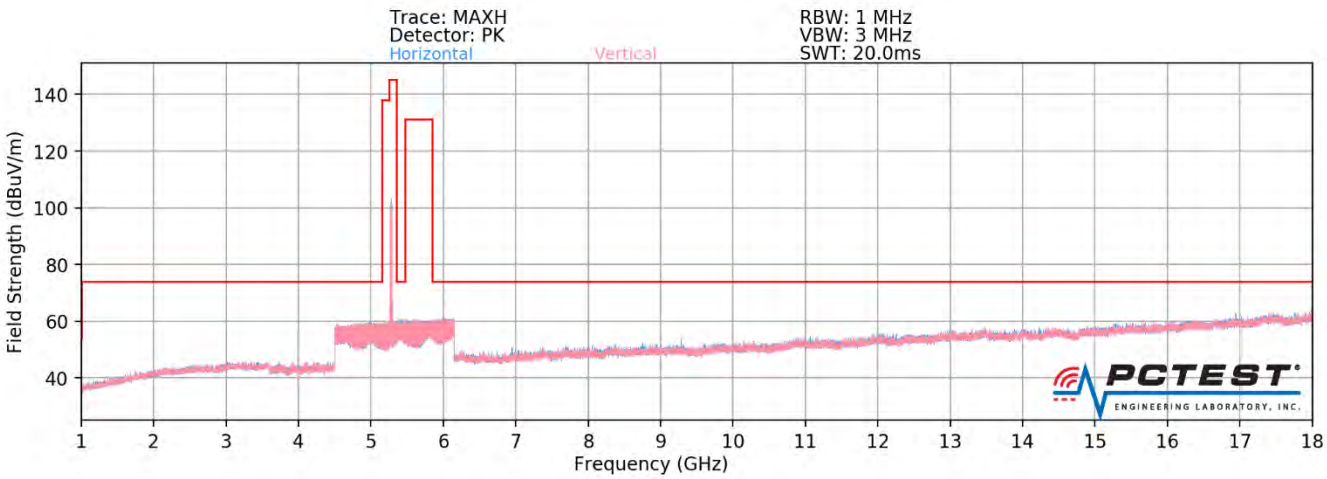

Plot 7-365. Radiated Spurious Plot above 1GHz MIMO (802.11ax – U2A Ch. 56 – 242 Tones – OPEN)

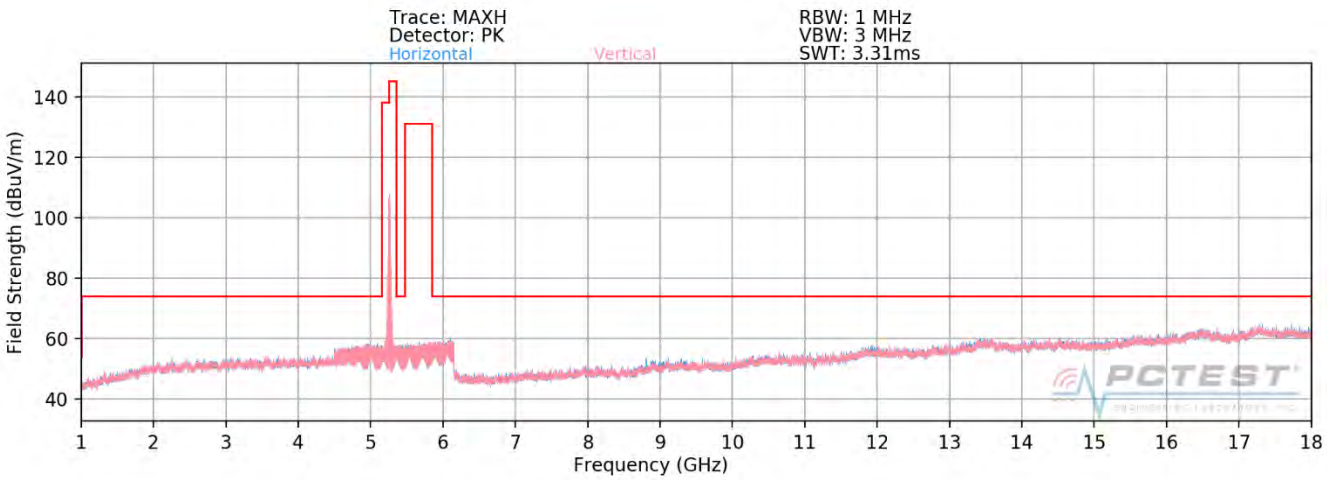

Plot 7-366. Radiated Spurious Plot above 1GHz MIMO (802.11ax – U2A Ch. 56 – 242 Tones – CLOSED)

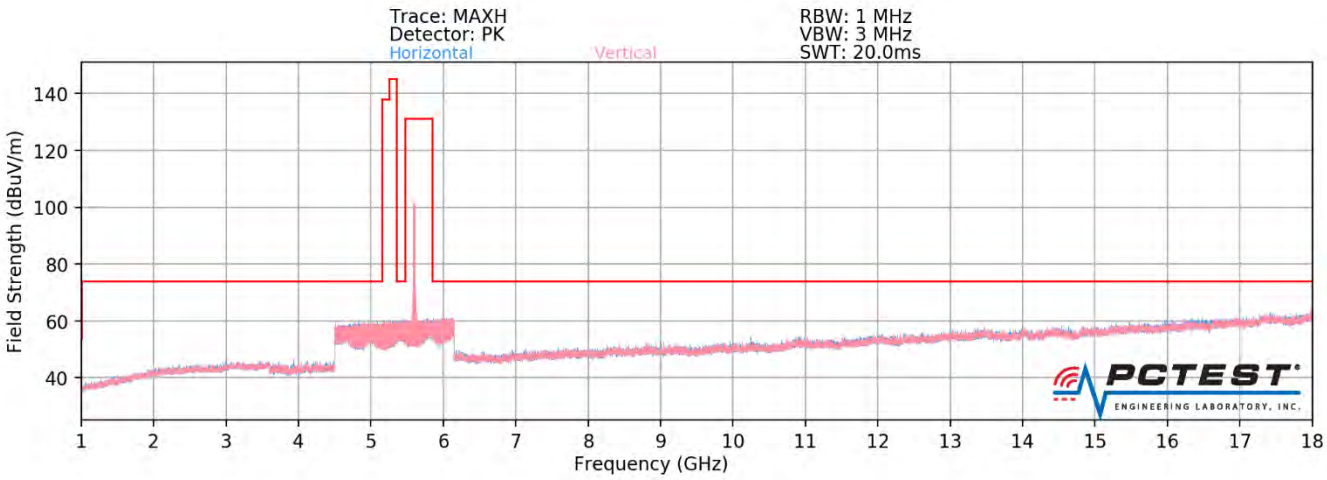

Plot 7-367. Radiated Spurious Plot above 1GHz MIMO (802.11ax – U2C Ch. 120 – 242 Tones – OPEN)

© 2019 PCTEST Engineering Laboratory, Inc. V 9.0 02/01/2019
All rights reserved. Unless otherwise specified, no part of this report may be reproduced or utilized in any part, form or by any means, electronic or mechanical, including photocopying and microfilm, without permission in writing from PCTEST Engineering Laboratory, Inc. If you have any questions about this international copyright or have an enquiry about obtaining additional rights to this report or assembly of contents thereof, please contact INFO@PCTEST.COM.

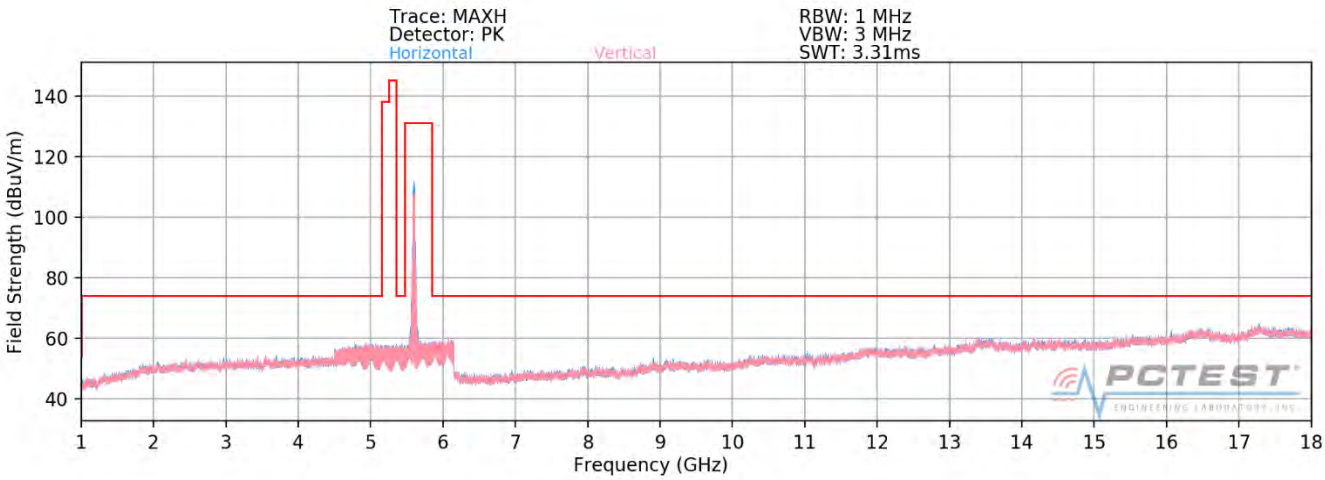

Plot 7-368. Radiated Spurious Plot above 1GHz MIMO (802.11ax – U2C Ch. 120 – 242 Tones – CLOSED)

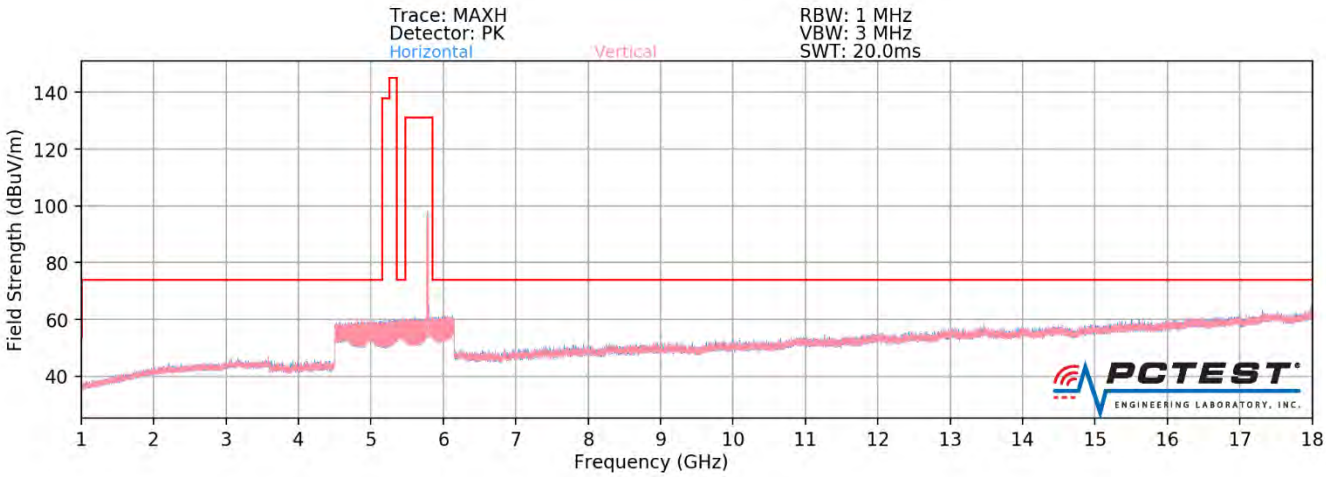

Plot 7-369. Radiated Spurious Plot above 1GHz MIMO (802.11ax – U3 Ch. 157 – 242 Tones – OPEN)

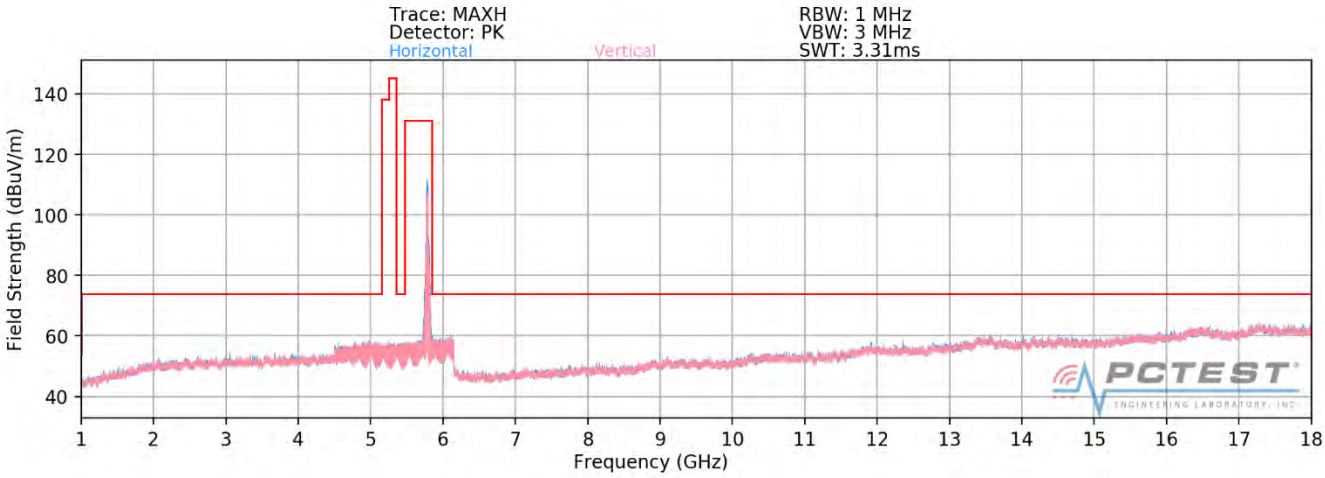

Plot 7-370. Radiated Spurious Plot above 1GHz MIMO (802.11ax – U3 Ch. 157 – 242 Tones – CLOSED)

© 2019 PCTEST Engineering Laboratory, Inc. V 9.0 02/01/2019
All rights reserved. Unless otherwise specified, no part of this report may be reproduced or utilized in any part, form or by any means, electronic or mechanical, including photocopying and microfilm, without permission in writing from PCTEST Engineering Laboratory, Inc. If you have any questions about this international copyright or have an enquiry about obtaining additional rights to this report or assembly of contents thereof, please contact INFO@PCTEST.COM.

MIMO Radiated Spurious Emissions Measurements (Above 18GHz)

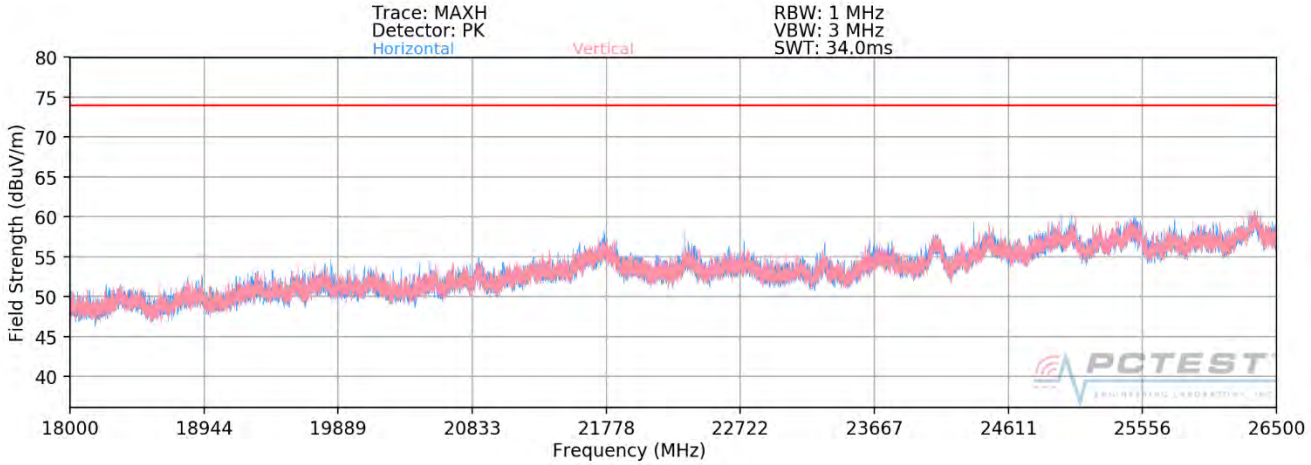

Plot 7-371. Radiated Spurious Plot above 18GHz - 26.5GHz MIMO (802.11ax – 242 Tones – OPEN)

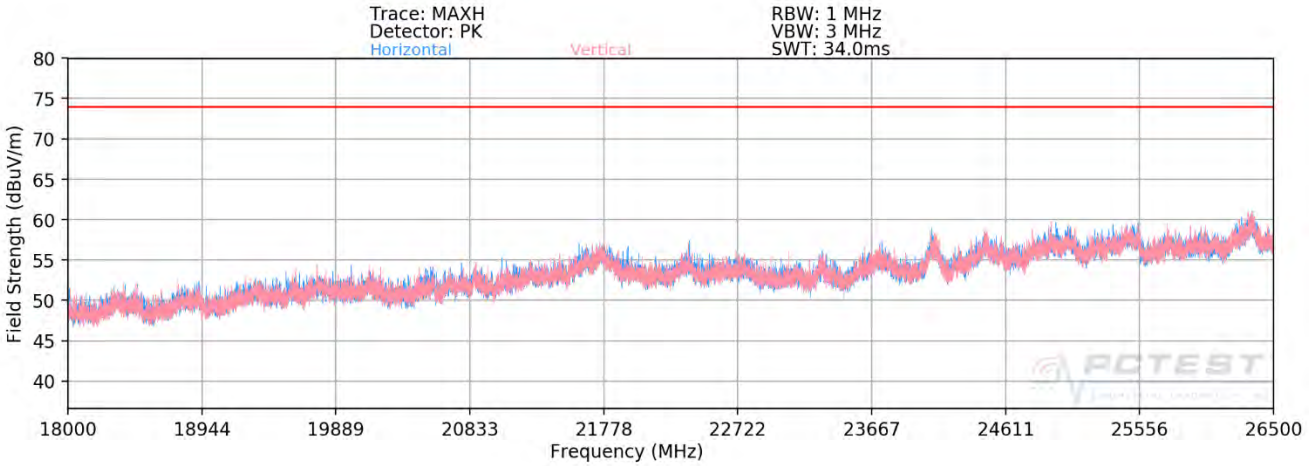

Plot 7-372. Radiated Spurious Plot above 18GHz - 26.5GHz MIMO (802.11ax – 242 Tones – CLOSED)

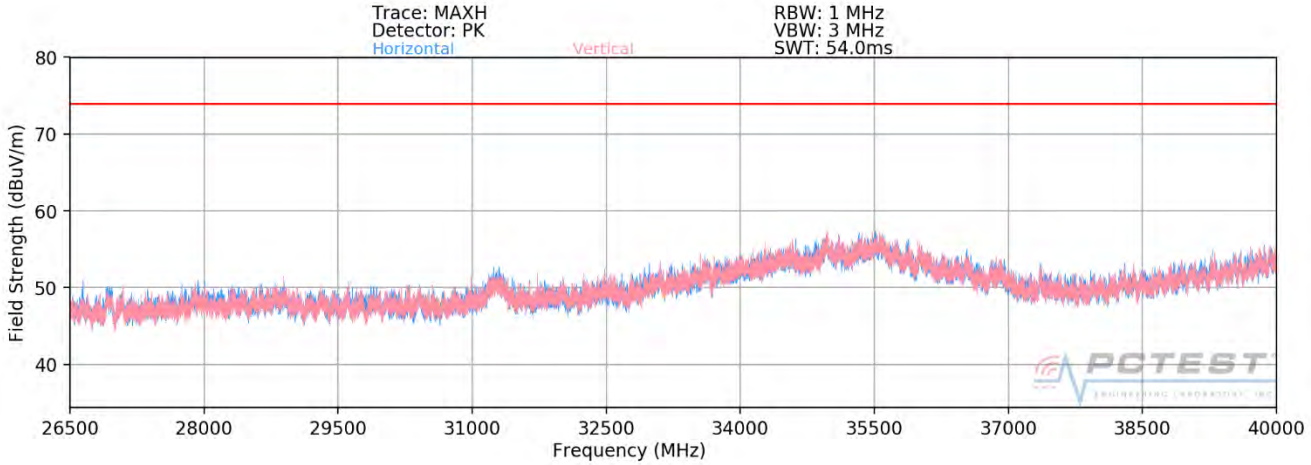

Plot 7-373. Radiated Spurious Plot 26.5GHz - 40GHz MIMO (802.11ax – 242 Tones – OPEN)

© 2019 PCTEST Engineering Laboratory, Inc. V 9.0 02/01/2019
All rights reserved. Unless otherwise specified, no part of this report may be reproduced or utilized in any part, form or by any means, electronic or mechanical, including photocopying and microfilm, without permission in writing from PCTEST Engineering Laboratory, Inc. If you have any questions about this international copyright or have an enquiry about obtaining additional rights to this report or assembly of contents thereof, please contact INFO@PCTEST.COM.

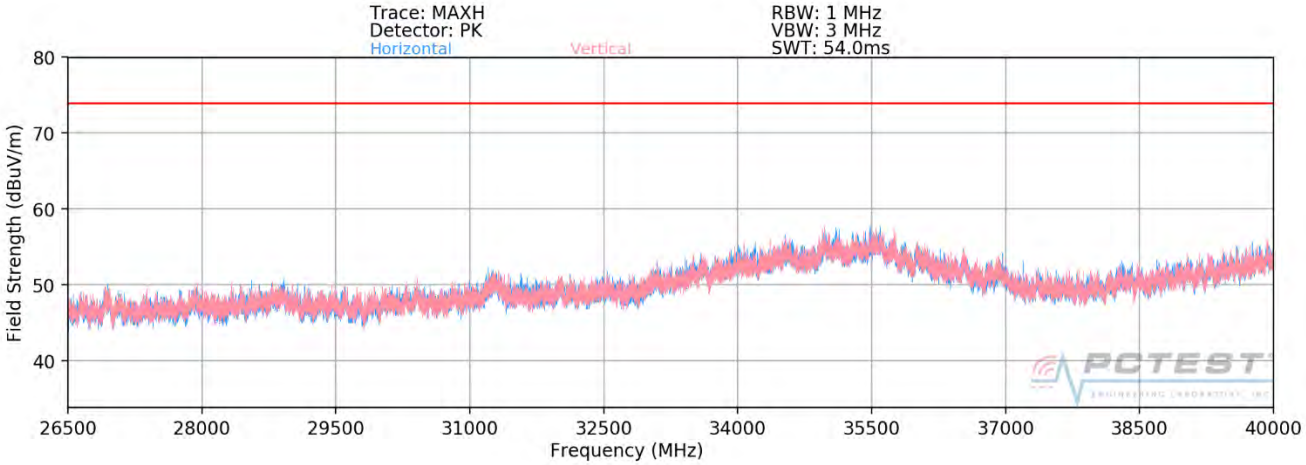

Plot 7-374. Radiated Spurious Plot above 18GHz - 26.5GHz MIMO (802.11ax – 242 Tones – CLOSED)

© 2019 PCTEST Engineering Laboratory, Inc. V 9.0 02/01/2019

All rights reserved. Unless otherwise specified, no part of this report may be reproduced or utilized in any part, form or by any means, electronic or mechanical, including photocopying and microfilm, without permission in writing from PCTEST Engineering Laboratory, Inc. If you have any questions about this international copyright or have an enquiry about obtaining additional rights to this report or assembly of contents thereof, please contact INFO@PCTEST.COM.

MIMO Radiated Spurious Emission Measurements (242 Tones)

§15.407(b) §15.205 & §15.209; RSS-Gen [8.9]

Worst Case Mode: 802.11ax (20MHz BW)
Worst Case Transfer Rate: MCS0
RU Index: 61
Distance of Measurements: 1 & 3 Meters
Operating Frequency: 5180MHz
Channel: 36

	Frequency [MHz]	Detector	Ant. Pol. [H/V]	Antenna Height [cm]	Turntable Azimuth [degree]	Analyzer Level [dBm]	AFCL [dB/m]	Distance Correction Factor [dB]	Field Strength [dBµV/m]	Limit [dBµV/m]	Margin [dB]
	10360.00	Peak	H	-	-	-70.65	15.53	0.00	51.88	68.20	-16.32
*	15540.00	Average	H	-	-	-83.02	22.27	0.00	46.25	53.98	-7.73
*	15540.00	Peak	H	-	-	-71.15	22.27	0.00	58.12	73.98	-15.86
*	20720.00	Average	H	-	-	-78.90	17.17	-9.54	35.73	53.98	-18.25
*	20720.00	Peak	H	-	-	-69.28	17.17	-9.54	45.35	73.98	-28.63
	25900.00	Peak	H	-	-	-68.04	19.34	-9.54	48.76	68.20	-19.44

Table 7-134. Radiated Measurements MIMO (242 Tones - CLOSED)

Worst Case Mode: 802.11ax (20MHz BW)
Worst Case Transfer Rate: MCS0
RU Index: 61
Distance of Measurements: 1 & 3 Meters
Operating Frequency: 5200MHz
Channel: 40

	Frequency [MHz]	Detector	Ant. Pol. [H/V]	Antenna Height [cm]	Turntable Azimuth [degree]	Analyzer Level [dBm]	AFCL [dB/m]	Distance Correction Factor [dB]	Field Strength [dBµV/m]	Limit [dBµV/m]	Margin [dB]
	10400.00	Peak	H	-	-	-70.53	15.64	0.00	52.11	68.20	-16.09
*	15600.00	Average	H	-	-	-82.93	22.29	0.00	46.36	53.98	-7.62
*	15600.00	Peak	H	-	-	-72.04	22.29	0.00	57.25	73.98	-16.73
*	20800.00	Average	H	-	-	-78.54	17.31	-9.54	36.23	53.98	-17.75
*	20800.00	Peak	H	-	-	-67.97	17.31	-9.54	46.80	73.98	-27.18
	26000.00	Peak	H	-	-	-86.10	19.60	-9.54	30.96	68.20	-37.24

Table 7-135. Radiated Measurements MIMO (242 Tones - CLOSED)

© 2019 PCTEST Engineering Laboratory, Inc. V 9.0 02/01/2019
All rights reserved. Unless otherwise specified, no part of this report may be reproduced or utilized in any part, form or by any means, electronic or mechanical, including photocopying and microfilm, without permission in writing from PCTEST Engineering Laboratory, Inc. If you have any questions about this international copyright or have an enquiry about obtaining additional rights to this report or assembly of contents thereof, please contact INFO@PCTEST.COM.

Worst Case Mode:	802.11ax (20MHz BW)
Worst Case Transfer Rate:	MCS0
RU Index:	61
Distance of Measurements:	1 & 3 Meters
Operating Frequency:	5240MHz
Channel:	48

	Frequency [MHz]	Detector	Ant. Pol. [H/V]	Antenna Height [cm]	Turntable Azimuth [degree]	Analyzer Level [dBm]	AFCL [dB/m]	Distance Correction Factor [dB]	Field Strength [dBµV/m]	Limit [dBµV/m]	Margin [dB]
	10480.00	Peak	H	-	-	-71.53	15.68	0.00	51.15	68.20	-17.05
*	15720.00	Average	H	-	-	-81.14	22.16	0.00	48.02	53.98	-5.96
*	15720.00	Peak	H	-	-	-71.04	22.16	0.00	58.12	73.98	-15.86
*	20960.00	Average	H	-	-	-78.45	17.60	-9.54	36.60	53.98	-17.37
*	20960.00	Peak	H	-	-	-68.01	17.60	-9.54	47.05	73.98	-26.93
	26200.00	Peak	H	-	-	-67.74	19.73	-9.54	49.45	68.20	-18.75

Table 7-136. Radiated Measurements MIMO (242 Tones - CLOSED)

Worst Case Mode:	802.11ax (20MHz BW)
Worst Case Transfer Rate:	MCS0
RU Index:	61
Distance of Measurements:	1 & 3 Meters
Operating Frequency:	5260MHz
Channel:	52

	Frequency [MHz]	Detector	Ant. Pol. [H/V]	Antenna Height [cm]	Turntable Azimuth [degree]	Analyzer Level [dBm]	AFCL [dB/m]	Distance Correction Factor [dB]	Field Strength [dBµV/m]	Limit [dBµV/m]	Margin [dB]
	10520.00	Peak	H	-	-	-70.26	15.81	0.00	52.55	68.20	-15.65
*	15780.00	Average	H	-	-	-82.14	22.19	0.00	47.05	53.98	-6.93
*	15780.00	Peak	H	-	-	-71.18	22.19	0.00	58.01	73.98	-15.97
*	21040.00	Average	H	-	-	-78.92	17.67	-9.54	36.21	53.98	-17.77
*	21040.00	Peak	H	-	-	-68.72	17.67	-9.54	46.41	73.98	-27.57
	26300.00	Peak	H	-	-	-67.53	20.29	-9.54	50.22	68.20	-17.98

Table 7-137. Radiated Measurements MIMO (242 Tones - CLOSED)

© 2019 PCTEST Engineering Laboratory, Inc. V 9.0 02/01/2019
All rights reserved. Unless otherwise specified, no part of this report may be reproduced or utilized in any part, form or by any means, electronic or mechanical, including photocopying and microfilm, without permission in writing from PCTEST Engineering Laboratory, Inc. If you have any questions about this international copyright or have an enquiry about obtaining additional rights to this report or assembly of contents thereof, please contact INFO@PCTEST.COM.

Worst Case Mode:	802.11ax (20MHz BW)
Worst Case Transfer Rate:	MCS0
RU Index:	61
Distance of Measurements:	1 & 3 Meters
Operating Frequency:	5280MHz
Channel:	56

	Frequency [MHz]	Detector	Ant. Pol. [H/V]	Antenna Height [cm]	Turntable Azimuth [degree]	Analyzer Level [dBm]	AFCL [dB/m]	Distance Correction Factor [dB]	Field Strength [dBµV/m]	Limit [dBµV/m]	Margin [dB]
	10560.00	Peak	H	-	-	-70.16	15.95	0.00	52.79	68.20	-15.41
*	15840.00	Average	H	-	-	-83.14	23.15	0.00	47.01	53.98	-6.97
*	15840.00	Peak	H	-	-	-72.04	23.15	0.00	58.11	73.98	-15.87
*	21120.00	Average	H	-	-	-78.84	17.83	-9.54	36.46	53.98	-17.52
*	21120.00	Peak	H	-	-	-68.29	17.83	-9.54	47.00	73.98	-26.97
	26400.00	Peak	H	-	-	-67.93	20.07	-9.54	49.61	68.20	-18.59

Table 7-138. Radiated Measurements MIMO (242 Tones - CLOSED)

Worst Case Mode:	802.11ax (20MHz BW)
Worst Case Transfer Rate:	MCS0
RU Index:	61
Distance of Measurements:	1 & 3 Meters
Operating Frequency:	5320MHz
Channel:	64

	Frequency [MHz]	Detector	Ant. Pol. [H/V]	Antenna Height [cm]	Turntable Azimuth [degree]	Analyzer Level [dBm]	AFCL [dB/m]	Distance Correction Factor [dB]	Field Strength [dBµV/m]	Limit [dBµV/m]	Margin [dB]
*	10640.00	Average	H	-	-	-81.55	16.08	0.00	41.53	53.98	-12.45
*	10640.00	Peak	H	-	-	-70.01	16.08	0.00	53.07	73.98	-20.91
*	15960.00	Average	H	-	-	-83.28	23.20	0.00	46.92	53.98	-7.06
*	15960.00	Peak	H	-	-	-71.11	23.20	0.00	59.09	73.98	-14.89
*	21280.00	Average	H	-	-	-78.77	17.98	-9.54	36.67	53.98	-17.31
*	21280.00	Peak	H	-	-	-69.16	17.98	-9.54	46.28	73.98	-27.70
	26600.00	Peak	H	-	-	-54.24	4.42	-9.54	47.64	68.20	-20.56

Table 7-139. Radiated Measurements MIMO (242 Tones - CLOSED)

© 2019 PCTEST Engineering Laboratory, Inc. V 9.0 02/01/2019
All rights reserved. Unless otherwise specified, no part of this report may be reproduced or utilized in any part, form or by any means, electronic or mechanical, including photocopying and microfilm, without permission in writing from PCTEST Engineering Laboratory, Inc. If you have any questions about this international copyright or have an enquiry about obtaining additional rights to this report or assembly of contents thereof, please contact INFO@PCTEST.COM.

Worst Case Mode: 802.11ax (20MHz BW)
Worst Case Transfer Rate: MCS0
RU Index: 61
Distance of Measurements: 1 & 3 Meters
Operating Frequency: 5500MHz
Channel: 100

	Frequency [MHz]	Detector	Ant. Pol. [H/V]	Antenna Height [cm]	Turntable Azimuth [degree]	Analyzer Level [dBm]	AFCL [dB/m]	Distance Correction Factor [dB]	Field Strength [dBµV/m]	Limit [dBµV/m]	Margin [dB]
*	11000.00	Average	H	-	-	-82.29	17.05	0.00	41.76	53.98	-12.22
*	11000.00	Peak	H	-	-	-72.14	17.05	0.00	51.91	73.98	-22.07
	16500.00	Peak	H	-	-	-71.39	24.58	0.00	60.19	68.20	-8.01
	22000.00	Peak	H	-	-	-69.26	18.43	-9.54	46.64	68.20	-21.56
	27500.00	Peak	H	-	-	-52.64	2.08	-9.54	46.91	68.20	-21.29

Table 7-140. Radiated Measurements MIMO (242 Tones - CLOSED)

Worst Case Mode: 802.11ax (20MHz BW)
Worst Case Transfer Rate: MCS0
RU Index: 61
Distance of Measurements: 1 & 3 Meters
Operating Frequency: 5600MHz
Channel: 120

	Frequency [MHz]	Detector	Ant. Pol. [H/V]	Antenna Height [cm]	Turntable Azimuth [degree]	Analyzer Level [dBm]	AFCL [dB/m]	Distance Correction Factor [dB]	Field Strength [dBµV/m]	Limit [dBµV/m]	Margin [dB]
*	11200.00	Average	H	-	-	-81.16	16.62	0.00	42.46	53.98	-11.52
*	11200.00	Peak	H	-	-	-71.34	16.62	0.00	52.28	73.98	-21.70
	16800.00	Peak	H	-	-	-70.28	24.32	0.00	61.04	68.20	-7.16
*	22400.00	Average	H	-	-	-78.97	19.18	-9.54	37.67	53.98	-16.31
*	22400.00	Peak	H	-	-	-68.22	19.18	-9.54	48.42	73.98	-25.56
	28000.00	Peak	H	-	-	-53.66	3.37	-9.54	47.17	68.20	-21.03

Table 7-141. Radiated Measurements MIMO (242 Tones - CLOSED)

© 2019 PCTEST Engineering Laboratory, Inc. V 9.0 02/01/2019
All rights reserved. Unless otherwise specified, no part of this report may be reproduced or utilized in any part, form or by any means, electronic or mechanical, including photocopying and microfilm, without permission in writing from PCTEST Engineering Laboratory, Inc. If you have any questions about this international copyright or have an enquiry about obtaining additional rights to this report or assembly of contents thereof, please contact INFO@PCTEST.COM.

Worst Case Mode:	802.11ax (20MHz BW)
Worst Case Transfer Rate:	MCS0
RU Index:	61
Distance of Measurements:	1 & 3 Meters
Operating Frequency:	5720MHz
Channel:	144

	Frequency [MHz]	Detector	Ant. Pol. [H/V]	Antenna Height [cm]	Turntable Azimuth [degree]	Analyzer Level [dBm]	AFCL [dB/m]	Distance Correction Factor [dB]	Field Strength [dBµV/m]	Limit [dBµV/m]	Margin [dB]
*	11440.00	Average	H	-	-	-82.99	17.60	0.00	41.61	53.98	-12.37
*	11440.00	Peak	H	-	-	-71.01	17.60	0.00	53.59	73.98	-20.39
	17160.00	Peak	H	-	-	-73.02	24.61	0.00	58.59	68.20	-9.61
*	22880.00	Average	H	-	-	-78.75	18.88	-9.54	37.59	53.98	-16.39
*	22880.00	Peak	H	-	-	-69.08	18.88	-9.54	47.26	73.98	-26.72
	28600.00	Peak	H	-	-	-53.04	3.32	-9.54	47.74	68.20	-20.46

Table 7-142. Radiated Measurements MIMO (242 Tones - CLOSED)

Worst Case Mode:	802.11ax (20MHz BW)
Worst Case Transfer Rate:	MCS0
RU Index:	61
Distance of Measurements:	1 & 3 Meters
Operating Frequency:	5745MHz
Channel:	149

	Frequency [MHz]	Detector	Ant. Pol. [H/V]	Antenna Height [cm]	Turntable Azimuth [degree]	Analyzer Level [dBm]	AFCL [dB/m]	Distance Correction Factor [dB]	Field Strength [dBµV/m]	Limit [dBµV/m]	Margin [dB]
*	11490.00	Average	H	-	-	-82.62	17.21	0.00	41.59	53.98	-12.39
*	11490.00	Peak	H	-	-	-70.96	17.21	0.00	53.25	73.98	-20.73
	17235.00	Peak	H	-	-	-72.15	25.04	0.00	59.89	68.20	-8.31
*	22980.00	Average	H	-	-	-78.93	19.03	-9.54	37.56	53.98	-16.42
*	22980.00	Peak	H	-	-	-67.76	19.03	-9.54	48.73	73.98	-25.25
	28725.00	Peak	H	-	-	-52.77	2.47	-9.54	47.16	68.20	-21.04

Table 7-143. Radiated Measurements MIMO (242 Tones - CLOSED)

© 2019 PCTEST Engineering Laboratory, Inc. V 9.0 02/01/2019
All rights reserved. Unless otherwise specified, no part of this report may be reproduced or utilized in any part, form or by any means, electronic or mechanical, including photocopying and microfilm, without permission in writing from PCTEST Engineering Laboratory, Inc. If you have any questions about this international copyright or have an enquiry about obtaining additional rights to this report or assembly of contents thereof, please contact INFO@PCTEST.COM.

Worst Case Mode: 802.11ax (20MHz BW)
Worst Case Transfer Rate: MCS0
RU Index: 61
Distance of Measurements: 1 & 3 Meters
Operating Frequency: 5785MHz
Channel: 157

	Frequency [MHz]	Detector	Ant. Pol. [H/V]	Antenna Height [cm]	Turntable Azimuth [degree]	Analyzer Level [dBm]	AFCL [dB/m]	Distance Correction Factor [dB]	Field Strength [dBµV/m]	Limit [dBµV/m]	Margin [dB]
*	11570.00	Average	H	-	-	-81.46	17.43	0.00	42.97	53.98	-11.01
*	11570.00	Peak	H	-	-	-73.41	17.43	0.00	51.02	73.98	-22.96
	17355.00	Peak	H	-	-	-72.68	26.16	0.00	60.48	68.20	-7.72
	23140.00	Peak	H	-	-	-68.98	18.82	-9.54	47.30	68.20	-20.90
	28925.00	Peak	H	-	-	-55.54	2.80	-9.54	44.72	68.20	-23.48

Table 7-144. Radiated Measurements MIMO (242 Tones - CLOSED)

Worst Case Mode: 802.11ax (20MHz BW)
Worst Case Transfer Rate: MCS0
RU Index: 61
Distance of Measurements: 1 & 3 Meters
Operating Frequency: 5825MHz
Channel: 165

	Frequency [MHz]	Detector	Ant. Pol. [H/V]	Antenna Height [cm]	Turntable Azimuth [degree]	Analyzer Level [dBm]	AFCL [dB/m]	Distance Correction Factor [dB]	Field Strength [dBµV/m]	Limit [dBµV/m]	Margin [dB]
*	11650.00	Average	H	-	-	-81.73	17.57	0.00	42.84	53.98	-11.14
*	11650.00	Peak	H	-	-	-72.56	17.57	0.00	52.01	73.98	-21.97
	17475.00	Peak	H	-	-	-73.16	25.85	0.00	59.69	68.20	-8.51
	23300.00	Peak	H	-	-	-68.17	18.40	-9.54	47.69	68.20	-20.51
	29125.00	Peak	H	-	-	-55.27	1.07	-9.54	43.26	68.20	-24.94

Table 7-145. Radiated Measurements MIMO (242 Tones - CLOSED)

© 2019 PCTEST Engineering Laboratory, Inc. V 9.0 02/01/2019
All rights reserved. Unless otherwise specified, no part of this report may be reproduced or utilized in any part, form or by any means, electronic or mechanical, including photocopying and microfilm, without permission in writing from PCTEST Engineering Laboratory, Inc. If you have any questions about this international copyright or have an enquiry about obtaining additional rights to this report or assembly of contents thereof, please contact INFO@PCTEST.COM.

6.6.4 SISO Antenna-1 Radiated Band Edge Measurements (20MHz BW)

§15.407(b.1)(b.2) §15.205 §15.209; RSS-Gen [8.9]; RSS-Gen [8.9]

242 Tones

Worst Case Mode:	802.11ax
Worst Case Transfer Rate:	MCS0
RU Index:	61
Distance of Measurements:	3 Meters
Operating Frequency:	5180MHz
Channel:	36

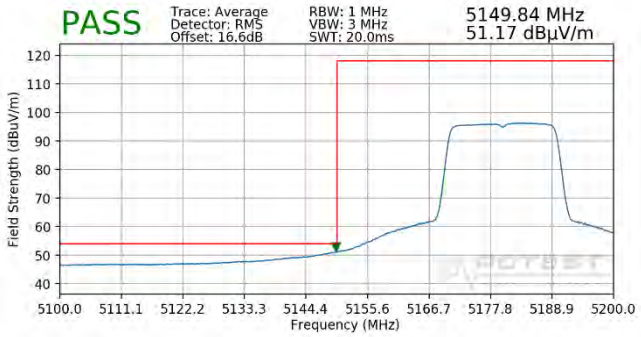

Plot 7-375. Radiated Lower Band Edge Plot SISO ANT1 (Average – UNII Band 1 – 242 Tones)

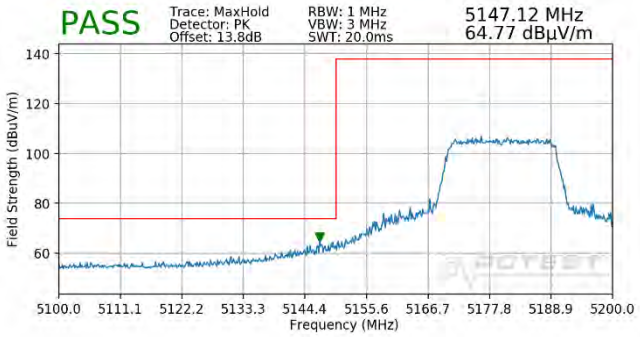

Plot 7-376. Radiated Lower Band Edge Plot SISO ANT1 (Peak – UNII Band 1 – 242 Tones)

Worst Case Mode:	802.11ax
Worst Case Transfer Rate:	MCS0
RU Index:	61
Distance of Measurements:	3 Meters
Operating Frequency:	5320MHz
Channel:	64

Plot 7-377. Radiated Upper Band Edge Plot SISO ANT1 (Average – UNII Band 2A – 242 Tones)

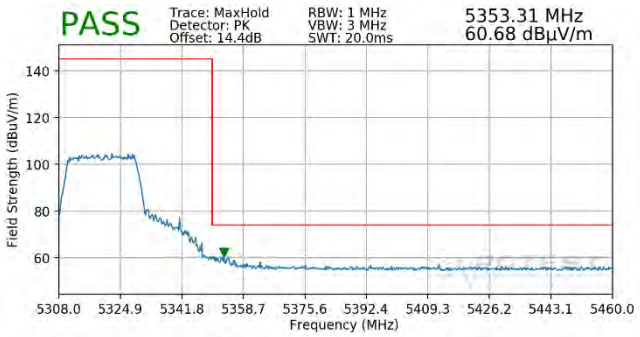

Plot 7-378. Radiated Upper Band Edge Plot SISO ANT1 (Peak – UNII Band 2A – 242 Tones)

© 2019 PCTEST Engineering Laboratory, Inc. V 9.0 02/01/2019

All rights reserved. Unless otherwise specified, no part of this report may be reproduced or utilized in any part, form or by any means, electronic or mechanical, including photocopying and microfilm, without permission in writing from PCTEST Engineering Laboratory, Inc. If you have any questions about this international copyright or have an enquiry about obtaining additional rights to this report or assembly of contents thereof, please contact INFO@PCTEST.COM.