FCC 47 CFR § 2.1093
IEEE Std 1528-2013

SAR EVALUATION REPORT

FOR

GSM/WCDMA/LTE Phone + BT/BLE, DTS/UNII a/b/g/n/ac/ax, UWB, WPT and NFC

MODEL NUMBER: SM-F916B

FCC ID: A3LSMF916B

REPORT NUMBER: 4789497384-S1V3

ISSUE DATE: 8/4/2020

Prepared for
SAMSUNG ELECTRONICS CO., LTD.
129 SAMSUNG-RO, YEONGTONG-GU, SUWON-SI,
GYEONGGI-DO, 16677, KOREA

Prepared by

UL Korea, Ltd.

26th floor, 152, Teheran-ro, Gangnam-gu Seoul, 06236, Korea

Suwon Test Site: UL Korea, Ltd. Suwon Laboratory
218 Maeyeong-ro, Yeongtong-gu,
Suwon-si, Gyeonggi-do, 16675, Korea
TEL: (031) 337-9902
FAX: (031) 213-5433

IAS ACCREDITED

Testing Laboratory

TL-637

Revision History

Rev.	Date	Revisions	Revised By
V1	7/24/2020	Initial Issue	--
V2	7/29/2020	Updated Sec.6.3 and Appendix A	Eunji Choi
V3	8/4/2020	Revised typo in Sec.6.8.	Sunghoon Kim

This report shall not be reproduced except in full, without the written approval of UL Korea, Ltd.

Table of Contents

1. Attestation of Test Results 6
1.1. The Highest Reported SAR for RF exposure conditions for each bands 7
2. Test Specification, Methods and Procedures 8
3. Facilities and Accreditation 8
4. SAR Measurement System & Test Equipment 9
4.1. SAR Measurement System 9
4.2. SAR Scan Procedures 10
4.3. Test Equipment 12
5. Measurement Uncertainty 13
5.1. DECISION RULE 13
6. Device Under Test (DUT) Information 13
6.1. DUT Description 13
6.2. Wireless Technologies 14
6.3. Nominal and Maximum Output Power 15
6.4. Power Back-off Operation 18
6.5. General LTE SAR Test and Reporting Considerations 19
6.6. LTE (TDD) Considerations 21
6.7. LTE Carrier Aggregation 22
6.8. Dynamic Antenna tuner testing 25
6.9. Proximity Sensor feature 28
6.9.1. Proximity Sensor Triggering Distance (KDB 616217 §6.2) 29
6.9.2. Proximity Sensor Coverage (KDB 616217 §6.3) 35
6.9.3. Proximity Sensor Tilt Angle Assessment (KDB 616217 §6.4) 35
6.9.4. Resulting test positions for SAR measurements 36
7. RF Exposure Conditions (Test Configurations) 37
8. Dielectric Property Measurements & System Check 39
8.1 Dielectric Property Measurements 39
8.2 System Check 47
9. Conducted Output Power Measurements 51
9.1 GSM 51
9.2 W-CDMA 53
9.3 LTE 59
9.3.1 LTE Rel. 10 Carrier Aggregation 97
9.4 Wi-Fi 2.4 GHz (DTS Band) 101

This report shall not be reproduced except in full, without the written approval of UL Korea, Ltd.

9.5 Wi-Fi 5GHz (U-NII Bands) ... 102
9.6 Bluetooth ... 109

10. Measured and Reported (Scaled) SAR Results ... 110
10.1 GSM 850 ... 112
10.2 GSM 1900 ... 113
10.3 W-CDMA Band II ... 114
10.4 W-CDMA Band IV ... 115
10.5 W-CDMA Band V ... 116
10.6 LTE Band 2 (20MHz Bandwidth) ... 117
10.7 LTE Band 5 (10MHz Bandwidth) ... 118
10.8 LTE Band 12 (10MHz Bandwidth) ... 119
10.9 LTE Band 13 (10MHz Bandwidth) ... 120
10.10 LTE Band 25 (20MHz Bandwidth) ... 121
10.11 LTE Band 26 (15MHz Bandwidth) ... 122
10.12 LTE Band 41 (20MHz Bandwidth) ... 123
10.13 LTE Band 66 (20MHz Bandwidth) ... 126
10.14 Wi-Fi (DTS Band) ... 128
10.15 Wi-Fi (U-NII Bands) ... 130
10.16 Bluetooth ... 134

11. SAR Measurement Variability ... 135

12. Simultaneous Transmission SAR Analysis ... 137
12.1 Sum of the SAR for GSM 850 & Wi-Fi & BT ... 140
12.2 Sum of the SAR for GSM 1900 & Wi-Fi & BT ... 142
12.3 Sum of the SAR for WCDMA Band II & Wi-Fi & BT ... 144
12.4 Sum of the SAR for WCDMA Band IV & Wi-Fi & BT ... 146
12.5 Sum of the SAR for WCDMA Band V & Wi-Fi & BT ... 148
12.6 Sum of the SAR for LTE Band 2 & Wi-Fi & BT ... 150
12.7 Sum of the SAR for LTE Band 5 & Wi-Fi & BT ... 152
12.8 Sum of the SAR for LTE Band 12 & Wi-Fi & BT ... 154
12.9 Sum of the SAR for LTE Band 13 & Wi-Fi & BT ... 156
12.10 Sum of the SAR for LTE Band 25 & Wi-Fi & BT ... 158
12.11 Sum of the SAR for LTE Band 26 & Wi-Fi & BT ... 160
12.12 Sum of the SAR for LTE Band 41 & Wi-Fi & BT ... 162
12.13 Sum of the SAR for LTE Band 66 & Wi-Fi & BT ... 164
12.14 SPLSR ratio for WWAN & Wi-Fi & BT ... 166

Appendixes ... 190

This report shall not be reproduced except in full, without the written approval of UL Korea, Ltd.

4789497384-S1 FCC Report SAR_App A_Photos & Ant. Locations 190
4789497384-S1 FCC Report SAR_App B_Highest SAR Test Plots 190
4789497384-S1 FCC Report SAR_App C_System Check Plots 190
4789497384-S1 FCC Report SAR_App D_SAR Tissue Ingredients..... 190
4789497384-S1 FCC Report SAR_App E_Probe Cal. Certificates..... 190
4789497384-S1 FCC Report SAR_App F_Dipole Cal. Certificates 190

This report shall not be reproduced except in full, without the written approval of UL Korea, Ltd.

1. Attestation of Test Results

Applicant Name		SAMSUNG ELECTRONICS CO.,LTD.			
FCC ID		A3LSMF916B			
Model Number		SM-F916B			
Applicable Standards		FCC 47 CFR § 2.1093 IEEE Std 1528-2013 Published RF exposure KDB procedures			
Exposure Category		SAR Limits (W/Kg)			
		Peak spatial-average (1g of tissue)		Product Specific & Extremity (10g of tissue)	
General population / Uncontrolled exposure		1.6		4.0	
RF Exposure Conditions		Equipment Class - The Highest Reported SAR (W/kg)			
		PCE	DTS	NII	DSS
Phablet	Head	0.33	0.66	0.60	0.35
	Body-worn	1.19	0.11	0.23	< 0.10
	Hotspot	1.07	0.40	0.29	0.18
	Product Specific 10g	2.58	N/A	1.32	N/A
Simultaneous TX Of Phablet	Head	1.53	1.53	1.53	1.53
	Body-worn	1.28	1.28	1.28	1.28
	Hotspot	1.39	1.39	1.39	1.10
	Product Specific 10g	1.95	N/A	1.95	N/A
UMPC Mini-tablet	Body	1.39	0.51	0.27	0.42
	Extremity 10g	2.83	1.68	1.15	0.97
Simultaneous TX Of UMPC Mini-tablet	Body	1.59	1.59	1.59	1.59
	Extremity 10g	3.83	3.67	3.83	3.83
Date Tested		6/17/2020 to 7/24/2020			
Test Results		Pass			

UL Korea, Ltd. tested the above equipment in accordance with the requirements set forth in the above standards. All indications of Pass/Fail in this report are opinions expressed by UL Korea, Ltd. based on interpretations and/or observations of test results. Measurement Uncertainties were not taken into account and are published for informational purposes only. The test results show that the equipment tested is capable of demonstrating compliance with the requirements as documented in this report.

Note: The results documented in this report apply only to the tested sample, under the conditions and modes of operation as described herein. This document may not be altered or revised in any way unless done so by UL Korea, Ltd. and all revisions are duly noted in the revisions section. Any alteration of this document not carried out by UL Korea, Ltd. will constitute fraud and shall nullify the document. This report must not be used by the client to claim product certification, approval, or endorsement by IAS, any agency of the Federal Government, or any agency of any government.

Approved & Released By:	Prepared By:
Justin Park Operations Leader UL Korea, Ltd. Suwon Laboratory	Sunghoon Kim Test Engineer UL Korea, Ltd. Suwon Laboratory

This report shall not be reproduced except in full, without the written approval of UL Korea, Ltd.

1.1. The Highest Reported SAR for RF exposure conditions for each bands

Equipment Class	Band	The Highest Reported SAR (W/kg)					
		RF exposure condition					
		Phablet				UMPC Mini-tablet	
		1g of tissue			10g of tissue	1g of tissue	10g of tissue
		Head	Body-worn	Hotspot	Product Specific	Body	Extremity
PCE	GSM 850	**0.330**	0.342	0.710	N/A	0.865	1.661
	GSM 1900	0.048	0.460	0.728	1.929	0.652	2.538
	WCDMA Band II	0.083	0.790	0.714	1.929	1.142	1.879
	WCDMA Band IV	0.079	0.937	0.758	1.871	1.295	2.273
	WCDMA Band V	0.258	0.348	0.692	N/A	0.762	1.808
	LTE Band 2	0.083	0.542	0.680	1.944	0.952	1.793
	LTE Band 4	N/A	N/A	N/A	N/A	N/A	N/A
	LTE Band 5	0.289	0.366	0.688	N/A	0.836	1.985
	LTE Band 12	0.154	0.223	0.466	N/A	0.852	1.852
	LTE Band 13	0.217	0.248	0.576	N/A	0.764	1.655
	LTE Band 17	N/A	N/A	N/A	N/A	N/A	N/A
	LTE Band 25	0.046	0.442	0.987	2.464	0.704	1.955
	LTE Band 26	0.302	0.297	0.589	N/A	0.738	1.924
	LTE Band 41	0.081	0.350	0.588	1.245	**1.392**	1.593
	LTE Band 66	0.071	**1.190**	**1.066**	**2.577**	0.897	**2.826**
DTS	2.4GHz WLAN	**0.656**	**0.113**	**0.398**	N/A	**0.505**	**1.675**
NII	5GHz WLAN	**0.596**	**0.230**	**0.286**	**1.323**	**0.274**	**1.147**
DSS	Bluetooth	**0.348**	**0.064**	**0.178**	N/A	**0.421**	**0.969**

This report shall not be reproduced except in full, without the written approval of UL Korea, Ltd.

2. Test Specification, Methods and Procedures

The tests documented in this report were performed in accordance with FCC 47 CFR § 2.1093, IEEE STD 1528-2013, ANSI C63.26-2015 the following FCC Published RF exposure KDB procedures:

- 248227 D01 802.11 Wi-Fi SAR v02r02
- 447498 D01 General RF Exposure Guidance v06
- 648474 D04 Handset SAR v01r03
- 690783 D01 SAR Listings on Grants v01r03
- 865664 D01 SAR measurement 100 MHz to 6 GHz v01r04
- 865664 D02 RF Exposure Reporting v01r02
- 941225 D01 3G SAR Procedures v03r01
- 941225 D05 SAR for LTE Devices v02r05
- 941225 D05A LTE Rel.10 KDB Inquiry Sheet v01r02
- 941225 D06 Hotspot Mode v02r01
- 941225 D07 UMPC Mini Tablet v01r02
- 971168 D01 Power Meas License Digital System v03r01

In addition to the above, the following information was used:

- TCB workshop October, 2014; Page 36, RF Exposure Procedures Update (Overlapping LTE Bands)
- TCB workshop October, 2014; Page 37, RF Exposure Procedures Update (Other LTE Considerations)
- TCB workshop October, 2016; Page 7, RF Exposure Procedures (Bluetooth Duty Factor)
- TCB workshop October, 2016; Page 18, RF Exposure Procedures (DUT Holder Perturbations)
- TCB workshop May, 2017; Page 6, RF Exposure Procedures (LTE Test Conditions)
- TCB workshop April, 2018; Page 3, RF Exposure Procedures (LTE DL CA SAR Test Exclusion Update)
- TCB workshop April, 2019 Page 19, RF Exposure Procedures (Tissue Simulating Liquids (TSL))

3. Facilities and Accreditation

The test sites and measurement facilities used to collect data are located at

Suwon
SAR 1 Room
SAR 2 Room
SAR 3 Room
SAR 4 Room
SAR 5 Room

UL Korea, Ltd. is accredited by IAS, Laboratory Code TL-637.
The full scope of accreditation can be viewed at https://www.iasonline.org/wp-content/uploads/2017/05/TL-637 -cert-New.pdf.

This report shall not be reproduced except in full, without the written approval of UL Korea, Ltd.

4. SAR Measurement System & Test Equipment

4.1. SAR Measurement System

The DASY5 system used for performing compliance tests consists of the following items:

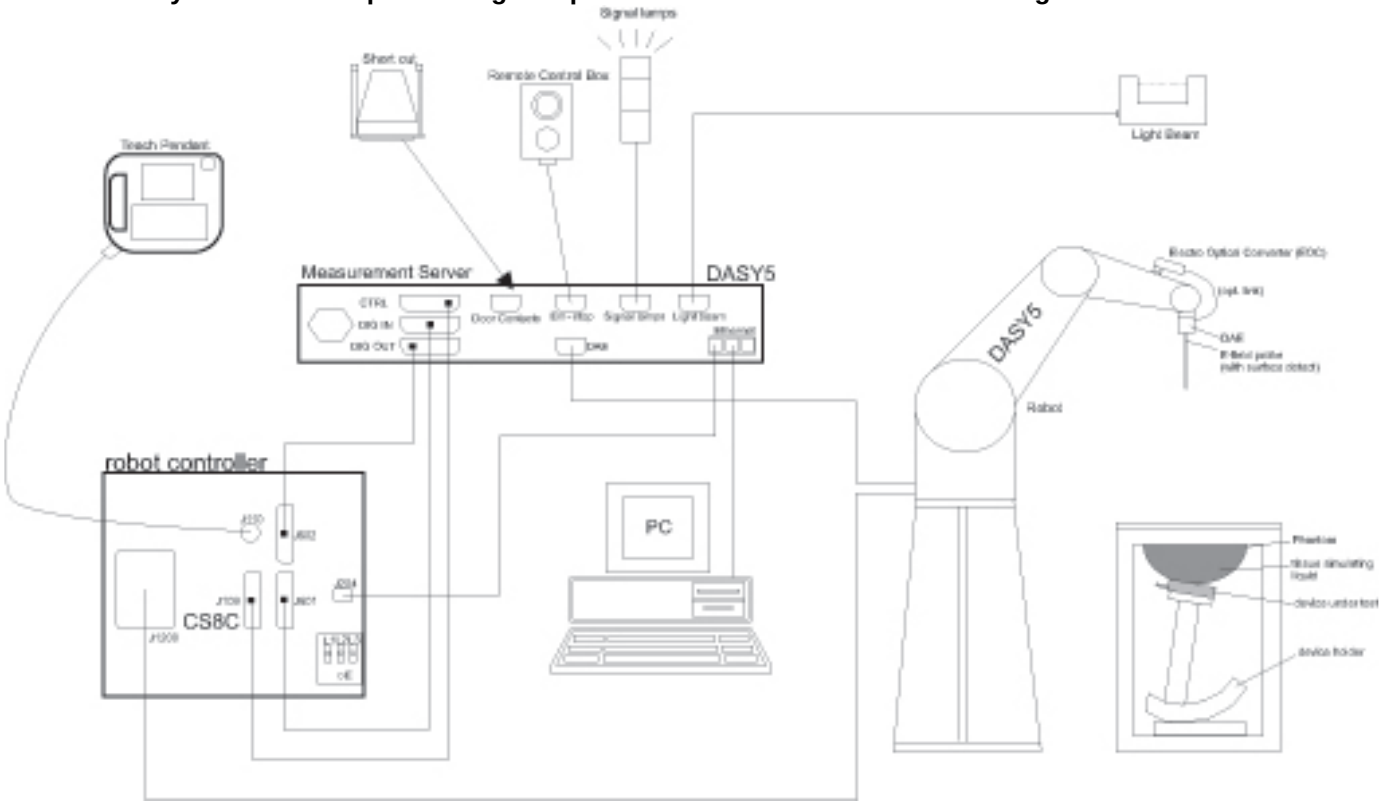

- A standard high precision 6-axis robot with controller, teach pendant and software. An arm extension for accommodating the data acquisition electronics (DAE).
- An isotropic Field probe optimized and calibrated for the targeted measurement.
- A data acquisition electronics (DAE) which performs the signal amplification, signal multiplexing, AD-conversion, offset measurements, mechanical surface detection, collision detection, etc. The unit is battery powered with standard or rechargeable batteries. The signal is optically transmitted to the EOC.
- The Electro-optical converter (EOC) performs the conversion from optical to electrical signals for the digital communication to the DAE. To use optical surface detection, a special version of the EOC is required. The EOC signal is transmitted to the measurement server.
- The function of the measurement server is to perform the time critical tasks such as signal filtering, control of the robot operation and fast movement interrupts.
- The Light Beam used is for probe alignment. This improves the (absolute) accuracy of the probe positioning.
- A computer running WinXP or Win7 and the DASY5 software.
- Remote control and teach pendant as well as additional circuitry for robot safety such as warning lamps, etc.
- The phantom, the device holder and other accessories according to the targeted measurement.

This report shall not be reproduced except in full, without the written approval of UL Korea, Ltd.

4.2. SAR Scan Procedures

Step 1: Power Reference Measurement

The Power Reference Measurement and Power Drift Measurements are for monitoring the power drift of the device under test in the batch process. The minimum distance of probe sensors to surface determines the closest measurement point to phantom surface. The minimum distance of probe sensors to surface is 2.1 mm. This distance cannot be smaller than the distance of sensor calibration points to probe tip as defined in the probe properties.

Step 2: Area Scan

The Area Scan is used as a fast scan in two dimensions to find the area of high field values, before doing a fine measurement around the hot spot. The sophisticated interpolation routines implemented in DASY software can find the maximum locations even in relatively coarse grids. When an Area Scan has measured all reachable points, it computes the field maximal found in the scanned area, within a range of the global maximum. The range (in dB) is specified in the standards for compliance testing. For example, a 2 dB range is required in IEEE Standard 1528 and IEC 62209 standards, whereby 3 dB is a requirement when compliance is assessed in accordance with the ARIB standard (Japan). If only one Zoom Scan follows the Area Scan, then only the absolute maximum will be taken as reference. For cases where multiple maximums are detected, the number of Zoom Scans has to be increased accordingly.

Area Scan Parameters extracted from KDB 865664 D01 SAR Measurement 100 MHz to 6 GHz

	≤ 3 GHz	> 3 GHz
Maximum distance from closest measurement point (geometric center of probe sensors) to phantom surface	5 ± 1 mm	½·δ·ln(2) ± 0.5 mm
Maximum probe angle from probe axis to phantom surface normal at the measurement location	30° ± 1°	20° ± 1°
Maximum area scan spatial resolution: Δx_{Area}, Δy_{Area}	≤ 2 GHz: ≤ 15 mm 2 – 3 GHz: ≤ 12 mm	3 – 4 GHz: ≤ 12 mm 4 – 6 GHz: ≤ 10 mm
	When the x or y dimension of the test device, in the measurement plane orientation, is smaller than the above, the measurement resolution must be ≤ the corresponding x or y dimension of the test device with at least one measurement point on the test device.	

This report shall not be reproduced except in full, without the written approval of UL Korea, Ltd.

Step 3: Zoom Scan

Zoom Scans are used to assess the peak spatial SAR values within a cubic averaging volume containing 1 g and 10 g of simulated tissue. The Zoom Scan measures points (refer to table below) within a cube whose base faces are centered on the maxima found in a preceding area scan job within the same procedure. When the measurement is done, the Zoom Scan evaluates the averaged SAR for 1 g and 10 g and displays these values next to the job's label.

Zoom Scan Parameters extracted from KDB 865664 D01 SAR Measurement 100 MHz to 6 GHz

			≤ 3 GHz	> 3 GHz
Maximum zoom scan spatial resolution: Δx_{Zoom}, Δy_{Zoom}			≤ 2 GHz: ≤ 8 mm 2 – 3 GHz: ≤ 5 mm*	3 – 4 GHz: ≤ 5 mm* 4 – 6 GHz: ≤ 4 mm*
Maximum zoom scan spatial resolution, normal to phantom surface	uniform grid: $\Delta z_{Zoom}(n)$		≤ 5 mm	3 – 4 GHz: ≤ 4 mm 4 – 5 GHz: ≤ 3 mm 5 – 6 GHz: ≤ 2 mm
	graded grid	$\Delta z_{Zoom}(1)$: between 1st two points closest to phantom surface	≤ 4 mm	3 – 4 GHz: ≤ 3 mm 4 – 5 GHz: ≤ 2.5 mm 5 – 6 GHz: ≤ 2 mm
		$\Delta z_{Zoom}(n>1)$: between subsequent points	$\leq 1.5 \cdot \Delta z_{Zoom}(n-1)$	
Minimum zoom scan volume	x, y, z		≥ 30 mm	3 – 4 GHz: ≥ 28 mm 4 – 5 GHz: ≥ 25 mm 5 – 6 GHz: ≥ 22 mm

Note: δ is the penetration depth of a plane-wave at normal incidence to the tissue medium; see draft standard IEEE P1528-2011 for details.

* When zoom scan is required and the *reported* SAR from the *area scan based 1-g SAR estimation* procedures of KDB 447498 is ≤ 1.4 W/kg, ≤ 8 mm, ≤ 7 mm and ≤ 5 mm zoom scan resolution may be applied, respectively, for 2 GHz to 3 GHz, 3 GHz to 4 GHz and 4 GHz to 6 GHz.

Step 4: Power drift measurement

The Power Drift Measurement measures the field at the same location as the most recent power reference measurement within the same procedure, and with the same settings. The Power Drift Measurement gives the field difference in dB from the reading conducted within the last Power Reference Measurement. This allows a user to monitor the power drift of the device under test within a batch process. The measurement procedure is the same as Step 1.

Step 5: Z-Scan (FCC only)

The Z Scan measures points along a vertical straight line. The line runs along the Z-axis of a one-dimensional grid. In order to get a reasonable extrapolation the extrapolated distance should not be larger than the step size in Z-direction.

This report shall not be reproduced except in full, without the written approval of UL Korea, Ltd.

4.3. Test Equipment

The measuring equipment used to perform the tests documented in this report has been calibrated in accordance with the manufacturers' recommendations, and is traceable to recognized national standards.

Dielectric Property Measurements

Name of Equipment	Manufacturer	Type/Model	Serial No.	Cal. Due Date
Network Analyzer	Agilent	E5071C	MY46522054	8-7-2020
Dielectric Assessment Kit	SPEAG	DAK-3.5	1196	**6-18-2020**
Dielectric Assessment Kit	SPEAG	DAK-3.5	1196	6-17-2021
Dielectric Assessment Kit	SPEAG	DAK-3.5	1046	4-28-2021
Shorting block	SPEAG	DAK-3.5 Short	SM DAK 200 BA	N/A
Thermometer	LKM	DTM3000	3424	8-9-2020

System Check

Name of Equipment	Manufacturer	Type/Model	Serial No.	Cal. Due Date
MXG Analog Signal Generator	Agilent	N5181A	MY50145882	8-6-2020
Power Sensor	Agilent	U2000A	MY54260010	8-9-2020
Power Sensor	Agilent	U2000A	MY54260007	8-9-2020
Power Amplifier	EXODUS	1410025-AMP2027-10003	10003	8-8-2020
Directional Coupler	Agilent	772D	MY52180193	8-7-2020
Directional Coupler	Agilent	778D	MY52180432	8-7-2020
Low Pass Filter	MICROLAB	LA-15N	03943	8-7-2020
Low Pass Filter	FILTRON	L14012FL	1410003S	8-7-2020
Low Pass Filter	MICROLAB	LA-60N	03942	8-7-2020
Attenuator	Agilent	8491B/003	MY39269292	8-7-2020
Attenuator	Agilent	8491B/010	MY39269315	8-7-2020
Attenuator	Agilent	8491B/020	MY39269298	8-7-2020
E-Field Probe (SAR1)	SPEAG	EX3DV4	7313	2-25-2021
E-Field Probe (SAR3)	SPEAG	EX3DV4	7376	9-27-2020
E-Field Probe (SAR3)	SPEAG	EX3DV4	7314	5-29-2021
E-Field Probe (SAR4)	SPEAG	EX3DV4	7545	9-23-2020
E-Field Probe (SAR5)	SPEAG	EX3DV4	3871	8-29-2020
Data Acquisition Electronics (SAR1)	SPEAG	DAE4	1494	7-18-2020
Data Acquisition Electronics (SAR1)	SPEAG	DAE4	912	11-22-2020
Data Acquisition Electronics (SAR3)	SPEAG	DAE4	1468	9-20-2020
Data Acquisition Electronics (SAR4)	SPEAG	DAE4	1591	9-11-2020
Data Acquisition Electronics (SAR5)	SPEAG	DAE4	1343	8-27-2020
System Validation Dipole	SPEAG	D750V3	1122	2-24-2022
System Validation Dipole	SPEAG	D835V2	4d174	2-24-2022
System Validation Dipole	SPEAG	D1750V2	1125	2-21-2022
System Validation Dipole	SPEAG	D1900V2	5d199	3-19-2022
System Validation Dipole	SPEAG	D2450V2	939	7-25-2021
System Validation Dipole	SPEAG	D2600V2	1097	9-19-2021
System Validation Dipole	SPEAG	D5GHzV2	1209	2-27-2022
Thermometer (SAR3)	Lutron	MHB-382SD	AH.50215	8-8-2020
Thermometer (SAR3)	Lutron	MHB-382SD	AH.50213	8-8-2020
Thermometer (SAR4),(SAR5)	Lutron	MHB-382SD	AH.91463	8-8-2020

Others

Name of Equipment	Manufacturer	Type/Model	Serial No.	Cal. Due Date
Base Station Simulator	R & S	CMW500	150313	8-8-2020
Base Station Simulator	R & S	CMW500	150314	8-8-2020
Base Station Simulator	R & S	CMW500	162790	8-9-2020
Wireless Connectivity Tester	R & S	CMW270	100982	8-5-2020
Bluetooth Tester	TESCOM	TC-3000C	3000C000546	8-7-2020
UXM 5G Wireless Test Platform	Keysight	E7515B	MY57510596	2-5-2021

This report shall not be reproduced except in full, without the written approval of UL Korea, Ltd.

5. Measurement Uncertainty

Per KDB 865664 D01 SAR Measurement 100 MHz to 6 GHz, when the highest measured 1-g SAR within a frequency band is < 1.5 W/kg and the measured 10-g SAR within a frequency band is < 3.75 W/kg. The expanded SAR measurement uncertainty must be ≤ 30%, for a confidence interval of k = 2. If these conditions are met, extensive SAR measurement uncertainty analysis described in IEEE Std 1528-2013 is not required in SAR reports submitted for equipment approval.

5.1. DECISION RULE

Decision rule for statement(s) of conformity is based on Procedures 1, Clause 4.4.2 in IEC Guide 115:2007.

6. Device Under Test (DUT) Information

6.1. DUT Description

Device Dimension	Refer to Appendix A.
Back Cover	☒ The Back Cover is not removable.
Battery Options	☒ The rechargeable battery is not user accessible
Wireless Router (Hotspot)	Wi-Fi Hotspot mode permits the device to share its cellular data connection with other Wi-Fi-enabled devices. ☒ Mobile Hotspot (Wi-Fi 2.4 GHz) ☒ Mobile Hotspot (Wi-Fi 5.8 GHz_UNII-3 (Ch.149(20Mhz)/Ch.151(40Mhz)/Ch.155(80Mhz))))
Wi-Fi Direct	Wi-Fi Direct enabled devices transfer data directly between each other ☒ Wi-Fi Direct (Wi-Fi 2.4 GHz) ☒ Wi-Fi Direct (Wi-Fi 5 GHz : Ch.36 – Ch.48, Ch.149 – Ch.165))
Test Sample Information	

No.	S/N	Notes
1	43825818ad197ece	Main Conducted
2	43825810b0197ece	Main Conducted
3	R3CN50JXR0L	Wi-Fi & BT Conducted
4	R3CN50JXR8F	SAR
5	R3CN50JXQKH	SAR
6	R3CN50JXQMW	SAR
7	R3CN50JXQAN	SAR
8	R3CN60FS5FA	SAR
9	R3CN60FRRTT	SAR
10	R3CN60FSVXL	SAR
11	R3CN60FSNLK	SAR
12	R3CN60FTEHY	SAR
13	R3CN60FTDTW	SAR
14	R3CN60Q2AKH	SAR

This report shall not be reproduced except in full, without the written approval of UL Korea, Ltd.

6.2. Wireless Technologies

Wireless technologies	Frequency bands	Operating mode		Duty Cycle used for SAR testing
GSM	850 1900	Voice (GMSK) GPRS (GMSK) EGPRS (8PSK)	GPRS Multi-Slot Class: ☐ Class 8 - 1 Up, 4 Down ☐ Class 10 - 2 Up, 4 Down ☐ Class 12 - 4 Up, 4 Down ☒ Class 33 - 4 Up, 5 Down	GSM Voice: 12.5% (E)GPRS: 1 Slot: 12.5% 2 Slots: 25% 3 Slots: 37.5% 4 Slots: 50%
	Does this device support DTM (Dual Transfer Mode)? ☐ Yes ☒ No			
W-CDMA (UMTS)	Band II Band IV Band V	UMTS Rel. 99 (Voice & Data) HSDPA (Category 24) HSUPA (Category 6) DC-HSDPA (Category 24) HSPA+ (DL only)		100%
LTE	FDD Band 2 FDD Band 4 FDD Band 5 FDD Band 12 FDD Band 13 FDD Band 17 FDD Band 25 FDD Band 26 FDD Band 66 TDD Band 41 [3]	QPSK 16QAM 64QAM 256QAM Rel. 15 Carrier Aggregation (1 Uplink and 4 Downlinks)		100% (FDD) 63.3% (TDD) Power Class 3 43.3% (TDD) Power Class 2
	Does this device support SV-LTE (1xRTT-LTE)? ☐ Yes ☒ No			
Wi-Fi	2.4 GHz	802.11b 802.11g 802.11n (HT20) 802.11ax (HE20)		SISO mode : 99.8% (802.11b) MIMO mode : 99.8% (802.11b)
	5 GHz	802.11a 802.11n (HT20) 802.11n (HT40) 802.11ac (VHT20) 802.11ac (VHT40) 802.11ac (VHT80) 802.11ax (HE20) 802.11ax (HE40) 802.11ax (HE80)		SISO mode: 99.2% (802.11a) 99.7% (802.11ac 80MHz BW) MIMO mode: 99.1% (802.11a) 99.7% (802.11ac 80MHz BW)
	Does this device support bands 5.60 ~ 5.65 GHz? ☒ Yes ☐ No			
	Does this device support Band gap channel(s)? ☒ Yes ☐ No			
Bluetooth	2.4 GHz	Version 5.0 LE		76.8% (DH5)
NFC	13.56 MHz	Type A/B/F		N/A[4]
UWB	6.24 – 8.24 GHz	BPM-BPSK		N/A[4]

Notes:

1. The Bluetooth protocol is considered source-based averaging. Bluetooth GFSK (DH5) was verified to have the highest duty cycle of 76.8% and was considered and used for SAR Testing.
2. Duty cycle for Wi-Fi is referenced from the DTS and UNII report.
3. This device supports Power Class 2 (HPUE) and Power Class 3 for LTE Band 41.
4. Measured Duty Cycle is not required due to SAR test exemption.

This report shall not be reproduced except in full, without the written approval of UL Korea, Ltd.

6.3. Nominal and Maximum Output Power

KDB 447498 sec.4.1. at the maximum rated output power and within the tune-up tolerance range specified for the product, but not more than 2 dB lower than the maximum tune-up tolerance limit

WWAN mode

RF Air interface	Antenna	Mode	Time Slots	Max. RF Output Power (dBm)		Reduced. RF Output Power (dBm)	
				Tune-up Limit	Frame Pwr	Tune-up Limit	Frame Pwr
GSM850	M1 Ant.	Voice	1	34.0	25.0		
		GPRS	1	34.0	25.0		
		GPRS	2	32.5	26.5		
		GPRS	3	30.5	26.2		
		GPRS	4	28.5	25.5		
		EGPRS	1	28.0	19.0		
		EGPRS	2	26.0	20.0		
		EGPRS	3	24.0	19.7		
		EGPRS	4	23.0	20.0		
GSM850	M2 Ant.	Voice	1	32.0	23.0		
		GPRS	1	32.0	23.0		
		GPRS	2	30.5	24.5		
		GPRS	3	28.5	24.2		
		GPRS	4	26.5	23.5		
		EGPRS	1	26.0	17.0		
		EGPRS	2	24.0	18.0		
		EGPRS	3	22.0	17.7		
		EGPRS	4	21.0	18.0		
GSM1900	M2 Ant.	Voice	1	30.5	21.5	27.0	18.0
		GPRS	1	30.5	21.5	26.0	17.0
		GPRS	2	29.5	23.5	25.5	19.5
		GPRS	3	28.0	23.7	24.0	19.7
		GPRS	4	26.0	23.0	22.0	19.0
		EGPRS	1	27.5	18.5	23.5	14.5
		EGPRS	2	25.5	19.5	22.0	16.0
		EGPRS	3	23.5	19.2	20.0	15.7
		EGPRS	4	22.5	19.5	19.0	16.0

RF Air interface	Antenna	Mode	Max. RF Output Power (dBm)	Reduced. RF Output Power (dBm)
W-CDMA Band II	M2 Ant.	R99	25.5	19.5
		HSDPA	24.5	18.5
		HSUPA	24.5	18.5
		DC-HSDPA	24.5	18.5
W-CDMA Band IV	M2 Ant.	R99	23.0	19.5
		HSDPA	22.0	18.5
		HSUPA	22.0	18.5
		DC-HSDPA	22.0	18.5
W-CDMA Band V	M1 Ant.	R99	25.8	
		HSDPA	24.8	
		HSUPA	24.8	
		DC-HSDPA	24.8	
W-CDMA Band V	M2 Ant.	R99	23.8	
		HSDPA	22.8	
		HSUPA	22.8	
		DC-HSDPA	22.8	

RF Air interface	Antenna	Mode	Max. RF Output Power (dBm)	Reduced. RF Output Power (dBm)
LTE Band 2	M2 Ant.	QPSK	25.5	19.5
LTE Band 4	M2 Ant.	QPSK	25.0	20.5
LTE Band 5	M1 Ant.	QPSK	25.8	
LTE Band 5	M2 Ant.	QPSK	23.8	
LTE Band 12	M1 Ant.	QPSK	25.8	
LTE Bans 13	M1 Ant.	QPSK	25.8	
LTE Band 17	M1 Ant.	QPSK	25.5	
LTE Band 25	M2 Ant.	QPSK	23.5	19.5
LTE Band 26	M1 Ant.	QPSK	25.8	
LTE Band 41-PC3	M2 Ant.	QPSK	22.7	18.5
LTE Band 41-PC2	M2 Ant.	QPSK	25.7	18.5
LTE Band 66	M2 Ant.	QPSK	25.0	20.5

Note(s):.

For GSM 850 & WCDMA Band V, LTE Band 5, Both M1 Ant. & M2 Ant. are not work at the same time.

This report shall not be reproduced except in full, without the written approval of UL Korea, Ltd.

Normal WLAN mode

Maximum Power

Mode	Band		Max. RF Output Power (dBm)																	
			SISO (Ant.1)						SISO (Ant.2)						MIMO (Ant.1 + Ant.2)					
			a	b	g	n	ac	ax	a	b	g	n	ac	ax	a	b	g	n	ac	ax
2.4GHz	DTS	2450 MHz		19 Ch12 : 9 Ch13 : 3	18 Ch12 : 9 Ch13 : 3	18 Ch12 : 9 Ch13 : 3		18 Ch12 : 9 Ch13 : 3		19 Ch12 : 9 Ch13 : 3	18 Ch12 : 9 Ch13 : 3	18 Ch12 : 9 Ch13 : 3		18 Ch12 : 9 Ch13 : 3		22 Ch12 : 9 Ch13 : 3	21 Ch12 : 9 Ch13 : 3	21 Ch12 : 9 Ch13 : 3		21 Ch12 : 9 Ch13 : 3
5GHz (20MHz)	UNII-1	5200 MHz	18			18	18	18	18			18	18	18	21			21	21	21
	UNII-2A	5300 MHz	18			18	18	18	18			18	18	18	21			21	21	21
	UNII-2C	5500 MHz	18 Ch140 : 16.5			18	18	18 Ch140 : 17.5	18 Ch140 : 16.5			18	18	18 Ch140 : 17.5	21 Ch140 : 19.5			21	21	21 Ch140 : 20.5
	UNII-3	5800 MHz	18			18	18	18	18			18	18	18	21			21	21	21
5GHz (40MHz)	UNII-1	5200 MHz				16	16	16				16	16	16				19	19	19
	UNII-2A	5300 MHz				17	17	17				17	17	17				20	20	20
	UNII-2C	5500 MHz				17	17	17				17	17	17				20	20	20
	UNII-3	5800 MHz				17	17	17				17	17	17				20	20	20
5GHz (80MHz)	UNII-1	5200 MHz					15	15					15	15					18	18
	UNII-2A	5300 MHz					15	15					15	15					18	18
	UNII-2C	5500 MHz					16	16					16	16					19	19
	UNII-3	5800 MHz					16	16					16	16					19	19

Reduced Power – Receiver Active

Mode	Band		Max. RF Output Power (dBm)																	
			SISO (Ant.1)						SISO (Ant.2)						MIMO (Ant.1 + Ant.2)					
			a	b	g	n	ac	ax	a	b	g	n	ac	ax	a	b	g	n	ac	ax
2.4GHz	DTS	2450 MHz		13 Ch12 : 9 Ch13 : 3	13 Ch12 : 9 Ch13 : 3	13 Ch12 : 9 Ch13 : 3		13 Ch12 : 9 Ch13 : 3		13 Ch12 : 9 Ch13 : 3	13 Ch12 : 9 Ch13 : 3	13 Ch12 : 9 Ch13 : 3		13 Ch13 : 3		16 Ch12 : 9 Ch13 : 3	16 Ch12 : 9 Ch13 : 3	16 Ch12 : 9 Ch13 : 3		16 Ch12 : 9 Ch13 : 3
5GHz (20MHz)	UNII-1	5200 MHz	11			11	11	11	11			11	11	11	14			14	14	14
	UNII-2A	5300 MHz	11			11	11	11	11			11	11	11	14			14	14	14
	UNII-2C	5500 MHz	11			11	11	11	11			11	11	11	14			14	14	14
	UNII-3	5800 MHz	11			11	11	11	11			11	11	11	14			14	14	14
5GHz (40MHz)	UNII-1	5200 MHz				11	11	11				11	11	11				14	14	14
	UNII-2A	5300 MHz				11	11	11				11	11	11				14	14	14
	UNII-2C	5500 MHz				11	11	11				11	11	11				14	14	14
	UNII-3	5800 MHz				11	11	11				11	11	11				14	14	14
5GHz (80MHz)	UNII-1	5200 MHz					11	11					11	11					14	14
	UNII-2A	5300 MHz					11	11					11	11					14	14
	UNII-2C	5500 MHz					11	11					11	11					14	14
	UNII-3	5800 MHz					11	11					11	11					14	14

Note(s):.

1. This device uses an independent fixed level power reduction mechanism for WLAN mode operations during RCV operated Detailed descriptions of the power reduction mechanism are included in the operational description.
2. The per stream (antenna) power is the same for SISO and MIMO, but the total MIMO power is 3 dB higher than the individual stream (antenna) power. But this should not impact the simultaneous evaluation because it is already adding the SAR values, per stream (antenna)

This report shall not be reproduced except in full, without the written approval of UL Korea, Ltd.

RSDB WLAN mode

Maximum Power

Mode	Band		Max. RF Output Power (dBm)																	
			SISO (Ant.1)						SISO (Ant.2)						MIMO (Ant.1 + Ant.2)					
			a	b	g	n	ac	ax	a	b	g	n	ac	ax	a	b	g	n	ac	ax
2.4GHz	DTS	2450 MHz		17 Ch12 : 9 Ch13 : 3	17 Ch12 : 9 Ch13 : 3	17 Ch12 : 9 Ch13 : 3		17 Ch12 : 9 Ch13 : 3		17 Ch12 : 9 Ch13 : 3	17 Ch12 : 9 Ch13 : 3	17 Ch12 : 9 Ch13 : 3		17 Ch12 : 9 Ch13 : 3		20 Ch12 : 9 Ch13 : 3	20 Ch12 : 9 Ch13 : 3	20 Ch12 : 9 Ch13 : 3		20 Ch12 : 9 Ch13 : 3
5GHz (20MHz)	UNII-1	5200 MHz	14			14	14	14	14			14	14	14	17			17	17	17
	UNII-2A	5300 MHz	14			14	14	14	14			14	14	14	17			17	17	17
	UNII-2C	5500 MHz	14			14	14	14	14			14	14	14	17			17	17	17
	UNII-3	5800 MHz	14			14	14	14	14			14	14	14	17			17	17	17
5GHz (40MHz)	UNII-1	5200 MHz				14	14	14				14	14	14				17	17	17
	UNII-2A	5300 MHz				14	14	14				14	14	14				17	17	17
	UNII-2C	5500 MHz				14	14	14				14	14	14				17	17	17
	UNII-3	5800 MHz				14	14	14				14	14	14				17	17	17
5GHz (80MHz)	UNII-1	5200 MHz					14	14					14	14					17	17
	UNII-2A	5300 MHz					14	14					14	14					17	17
	UNII-2C	5500 MHz					14	14					14	14					17	17
	UNII-3	5800 MHz					14	14					14	14					17	17

Reduced Power – RSDB with Receiver Active

Mode	Band		Max. RF Output Power (dBm)																	
			SISO (Ant.1)						SISO (Ant.2)						MIMO (Ant.1 + Ant.2)					
			a	b	g	n	ac	ax	a	b	g	n	ac	ax	a	b	g	n	ac	ax
2.4GHz	DTS	2450 MHz		13 Ch12 : 9 Ch13 : 3	13 Ch12 : 9 Ch13 : 3	13 Ch12 : 9 Ch13 : 3		13 Ch12 : 9 Ch13 : 3		13 Ch12 : 9 Ch13 : 3	13 Ch12 : 9 Ch13 : 3	13 Ch12 : 9 Ch13 : 3		13 Ch13 : 3		16 Ch12 : 9 Ch13 : 3	16 Ch12 : 9 Ch13 : 3	16 Ch12 : 9 Ch13 : 3		16 Ch12 : 9 Ch13 : 3
5GHz (20MHz)	UNII-1	5200 MHz	11			11	11	11	11			11	11	11	14			14	14	14
	UNII-2A	5300 MHz	11			11	11	11	11			11	11	11	14			14	14	14
	UNII-2C	5500 MHz	11			11	11	11	11			11	11	11	14			14	14	14
	UNII-3	5800 MHz	11			11	11	11	11			11	11	11	14			14	14	14
5GHz (40MHz)	UNII-1	5200 MHz				11	11	11				11	11	11				14	14	14
	UNII-2A	5300 MHz				11	11	11				11	11	11				14	14	14
	UNII-2C	5500 MHz				11	11	11				11	11	11				14	14	14
	UNII-3	5800 MHz				11	11	11				11	11	11				14	14	14
5GHz (80MHz)	UNII-1	5200 MHz					11	11					11	11					14	14
	UNII-2A	5300 MHz					11	11					11	11					14	14
	UNII-2C	5500 MHz					11	11					11	11					14	14
	UNII-3	5800 MHz					11	11					11	11					14	14

Note(s):.

1. This device uses an independent fixed level power reduction mechanism for WLAN mode operations during RCV operated Detailed descriptions of the power reduction mechanism are included in the operational description.
2. The per stream (antenna) power is the same for SISO and MIMO, but the total MIMO power is 3 dB higher than the individual stream (antenna) power. But this should not impact the simultaneous evaluation because it is already adding the SAR values, per stream (antenna)
3. WLAN mode supports RSDB operation. Detail of RSDB operation scenario is mentioned in Sec.13.

Bluetooth mode

Antenna	RF Air interface	Max. RF Output Power (dBm)	Reduced. RF Output Power (dBm)
BT Ant.1	Bluetooth (BDR)	19.0	14.0
	Bluetooth (EDR)	18.0	13.5
	Bluetooth LE 1Mbps	8.0	8.0
	Bluetooth LE 2Mbps	8.0	8.0
BT Ant.2	Bluetooth (BDR)	19.0	14.0
	Bluetooth (EDR)	18.0	13.5
	Bluetooth LE 1Mbps	8.0	8.0
	Bluetooth LE 2Mbps	8.0	8.0

Note(s):.

1. This device uses an independent fixed level power reduction mechanism for Bluetooth mode operations during RCV operated Detailed descriptions of the power reduction mechanism are included in the operational description.
2. For Bluetooth mode, Both BT Ant.1 & BT Ant.2 are not work at the same time.

This report shall not be reproduced except in full, without the written approval of UL Korea, Ltd.

6.4. Power Back-off Operation

This device supports multiple power back-off modes: WWAN (Ear-jack), WWAN (Hotspot), WWAN (Proximity sensor), and WLAN & BT (RCV). Each of the power back-off operates within specific exposure conditions for certain technologies. For full details on how each power back-off mode operates, refer to the Operational Description.

Phablet mode (Folder Closed)

Power Back-off mode	Technologies Supported	Exposure Conditions Active			
		Head	Body-worn	Hotspot	Product Specific 10-g
WWAN (Earjack)	GSM 1900 W-CDMA B2/4 LTE B2/4/25/41/66	N/A	✓	N/A	✓
WWAN (Hotspot)	GSM 1900 W-CDMA B2/4 LTE B2/4/25/41/66	N/A	N/A	✓	N/A
WWAN (Proximity sensor)	GSM 1900 W-CDMA B2/4 LTE B2/4/25/41/66	N/A	N/A	N/A	✓
WLAN & BT (RCV)	Wi-Fi 2.4GHz, BT Wi-Fi 5GHz	✓	N/A	N/A	N/A

UMPC Mini-tablet mode (Folder Opened)

Power Back-off mode	Technologies Supported	Exposure Conditions Active	
		Body	Extremity
WWAN (Earjack)	GSM 1900 W-CDMA B2/4 LTE B2/4/25/41/66	✓	✓
WWAN (Hotspot)	GSM 1900 W-CDMA B2/4 LTE B2/4/25/41/66	✓	✓
WWAN (Proximity sensor)	GSM 1900 W-CDMA B2/4 LTE B2/4/25/41/66	✓	✓
WLAN & BT (RCV)	Wi-Fi 2.4GHz, BT Wi-Fi 5GHz	N/A	N/A

Note(s):

1. For Phablet mode, Body-worn SAR tested at full power without ear-jack connected because no SAR values were over 1.2 W/kg.
2. For Phablet mode, Ear-jack & Proximity sensor back-off mode has same reduced power level in Product Specific 10g. So we tested using reduced power of Proximity sensor back-off mode in Product Specific 10g.
3. For UMPC Mimi-tablet mode, Ear-jack & Proximity sensor back-off & Hotspot mode has same reduced power level. So we tested using reduced power of Proximity sensor back-off mode.

Product Specific 10g Adjusted SAR Calculation for Phablet mode (Folder Closed)

Wireless technologies	Max Tune-up Limit (dBm)	Reduced Tune-Up Limit (dBm)	Pow er Factor	Reported SAR Limit (W/kg)
GSM 1900	23.7	19.7	2.51	0.478
W-CDMA B2	25.5	19.5	3.98	0.301
W-CDMA B4	23.0	19.5	2.24	0.536
LTE B2	25.5	19.5	3.98	0.301
LTE B25	23.5	19.5	2.51	0.478
LTE B66 (4)	25.0	20.5	2.82	0.426
LTE B41-PC3	22.7	18.5	2.63	0.456

Note(s):

1. Tune-up limit powers for GSM 1900 are frame power(dBm).
2. Hotspot mode supports power reduction. When the measured SAR is scaled to the maximum tune-up limit, the adjusted SAR is < 1.2 W/kg. Therefore, Extremity SAR testing is not required for this band in accordance with KDB 648474 §2.5 b. Refer to §10 for Reported SAR results. If the Reported SAR 1g value in §10 is less than the Reported SAR Limit listed above, then Extremity SAR is not required.
3. LTE 50% RB is scaled up to the Max Tune-Up Limit with MPR included.
4. For Reported SAR limit in above table, It was calculated using Max tune-up Limit & Reduced Tune-up limit & Reported SAR 1.2 W/kg. (Reported SAR Limit = 1.2 W/kg / Power factor, Power factor = 10^((Max tune-up limit – Reduced tune-up limit)/10)

This report shall not be reproduced except in full, without the written approval of UL Korea, Ltd.

6.5. General LTE SAR Test and Reporting Considerations

Item	Description						
Frequency range, Channel Bandwidth, Numbers and Frequencies	Band 2	Frequency range: 1850 - 1910 MHz					
		Channel Bandwidth					
		20 MHz	15 MHz	10 MHz	5 MHz	3 MHz	1.4 MHz
	Low	18700/ 1860	18675/ 1857.5	18650/ 1855	18625/ 1852.5	18615/ 1851.5	18607/ 1850.7
	Mid	18900/ 1880	18900/ 1880	18900/ 1880	18900/ 1880	18900/ 1880	18900/ 1880
	High	19100/ 1900	19125/ 1902.5	19150/ 1905	19175/ 1907.5	19185/ 1908.5	19193/ 1909.3
	Band 4	Frequency range: 1710 - 1755 MHz					
		Channel Bandwidth					
		20 MHz	15 MHz	10 MHz	5 MHz	3 MHz	1.4 MHz
	Low	20050/ 1720	20025/ 1717.5	20000/ 1715	19975/ 1712.5	19965/ 1711.5	19957/ 1710.7
	Mid	20175/ 1732.5	20175/ 1732.5	20175/ 1732.5	20175/ 1732.5	20175/ 1732.5	20175/ 1732.5
	High	20300/ 1745	20325/ 1747.5	20350/ 1750	20375/ 1752.5	20385/ 1753.5	20393/ 1754.3
	Band 5	Frequency range: 824 - 849 MHz					
		Channel Bandwidth					
		20 MHz	15 MHz	10 MHz	5 MHz	3 MHz	1.4 MHz
	Low			20450/ 829	20425/ 826.5	20415/ 825.5	20407/ 824.7
	Mid			20525/ 836.5	20525/ 836.5	20525/ 836.5	20525/ 836.5
	High			20600/ 844	20625/ 846.5	20635/ 847.5	20643/ 848.3
	Band 12	Frequency range: 699 – 716 MHz					
		Channel Bandwidth					
		20 MHz	15 MHz	10 MHz	5 MHz	3 MHz	1.4 MHz
	Low			23060/ 704	23035/ 701.5	23025/ 700.5	23017/ 699.7
	Mid			23095/ 707.5	23095/ 707.5	23095/ 707.5	23095/ 707.5
	High			23130/ 711	23155/ 713.5	23165/ 714.5	23173/ 715.3
	Band 13	Frequency range: 777 - 787 MHz					
		Channel Bandwidth					
		20 MHz	15 MHz	10 MHz	5 MHz	3 MHz	1.4 MHz
	Low				23205/ 779.5		
	Mid			23230/ 782	23230/ 782		
	High				23255/ 784.5		
	Band 17	Frequency range: 704 - 716 MHz					
		Channel Bandwidth					
		20 MHz	15 MHz	10 MHz	5 MHz	3 MHz	1.4 MHz
	Low			23780/ 709	23755/ 706.5		
	Mid			23790/ 710	23790/ 710		
	High			23800/ 711	23825/ 713.5		

This report shall not be reproduced except in full, without the written approval of UL Korea, Ltd.

General LTE SAR Test and Reporting Considerations (Continued)

Frequency range, Channel Bandwidth, Numbers and Frequencies

Band 25	Frequency range: 1850 - 1915 MHz					
	Channel Bandwidth					
	20 MHz	15 MHz	10 MHz	5 MHz	3 MHz	1.4 MHz
Low	26140/ 1860	26115/ 1857.5	26090/ 1855	26065/ 1852.5	26055/ 1851.5	26047/ 1850.7
Mid	26365/ 1882.5	26365/ 1882.5	26365/ 1882.5	26365/ 1882.5	26365/ 1882.5	26365/ 1882.5
High	26590/ 1905	26615/ 1907.5	26640/ 1910	26665/ 1912.5	26675/ 1913.5	26683/ 1914.3

Band 26	Frequency range: 814 - 849 MHz					
	Channel Bandwidth					
	20 MHz	15 MHz	10 MHz	5 MHz	3 MHz	1.4 MHz
Low		26765/ 821.5	26740/ 819	26715/ 816.5	26705/ 815.5	26697/ 814.7
Mid		26865/ 831.5	26865/ 831.5	26865/ 831.5	26865/ 831.5	26865/ 831.5
High		26965/ 841.5	26990/ 844	27015/ 846.5	27025/ 847.5	27033/ 848.3

Band 66	Frequency range: 1710 - 1780 MHz					
	Channel Bandwidth					
	20 MHz	15 MHz	10 MHz	5 MHz	3 MHz	1.4 MHz
Low	132072/ 1720	132047/ 1717.5	132022/ 1715	131997/ 1712.5	131987/ 1711.5	131979/ 1710.7
Mid	132322/ 1745	132322/ 1745	132322/ 1745	132322/ 1745	132322/ 1745	132322/ 1745
High	132572/ 1770	132597/ 1772.5	132622/ 1775	132647/ 1777.5	132657/ 1778.5	132665/ 1779.3

Band 41	Frequency range: 2496 - 2690 MHz					
	Channel Bandwidth					
	20 MHz	15 MHz	10 MHz	5 MHz	3 MHz	1.4 MHz
Low	39750 / 2506.0					
Low-Mid	40185 / 2549.5					
Mid	40620 / 2593.0					
Mid-High	41055 / 2636.5					
High	41490 / 2680.0					

LTE transmitter and antenna implementation

Refer to Appendix A.

Maximum power reduction (MPR)

Table 6.2.3-1: Maximum Power Reduction (MPR) for Power Class 1, 2 and 3

Modulation	Channel bandwidth / Transmission bandwidth (N_{RB})						MPR (dB)
	1.4 MHz	3.0 MHz	5 MHz	10 MHz	15 MHz	20 MHz	
QPSK	> 5	> 4	> 8	> 12	> 16	> 18	≤ 1
16 QAM	≤ 5	≤ 4	≤ 8	≤ 12	≤ 16	≤ 18	≤ 1
16 QAM	> 5	> 4	> 8	> 12	> 16	> 18	≤ 2
64 QAM	≤ 5	≤ 4	≤ 8	≤ 12	≤ 16	≤ 18	≤ 2
64 QAM	> 5	> 4	> 8	> 12	> 16	> 18	≤ 3
256 QAM	≥ 1						≤ 5

MPR Built-in by design

The manufacturer MPR values are always within the 3GPP maximum MPR allowance but may not follow the default MPR values.

A-MPR (additional MPR) was disabled during SAR testing

Power reduction

Yes

Spectrum plots for RB configurations

A properly configured base station simulator was used for the SAR and power measurements; therefore, spectrum plots for each RB allocation and offset configuration are not included in the SAR report.

Notes:

1. Maximum bandwidth does not support at least three non-overlapping channels in certain channel bandwidths. When a device supports Overlapping channel assignment in a channel bandwidth configuration, the middle channel of the group of overlapping channels should be selected for testing per KDB 941225 D05 SAR for LTE devices.
2. LTE Band 41 test channels in accordance with October 2014 TCB workshop for all channels bandwidths.
3. SAR Testing for LTE was performed with the same number of RB and RB offsets transmitting on all TTI frames (maximum TTI).

This report shall not be reproduced except in full, without the written approval of UL Korea, Ltd.

6.6. LTE (TDD) Considerations

According to KDB 941225 D05 SAR for LTE Devices, for Time-Division Duplex (TDD) systems, SAR must be tested using a fixed periodic duty factor according to the highest transmission duty factor implemented for the device and supported by the defined 3GPP LTE TDD configurations.

LTE TDD Bands support 3GPP TS 36.211 section 4.2 for Type 2 Frame Structure and Table 4.2-2 for uplink-downlink configurations and Table 4.2-1 for Special subframe configurations.

Table 4.2-1: Configuration of special subframe (lengths of DwPTS/GP/UpPTS).

Special subframe configuration	Normal cyclic prefix in downlink			Extended cyclic prefix in downlink		
	DwPTS	UpPTS		DwPTS	UpPTS	
		Normal cyclic prefix in uplink	Extended cyclic prefix in uplink		Normal cyclic prefix in uplink	Extended cyclic prefix in uplink
0	$6592 \cdot T_s$	$2192 \cdot T_s$	$2560 \cdot T_s$	$7680 \cdot T_s$	$2192 \cdot T_s$	$2560 \cdot T_s$
1	$19760 \cdot T_s$			$20480 \cdot T_s$		
2	$21952 \cdot T_s$			$23040 \cdot T_s$		
3	$24144 \cdot T_s$			$25600 \cdot T_s$		
4	$26336 \cdot T_s$			$7680 \cdot T_s$	$4384 \cdot T_s$	$5120 \cdot T_s$
5	$6592 \cdot T_s$	$4384 \cdot T_s$	$5120 \cdot T_s$	$20480 \cdot T_s$		
6	$19760 \cdot T_s$			$23040 \cdot T_s$		
7	$21952 \cdot T_s$			$12800 \cdot T_s$		
8	$24144 \cdot T_s$			-	-	-
9	$13168 \cdot T_s$			-	-	-

Calculated Duty Cycle

Uplink-Downlink Configuration	Downlink-to-Uplink Switch-point Periodicity	Subframe Number										Calculated Duty Cycle (%)
		0	1	2	3	4	5	6	7	8	9	
0	5 ms	D	S	U	U	U	D	S	U	U	U	63.33
1	5 ms	D	S	U	U	D	D	S	U	U	D	43.33
2	5 ms	D	S	U	D	D	D	S	U	D	D	23.33
3	10 ms	D	S	U	U	U	D	D	D	D	D	31.67
4	10 ms	D	S	U	U	D	D	D	D	D	D	21.67
5	10 ms	D	S	U	D	D	D	D	D	D	D	11.67
6	5 ms	D	S	U	U	U	D	S	U	U	D	53.33

Calculated Duty Cycle = Extended cyclic prefix in uplink x (T_s) x # of S + # of U

<u>Example for Calculated Duty Cycle for Uplink-Downlink Configuration 0:</u>
Calculated Duty Cycle = 5120 x [1/(15000 x 2048)] x 2 + 6 ms = 63.33%
where
T_s = 1/(15000 x 2048) seconds

Note(s):
This device supports uplink-downlink configurations 0-6. The configuration with highest duty cycle was used for SAR Testing: configuration 0 at 63.3% duty cycle for Power class 3, configuration 1 at 43.3% duty cycle for Power class 2

This report shall not be reproduced except in full, without the written approval of UL Korea, Ltd.

6.7. LTE Carrier Aggregation

DL Inter-Band

E-UTRA CA configuration (BCS)	E-UTRA Band	Bandwidth						Max Aggregated BW
		1.4 MHz	3 MHz	5 MHz	10 MHz	15 MHz	20 MHz	
CA_2A-4A(0)(1)(2)	Band 2	Yes	Yes	Yes	Yes	Yes	Yes	40 MHz
	Band 4			Yes	Yes	Yes	Yes	
	Band 2			Yes	Yes			20 MHz
	Band 4			Yes	Yes			
	Band 2			Yes	Yes	Yes	Yes	40 MHz
	Band 4			Yes	Yes	Yes	Yes	
CA_2A-5A(0)(1)	Band 2			Yes	Yes	Yes	Yes	30 MHz
	Band 5			Yes	Yes			
	Band 2			Yes	Yes			20 MHz
	Band 5			Yes	Yes			
CA_2A-12A (0)(1)(2)	Band 2			Yes	Yes	Yes	Yes	30 MHz
	Band 12			Yes	Yes			
	Band 2			Yes	Yes	Yes	Yes	30 MHz
	Band 12		Yes	Yes	Yes			
	Band 2			Yes	Yes			20 MHz
	Band 12			Yes	Yes			
CA_2A-17A(0)	Band 2			Yes	Yes			20 MHz
	Band 17			Yes	Yes			
CA_2A-66A (0)(1)(2)	Band 2	Yes	Yes	Yes	Yes	Yes	Yes	40 MHz
	Band 66			Yes	Yes	Yes	Yes	
	Band 2			Yes	Yes			20 MHz
	Band 66			Yes	Yes			
	Band 2			Yes	Yes	Yes	Yes	40 MHz
	Band 66			Yes	Yes	Yes	Yes	
CA_4A-12A (0)(1)(2)(3)(4)(5)	Band 4	Yes	Yes	Yes	Yes			20 MHz
	Band 12			Yes	Yes			
	Band 4	Yes	Yes	Yes	Yes	Yes	Yes	30 MHz
	Band 12			Yes	Yes			
	Band 4			Yes	Yes	Yes	Yes	30 MHz
	Band 12			Yes	Yes			
	Band 4			Yes	Yes			20 MHz
	Band 12			Yes	Yes			
	Band 4			Yes	Yes	Yes	Yes	30 MHz
	Band 12			Yes	Yes			
	Band 4			Yes	Yes	Yes		20 MHz
	Band 12			Yes				
CA_4A-13A(0)(1)	Band 4			Yes	Yes	Yes	Yes	30 MHz
	Band 13				Yes			
	Band 4			Yes	Yes			20 MHz
	Band 13				Yes			
CA_4A-17A(0)	Band 4			Yes	Yes			20 MHz
	Band 17			Yes	Yes			
CA_5A-41A(0)	Band 5			Yes	Yes			30 MHz
	Band 41						Yes	
CA_5A-66A(0)	Band 5			Yes	Yes			30 MHz
	Band 66			Yes	Yes	Yes	Yes	

This report shall not be reproduced except in full, without the written approval of UL Korea, Ltd.

DL Inter-Band

E-UTRA CA configuration (BCS)	E-UTRA Band	Bandwidth						Max Aggregated BW
		1.4 MHz	3 MHz	5 MHz	10 MHz	15 MHz	20 MHz	
CA_12A-66A (0)(1)(2)(3)(4)(5)	Band 12			Yes	Yes			20 MHz
	Band 66	Yes	Yes	Yes	Yes			
	Band 12			Yes	Yes			30 MHz
	Band 66	Yes	Yes	Yes	Yes	Yes	Yes	
	Band 12		Yes	Yes	Yes			30 MHz
	Band 66			Yes	Yes	Yes	Yes	
	Band 12			Yes	Yes			20 MHz
	Band 66			Yes	Yes			
	Band 12			Yes	Yes			30 MHz
	Band 66			Yes	Yes	Yes	Yes	
	Band 12			Yes				20 MHz
	Band 66			Yes	Yes	Yes		
CA_26A-41A(0)	Band 26			Yes	Yes	Yes		35 MHz
	Band 41			Yes	Yes	Yes	Yes	
CA_2A-4A-5A(0)	Band 2			Yes	Yes	Yes	Yes	50 MHz
	Band 4			Yes	Yes	Yes	Yes	
	Band 5			Yes	Yes			
CA_2A-4A-13A(0)	Band 2			Yes	Yes	Yes	Yes	50 MHz
	Band 4			Yes	Yes	Yes	Yes	
	Band 13				Yes			
CA_4A-4A-12A(0)	Band 4	4A-4A BCS 0						50 MHz
	Band 12			Yes	Yes			
CA_4A-4A-17A(0)	Band 4	See CA_4A-4A (0)						50 MHz
	Band 17				Yes			
CA_5A-66A-66A(0)	Band 5			Yes	Yes			50 MHz
	Band 66	66A-66A BCS 0						
CA_26A-41C	Band 26			Yes	Yes	Yes		55 MHz
	Band 41	41C BCS 1						

DL Inter-Band (Non-Contiguous)

E-UTRA CA configuration (BCS)	E-UTRA Band	Allowed Channel BW Per Carrier (MHz)					Max Aggregated BW
		1st Carrier	2nd Carrier	3rd Carrier	4th Carrier	5th Carrier	
CA_2A-2A (0)	Band 2	5, 10, 15. 20	5, 10, 15. 20				40 MHz
CA_4A-4A (0)(1)	Band 4	5, 10, 15, 20	5, 10, 15, 20				40 MHz
		5, 10	5, 10				20 MHz
CA_41A-41A (0)(1)	Band 41	10, 15, 20	10, 15, 20				40 MHz
		5, 10, 15. 20	5, 10, 15. 20				
CA_66A-66A (0)	Band 66	5, 10, 15, 20	5, 10, 15, 20				40 MHz
CA_41A-41C	Band 41	5, 10, 15. 20	41C BCS 1				60 MHz
		41C BCS 1	5, 10, 15. 20				
CA_41C-41C	Band 41	41C BCS 0	41C BCS 0				80 MHz
CA_41A-41D	Band 41	5, 10, 15, 20	41D BCS 0				80 MHz
		41D BCS 0	5, 10, 15, 20				

This report shall not be reproduced except in full, without the written approval of UL Korea, Ltd.

DL Intra-Band (Contiguous)

E-UTRA CA configuration (BCS)	E-UTRA Band	Allowed Channel BW Per Carrier (MHz)					Max Aggregated BW
		1st Carrier	2nd Carrier	3rd Carrier	4th Carrier	5th Carrier	
CA_2C (0)	Band 2	5	20				40 MHz
		10	15, 20				
		15	10, 15, 20				
		20	5, 10, 15, 20				
CA_66B (0)	Band 66	5	5, 10, 15				20 MHz
		10	5, 10				
		15	5				
CA_66C (0)	Band 66	5	20				40 MHz
		10	15, 20				
		15	10, 15, 20				
		20	5, 10, 15, 20				
CA_41C (0),(1),(2),(3)	Band 41	10	20				40 MHz
		15	15,20				
		20	10,15,20				
	Band 41	5,10	20				40 MHz
		15	15,20				
		20	5,10,15,20				
	Band 41	10	15,20				40 MHz
		15	10,15,20				
		20	10,15,20				
	Band 41	10	20				40 MHz
		20	20				
CA_41D (0)	Band 41	10	20	15			60 MHz
		10	15, 20	20			
		15	20	10, 15			
		15	10, 15, 20	20			
		20	15, 20	10			
		20	10, 15, 20	10			
CA_41E (0)	Band 41	15,20	15,20	15,20	20		80 MHz

Note(s):

1. For supported channels, please refer to §6.5.
2. This device supports DL 4X4 MIMO for LTE Band 4, 41, 66. Please refer to Sec.9.3.1 for detailed LTE CA combination with 4X4 DL MIMO.

This report shall not be reproduced except in full, without the written approval of UL Korea, Ltd.

6.8. Dynamic Antenna tuner testing

This Device applies Qualcomm chipset solution's Dynamic Antenna tuning technology to some 3G / 4G bands. (M1 Ant : WCDMA BV and LTE B5/B12/B13/B17/B26)
Dynamic Antenna tuning was tested in accordance with the April 2019 FCC TCBC Workshop notes.

Per 2019, April TCBC Workshop document

- SAR is measured according to required procedures with dynamic tuner active allowing device to automatically tune. Auto-tune state determined by device during normal SAR measurement verified and listed alongside the reported SAR results.
- Additional single point SAR (time-sweep) measurements were evaluated for other tuner states to determine that the other configurations would result in equivalent or lower SAR values.
- Single point measurements performed at the peak SAR location of the highest measured SAR configuration for each combination. SAR probe remains stationary throughout the entire series of single point measurements for each combination.
- Total number tuner states divided evenly among each supported band / air interface and exposure condition combination. If any single point SAR measurement result is > 1.2 W/kg for a band / exposure condition combination set, all supported tuner states are evaluated with single point SAR measurements for the combination. Tuner state is established remotely so that the device is not moved for the entire series of single point SAR measurements for the tuner states in each combination.

The following test procedures were followed to demonstrate that the SAR results in Section 10 represented the appropriate SAR test conditions. For bands with dynamic tuning implemented, SAR was measured according to the required FCC SAR test procedures with the dynamic tuning active to allow the device to automatically to the antenna state for the respective RF exposure test configurations. Additional single point SAR time-sweep measurements were evaluated for other tuner states to determine that the other configurations would result in equivalent or lower SAR values. The additional tuner hardware has no influence on the antenna characteristics, other impedance matching.

To evaluate all the tuner states, the 144 tuner states were divided among the aggregate band, mode and exposure combinations so that each combination was evaluated for at least 29 tuner states and also so that at least 2 single point SAR measurements were made for every available tuner state. Single point time-sweep measurements were performed at the peak SAR location determined by the zoom scan of the configuration with the highest reported SAR for each combination. The tuner state was able to be established remotely so that the device was not moved for the entire series of single point SAR for the tuner states in each combination. The SAR probe remained stationary at the same position throughout the entire series of single point measurements for each combination. When the single point SAR or 1g SAR was > 1.2 W/kg for a particular band / mode / exposure condition, point SAR measurements were made for all 144 states.

This Device supports LTE capabilities with overlapping transmission frequency ranges.

LTE Band 17 (704 MHz – 716 MHz) is covered by LTE Band 12 (699 MHz – 716 MHz)

Each both LTE bands share the same transmission path and signal characteristics. The Evaluation of Dynamic antenna tuner was only evaluated for the band with the larger transmission frequency range. We evaluated the dynamic antenna tuning of the body SAR conditions at the higher of the two cases, Hotspot SAR and Body worn SAR. The operational description contains more information about the design and implementation of the dynamic antenna tuning.

This report shall not be reproduced except in full, without the written approval of UL Korea, Ltd.

Head SAR data

Phablet (Folder Closed)		Phablet (Folder Closed)		Phablet (Folder Closed)		Phablet (Folder Closed)		Phablet (Folder Closed)	
WCDMA Band 5		**LTE Band 5**		**LTE Band 12**		**LTE Band 13**		**LTE Band 26**	
RMC		QPSK, 10MHz BW 1RB, 0 Offset		QPSK, 10MHz BW 1RB, 0 Offset		QPSK, 10MHz BW 1RB, 0 Offset		QPSK, 15MHz BW 1RB, 0 Offset	
Test position	Right touch	Test position	Right touch	Test position	Right touch	Test position	Right touch	Test position	Right touch
Frequency (MHz)	836.6	Frequency (MHz)	836.5	Frequency (MHz)	707.5	Frequency (MHz)	782	Frequency (MHz)	831.5
Channel	4183	Channel	20525	Channel	23095	Channel	23230	Channel	26865
Measured 1g SAR (W/kg)	0.201	Measured 1g SAR (W/kg)	0.204	Measured 1g SAR (W/kg)	0.098	Measured 1g SAR (W/kg)	0.147	Measured 1g SAR (W/kg)	0.207
Average Value of Time Swwp (W/kg)		Average Value of Time Swwp (W/kg)		Average Value of Time Swwp (W/kg)		Average Value of Time Swwp (W/kg)		Average Value of Time Swwp (W/kg)	
Auto-tune (State 0)	0.251	Auto-tune (State 0)	0.231	Auto-tune (State 9)	0.118	Auto-tune (State 0)	0.174	Auto-tune (State 0)	0.236
State		State		State		State		State	
0	0.250	0	0.241	0	0.107	0	0.164	0	0.229
1	0.248	5	0.175	7	0.011	9	0.150	12	0.190
2	0.152	6	0.104	8	0.006	10	0.162	13	0.182
3	0.243	18	0.198	9	0.112	15	0.075	26	0.022
4	0.227	19	0.219	28	0.094	16	0.039	27	0.148
11	0.220	20	0.215	29	0.097	17	0.022	33	0.052
21	0.203	32	0.126	36	0.104	30	0.122	34	0.027
22	0.189	39	0.211	37	0.085	31	0.112	35	0.015
23	0.155	40	0.200	38	0.077	51	0.072	36	0.219
24	0.078	41	0.165	49	0.103	52	0.037	45	0.196
25	0.040	47	0.204	50	0.091	54	0.156	46	0.197
42	0.083	48	0.205	53	0.019	55	0.161	66	0.145
43	0.045	60	0.085	57	0.103	56	0.158	67	0.135
44	0.026	61	0.045	58	0.096	75	0.079	72	0.217
63	0.163	62	0.027	59	0.079	76	0.073	73	0.174
64	0.169	68	0.118	70	0.020	77	0.054	74	0.174
65	0.164	69	0.058	71	0.014	96	0.046	89	0.016
84	0.153	81	0.219	78	0.014	97	0.026	90	0.214
85	0.137	82	0.200	79	0.009	98	0.015	93	0.149
86	0.097	83	0.190	80	0.004	108	0.117	94	0.131
87	0.047	91	0.193	99	0.101	109	0.091	95	0.093
88	0.018	92	0.185	100	0.102	117	0.148	112	0.123
105	0.035	102	0.127	101	0.104	118	0.146	113	0.086
106	0.020	103	0.111	120	0.096	119	0.140	114	0.041
107	0.014	104	0.078	122	0.072	128	0.137	115	0.022
110	0.174	123	0.047	126	0.112	131	0.081	116	0.012
111	0.147	124	0.026	127	0.094	132	0.041	135	0.013
133	0.023	125	0.017	141	0.032	138	0.095	136	0.114
134	0.015	129	0.154	142	0.018	139	0.081	137	0.139
		130	0.129	143	0.012	140	0.055		

This report shall not be reproduced except in full, without the written approval of UL Korea, Ltd.

Body SAR data

UMPC Mini tablet (Folder Opened)		UMPC Mini tablet (Folder Opened)		UMPC Mini tablet (Folder Opened)		UMPC Mini tablet (Folder Opened)		UMPC Mini tablet (Folder Opened)	
WCDMA Band 5		**LTE Band 5**		**LTE Band 12**		**LTE Band 13**		**LTE Band 26**	
RMC		QPSK, 10MHz BW 1RB, 25 Offset		QPSK, 10MHz BW 1RB, 0 Offset		QPSK, 10MHz BW 1RB, 0 Offset		QPSK, 15MHz BW 1RB, 74 Offset	
Test position	Rear	Test position	Rear	Test position	Rear	Test position	Rear	Test position	Rear
Frequency (MHz)	836.6	Frequency (MHz)	836.5	Frequency (MHz)	707.5	Frequency (MHz)	782	Frequency (MHz)	831.5
Channel	4183	Channel	20525	Channel	23095	Channel	23230	Channel	26865
Measured 1g SAR (W/kg)	0.594	Measured 1g SAR (W/kg)	0.590	Measured 1g SAR (W/kg)	0.543	Measured 1g SAR (W/kg)	0.517	Measured 1g SAR (W/kg)	0.506
Average Value of Time Swwp (W/kg)		Average Value of Time Swwp (W/kg)		Average Value of Time Swwp (W/kg)		Average Value of Time Swwp (W/kg)		Average Value of Time Swwp (W/kg)	
Auto-tune (State 0)	0.816	Auto-tune (State 0)	0.906	Auto-tune (State 9)	0.733	Auto-tune (State 0)	0.797	Auto-tune (State 0)	0.779
State		State		State		State		State	
0	0.801	0	0.900	0	0.485	0	0.760	0	0.770
1	0.793	5	0.615	7	0.040	9	0.587	12	0.692
2	0.747	6	0.408	8	0.024	10	0.631	13	0.650
3	0.668	18	0.736	28	0.561	15	0.303	14	0.593
4	0.610	19	0.840	29	0.497	16	0.184	26	0.133
11	0.708	20	0.862	36	0.408	17	0.114	27	0.343
21	0.786	32	0.547	37	0.327	30	0.548	33	0.191
22	0.788	39	0.728	38	0.268	31	0.523	34	0.092
23	0.740	40	0.663	49	0.361	51	0.272	35	0.059
24	0.479	41	0.615	50	0.311	52	0.167	45	0.483
25	0.270	47	0.895	53	0.062	54	0.605	46	0.638
42	0.360	48	0.881	57	0.401	55	0.663	66	0.465
43	0.240	60	0.532	58	0.385	56	0.605	67	0.437
44	0.166	61	0.305	59	0.291	75	0.258	72	0.432
63	0.473	62	0.187	70	0.100	76	0.236	73	0.408
64	0.558	68	0.547	71	0.057	77	0.182	74	0.362
65	0.561	69	0.264	78	0.039	96	0.178	89	0.085
84	0.734	81	0.841	79	0.021	97	0.103	90	0.485
85	0.702	82	0.864	80	0.014	98	0.068	93	0.500
86	0.579	83	0.899	99	0.511	108	0.409	94	0.464
87	0.308	91	0.843	100	0.496	109	0.295	95	0.392
88	0.171	92	0.857	101	0.453	117	0.573	112	0.297
105	0.153	102	0.563	120	0.316	118	0.520	113	0.234
106	0.086	103	0.556	121	0.274	119	0.583	114	0.150
107	0.058	104	0.433	122	0.213	128	0.448	115	0.096
110	0.444	123	0.347	126	0.416	131	0.285	116	0.070
111	0.409	124	0.184	127	0.325	132	0.158	135	0.465
133	0.170	125	0.118	141	0.121	138	0.416	136	0.509
134	0.111	129	0.777	142	0.058	139	0.367	137	0.470
		130	0.785	143	0.037	140	0.250		

This report shall not be reproduced except in full, without the written approval of UL Korea, Ltd.

6.9. Proximity Sensor feature

The DUT has one proximity sensor to reduce the output power. The position of the sensors and antenna are as shown in the graphic.

Phablet mode (Folder Closed)

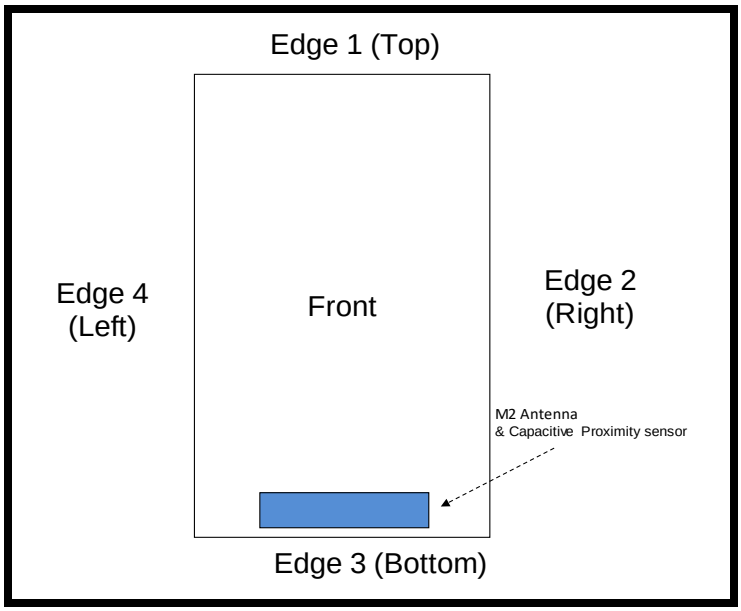

UMPC Mini tablet mode (Folder Opened)

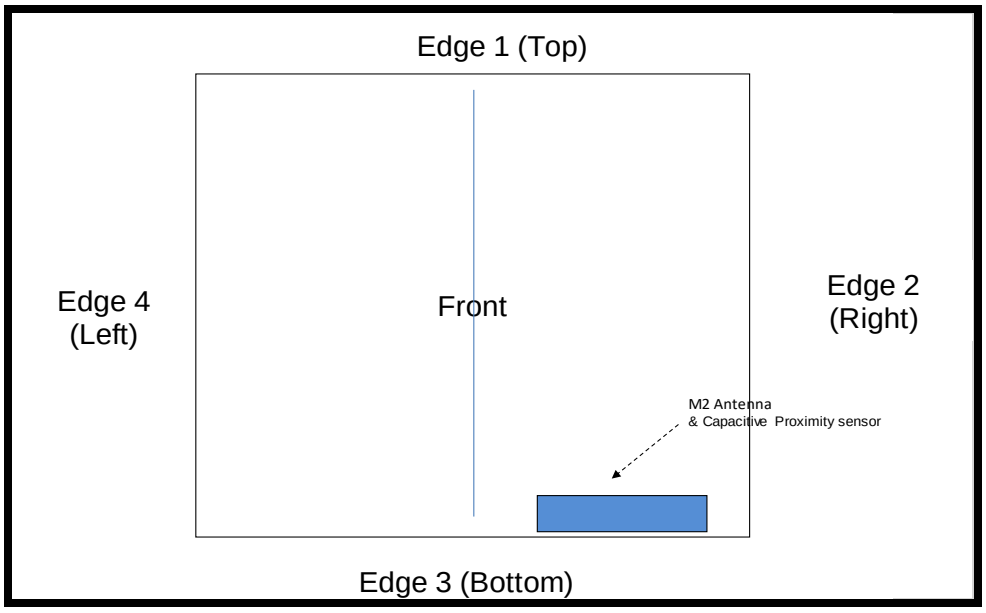

This report shall not be reproduced except in full, without the written approval of UL Korea, Ltd.

6.9.1. Proximity Sensor Triggering Distance (KDB 616217 §6.2)

Rear, Front and Edge 3 of the DUT was placed directly below the flat phantom. The DUT was moved toward the phantom in accordance with the steps outlined in KDB 616217 §6.2 to determine the trigger distance for enabling power reduction. The DUT was moved away from the phantom to determine the trigger distance for resuming full power.

The DUT featured a visual indicator on its display that showed the status of the proximity sensor (Triggered or not triggered). This was used to determine the status of the sensor during the proximity sensor assessment as monitoring the output power directly was not practical without affecting the measurement.

It was confirmed separately that the output power was altered according to the proximity sensor status indication. This was achieved by observing the proximity sensor status at the same time as monitoring the conducted power. Section 9 contains both the full and reduced conducted power measurements.

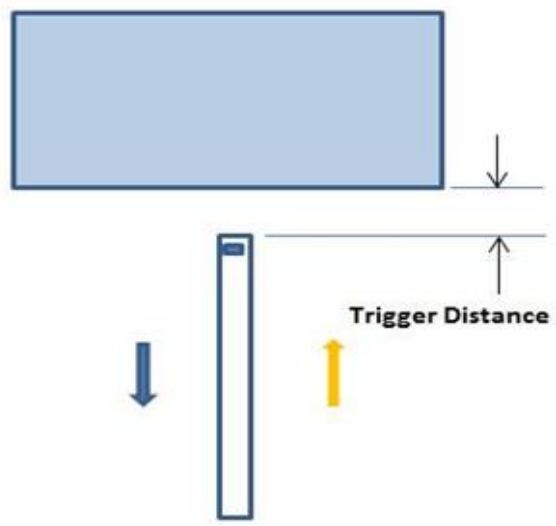

Proximity Sensor Trigger Distance Assessment
KDB 616217 §6.2, Edge 3

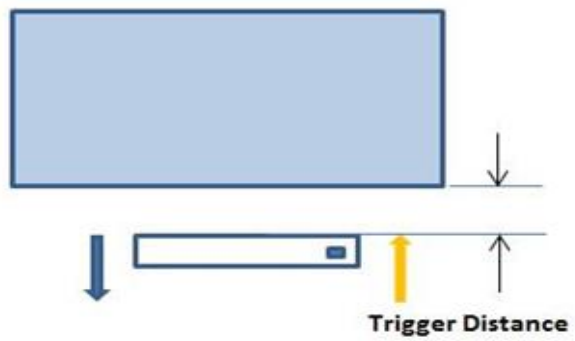

Proximity Sensor Trigger Distance Assessment
KDB 616217 §6.2, Rear, Front

LEGEND

→ Direction of DUT travel for determination of power reduction triggering point

→ Direction of DUT travel for determination of full power resumption triggering point

Summary of Trigger Distances

DUT Configuration	Tissue simulating liquid	Antenna	Trigger distance - Front		Trigger distance - Rear		Trigger distance – Edge 3	
			Moving toward phantom	Moving from phantom	Moving toward phantom	Moving from phantom	Moving toward phantom	Moving from phantom
Phablet (Folder Closed)	1750 Head	M2 Ant	N/A	N/A	11 mm	11 mm	13 mm	13 mm
	1900 Head	M2 Ant	N/A	N/A	11 mm	11 mm	13 mm	13 mm
	2600 Head	M2 Ant	N/A	N/A	11 mm	11 mm	13 mm	13 mm
UMPC Mini-tablet (Folder Opened)	1750 Head	M2 Ant	10 mm	10 mm	13 mm	13 mm	17 mm	17 mm
	1900 Head	M2 Ant	10 mm	10 mm	13 mm	13 mm	17 mm	17 mm
	2600 Head	M2 Ant	10 mm	10 mm	13 mm	13 mm	17 mm	17 mm

This report shall not be reproduced except in full, without the written approval of UL Korea, Ltd.

Proximity Sensor Triggering Distance Measurement Results

WWAN Bands for Phablet (Foder Closed)

Rear, DUT Moving Toward (Trigger) and Away (Release) from the Phantom

Distance to DUT vs. Output Power in dBm										
Distance (mm)	7	8	9	10	11	12	13	14	15	16
GSM1900 Voice	25.5	25.9	25.8	25.3	25.3	28.9	28.7	28.4	28.7	28.7
GPRS1900 1tx slot	25.7	25.8	25.5	25.6	26.0	29.1	28.9	28.5	28.3	28.4
GPRS1900 2tx slots	25.0	24.8	24.6	24.6	24.4	27.8	27.3	27.6	27.4	27.5
GPRS1900 3tx slots	23.4	23.5	23.2	23.1	23.4	26.3	25.9	26.1	26.0	25.9
GPRS1900 4tx slots	21.1	20.9	20.9	20.8	20.9	24.5	24.2	24.4	24.3	24.0
WCDMA 2	18.2	17.8	17.9	18.1	18.3	23.4	23.4	23.8	24.0	23.6
WCDMA 4	18.0	18.1	18.1	18.3	18.2	21.5	21.5	21.5	21.5	21.2
LTE B2	18.1	18.0	17.8	18.3	18.3	23.5	23.9	23.7	23.3	23.4
LTE B4	19.5	19.1	19.3	19.0	19.3	23.8	23.5	23.8	23.8	23.8
LTE B25	18.1	18.1	18.4	18.2	18.5	22.3	22.0	21.8	22.5	22.1
LTE B41 PC3	17.2	17.0	17.4	17.1	17.1	21.8	21.9	22.4	22.5	21.9
LTE B41 PC2	16.8	17.6	17.2	17.0	17.5	24.8	24.7	24.8	25.2	24.7
LTE B66	19.3	19.3	18.8	19.4	18.7	23.6	23.9	23.6	23.4	23.7

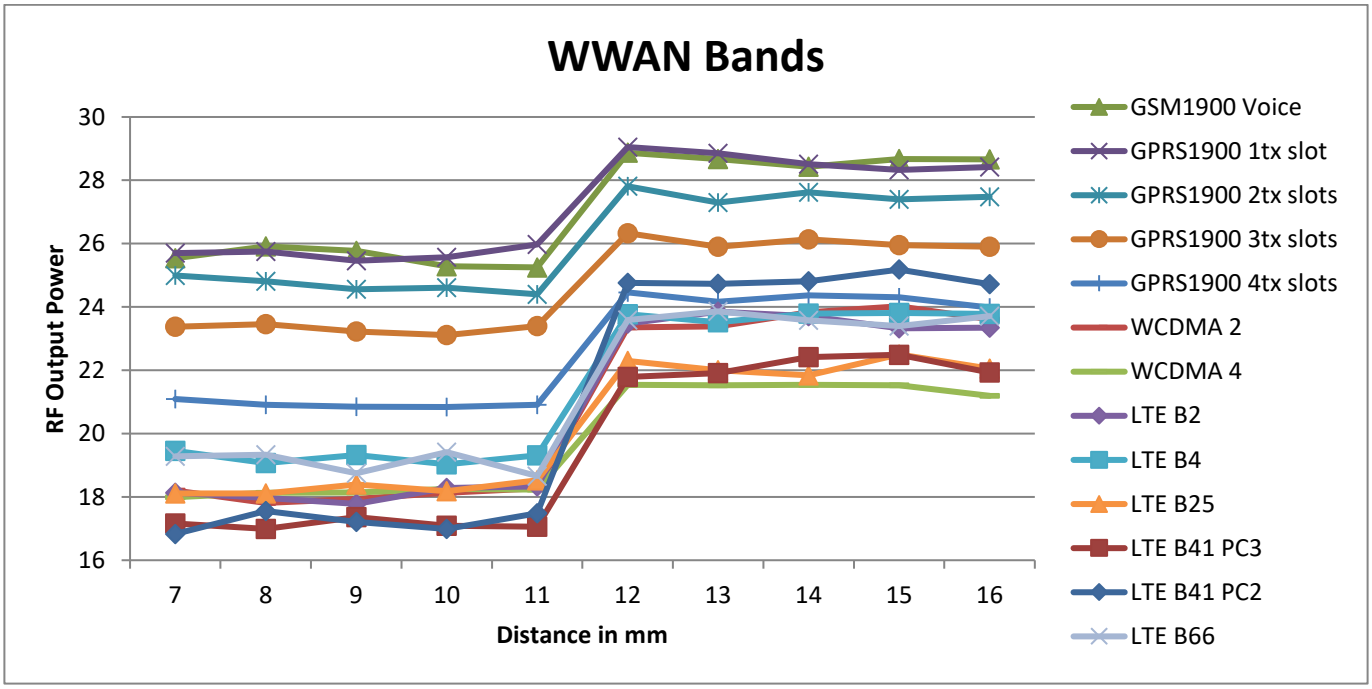

This report shall not be reproduced except in full, without the written approval of UL Korea, Ltd.

Edge 3, DUT Moving Toward (Trigger) and Away (Release) from the Phantom

Distance to DUT vs. Output Power in dBm										
Distance (mm)	9	10	11	12	13	14	15	16	17	18
GSM1900 Voice	25.9	25.3	25.8	25.5	25.6	28.3	28.6	28.3	28.8	28.5
GPRS1900 1tx slot	25.7	25.2	25.5	25.7	25.5	28.7	28.6	28.5	28.5	28.5
GPRS1900 2tx slots	24.3	24.5	24.6	24.7	24.3	27.2	27.6	27.7	27.2	27.2
GPRS1900 3tx slots	23.3	23.2	23.2	23.0	23.3	26.5	26.4	26.3	25.8	26.1
GPRS1900 4tx slots	21.1	20.8	21.2	21.0	21.2	24.2	23.9	24.2	24.3	24.0
WCDMA 2	18.2	18.3	17.9	17.8	18.1	23.8	23.7	23.7	23.9	23.3
WCDMA 4	17.9	18.2	18.0	18.1	18.1	21.8	21.4	21.8	21.8	21.5
LTE B2	18.4	17.9	18.1	17.9	18.2	23.7	23.9	23.4	23.8	23.2
LTE B4	18.9	18.8	19.1	19.3	18.9	23.4	23.5	23.6	23.4	23.5
LTE B25	18.3	18.5	17.8	18.1	18.2	22.2	22.4	22.3	22.0	22.0
LTE B41 PC3	16.7	16.9	17.1	17.0	17.0	22.1	21.7	21.8	22.0	21.8
LTE B41 PC2	17.1	16.8	17.2	16.8	16.8	25.4	25.0	25.1	25.4	25.1
LTE B66	19.3	18.9	19.5	19.1	19.1	23.6	23.5	23.2	23.9	23.9

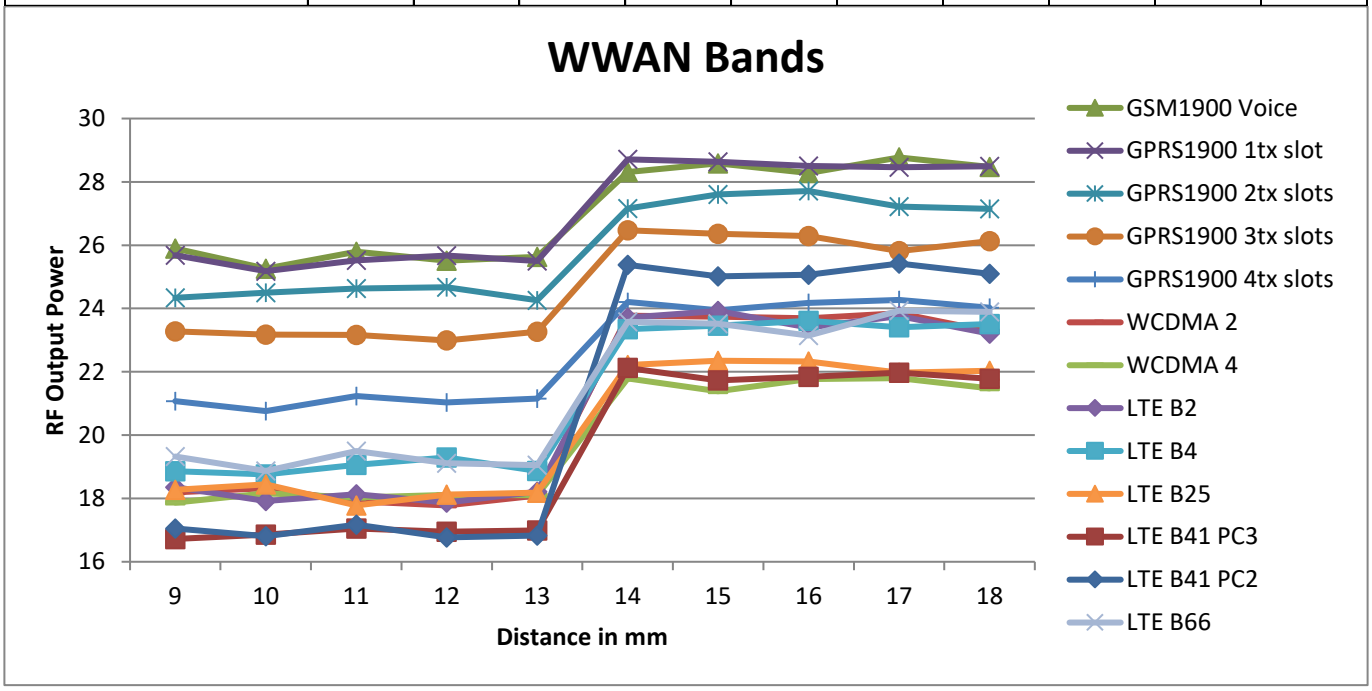

This report shall not be reproduced except in full, without the written approval of UL Korea, Ltd.

WWAN Bands for UMPC Mini-tablet (Foder Opened)

Rear, DUT Moving Toward (Trigger) and Away (Release) from the Phantom

Distance to DUT vs. Output Power in dBm										
Distance (mm)	9	10	11	12	13	14	15	16	17	18
GSM1900 Voice	25.8	25.6	25.2	25.7	25.5	28.3	29.0	28.6	28.8	28.7
GPRS1900 1tx slot	25.8	25.3	25.6	25.6	25.8	28.5	28.9	28.6	28.7	28.4
GPRS1900 2tx slots	24.7	24.3	24.7	24.8	24.7	27.8	27.5	27.4	27.6	27.6
GPRS1900 3tx slots	23.2	23.2	23.0	23.0	23.1	26.1	26.5	26.1	26.2	25.9
GPRS1900 4tx slots	21.4	21.0	21.2	21.0	20.8	23.8	23.9	23.9	24.0	24.3
WCDMA 2	18.1	18.0	18.3	18.0	18.2	23.8	23.5	23.5	23.6	23.5
WCDMA 4	17.9	18.0	18.2	18.0	18.1	21.6	21.5	21.4	21.6	21.7
LTE B2	17.8	18.4	18.5	18.3	18.2	23.5	23.4	23.7	23.4	23.6
LTE B4	19.3	19.3	19.1	19.6	19.0	23.8	23.5	23.8	23.6	23.8
LTE B25	18.5	18.2	18.3	18.1	18.2	22.3	22.1	21.9	22.1	22.2
LTE B41 PC3	17.1	17.2	17.2	17.2	16.7	22.5	22.2	22.0	22.5	22.2
LTE B41 PC2	16.9	17.0	17.4	16.7	17.3	25.0	25.1	25.5	24.9	24.7
LTE B66	18.9	19.3	19.1	19.3	18.7	23.7	23.6	23.8	23.3	24.0

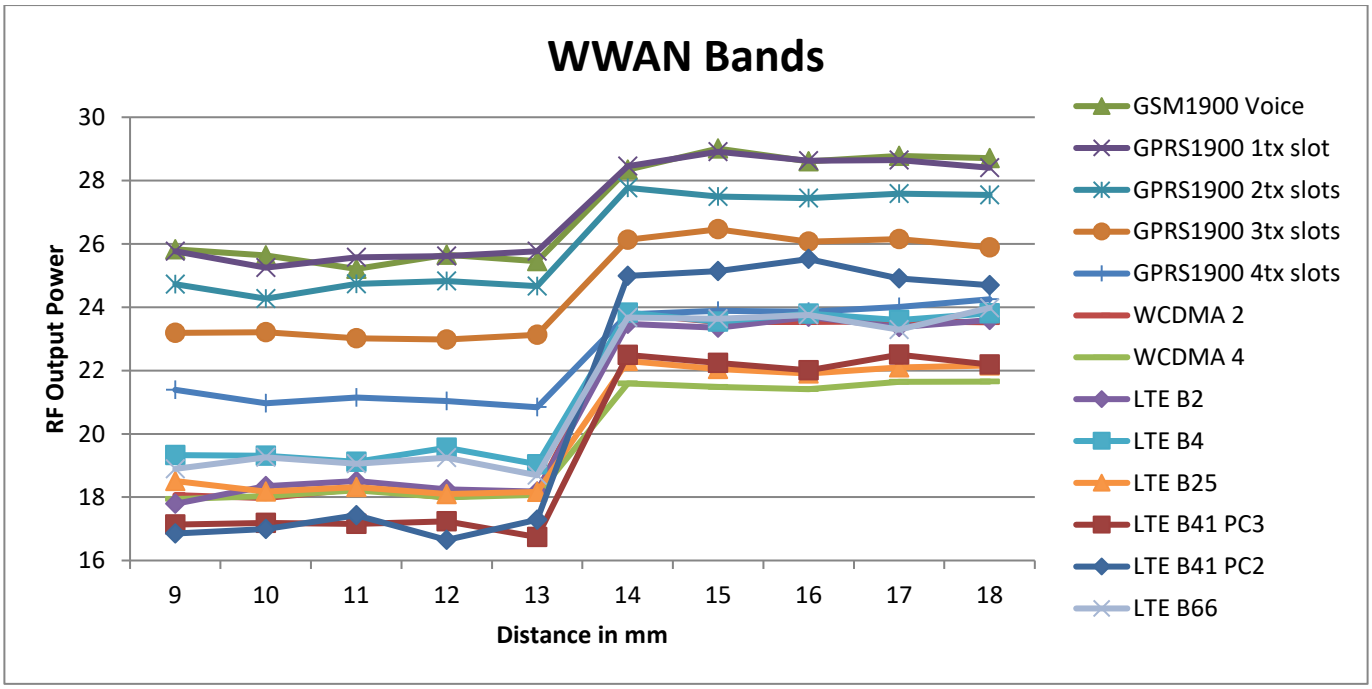

This report shall not be reproduced except in full, without the written approval of UL Korea, Ltd.

Front, DUT Moving Toward (Trigger) and Away (Release) from the Phantom

Distance to DUT vs. Output Power in dBm										
Distance (mm)	6	7	8	9	10	11	12	13	14	15
GSM1900 Voice	25.4	25.6	25.4	25.4	25.5	28.3	28.8	28.4	28.6	28.6
GPRS1900 1tx slot	25.4	25.3	25.5	25.9	25.5	28.7	29.1	29.0	28.5	28.5
GPRS1900 2tx slots	24.5	24.5	24.6	24.4	24.2	27.4	27.8	27.3	27.6	27.4
GPRS1900 3tx slots	23.2	23.1	23.3	23.3	23.1	26.3	26.4	25.9	26.2	26.2
GPRS1900 4tx slots	20.8	20.9	21.3	21.3	21.0	23.9	24.1	24.0	24.1	24.1
WCDMA 2	17.8	17.8	18.2	18.3	18.2	23.3	23.3	23.6	23.5	23.6
WCDMA 4	18.0	17.9	18.2	18.1	18.0	21.8	21.4	21.7	21.6	21.5
LTE B2	18.2	18.0	18.0	18.0	17.9	23.7	23.4	23.3	23.5	23.4
LTE B4	19.2	19.6	19.2	19.3	19.6	23.4	24.1	24.0	23.6	23.7
LTE B25	18.2	18.0	17.8	18.3	18.2	22.2	22.3	22.0	22.2	22.1
LTE B41 PC3	17.2	16.7	17.3	17.1	17.1	22.4	21.9	22.0	22.2	22.2
LTE B41 PC2	16.8	17.1	16.9	17.0	17.1	25.1	25.3	25.1	24.9	24.9
LTE B66	18.8	19.0	19.1	18.7	19.3	23.5	23.7	23.6	23.5	24.1

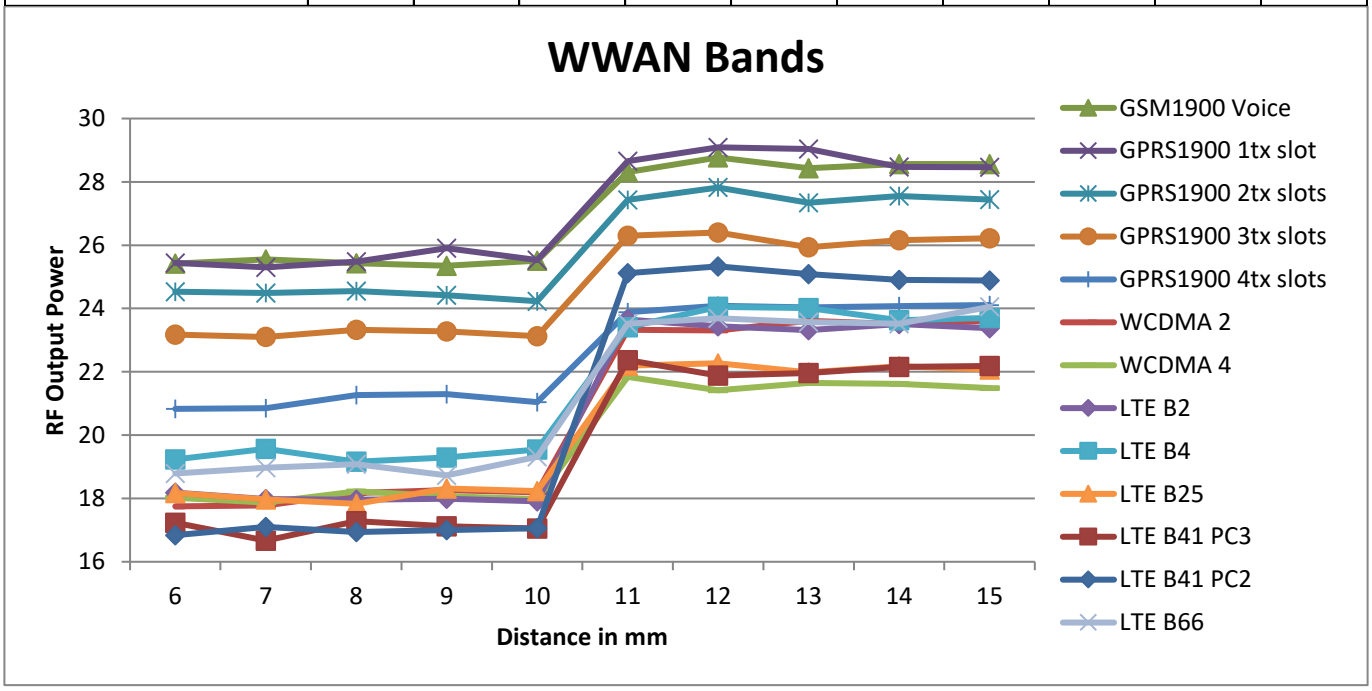

This report shall not be reproduced except in full, without the written approval of UL Korea, Ltd.

Edge 3, DUT Moving Toward (Trigger) and Away (Release) from the Phantom

Distance to DUT vs. Output Power in dBm										
Distance (mm)	13	14	15	16	17	18	19	20	21	22
GSM1900 Voice	25.6	25.9	25.6	25.9	25.3	28.6	28.6	28.7	28.7	28.9
GPRS1900 1tx slot	25.9	25.4	25.6	25.7	25.9	28.3	28.7	28.8	28.7	28.7
GPRS1900 2tx slots	24.7	24.8	24.4	25.1	24.2	27.7	27.7	27.5	27.6	27.4
GPRS1900 3tx slots	23.5	23.2	22.8	22.7	23.1	26.1	26.1	26.3	26.1	25.9
GPRS1900 4tx slots	20.9	21.0	20.9	21.1	21.2	24.1	24.3	24.2	24.1	24.0
WCDMA 2	18.4	18.1	18.0	17.8	17.9	23.9	24.0	23.6	23.6	23.7
WCDMA 4	18.0	17.8	17.8	18.1	18.2	21.1	21.7	21.7	21.6	21.6
LTE B2	17.9	18.0	17.9	17.8	18.4	23.7	23.4	23.8	23.3	23.6
LTE B4	19.4	19.1	19.1	19.0	19.1	23.8	23.6	23.6	23.8	23.5
LTE B25	18.1	17.9	17.9	18.1	18.2	22.2	22.1	21.9	22.0	22.0
LTE B41 PC3	17.3	17.2	16.9	17.1	16.9	21.9	21.8	22.2	21.7	21.7
LTE B41 PC2	16.8	17.1	17.3	17.0	16.6	25.0	24.7	25.3	24.9	25.0
LTE B66	19.0	19.0	19.2	18.6	19.2	23.6	23.4	23.9	23.8	23.6

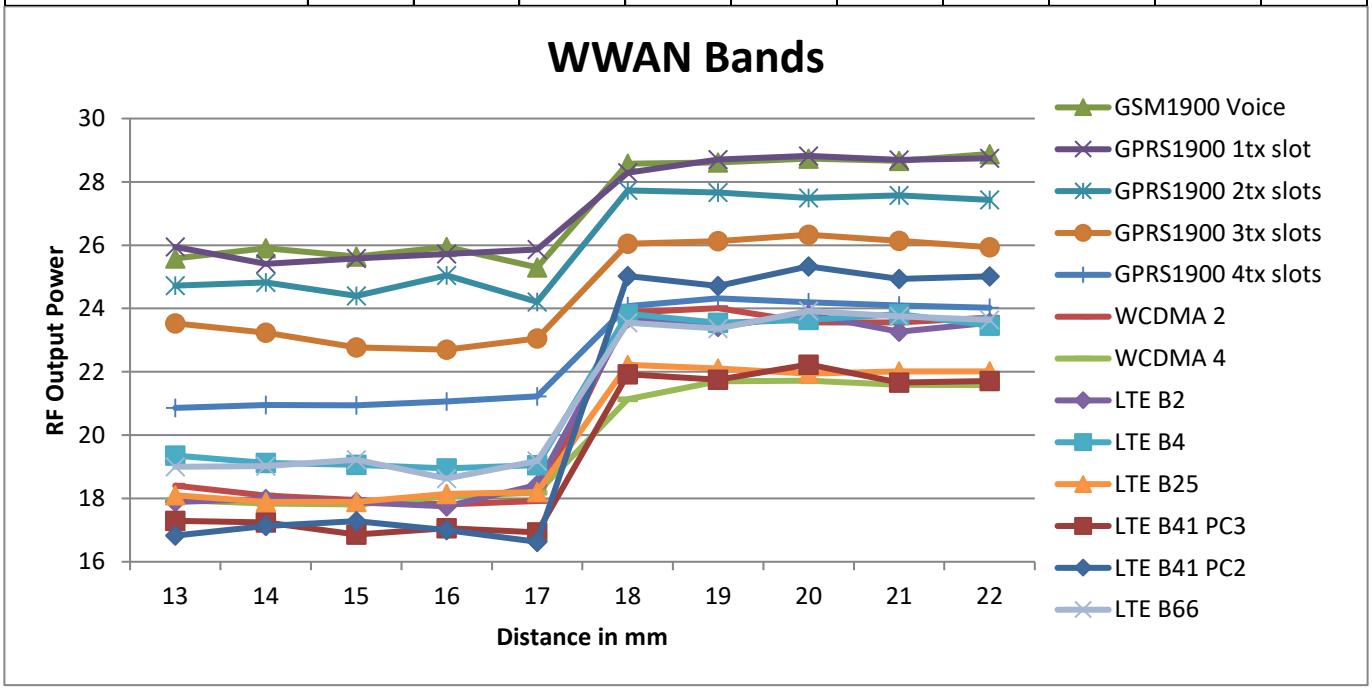

This report shall not be reproduced except in full, without the written approval of UL Korea, Ltd.

6.9.2. Proximity Sensor Coverage (KDB 616217 §6.3)

As there is no spatial offset between the antenna and the proximity sensor element, proximity sensor coverage did not need to be assessed.

6.9.3. Proximity Sensor Tilt Angle Assessment (KDB 616217 §6.4)

The DUT was positioned directly below the flat phantom at the minimum measured trigger distance with Edge 3 parallel to the base of the flat phantom for each band.

The EUT was rotated about Edge 3 for angles up to +/- 45°. If the output power increased during the rotation the DUT was moved 1mm toward the phantom and the rotation repeated. This procedure was repeated until the power remained reduced for all angles up to +/- 45°.

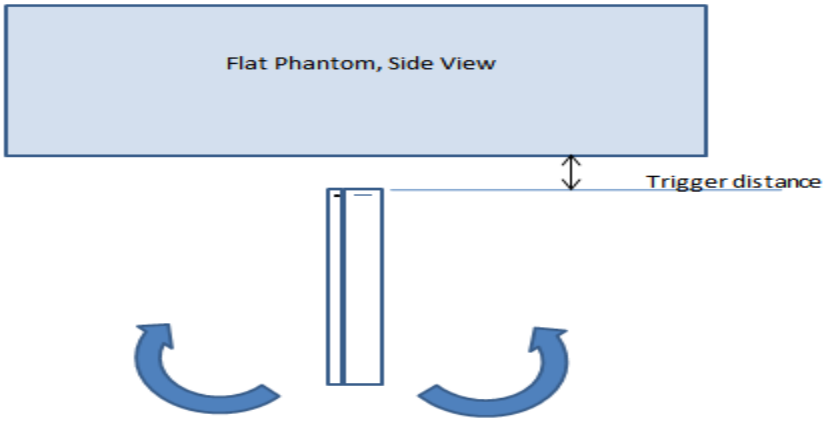

Proximity sensor tilt angle assessment (Edge 3) KDB 616217 §6.4

Summary of Tablet Tilt Angle Influence to Proximity Sensor Triggering (Edge 3)

DUT Configuration	Band (MHz)	Minimum trigger distance measured according to KDB 616217 §6.2	Minimum distance at which power reduction was maintained over +/-45°	Power reduction status										
				-45°	-40°	-30°	-20°	-10°	0°	10°	20°	30°	40°	45°
Phablet (Folder Closed)	1750	13 mm	13 mm	On	On	On	On	On	On	On	On	On	On	On
	1900	13 mm	13 mm	On	On	On	On	On	On	On	On	On	On	On
	2600	13 mm	13 mm	On	On	On	On	On	On	On	On	On	On	On
UMPC Mini-tablet (Folder Opened)	1750	17 mm	17 mm	On	On	On	On	On	On	On	On	On	On	On
	1900	17 mm	17 mm	On	On	On	On	On	On	On	On	On	On	On
	2600	17 mm	17 mm	On	On	On	On	On	On	On	On	On	On	On

This report shall not be reproduced except in full, without the written approval of UL Korea, Ltd.

6.9.4. Resulting test positions for SAR measurements

DUT Configuration	Wireless technologies	DUT Position	§6.2 Triggering Distance	§6.3 Coverage	§6.4 Tilt Angle	Worst case distance for SAR
Phablet (Folder Closed)	WWAN (M2 Ant)	Rear	11 mm	N/A	N/A	10 mm
		Edge 3	13 mm	N/A	13 mm	12 mm
UMPC Mini-tablet (Folder Opened)	WWAN (M2 Ant)	Rear	13 mm	N/A	N/A	12 mm
		Front	10 mm	N/A	N/A	9 mm
		Edge 3	17 mm	N/A	17 mm	16 mm

This report shall not be reproduced except in full, without the written approval of UL Korea, Ltd.

7. RF Exposure Conditions (Test Configurations)

This device is foldable device. When folder closed, it is considered “Phablet”. And When folder opened, it is considered “UMPC Mini-tablet. So RF exposure evaluation were considered individually for each configurations.

Refer to Appendix A for the specific details of the antenna-to-antenna and antenna-to-edge(s) distances.

Phablet mode (Folder Closed)

Wireless technologies	RF Exposure Conditions	Antenaa	DUT-to-User Separation	Test Position	Antenna-to-edge/surface	SAR Required	Note
WWAN	Head	M1 Ant & M2 Ant	0 mm	Left Touch	N/A	Yes	
				Left Tilt (15°)	N/A	Yes	
				Right Touch	N/A	Yes	
				Right Tilt (15°)	N/A	Yes	
	Body	M1 Ant & M2 Ant	15 mm	Rear	N/A	Yes	
				Front	N/A	Yes	
	Hotspot	M1 Ant	10 mm	Rear	< 25 mm	Yes	
				Front	< 25 mm	Yes	
				Edge 1 (Top)	> 25 mm	No	1
				Edge 2 (Right)	< 25 mm	Yes	
				Edge 3 (Bottom)	< 25 mm	Yes	
				Edge 4 (Left)	> 25 mm	No	1
		M2 Ant	10 mm	Rear	< 25 mm	Yes	
				Front	< 25 mm	Yes	
				Edge 1 (Top)	> 25 mm	No	1
				Edge 2 (Right)	< 25 mm	Yes	
				Edge 3 (Bottom)	< 25 mm	Yes	
				Edge 4 (Left)	< 25 mm	Yes	
	Product Specific 10-g	M1 Ant & M2 Ant	0 mm	Rear	Refer to notes 2 & 3		
				Front			
				Edge 1 (Top)			
				Edge 2 (Right)			
				Edge 3 (Bottom)			
				Edge 4 (Left)			
WLAN/BT	Head	WiFi/BT Ant.1 & WiFi/BT Ant.2	0 mm	Left Touch	N/A	Yes	
				Left Tilt (15°)	N/A	Yes	
				Right Touch	N/A	Yes	
				Right Tilt (15°)	N/A	Yes	
	Body	WiFi/BT Ant.1 & WiFi/BT Ant.2	15 mm	Rear	N/A	Yes	
				Front	N/A	Yes	
	Hotspot	WiFi/BT Ant.1	10 mm	Rear	< 25 mm	Yes	
				Front	< 25 mm	Yes	
				Edge 1 (Top)	< 25 mm	Yes	
				Edge 2 (Right)	> 25 mm	No	1
				Edge 3 (Bottom)	> 25 mm	No	1
				Edge 4 (Left)	< 25 mm	Yes	
		WiFi/BT Ant.2	10 mm	Rear	< 25 mm	Yes	
				Front	< 25 mm	Yes	
				Edge 1 (Top)	< 25 mm	Yes	
				Edge 2 (Right)	< 25 mm	Yes	
				Edge 3 (Bottom)	> 25 mm	No	1
				Edge 4 (Left)	< 25 mm	Yes	
	Product Specific 10-g	WiFi/BT Ant.1 & WiFi/BT Ant.2	0 mm	Rear	Refer to notes 2 & 4		
				Front			
				Edge 1 (Top)			
				Edge 2 (Right)			
				Edge 3 (Bottom)			
				Edge 4 (Left)			

Notes:

1. SAR is not required because the distance from the antenna to the edge is > 25 mm as per KDB 941225 D06 Hot Spot SAR.
2. For Phablet devices: When hotspot mode applies, Product specific 10-g SAR is required only for the surfaces and edges with hotspot mode 1-g reported SAR > 1.2 W/kg.
3. For Phablet devices : When hotspot mode applies and power reduction applies to hotspot mode, Product specific 10-g SAR is required for each test position that has and adjusted SAR to maximum power that is > 1.2 W/kg.
4. For Phablet devices: When hotspot mode is not supported, Product specific 10-g SAR is required for all surfaces and edges with an antenna located at ≤ 25mm from that surface or edge in direct contact with a flat phantom, to address interactive hand use exposure conditions.

This report shall not be reproduced except in full, without the written approval of UL Korea, Ltd.

UMPC Mini-tablet (Folder Opened)

Wireless technologies	RF Exposure Conditions	Antenaa	DUT-to-User Separation	Test Position	Antenna-to-edge/surface	SAR Required	Note
WWAN	Body	M1 Ant & M2 Ant	10 mm	Rear	< 25 mm	Yes	
				Front	< 25 mm	Yes	
				Edge 1 (Top)	> 25 mm	No	1
				Edge 2 (Right)	< 25 mm	Yes	
				Edge 3 (Bottom)	< 25 mm	Yes	
				Edge 4 (Left)	> 25 mm	No	1
	Extremity 10-g	M1 Ant & M2 Ant	0 mm	Rear	< 25 mm	Yes	
				Front	< 25 mm	Yes	
				Edge 1 (Top)	> 25 mm	No	1
				Edge 2 (Right)	< 25 mm	Yes	
				Edge 3 (Bottom)	< 25 mm	Yes	
				Edge 4 (Left)	> 25 mm	No	1
WLAN/BT	Body	WiFi/BT Ant.1	10 mm	Rear	< 25 mm	Yes	
				Front	< 25 mm	Yes	
				Edge 1 (Top)	< 25 mm	Yes	
				Edge 2 (Right)	> 25 mm	No	1
				Edge 3 (Bottom)	> 25 mm	No	1
				Edge 4 (Left)	> 25 mm	No	1
		WiFi/BT Ant.2	10 mm	Rear	< 25 mm	Yes	
				Front	< 25 mm	Yes	
				Edge 1 (Top)	< 25 mm	Yes	
				Edge 2 (Right)	> 25 mm	No	1
				Edge 3 (Bottom)	> 25 mm	No	1
				Edge 4 (Left)	< 25 mm	Yes	
	Extremity 10-g	WiFi/BT Ant.1	0 mm	Rear	< 25 mm	Yes	
				Front	< 25 mm	Yes	
				Edge 1 (Top)	< 25 mm	Yes	
				Edge 2 (Right)	> 25 mm	No	1
				Edge 3 (Bottom)	> 25 mm	No	1
				Edge 4 (Left)	> 25 mm	No	1
		WiFi/BT Ant.2	0 mm	Rear	< 25 mm	Yes	
				Front	< 25 mm	Yes	
				Edge 1 (Top)	< 25 mm	Yes	
				Edge 2 (Right)	> 25 mm	No	1
				Edge 3 (Bottom)	> 25 mm	No	1
				Edge 4 (Left)	< 25 mm	Yes	

Notes:

1. SAR is not required because the distance from the antenna to the edge is > 25 mm as per KDB 941225 D07 UMPC Mini-tablet.
2. For Folder Opened condition, Ear-piece is not located. So Head SAR test is not required.
3. Test separation distance of 10mm considered for 1g SAR, with the addition of 10g SAR measurement at 0 mm test distance for all measured 1g SAR configurations to address extremity exposure.

This report shall not be reproduced except in full, without the written approval of UL Korea, Ltd.

8. Dielectric Property Measurements & System Check

8.1 Dielectric Property Measurements

The temperature of the tissue-equivalent medium used during measurement must also be within 18°C to 25°C and within ± 2°C of the temperature when the tissue parameters are characterized.

The dielectric parameters must be measured before the tissue-equivalent medium is used in a series of SAR measurements. The parameters should be re-measured after each 3 – 4 days of use; or earlier if the dielectric parameters can become out of tolerance; for example, when the parameters are marginal at the beginning of the measurement series.

Tissue dielectric parameters were measured at the low, middle and high frequency of each operating frequency range of the test device.

Tissue Dielectric Parameters

FCC KDB 865664 D01 SAR Measurement 100 MHz to 6 GHz

Target Frequency (MHz)	Head		Body	
	ε_r	σ (S/m)	ε_r	σ (S/m)
150	52.3	0.76	61.9	0.80
300	45.3	0.87	58.2	0.92
450	43.5	0.87	56.7	0.94
835	41.5	0.90	55.2	0.97
900	41.5	0.97	55.0	1.05
915	41.5	0.98	55.0	1.06
1450	40.5	1.20	54.0	1.30
1610	40.3	1.29	53.8	1.40
1800 – 2000	40.0	1.40	53.3	1.52
2450	39.2	1.80	52.7	1.95
3000	38.5	2.40	52.0	2.73
5000	36.2	4.45	49.3	5.07
5100	36.1	4.55	49.1	5.18
5200	36.0	4.66	49.0	5.30
5300	35.9	4.76	48.9	5.42
5400	35.8	4.86	48.7	5.53
5500	35.6	4.96	48.6	5.65
5600	35.5	5.07	48.5	5.77
5700	35.4	5.17	48.3	5.88
5800	35.3	5.27	48.2	6.00

SAR test were performed in All RF exposure conditions using Head tissue according to TCB workshop note of April. 2019.

IEEE Std 1528-2013

Refer to Table 3 within the IEEE Std 1528-2013

This report shall not be reproduced except in full, without the written approval of UL Korea, Ltd.

Dielectric Property Measurements Results:
SAR 1 Room

Date	Freq. (MHz)	Liquid Parameters			Measured	Target	Delta (%)	Limit ±(%)
7-13-2020	Head 5250	e'	36.9300	Relative Permittivity (ε_r):	36.93	35.93	2.77	5
		e''	15.6400	Conductivity (σ):	4.57	4.70	-2.90	5
	Head 5260	e'	36.9400	Relative Permittivity (ε_r):	36.94	35.92	2.83	5
		e''	15.6800	Conductivity (σ):	4.59	4.71	-2.68	5
	Head 5600	e'	36.3700	Relative Permittivity (ε_r):	36.37	35.53	2.35	5
		e''	15.8500	Conductivity (σ):	4.94	5.06	-2.47	5
	Head 5750	e'	36.2500	Relative Permittivity (ε_r):	36.25	35.36	2.51	5
		e''	15.8900	Conductivity (σ):	5.08	5.21	-2.56	5
	Head 5825	e'	35.9900	Relative Permittivity (ε_r):	35.99	35.30	1.95	5
		e''	15.9600	Conductivity (σ):	5.17	5.27	-1.91	5
7-16-2020	Head 5250	e'	36.0400	Relative Permittivity (ε_r):	36.04	35.93	0.30	5
		e''	15.9500	Conductivity (σ):	4.66	4.70	-0.98	5
	Head 5260	e'	36.0100	Relative Permittivity (ε_r):	36.01	35.92	0.25	5
		e''	15.9500	Conductivity (σ):	4.66	4.71	-1.01	5
	Head 5600	e'	35.2800	Relative Permittivity (ε_r):	35.28	35.53	-0.71	5
		e''	16.0900	Conductivity (σ):	5.01	5.06	-0.99	5
	Head 5750	e'	34.9900	Relative Permittivity (ε_r):	34.99	35.36	-1.05	5
		e''	16.2300	Conductivity (σ):	5.19	5.21	-0.47	5
	Head 5825	e'	34.8200	Relative Permittivity (ε_r):	34.82	35.30	-1.36	5
		e''	16.2600	Conductivity (σ):	5.27	5.27	-0.07	5
7-20-2020	Head 5250	e'	36.4100	Relative Permittivity (ε_r):	36.41	35.93	1.33	5
		e''	15.9900	Conductivity (σ):	4.67	4.70	-0.73	5
	Head 5260	e'	36.3900	Relative Permittivity (ε_r):	36.39	35.92	1.30	5
		e''	16.0100	Conductivity (σ):	4.68	4.71	-0.63	5
	Head 5600	e'	35.9200	Relative Permittivity (ε_r):	35.92	35.53	1.09	5
		e''	16.2600	Conductivity (σ):	5.06	5.06	0.05	5
	Head 5750	e'	35.5500	Relative Permittivity (ε_r):	35.55	35.36	0.53	5
		e''	16.2700	Conductivity (σ):	5.20	5.21	-0.23	5
	Head 5825	e'	35.3900	Relative Permittivity (ε_r):	35.39	35.30	0.25	5
		e''	16.2900	Conductivity (σ):	5.28	5.27	0.12	5

This report shall not be reproduced except in full, without the written approval of UL Korea, Ltd.

SAR 3 Room

Date	Freq. (MHz)	Liquid Parameters			Measured	Target	Delta (%)	Limit ±(%)
6-17-2020	Head 750	e'	42.1500	Relative Permittivity (ε_r):	42.15	41.96	0.45	5
		e"	21.4900	Conductivity (σ):	0.90	0.89	0.35	5
	Head 700	e'	42.3000	Relative Permittivity (ε_r):	42.30	42.22	0.19	5
		e"	22.5800	Conductivity (σ):	0.88	0.89	-1.17	5
	Head 790	e'	42.0300	Relative Permittivity (ε_r):	42.03	41.76	0.66	5
		e"	20.6900	Conductivity (σ):	0.91	0.90	1.42	5
6-17-2020	Head 835	e'	41.9600	Relative Permittivity (ε_r):	41.96	41.50	1.11	5
		e"	19.9200	Conductivity (σ):	0.92	0.90	2.76	5
	Head 820	e'	41.9600	Relative Permittivity (ε_r):	41.96	41.60	0.86	5
		e"	20.1500	Conductivity (σ):	0.92	0.90	2.26	5
	Head 850	e'	41.9300	Relative Permittivity (ε_r):	41.93	41.50	1.04	5
		e"	19.7000	Conductivity (σ):	0.93	0.92	1.76	5
6-17-2020	Head 1900	e'	39.8400	Relative Permittivity (ε_r):	39.84	40.00	-0.40	5
		e"	13.8100	Conductivity (σ):	1.46	1.40	4.21	5
	Head 1850	e'	39.9400	Relative Permittivity (ε_r):	39.94	40.00	-0.15	5
		e"	13.9100	Conductivity (σ):	1.43	1.40	2.20	5
	Head 1910	e'	39.8100	Relative Permittivity (ε_r):	39.81	40.00	-0.47	5
		e"	13.7900	Conductivity (σ):	1.46	1.40	4.61	5
6-21-2020	Head 1750	e'	41.3100	Relative Permittivity (ε_r):	41.31	40.08	3.06	5
		e"	13.7600	Conductivity (σ):	1.34	1.37	-2.20	5
	Head 1710	e'	41.3800	Relative Permittivity (ε_r):	41.38	40.15	3.07	5
		e"	13.9800	Conductivity (σ):	1.33	1.35	-1.28	5
	Head 1755	e'	41.3100	Relative Permittivity (ε_r):	41.31	40.08	3.08	5
		e"	13.7400	Conductivity (σ):	1.34	1.37	-2.26	5
6-21-2020	Head 1900	e'	41.1600	Relative Permittivity (ε_r):	41.16	40.00	2.90	5
		e"	13.6100	Conductivity (σ):	1.44	1.40	2.70	5
	Head 1850	e'	41.2700	Relative Permittivity (ε_r):	41.27	40.00	3.18	5
		e"	13.7200	Conductivity (σ):	1.41	1.40	0.81	5
	Head 1910	e'	41.1500	Relative Permittivity (ε_r):	41.15	40.00	2.88	5
		e"	13.6300	Conductivity (σ):	1.45	1.40	3.40	5
6-24-2020	Head 1750	e'	39.6300	Relative Permittivity (ε_r):	39.63	40.08	-1.13	5
		e"	13.9600	Conductivity (σ):	1.36	1.37	-0.77	5
	Head 1710	e'	39.6800	Relative Permittivity (ε_r):	39.68	40.15	-1.16	5
		e"	14.0800	Conductivity (σ):	1.34	1.35	-0.57	5
	Head 1755	e'	39.6300	Relative Permittivity (ε_r):	39.63	40.08	-1.12	5
		e"	13.9400	Conductivity (σ):	1.36	1.37	-0.84	5
6-24-2020	Head 1900	e'	39.4800	Relative Permittivity (ε_r):	39.48	40.00	-1.30	5
		e"	13.7700	Conductivity (σ):	1.45	1.40	3.91	5
	Head 1850	e'	39.5400	Relative Permittivity (ε_r):	39.54	40.00	-1.15	5
		e"	13.8200	Conductivity (σ):	1.42	1.40	1.54	5
	Head 1910	e'	39.4600	Relative Permittivity (ε_r):	39.46	40.00	-1.35	5
		e"	13.7800	Conductivity (σ):	1.46	1.40	4.53	5
6-25-2020	Head 835	e'	42.1300	Relative Permittivity (ε_r):	42.13	41.50	1.52	5
		e"	19.7500	Conductivity (σ):	0.92	0.90	1.88	5
	Head 820	e'	42.1600	Relative Permittivity (ε_r):	42.16	41.60	1.34	5
		e"	20.0200	Conductivity (σ):	0.91	0.90	1.60	5
	Head 850	e'	42.0900	Relative Permittivity (ε_r):	42.09	41.50	1.42	5
		e"	19.4900	Conductivity (σ):	0.92	0.92	0.67	5
6-29-2020	Head 835	e'	42.5200	Relative Permittivity (ε_r):	42.52	41.50	2.46	5
		e"	19.6100	Conductivity (σ):	0.91	0.90	1.16	5
	Head 820	e'	42.5200	Relative Permittivity (ε_r):	42.52	41.60	2.21	5
		e"	19.8300	Conductivity (σ):	0.90	0.90	0.63	5
	Head 850	e'	42.5100	Relative Permittivity (ε_r):	42.51	41.50	2.43	5
		e"	19.3800	Conductivity (σ):	0.92	0.92	0.10	5
6-29-2020	Head 1900	e'	40.3300	Relative Permittivity (ε_r):	40.33	40.00	0.82	5
		e"	13.6700	Conductivity (σ):	1.44	1.40	3.16	5
	Head 1850	e'	40.3900	Relative Permittivity (ε_r):	40.39	40.00	0.98	5
		e"	13.7400	Conductivity (σ):	1.41	1.40	0.96	5
	Head 1910	e'	40.3200	Relative Permittivity (ε_r):	40.32	40.00	0.80	5
		e"	13.6700	Conductivity (σ):	1.45	1.40	3.70	5

This report shall not be reproduced except in full, without the written approval of UL Korea, Ltd.

SAR 3 Room (continued)

Date	Freq. (MHz)	Liquid Parameters			Measured	Target	Delta (%)	Limit ±(%)
7-2-2020	Head 835	e'	40.2000	Relative Permittivity (ε_r):	40.20	41.50	-3.13	5
		e''	18.6300	Conductivity (σ):	0.86	0.90	-3.89	5
	Head 820	e'	40.2000	Relative Permittivity (ε_r):	40.20	41.60	-3.37	5
		e''	18.8400	Conductivity (σ):	0.86	0.90	-4.39	5
	Head 850	e'	40.2000	Relative Permittivity (ε_r):	40.20	41.50	-3.13	5
		e''	18.4300	Conductivity (σ):	0.87	0.92	-4.80	5
7-2-2020	Head 1900	e'	39.2900	Relative Permittivity (ε_r):	39.29	40.00	-1.78	5
		e''	13.7800	Conductivity (σ):	1.46	1.40	3.99	5
	Head 1850	e'	39.3400	Relative Permittivity (ε_r):	39.34	40.00	-1.65	5
		e''	13.7800	Conductivity (σ):	1.42	1.40	1.25	5
	Head 1910	e'	39.2700	Relative Permittivity (ε_r):	39.27	40.00	-1.82	5
		e''	13.7800	Conductivity (σ):	1.46	1.40	4.53	5
7-2-2020	Head 2450	e'	38.5700	Relative Permittivity (ε_r):	38.57	39.20	-1.61	5
		e''	13.7500	Conductivity (σ):	1.87	1.80	4.06	5
	Head 2400	e'	38.6006	Relative Permittivity (ε_r):	38.60	39.30	-1.77	5
		e''	13.7098	Conductivity (σ):	1.83	1.75	4.45	5
	Head 2480	e'	38.5342	Relative Permittivity (ε_r):	38.53	39.16	-1.60	5
		e''	13.7834	Conductivity (σ):	1.90	1.83	3.72	5
7-7-2020	Head 2450	e'	38.8500	Relative Permittivity (ε_r):	38.85	39.20	-0.89	5
		e''	13.6600	Conductivity (σ):	1.86	1.80	3.38	5
	Head 2400	e'	38.8300	Relative Permittivity (ε_r):	38.83	39.30	-1.19	5
		e''	13.6300	Conductivity (σ):	1.82	1.75	3.84	5
	Head 2480	e'	38.8500	Relative Permittivity (ε_r):	38.85	39.16	-0.80	5
		e''	13.6900	Conductivity (σ):	1.89	1.83	3.02	5
7-8-2020	Head 1750	e'	40.6800	Relative Permittivity (ε_r):	40.68	40.08	1.49	5
		e''	14.4900	Conductivity (σ):	1.41	1.37	2.99	5
	Head 1710	e'	40.8800	Relative Permittivity (ε_r):	40.88	40.15	1.83	5
		e''	14.4300	Conductivity (σ):	1.37	1.35	1.90	5
	Head 1755	e'	40.6600	Relative Permittivity (ε_r):	40.66	40.08	1.45	5
		e''	14.5000	Conductivity (σ):	1.41	1.37	3.15	5
7-10-2020	Head 2450	e'	38.2600	Relative Permittivity (ε_r):	38.26	39.20	-2.40	5
		e''	13.3300	Conductivity (σ):	1.82	1.80	0.88	5
	Head 2400	e'	38.3600	Relative Permittivity (ε_r):	38.36	39.30	-2.38	5
		e''	13.3400	Conductivity (σ):	1.78	1.75	1.63	5
	Head 2480	e'	38.2200	Relative Permittivity (ε_r):	38.22	39.16	-2.41	5
		e''	13.3300	Conductivity (σ):	1.84	1.83	0.31	5
7-13-2020	Head 1750	e'	39.6100	Relative Permittivity (ε_r):	39.61	40.08	-1.18	5
		e''	14.0100	Conductivity (σ):	1.36	1.37	-0.42	5
	Head 1710	e'	39.6300	Relative Permittivity (ε_r):	39.63	40.15	-1.29	5
		e''	14.0600	Conductivity (σ):	1.34	1.35	-0.71	5
	Head 1755	e'	39.6100	Relative Permittivity (ε_r):	39.61	40.08	-1.17	5
		e''	14.0000	Conductivity (σ):	1.37	1.37	-0.41	5
7-13-2020	Head 1900	e'	39.3600	Relative Permittivity (ε_r):	39.36	40.00	-1.60	5
		e''	13.7600	Conductivity (σ):	1.45	1.40	3.83	5
	Head 1850	e'	39.4300	Relative Permittivity (ε_r):	39.43	40.00	-1.43	5
		e''	13.8300	Conductivity (σ):	1.42	1.40	1.62	5
	Head 1910	e'	39.3300	Relative Permittivity (ε_r):	39.33	40.00	-1.68	5
		e''	13.7400	Conductivity (σ):	1.46	1.40	4.23	5
7-13-2020	Head 2450	e'	38.5500	Relative Permittivity (ε_r):	38.55	39.20	-1.66	5
		e''	13.4400	Conductivity (σ):	1.83	1.80	1.72	5
	Head 2400	e'	38.5683	Relative Permittivity (ε_r):	38.57	39.30	-1.85	5
		e''	13.3903	Conductivity (σ):	1.79	1.75	2.01	5
	Head 2480	e'	38.5144	Relative Permittivity (ε_r):	38.51	39.16	-1.65	5
		e''	13.4325	Conductivity (σ):	1.85	1.83	1.08	5
7-15-2020	Head 2450	e'	39.8300	Relative Permittivity (ε_r):	39.83	39.20	1.61	5
		e''	13.4200	Conductivity (σ):	1.83	1.80	1.57	5
	Head 2400	e'	39.8700	Relative Permittivity (ε_r):	39.87	39.30	1.46	5
		e''	13.4300	Conductivity (σ):	1.79	1.75	2.32	5
	Head 2480	e'	39.7900	Relative Permittivity (ε_r):	39.79	39.16	1.60	5
		e''	13.4300	Conductivity (σ):	1.85	1.83	1.06	5

This report shall not be reproduced except in full, without the written approval of UL Korea, Ltd.

SAR 3 Room (continued)

Date	Freq. (MHz)	Liquid Parameters			Measured	Target	Delta (%)	Limit ±(%)
7-15-2020	Head 2600	e'	39.6100	Relative Permittivity (ε_r):	39.61	39.01	1.54	5
		e''	13.4800	Conductivity (σ):	1.95	1.96	-0.68	5
	Head 2500	e'	39.7500	Relative Permittivity (ε_r):	39.75	39.14	1.57	5
		e''	13.4400	Conductivity (σ):	1.87	1.85	0.77	5
	Head 2700	e'	39.4600	Relative Permittivity (ε_r):	39.46	38.88	1.48	5
		e''	13.5400	Conductivity (σ):	2.03	2.07	-1.81	5
7-17-2020	Head 1750	e'	39.7600	Relative Permittivity (ε_r):	39.76	40.08	-0.81	5
		e''	14.5200	Conductivity (σ):	1.41	1.37	3.21	5
	Head 1710	e'	39.8200	Relative Permittivity (ε_r):	39.82	40.15	-0.81	5
		e''	14.6400	Conductivity (σ):	1.39	1.35	3.39	5
	Head 1755	e'	39.7600	Relative Permittivity (ε_r):	39.76	40.08	-0.79	5
		e''	14.5000	Conductivity (σ):	1.41	1.37	3.15	5
7-20-2020	Head 2450	e'	38.3700	Relative Permittivity (ε_r):	38.37	39.20	-2.12	5
		e''	13.4600	Conductivity (σ):	1.83	1.80	1.87	5
	Head 2400	e'	38.4200	Relative Permittivity (ε_r):	38.42	39.30	-2.23	5
		e''	13.4400	Conductivity (σ):	1.79	1.75	2.39	5
	Head 2480	e'	38.3200	Relative Permittivity (ε_r):	38.32	39.16	-2.15	5
		e''	13.4700	Conductivity (σ):	1.86	1.83	1.37	5
7-20-2020	Head 2600	e'	38.0900	Relative Permittivity (ε_r):	38.09	39.01	-2.36	5
		e''	13.5700	Conductivity (σ):	1.96	1.96	-0.02	5
	Head 2500	e'	38.2700	Relative Permittivity (ε_r):	38.27	39.14	-2.22	5
		e''	13.4700	Conductivity (σ):	1.87	1.85	0.99	5
	Head 2700	e'	37.8200	Relative Permittivity (ε_r):	37.82	38.88	-2.74	5
		e''	13.6300	Conductivity (σ):	2.05	2.07	-1.16	5
7-23-2020	Head 2600	e'	37.8300	Relative Permittivity (ε_r):	37.83	39.01	-3.03	5
		e''	13.5300	Conductivity (σ):	1.96	1.96	-0.31	5
	Head 2500	e'	38.1100	Relative Permittivity (ε_r):	38.11	39.14	-2.62	5
		e''	13.5000	Conductivity (σ):	1.88	1.85	1.22	5
	Head 2700	e'	37.5700	Relative Permittivity (ε_r):	37.57	38.88	-3.38	5
		e''	13.5100	Conductivity (σ):	2.03	2.07	-2.03	5

This report shall not be reproduced except in full, without the written approval of UL Korea, Ltd.

SAR 4 Room

Date	Freq. (MHz)	Liquid Parameters			Measured	Target	Delta (%)	Limit ±(%)
6-21-2020	Head 750	e'	41.6300	Relative Permittivity (ε_r):	41.63	41.96	-0.79	5
		e"	21.9900	Conductivity (σ):	0.92	0.89	2.68	5
	Head 700	e'	41.7800	Relative Permittivity (ε_r):	41.78	42.22	-1.04	5
		e"	23.1200	Conductivity (σ):	0.90	0.89	1.20	5
	Head 790	e'	41.5600	Relative Permittivity (ε_r):	41.56	41.76	-0.47	5
		e"	21.1400	Conductivity (σ):	0.93	0.90	3.62	5
6-21-2020	Head 835	e'	41.3700	Relative Permittivity (ε_r):	41.37	41.50	-0.31	5
		e"	20.3000	Conductivity (σ):	0.94	0.90	4.72	5
	Head 820	e'	41.4300	Relative Permittivity (ε_r):	41.43	41.60	-0.41	5
		e"	20.5500	Conductivity (σ):	0.94	0.90	4.29	5
	Head 850	e'	41.3200	Relative Permittivity (ε_r):	41.32	41.50	-0.43	5
		e"	20.0800	Conductivity (σ):	0.95	0.92	3.72	5
6-24-2020	Head 750	e'	43.1500	Relative Permittivity (ε_r):	43.15	41.96	2.83	5
		e"	20.7900	Conductivity (σ):	0.87	0.89	-2.92	5
	Head 700	e'	43.3000	Relative Permittivity (ε_r):	43.30	42.22	2.56	5
		e"	21.8400	Conductivity (σ):	0.85	0.89	-4.40	5
	Head 790	e'	43.0200	Relative Permittivity (ε_r):	43.02	41.76	3.03	5
		e"	20.0200	Conductivity (σ):	0.88	0.90	-1.87	5
6-24-2020	Head 835	e'	42.9200	Relative Permittivity (ε_r):	42.92	41.50	3.42	5
		e"	19.7100	Conductivity (σ):	0.92	0.90	1.68	5
	Head 820	e'	42.9600	Relative Permittivity (ε_r):	42.96	41.60	3.26	5
		e"	19.9800	Conductivity (σ):	0.91	0.90	1.39	5
	Head 850	e'	42.8800	Relative Permittivity (ε_r):	42.88	41.50	3.33	5
		e"	19.4700	Conductivity (σ):	0.92	0.92	0.57	5
6-24-2020	Head 835	e'	42.9200	Relative Permittivity (ε_r):	42.92	41.50	3.42	5
		e"	19.2800	Conductivity (σ):	0.90	0.90	-0.54	5
	Head 820	e'	42.9400	Relative Permittivity (ε_r):	42.94	41.60	3.21	5
		e"	19.5100	Conductivity (σ):	0.89	0.90	-0.99	5
	Head 850	e'	42.9200	Relative Permittivity (ε_r):	42.92	41.50	3.42	5
		e"	19.0500	Conductivity (σ):	0.90	0.92	-1.60	5
6-29-2020	Head 835	e'	42.4400	Relative Permittivity (ε_r):	42.44	41.50	2.27	5
		e"	19.5400	Conductivity (σ):	0.91	0.90	0.80	5
	Head 820	e'	42.4500	Relative Permittivity (ε_r):	42.45	41.60	2.04	5
		e"	19.7900	Conductivity (σ):	0.90	0.90	0.43	5
	Head 850	e'	42.4100	Relative Permittivity (ε_r):	42.41	41.50	2.19	5
		e"	19.3100	Conductivity (σ):	0.91	0.92	-0.26	5
7-1-2020	Head 2450	e'	40.1600	Relative Permittivity (ε_r):	40.16	39.20	2.45	5
		e"	13.4100	Conductivity (σ):	1.83	1.80	1.49	5
	Head 2400	e'	40.2400	Relative Permittivity (ε_r):	40.24	39.30	2.40	5
		e"	13.4100	Conductivity (σ):	1.79	1.75	2.16	5
	Head 2480	e'	40.1000	Relative Permittivity (ε_r):	40.10	39.16	2.39	5
		e"	13.4100	Conductivity (σ):	1.85	1.83	0.91	5
7-2-2020	Head 1900	e'	39.2300	Relative Permittivity (ε_r):	39.23	40.00	-1.93	5
		e"	13.7400	Conductivity (σ):	1.45	1.40	3.68	5
	Head 1850	e'	39.2700	Relative Permittivity (ε_r):	39.27	40.00	-1.82	5
		e"	13.7500	Conductivity (σ):	1.41	1.40	1.03	5
	Head 1910	e'	39.2100	Relative Permittivity (ε_r):	39.21	40.00	-1.98	5
		e"	13.7500	Conductivity (σ):	1.46	1.40	4.31	5
7-7-2020	Head 1750	e'	40.0200	Relative Permittivity (ε_r):	40.02	40.08	-0.16	5
		e"	13.9600	Conductivity (σ):	1.36	1.37	-0.77	5
	Head 1710	e'	40.0600	Relative Permittivity (ε_r):	40.06	40.15	-0.21	5
		e"	14.0300	Conductivity (σ):	1.33	1.35	-0.92	5
	Head 1755	e'	40.0200	Relative Permittivity (ε_r):	40.02	40.08	-0.14	5
		e"	13.9500	Conductivity (σ):	1.36	1.37	-0.77	5
7-7-2020	Head 1900	e'	39.7100	Relative Permittivity (ε_r):	39.71	40.00	-0.72	5
		e"	13.8300	Conductivity (σ):	1.46	1.40	4.36	5
	Head 1850	e'	39.8400	Relative Permittivity (ε_r):	39.84	40.00	-0.40	5
		e"	13.8800	Conductivity (σ):	1.43	1.40	1.98	5
	Head 1910	e'	39.6800	Relative Permittivity (ε_r):	39.68	40.00	-0.80	5
		e"	13.8200	Conductivity (σ):	1.47	1.40	4.84	5

This report shall not be reproduced except in full, without the written approval of UL Korea, Ltd.

SAR 4 Room (Continued)

Date	Freq. (MHz)	Liquid Parameters			Measured	Target	Delta (%)	Limit ±(%)
7-9-2020	Head 2450	e'	38.5900	Relative Permittivity (ε_r):	38.59	39.20	-1.56	5
		e"	13.4700	Conductivity (σ):	1.83	1.80	1.94	5
	Head 2400	e'	38.6900	Relative Permittivity (ε_r):	38.69	39.30	-1.54	5
		e"	13.4400	Conductivity (σ):	1.79	1.75	2.39	5
	Head 2480	e'	38.5200	Relative Permittivity (ε_r):	38.52	39.16	-1.64	5
		e"	13.4800	Conductivity (σ):	1.86	1.83	1.44	5
7-10-2020	Head 1750	e'	40.1300	Relative Permittivity (ε_r):	40.13	40.08	0.11	5
		e"	13.8800	Conductivity (σ):	1.35	1.37	-1.34	5
	Head 1710	e'	40.1800	Relative Permittivity (ε_r):	40.18	40.15	0.08	5
		e"	13.9600	Conductivity (σ):	1.33	1.35	-1.42	5
	Head 1755	e'	40.1400	Relative Permittivity (ε_r):	40.14	40.08	0.16	5
		e"	13.8700	Conductivity (σ):	1.35	1.37	-1.33	5
7-13-2020	Head 2450	e'	38.9300	Relative Permittivity (ε_r):	38.93	39.20	-0.69	5
		e"	13.4400	Conductivity (σ):	1.83	1.80	1.72	5
	Head 2400	e'	38.9859	Relative Permittivity (ε_r):	38.99	39.30	-0.79	5
		e"	13.4309	Conductivity (σ):	1.79	1.75	2.32	5
	Head 2480	e'	38.8905	Relative Permittivity (ε_r):	38.89	39.16	-0.69	5
		e"	13.4678	Conductivity (σ):	1.86	1.83	1.35	5
7-16-2020	Head 1750	e'	39.5400	Relative Permittivity (ε_r):	39.54	40.08	-1.36	5
		e"	13.7800	Conductivity (σ):	1.34	1.37	-2.05	5
	Head 1710	e'	39.5800	Relative Permittivity (ε_r):	39.58	40.15	-1.41	5
		e"	13.8900	Conductivity (σ):	1.32	1.35	-1.91	5
	Head 1755	e'	39.5400	Relative Permittivity (ε_r):	39.54	40.08	-1.34	5
		e"	13.7700	Conductivity (σ):	1.34	1.37	-2.05	5
7-16-2020	Head 2600	e'	38.2200	Relative Permittivity (ε_r):	38.22	39.01	-2.03	5
		e"	13.5000	Conductivity (σ):	1.95	1.96	-0.53	5
	Head 2500	e'	38.4100	Relative Permittivity (ε_r):	38.41	39.14	-1.86	5
		e"	13.4500	Conductivity (σ):	1.87	1.85	0.84	5
	Head 2700	e'	38.0300	Relative Permittivity (ε_r):	38.03	38.88	-2.20	5
		e"	13.5200	Conductivity (σ):	2.03	2.07	-1.96	5
7-16-2020	Head 1900	e'	39.3500	Relative Permittivity (ε_r):	39.35	40.00	-1.63	5
		e"	13.6200	Conductivity (σ):	1.44	1.40	2.78	5
	Head 1850	e'	39.4500	Relative Permittivity (ε_r):	39.45	40.00	-1.37	5
		e"	13.6700	Conductivity (σ):	1.41	1.40	0.44	5
	Head 1910	e'	39.3300	Relative Permittivity (ε_r):	39.33	40.00	-1.68	5
		e"	13.6200	Conductivity (σ):	1.45	1.40	3.32	5
7-20-2020	Head 2600	e'	38.1100	Relative Permittivity (ε_r):	38.11	39.01	-2.31	5
		e"	13.6800	Conductivity (σ):	1.98	1.96	0.79	5
	Head 2500	e'	38.2500	Relative Permittivity (ε_r):	38.25	39.14	-2.27	5
		e"	13.6000	Conductivity (σ):	1.89	1.85	1.97	5
	Head 2700	e'	37.9000	Relative Permittivity (ε_r):	37.90	38.88	-2.53	5
		e"	13.7300	Conductivity (σ):	2.06	2.07	-0.44	5
7-23-2020	Head 2600	e'	38.4900	Relative Permittivity (ε_r):	38.49	39.01	-1.34	5
		e"	13.5000	Conductivity (σ):	1.95	1.96	-0.53	5
	Head 2500	e'	38.7000	Relative Permittivity (ε_r):	38.70	39.14	-1.12	5
		e"	13.4200	Conductivity (σ):	1.87	1.85	0.62	5
	Head 2700	e'	38.2700	Relative Permittivity (ε_r):	38.27	38.88	-1.58	5
		e"	13.5900	Conductivity (σ):	2.04	2.07	-1.45	5

This report shall not be reproduced except in full, without the written approval of UL Korea, Ltd.

SAR 5 Room

Date	Freq. (MHz)	Liquid Parameters			Measured	Target	Delta (%)	Limit ±(%)
7-7-2020	Head 5250	e'	36.1200	Relative Permittivity (ε_r):	36.12	35.93	0.52	5
		e"	16.2900	Conductivity (σ):	4.76	4.70	1.13	5
	Head 5260	e'	36.0900	Relative Permittivity (ε_r):	36.09	35.92	0.47	5
		e"	16.2900	Conductivity (σ):	4.76	4.71	1.10	5
	Head 5600	e'	35.2500	Relative Permittivity (ε_r):	35.25	35.53	-0.80	5
		e"	16.3900	Conductivity (σ):	5.10	5.06	0.85	5
	Head 5750	e'	34.8300	Relative Permittivity (ε_r):	34.83	35.36	-1.51	5
		e"	16.4300	Conductivity (σ):	5.25	5.21	0.75	5
	Head 5825	e'	34.6300	Relative Permittivity (ε_r):	34.63	35.30	-1.90	5
		e"	16.4300	Conductivity (σ):	5.32	5.27	0.98	5
7-14-2020	Head 5250	e'	35.4400	Relative Permittivity (ε_r):	35.44	35.93	-1.37	5
		e"	15.5300	Conductivity (σ):	4.53	4.70	-3.59	5
	Head 5260	e'	35.4200	Relative Permittivity (ε_r):	35.42	35.92	-1.40	5
		e"	15.5400	Conductivity (σ):	4.55	4.71	-3.55	5
	Head 5600	e'	35.0100	Relative Permittivity (ε_r):	35.01	35.53	-1.47	5
		e"	15.6500	Conductivity (σ):	4.87	5.06	-3.70	5
	Head 5750	e'	34.8200	Relative Permittivity (ε_r):	34.82	35.36	-1.53	5
		e"	15.7300	Conductivity (σ):	5.03	5.21	-3.54	5
	Head 5825	e'	34.7400	Relative Permittivity (ε_r):	34.74	35.30	-1.59	5
		e"	15.7600	Conductivity (σ):	5.10	5.27	-3.14	5
7-15-2020	Head 5250	e'	35.9700	Relative Permittivity (ε_r):	35.97	35.93	0.10	5
		e"	15.7800	Conductivity (σ):	4.61	4.70	-2.04	5
	Head 5260	e'	35.9500	Relative Permittivity (ε_r):	35.95	35.92	0.08	5
		e"	15.7800	Conductivity (σ):	4.62	4.71	-2.06	5
	Head 5600	e'	35.4500	Relative Permittivity (ε_r):	35.45	35.53	-0.24	5
		e"	15.8800	Conductivity (σ):	4.94	5.06	-2.28	5
	Head 5750	e'	35.2300	Relative Permittivity (ε_r):	35.23	35.36	-0.38	5
		e"	15.9400	Conductivity (σ):	5.10	5.21	-2.25	5
	Head 5825	e'	35.1400	Relative Permittivity (ε_r):	35.14	35.30	-0.45	5
		e"	15.9700	Conductivity (σ):	5.17	5.27	-1.85	5

This report shall not be reproduced except in full, without the written approval of UL Korea, Ltd.

8.2 System Check

SAR system verification is required to confirm measurement accuracy, according to the tissue dielectric media, probe calibration points and other system operating parameters required for measuring the SAR of a test device. The system verification must be performed for each frequency band and within the valid range of each probe calibration point required for testing the device. The same SAR probe(s) and tissue-equivalent media combinations used with each specific SAR system for system verification must be used for device testing. When multiple probe calibration points are required to cover substantially large transmission bands, independent system verifications are required for each probe calibration point. A system verification must be performed before each series of SAR measurements using the same probe calibration point and tissue-equivalent medium. Additional system verification should be considered according to the conditions of the tissue-equivalent medium and measured tissue dielectric parameters, typically every three to four days when the liquid parameters are re-measured or sooner when marginal liquid parameters are used at the beginning of a series of measurements.

System Performance Check Measurement Conditions:

- The measurements were performed in the flat section of the TWIN SAM or ELI phantom, shell thickness: 2.0 ±0.2 mm (bottom plate) filled with Body or Head simulating liquid of the following parameters.
- The depth of tissue-equivalent liquid in a phantom must be ≥ 15.0 cm for SAR measurements ≤ 3 GHz and ≥ 10.0 cm for measurements > 3 GHz.
- The DASY system with an E-Field Probe was used for the measurements.
- The dipole was mounted on the small tripod so that the dipole feed point was positioned below the center marking of the flat phantom section and the dipole was oriented parallel to the body axis (the long side of the phantom). The standard measuring distance was 10 mm (above 1 GHz) and 15 mm (below 1 GHz) from dipole center to the simulating liquid surface.
- The coarse grid with a grid spacing of 15 mm was aligned with the dipole.
  For 5 GHz band - The coarse grid with a grid spacing of 10 mm was aligned with the dipole.
- Special 7x7x7 (below 3 GHz) and/or 8x8x7 (above 3 GHz) fine cube was chosen for the cube.
- Distance between probe sensors and phantom surface was set to 2.5 mm.
  For 5 GHz band - Distance between probe sensors and phantom surface was set to 1.4 mm
- The dipole input power (forward power) was 100 mW.
- The results are normalized to 1 W input power.

Reference Target SAR Values

The reference SAR values can be obtained from the calibration certificate of system validation dipoles.

System Dipole	Serial No.	Cal. Date	Freq. (MHz)	Target SAR Values (W/kg)	
				1g/10g	Head
D750V3	1122	2-24-2020	750	1g	8.54
				10g	5.59
D835V2	4d174	2-24-2020	835	1g	9.59
				10g	6.24
D1750V2	1125	2-21-2020	1750	1g	36.50
				10g	19.20
D1900V2	5d199	3-19-2020	1900	1g	40.50
				10g	21.00
D2450V2	939	7-25-2019	2450	1g	53.20
				10g	25.10
D2600V2	1097	9-19-2019	2600	1g	57.30
				10g	25.70
D5GHzV2	1209	2-27-2020	5250	1g	79.90
				10g	22.60
			5600	1g	83.60
				10g	23.60
			5750	1g	80.20
				10g	22.60

This report shall not be reproduced except in full, without the written approval of UL Korea, Ltd.

System Check Results

The 1-g and 10-g SAR measured with a reference dipole, using the required tissue-equivalent medium at the test frequency, must be within 10% of the manufacturer calibrated dipole SAR target.

SAR 1 Room

Date Tested	System Dipole		T.S. Liquid		Measured Results		Target (Ref. Value)	Delta ±10 %	Plot No.
	Type	Serial #			Zoom Scan to 100 mW	Normalize to 1 W			
7-13-2020	D5GHzV2 (5250)	1209	Head	1g	7.61	76.10	79.90	-4.76	
				10g	2.13	21.30	22.60	-5.75	
7-13-2020	D5GHzV2 (5600)	1209	Head	1g	8.16	81.60	83.60	-2.39	
				10g	2.27	22.70	23.60	-3.81	
7-13-2020	D5GHzV2 (5750)	1209	Head	1g	7.86	78.60	80.20	-2.00	
				10g	2.19	21.90	22.60	-3.10	
7-16-2020	D5GHzV2 (5250)	1209	Head	1g	8.02	80.20	79.90	0.38	
				10g	2.26	22.60	22.60	0.00	
7-16-2020	D5GHzV2 (5600)	1209	Head	1g	8.18	81.80	83.60	-2.15	
				10g	2.29	22.90	23.60	-2.97	
7-16-2020	D5GHzV2 (5750)	1209	Head	1g	8.51	85.10	80.20	6.11	1, 2
				10g	2.38	23.80	22.60	5.31	
7-20-2020	D5GHzV2 (5250)	1209	Head	1g	8.10	81.00	79.90	1.38	
				10g	2.27	22.70	22.60	0.44	
7-20-2020	D5GHzV2 (5600)	1209	Head	1g	8.16	81.60	83.60	-2.39	
				10g	2.27	22.70	23.60	-3.81	
7-20-2020	D5GHzV2 (5750)	1209	Head	1g	8.25	82.50	80.20	2.87	
				10g	2.31	23.10	22.60	2.21	

This report shall not be reproduced except in full, without the written approval of UL Korea, Ltd.

SAR 3 Room

Date Tested	System Dipole		T.S. Liquid		Measured Results		Target (Ref. Value)	Delta ±10 %	Plot No.
	Type	Serial #			Zoom Scan to 100 mW	Normalize to 1 W			
6-17-2020	D750V3	1122	Head	1g	0.87	8.65	8.54	1.29	
				10g	0.57	5.69	5.59	1.79	
6-17-2020	D835V2	4d174	Head	1g	0.97	9.72	9.59	1.36	
				10g	0.63	6.34	6.24	1.60	
6-17-2020	D1900V2	5d199	Head	1g	4.13	41.30	40.50	1.98	
				10g	2.14	21.40	21.00	1.90	
6-21-2020	D1750V2	1125	Head	1g	3.50	35.00	36.50	-4.11	
				10g	1.86	18.60	19.20	-3.12	
6-21-2020	D1900V2	5d199	Head	1g	4.23	42.30	40.50	4.44	
				10g	2.19	21.90	21.00	4.29	
6-24-2020	D1750V2	1125	Head	1g	3.52	35.20	36.50	-3.56	
				10g	1.86	18.60	19.20	-3.12	
6-24-2020	D1900V2	5d199	Head	1g	4.28	42.80	40.50	5.68	3, 4
				10g	2.21	22.10	21.00	5.24	
6-25-2020	D835V2	4d174	Head	1g	0.93	9.28	9.59	-3.23	
				10g	0.60	6.04	6.24	-3.21	
6-29-2020	D835V2	4d174	Head	1g	0.95	9.53	9.59	-0.63	
				10g	0.62	6.20	6.24	-0.64	
6-29-2020	D1900V2	5d199	Head	1g	3.87	38.70	40.50	-4.44	
				10g	2.00	20.00	21.00	-4.76	
7-2-2020	D835V2	4d174	Head	1g	0.90	9.02	9.59	-5.94	
				10g	0.59	5.87	6.24	-5.93	
7-2-2020	D1900V2	5d199	Head	1g	4.09	40.90	40.50	0.99	
				10g	2.12	21.20	21.00	0.95	
7-2-2020	D2450V2	939	Head	1g	5.47	54.70	53.20	2.82	
				10g	2.54	25.40	25.10	1.20	
7-7-2020	D2450V2	939	Head	1g	5.64	56.40	53.20	6.02	
				10g	2.62	26.20	25.10	4.38	
7-8-2020	D1750V2	1125	Head	1g	3.58	35.80	36.50	-1.92	
				10g	1.89	18.90	19.20	-1.56	
7-10-2020	D2450V2	939	Head	1g	5.77	57.70	53.20	8.46	
				10g	2.68	26.80	25.10	6.77	
7-13-2020	D1750V2	1125	Head	1g	3.69	36.90	36.50	1.10	
				10g	1.96	19.60	19.20	2.08	
7-13-2020	D1900V2	5d199	Head	1g	4.09	40.90	40.50	0.99	
				10g	2.12	21.20	21.00	0.95	
7-13-2020	D2450V2	939	Head	1g	5.40	54.00	53.20	1.50	
				10g	2.51	25.10	25.10	0.00	
7-15-2020	D2450V2	939	Head	1g	5.36	53.60	53.20	0.75	
				10g	2.49	24.90	25.10	-0.80	
7-15-2020	D2600V2	1097	Head	1g	5.34	53.40	57.30	-6.81	5, 6
				10g	2.41	24.10	25.70	-6.23	
7-17-2020	D1750V2	1125	Head	1g	3.81	38.10	36.50	4.38	
				10g	2.02	20.20	19.20	5.21	
7-20-2020	D2450V2	939	Head	1g	4.95	49.50	53.20	-6.95	7, 8
				10g	2.32	23.20	25.10	-7.57	
7-20-2020	D2600V2	1097	Head	1g	5.69	56.90	57.30	-0.70	
				10g	2.57	25.70	25.70	0.00	
7-23-2020	D2600V2	1097	Head	1g	5.45	54.50	57.30	-4.89	
				10g	2.46	24.60	25.70	-4.28	

This report shall not be reproduced except in full, without the written approval of UL Korea, Ltd.

SAR 4 Room

Date Tested	System Dipole		T.S. Liquid		Measured Results		Target (Ref. Value)	Delta ±10 %	Plot No.
	Type	Serial #			Zoom Scan to 100 mW	Normalize to 1 W			
6-21-2020	D750V3	1122	Head	1g	0.86	8.58	8.54	0.47	
				10g	0.57	5.68	5.59	1.61	
6-21-2020	D835V2	4d174	Head	1g	0.91	9.09	9.59	-5.21	
				10g	0.60	5.97	6.24	-4.33	
6-24-2020	D750V3	1122	Head	1g	0.79	7.86	8.54	-7.96	9, 10
				10g	0.52	5.23	5.59	-6.44	
6-24-2020	D835V2	4d174	Head	1g	0.95	9.48	9.59	-1.15	
				10g	0.62	6.20	6.24	-0.64	
6-24-2020	D835V2	4d174	Head	1g	0.88	8.84	9.59	-7.82	11, 12
				10g	0.58	5.80	6.24	-7.05	
6-29-2020	D835V2	4d174	Head	1g	0.89	8.94	9.59	-6.78	
				10g	0.58	5.84	6.24	-6.41	
7-1-2020	D2450V2	939	Head	1g	5.04	50.40	53.20	-5.26	
				10g	2.37	23.70	25.10	-5.58	
7-2-2020	D1900V2	5d199	Head	1g	4.16	41.60	40.50	2.72	
				10g	2.17	21.70	21.00	3.33	
7-7-2020	D1750V2	1125	Head	1g	3.41	34.10	36.50	-6.58	
				10g	1.83	18.30	19.20	-4.69	
7-7-2020	D1900V2	5d199	Head	1g	4.04	40.40	40.50	-0.25	
				10g	2.11	21.10	21.00	0.48	
7-9-2020	D2450V2	939	Head	1g	5.18	51.80	53.20	-2.63	
				10g	2.43	24.30	25.10	-3.19	
7-10-2020	D1750V2	1125	Head	1g	3.42	34.20	36.50	-6.30	
				10g	1.83	18.30	19.20	-4.69	
7-13-2020	D2450V2	939	Head	1g	5.54	55.40	53.20	4.14	
				10g	2.59	25.90	25.10	3.19	
7-16-2020	D1750V2	1125	Head	1g	3.39	33.90	36.50	-7.12	13, 14
				10g	1.81	18.10	19.20	-5.73	
7-16-2020	D2600V2	1097	Head	1g	5.42	54.20	57.30	-5.41	
				10g	2.45	24.50	25.70	-4.67	
7-16-2020	D1900V2	5d199	Head	1g	4.17	41.70	40.50	2.96	
				10g	2.16	21.60	21.00	2.86	
7-23-2020	D2600V2	1097	Head	1g	5.57	55.70	57.30	-2.79	
				10g	2.52	25.20	25.70	-1.95	

SAR 5 Room

Date Tested	System Dipole		T.S. Liquid		Measured Results		Target (Ref. Value)	Delta ±10 %	Plot No.
	Type	Serial #			Zoom Scan to 100 mW	Normalize to 1 W			
7-7-2020	D5GHzV2 (5250)	1209	Head	1g	8.55	85.50	79.90	7.01	
				10g	2.44	24.40	22.60	7.96	
7-7-2020	D5GHzV2 (5600)	1209	Head	1g	8.97	89.70	83.60	7.30	15, 16
				10g	2.56	25.60	23.60	8.47	
7-7-2020	D5GHzV2 (5750)	1209	Head	1g	8.58	85.80	80.20	6.98	
				10g	2.44	24.40	22.60	7.96	
7-14-2020	D5GHzV2 (5250)	1209	Head	1g	7.89	78.90	79.90	-1.25	
				10g	2.25	22.50	22.60	-0.44	
7-14-2020	D5GHzV2 (5600)	1209	Head	1g	8.61	86.10	83.60	2.99	
				10g	2.46	24.60	23.60	4.24	
7-14-2020	D5GHzV2 (5750)	1209	Head	1g	8.10	81.00	80.20	1.00	
				10g	2.30	23.00	22.60	1.77	
7-15-2020	D5GHzV2 (5250)	1209	Head	1g	8.18	81.80	79.90	2.38	
				10g	2.33	23.30	22.60	3.10	
7-15-2020	D5GHzV2 (5600)	1209	Head	1g	8.53	85.30	83.60	2.03	
				10g	2.44	24.40	23.60	3.39	
7-15-2020	D5GHzV2 (5750)	1209	Head	1g	8.30	83.00	80.20	3.49	
				10g	2.36	23.60	22.60	4.42	

This report shall not be reproduced except in full, without the written approval of UL Korea, Ltd.

9. Conducted Output Power Measurements

9.1 GSM

Per KDB 941225 D01 3G SAR Procedures:

SAR test reduction for GPRS and EDGE modes is determined by the source-based time-averaged output power specified for production units, including tune-up tolerance. The data mode with highest specified time-averaged output power should be tested for SAR compliance in the applicable exposure conditions. For modes with the same specified maximum output power and tolerance, the higher number time-slot configuration should be tested.

GSM850 Measured Results

Mode	Coding Scheme	Time Slots	Ch No.	Freq. (MHz)	M1 Ant.				M2 Ant.			
					Maximum Average Power (dBm)				Maximum Average Power (dBm)			
					Measured		Tune-up Limit		Measured		Tune-up Limit	
					Burst Pwr	Frame Pwr	Burst Pwr	Frame Pwr	Burst Pwr	Frame Pwr	Burst Pwr	Frame Pwr
GSM (Voice)	CS1	1	128	824.2	31.8	22.8	34.0	25.0	30.6	21.5	32.0	23.0
			190	836.6	32.8	23.7			31.5	22.5		
			251	848.8	32.6	23.5			31.5	22.5		
GPRS (GMSK)	CS1	1	128	824.2	32.2	23.2	34.0	25.0	31.1	22.0	32.0	23.0
			190	836.6	32.3	23.3			31.0	21.9		
			251	848.8	32.1	23.1			31.9	22.9		
		2	128	824.2	30.9	24.9	32.5	**26.5**	30.0	23.9	30.5	**24.5**
			190	836.6	31.6	25.6			29.5	23.5		
			251	848.8	31.5	25.4			30.0	24.0		
		3	128	824.2	28.7	24.5	30.5	26.2	27.0	22.7	28.5	24.2
			190	836.6	29.4	25.2			27.9	23.7		
			251	848.8	29.2	24.9			27.7	23.4		
		4	128	824.2	26.8	23.7	28.5	25.5	25.4	22.4	26.5	23.5
			190	836.6	27.6	24.6			25.8	22.8		
			251	848.8	27.4	24.4			25.8	22.8		
EGPRS (8PSK)	MCS5	1	128	824.2	26.6	17.6	28.0	19.0	25.0	15.9	26.0	17.0
			190	836.6	27.6	18.5			25.6	16.5		
			251	848.8	27.4	18.4			25.4	16.4		
		2	128	824.2	24.9	18.9	26.0	20.0	23.2	17.2	24.0	18.0
			190	836.6	25.4	19.4			23.7	17.7		
			251	848.8	25.3	19.3			23.7	17.7		
		3	128	824.2	22.7	18.5	24.0	19.7	21.0	16.7	22.0	17.7
			190	836.6	23.3	19.0			21.6	17.3		
			251	848.8	23.1	18.8			21.5	17.3		
		4	128	824.2	21.5	18.5	23.0	20.0	19.8	16.8	21.0	18.0
			190	836.6	22.3	19.3			20.9	17.9		
			251	848.8	22.3	19.3			20.2	17.2		

Notes:

The worst-case configuration and mode for SAR testing is determined to be as follows:

- GMSK (GPRS) mode with 2 time slots for Max power, based on the Tune-up Procedure. Refer to §6.3.
- SAR is not required for EGPRS (8PSK) mode because the maximum output power and tune-up limit is ≤ 1/4dB higher than GMSK GPRS or the adjusted SAR of the highest reported SAR of GMSK GPRS is ≤ 1.2W/kg.

This report shall not be reproduced except in full, without the written approval of UL Korea, Ltd.

GSM1900 Measured Results

Mode	Coding Scheme	Time Slots	Ch No.	Freq. (MHz)	Maximum Average Power (dBm)				Reduced Average Power (dBm) Hotspot back-off				Reduced Average Power (dBm) Proximity sensor back-off			
					Measured		Tune-up Limit		Measured		Tune-up Limit		Measured		Tune-up Limit	
					Burst Pwr	Frame Pwr	Burst Pwr	Frame Pwr	Burst Pwr	Frame Pwr	Burst Pwr	Frame Pwr	Burst Pwr	Frame Pwr	Burst Pwr	Frame Pwr
GSM (Voice)	CS1	1	512	1850.2	28.5	19.4	30.5	21.5	25.0	16.0	27.0	18.0	24.7	15.7	27.0	18.0
			661	1880.0	28.6	19.5			25.6	16.6			26.1	17.1		
			810	1909.8	28.9	19.8			25.5	16.5			25.5	16.5		
GPRS (GMSK)	CS1	1	512	1850.2	28.4	19.4	30.5	21.5	24.6	15.5	26.0	17.0	24.5	15.5	26.0	17.0
			661	1880.0	28.2	19.2			25.9	16.9			25.9	16.8		
			810	1909.8	28.8	19.8			25.5	16.5			25.3	16.2		
		2	512	1850.2	27.4	21.4	29.5	23.5	24.4	18.4	25.5	19.5	24.4	18.3	25.5	19.5
			661	1880.0	27.2	21.1			25.1	19.1			25.0	19.0		
			810	1909.8	27.1	21.0			24.6	18.6			24.5	18.5		
		3	512	1850.2	26.1	21.8	28.0	**23.7**	22.3	18.0	24.0	**19.7**	22.3	18.0	24.0	**19.7**
			661	1880.0	26.2	21.9			22.7	18.5			22.7	18.4		
			810	1909.8	26.0	21.7			22.2	18.0			22.5	18.2		
		4	512	1850.2	23.7	20.7	26.0	23.0	20.8	17.8	22.0	19.0	20.9	17.9	22.0	19.0
			661	1880.0	24.1	21.1			21.4	18.4			21.4	18.4		
			810	1909.8	23.7	20.7			21.1	18.1			20.9	17.9		
EGPRS (8PSK)	MCS5	1	512	1850.2	25.0	16.0	27.5	18.5	22.6	13.6	23.5	14.5	22.8	13.7	23.5	14.5
			661	1880.0	25.2	16.2			23.4	14.4			23.5	14.4		
			810	1909.8	25.4	16.3			23.3	14.2			23.4	14.4		
		2	512	1850.2	23.4	17.4	25.5	19.5	20.4	14.4	22.0	16.0	20.6	14.5	22.0	16.0
			661	1880.0	23.4	17.4			21.0	15.0			21.1	15.1		
			810	1909.8	23.1	17.1			20.6	14.5			20.7	14.7		
		3	512	1850.2	21.2	17.0	23.5	19.2	18.2	13.9	20.0	15.7	18.4	14.1	20.0	15.7
			661	1880.0	22.1	17.8			19.4	15.2			19.6	15.3		
			810	1909.8	21.6	17.3			19.1	14.8			19.2	14.9		
		4	512	1850.2	20.4	17.4	22.5	19.5	16.7	13.7	19.0	16.0	16.9	13.9	19.0	16.0
			661	1880.0	20.7	17.7			18.0	14.9			18.1	15.1		
			810	1909.8	20.2	17.1			17.6	14.6			17.7	14.7		

Notes:

The worst-case configuration and mode for SAR testing is determined to be as follows:

- GMSK (GPRS) mode with 3 time slots for Max power & 3 time slots for Reduced power, based on the Tune-up Procedure. Refer to §6.3.
- SAR is not required for EGPRS (8PSK) mode because the maximum output power and tune-up limit is ≤ 1/4dB higher than GMSK GPRS or the adjusted SAR of the highest reported SAR of GMSK GPRS is ≤ 1.2W/kg.

This report shall not be reproduced except in full, without the written approval of UL Korea, Ltd.

9.2 W-CDMA

Release 99 Setup Procedures used to establish the test signals

The following tests were completed according to the test requirements outlined in section 5.2 of the 3GPP TS34.121-1 specification. The DUT supports power Class 3, which has a nominal maximum output power of 24 dBm (+1.7/-3.7).

Mode	Subtest	Rel99
WCDMA General Settings	Loopback Mode	Test Mode 2
	Rel99 RMC	12.2kbps RMC
	Power Control Algorithm	Algorithm2
	βc/βd	8/15

HSDPA Setup Procedures used to establish the test signals

The following 4 Sub-tests were completed according to Release 5 procedures in section 5.2 of 3GPP TS34.121. A summary of these settings are illustrated below:

	Mode	HSDPA	HSDPA	HSDPA	HSDPA
	Subtest	1	2	3	4
W-CDMA General Settings	Loopback Mode	Test Mode 1			
	Rel99 RMC	12.2kbps RMC			
	HSDPA FRC	H-Set 1			
	Power Control Algorithm	Algorithm 2			
	βc	2/15	11/15	15/15	15/15
	βd	15/15	15/15	8/15	4/15
	Bd (SF)	64			
	βc/βd	2/15	11/15	15/8	15/4
	βhs	4/15	24/15	30/15	30/15
	MPR (dB)	0	0	0.5	0.5
HSDPA Specific Settings	D_{ACK}	8			
	D_{NAK}	8			
	DCQI	8			
	Ack-Nack repetition factor	3			
	CQI Feedback (Table 5.2B.4)	4ms			
	CQI Repetition Factor (Table 5.2B.4)	2			
	Ahs=βhs/βc	30/15			

This report shall not be reproduced except in full, without the written approval of UL Korea, Ltd.

HSPA (HSDPA & HSUPA) Setup Procedures used to establish the test signals

The following 5 Sub-tests were completed according to Release 6 procedures in table C,11.1.3 of 3GPP TS 34.121-1 v13.
A summary of these settings are illustrated below:

	Mode	HSPA				
	Subtest	1	2	3	4	5
WCDMA General Settings	Loopback Mode	Test Mode 1				
	Rel99 RMC	12.2 kbps RMC				
	HSDPA FRC	H-Set 1				
	HSUPA Test	HSPA				
	Power Control Algorithm	Algorithm 2				Algorithm 1
	βc	11/15	6/15	15/15	2/15	15/15
	βd	15/15	15/15	9/15	15/15	0
	βec	209/225	12/15	30/15	2/15	5/15
	βc/βd	11/15	6/15	15/9	2/15	-
	βhs	22/15	12/15	30/15	4/15	5/15
	βed	1309/225	94/75	47/15	56/75	47/15
	CM (dB)	1	3	2	3	1
	MPR (dB)	0	2	1	2	0
HSDPA Specific Settings	DACK	8				0
	DNAK	8				0
	DCQI	8				0
	Ack-Nack repetition factor	3				
	CQI Feedback (Table 5.2B.4)	4ms				
	CQI Repetition Factor (Table 5.2B.4)	2				
	Ahs = βhs/βc	30/15				
HSUPA Specific Settings	E-DPDCH	6	8	8	5	0
	DHARQ	0	0	0	0	0
	AG Index	20	12	15	17	12
	ETFCI (from 34.121 Table C.11.1.3)	75	67	92	71	67
	Associated Max UL Data Rate kbps	242.1	174.9	482.8	205.8	308.9
	Reference E-TFCIs	5	5	2	5	1
	Reference E-TFCI	11	11	11	11	67
	Reference E-TFCI PO	4	4	4	4	18
	Reference E-TFCI	67	67	92	67	67
	Reference E-TFCI PO	18	18	18	18	18
	Reference E-TFCI	71	71	71	71	71
	Reference E-TFCI PO	23	23	23	23	23
	Reference E-TFCI	75	75	75	75	75
	Reference E-TFCI PO	26	26	26	26	26
	Reference E-TFCI	81	81	81	81	81
	Reference E-TFCI PO	27	27	27	27	27
	Maximum Channelization Codes	2xSF2				SF4

This report shall not be reproduced except in full, without the written approval of UL Korea, Ltd.

DC-HSDPA Setup Procedures used to establish the test signals

The following tests were completed according to procedures in section 7.3.13 of 3GPP TS34.108 v9.5.0. A summary of these settings are illustrated below:

Downlink Physical Channels are set as per 3GPP TS34.121-1 v9.0.0 E.5.0

Table E.5.0: Levels for HSDPA connection setup

Parameter During Connection setup	Unit	Value
P-CPICH_Ec/Ior	dB	-10
P-CCPCH and SCH_Ec/Ior	dB	-12
PICH _Ec/Ior	dB	-15
HS-PDSCH	dB	off
HS-SCCH_1	dB	off
DPCH_Ec/Ior	dB	-5
OCNS_Ec/Ior	dB	-3.1

Call is set up as per 3GPP TS34.108 v9.5.0 sub clause 7.3.13

The configurations of the fixed reference channels for HSDPA RF tests are described in 3GPP TS 34.121, annex C for FDD and 3GPP TS 34.122.

Table C.8.1.12: Fixed Reference Channel H-Set 12

Parameter	Unit	Value
Nominal Avg. Inf. Bit Rate	kbps	60
Inter-TTI Distance	TTI's	1
Number of HARQ Processes	Processes	6
Information Bit Payload (N_{INF})	Bits	120
Number Code Blocks	Blocks	1
Binary Channel Bits Per TTI	Bits	960
Total Available SML's in UE	SML's	19200
Number of SML's per HARQ Proc.	SML's	3200
Coding Rate		0.15
Number of Physical Channel Codes	Codes	1
Modulation		QPSK

Note 1: The RMC is intended to be used for DC-HSDPA mode and both cells shall transmit with identical parameters as listed in the table.
Note 2: Maximum number of transmission is limited to 1, i.e., retransmission is not allowed. The redundancy and constellation version 0 shall be used.

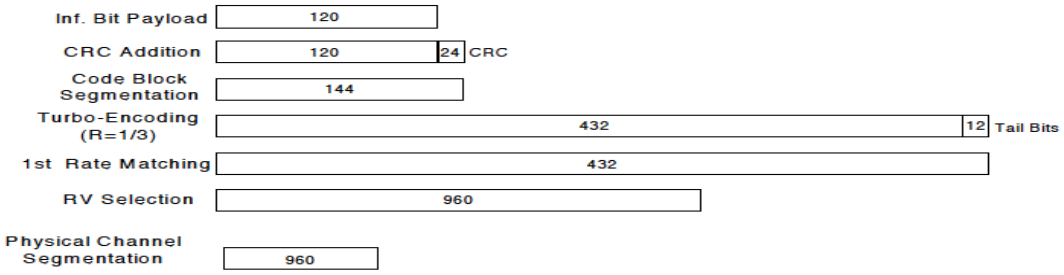

Figure C.8.19: Coding rate for Fixed reference Channel H-Set 12 (QPSK)

The following 4 Sub-tests for HSDPA were completed according to Release 8 procedures in section 5.2 of 3GPP TS34.121. A summary of subtest settings are illustrated below:

	Mode	HSDPA	HSDPA	HSDPA	HSDPA
	Subtest	1	2	3	4
WCDMA General Settings	Loopback Mode	Test Mode 1			
	Rel99 RMC	12.2kbps RMC			
	HSDPA FRC	H-Set 12			
	Power Control Algorithm	Algorithm2			
	βc	2/15	11/15	15/15	15/15
	βd	15/15	15/15	8/15	4/15
	βd (SF)	64			
	βc/βd	2/15	11/15	15/8	15/4
	βhs	4/15	24/15	30/15	30/15
	MPR (dB)	0	0	0.5	0.5
HSDPA Specific Settings	DACK	8			
	DNAK	8			
	DCQI	8			
	Ack-Nack Repetition factor	3			
	CQI Feedback	4ms			
	CQI Repetition Factor	2			
	Ahs = βhs/ βc	30/15			

HSPA+

HSPA+ is only support to down link. Therefore, the RF conducted power is not measured.

This report shall not be reproduced except in full, without the written approval of UL Korea, Ltd.

W-CDMA Band II Measured Results

Mode		UL Ch No.	Freq. (MHz)	Maximum Average Power (dBm)			Reduced Average Power (dBm) Hotspot back-off			Reduced Average Power (dBm) Proximity sensor back-off		
				Measured Pwr	MPR	Tune-up Limit	Measured Pwr	MPR	Tune-up Limit	Measured Pwr	MPR	Tune-up Limit
Release 99	Rel 99 (RMC, 12.2 kbps)	9262	1852.4	23.9	N/A	25.5	18.8	N/A	19.5	18.9	N/A	19.5
		9400	1880.0	24.2			19.1			19.1		
		9538	1907.6	23.8			18.7			18.7		
HSDPA	Subtest 1	9262	1852.4	22.7	0	24.5	17.8	0	18.5	17.9	0	18.5
		9400	1880.0	22.9			18.1			18.1		
		9538	1907.6	22.4			17.6			17.6		
	Subtest 2	9262	1852.4	22.8	0	24.5	17.9	0	18.5	17.9	0	18.5
		9400	1880.0	22.9			18.1			18.2		
		9538	1907.6	22.4			17.7			17.7		
	Subtest 3	9262	1852.4	22.3	0.5	24.0	17.4	0.5	18.0	17.4	0.5	18.0
		9400	1880.0	22.5			17.6			17.6		
		9538	1907.6	21.9			17.1			17.1		
	Subtest 4	9262	1852.4	22.3	0.5	24.0	17.4	0.5	18.0	17.4	0.5	18.0
		9400	1880.0	22.5			17.6			17.7		
		9538	1907.6	21.9			17.1			17.2		
HSUPA	Subtest 1	9262	1852.4	22.7	0	24.5	17.9	0	18.5	17.9	0	18.5
		9400	1880.0	22.9			18.1			18.1		
		9538	1907.6	22.3			17.7			17.7		
	Subtest 2	9262	1852.4	20.8	2	22.5	15.9	2	16.5	15.9	2	16.5
		9400	1880.0	20.9			16.1			16.2		
		9538	1907.6	20.4			15.7			15.7		
	Subtest 3	9262	1852.4	21.8	1	23.5	16.9	1	17.5	16.9	1	17.5
		9400	1880.0	21.9			17.2			17.2		
		9538	1907.6	21.4			16.7			16.7		
	Subtest 4	9262	1852.4	20.8	2	22.5	15.9	2	16.5	15.9	2	16.5
		9400	1880.0	20.9			16.1			16.1		
		9538	1907.6	20.4			15.7			15.6		
	Subtest 5	9262	1852.4	22.3	0	24.5	17.5	0	18.5	17.5	0	18.5
		9400	1880.0	22.5			17.7			17.7		
		9538	1907.6	22.9			17.2			17.2		
DC-HSDPA	Subtest 1	9262	1852.4	22.7	0	24.5	17.9	0	18.5	17.9	0	18.5
		9400	1880.0	22.9			18.1			18.1		
		9538	1907.6	22.4			17.7			17.6		
	Subtest 2	9262	1852.4	22.8	0	24.5	17.9	0	18.5	17.9	0	18.5
		9400	1880.0	22.9			18.1			18.1		
		9538	1907.6	22.4			17.7			17.7		
	Subtest 3	9262	1852.4	22.3	0.5	24.0	17.4	0.5	18.0	17.4	0.5	18.0
		9400	1880.0	22.4			17.7			17.6		
		9538	1907.6	21.9			17.2			17.1		
	Subtest 4	9262	1852.4	22.2	0.5	24.0	17.4	0.5	18.0	17.4	0.5	18.0
		9400	1880.0	22.4			17.6			17.6		
		9538	1907.6	21.9			17.2			17.2		

This report shall not be reproduced except in full, without the written approval of UL Korea, Ltd.

W-CDMA Band IV Measured Results

Mode		UL Ch No.	Freq. (MHz)	Maximum Average Power (dBm)			Reduced Average Power (dBm) Hotspot back-off			Reduced Average Power (dBm) Proximity sensor back-off		
				Measured Pwr	MPR	Tune-up Limit	Measured Pwr	MPR	Tune-up Limit	Measured Pwr	MPR	Tune-up Limit
Release 99	Rel 99 (RMC, 12.2 kbps)	1312	1712.4	21.3	N/A	23.0	18.8	N/A	19.5	18.7	N/A	19.5
		1413	1732.6	21.4			18.8			18.8		
		1513	1752.6	21.6			19.1			19.1		
HSDPA	Subtest 1	1312	1712.4	20.4	0	22.0	17.8	0	18.5	17.8	0	18.5
		1413	1732.6	20.4			17.8			17.8		
		1513	1752.6	20.8			18.1			18.1		
	Subtest 2	1312	1712.4	20.4	0	22.0	17.8	0	18.5	17.8	0	18.5
		1413	1732.6	20.4			17.8			17.8		
		1513	1752.6	20.8			18.1			18.1		
	Subtest 3	1312	1712.4	19.9	0.5	21.5	17.2	0.5	18.0	17.2	0.5	18.0
		1413	1732.6	20.0			17.3			17.3		
		1513	1752.6	20.3			17.6			17.6		
	Subtest 4	1312	1712.4	19.9	0.5	21.5	17.3	0.5	18.0	17.3	0.5	18.0
		1413	1732.6	20.0			17.3			17.3		
		1513	1752.6	20.3			17.6			17.6		
HSUPA	Subtest 1	1312	1712.4	20.5	0	22.0	17.8	0	18.5	17.7	0	18.5
		1413	1732.6	20.5			17.8			17.8		
		1513	1752.6	20.8			18.1			18.1		
	Subtest 2	1312	1712.4	18.5	2	20.0	15.8	2	16.5	15.7	2	16.5
		1413	1732.6	18.5			15.8			15.8		
		1513	1752.6	18.8			16.1			16.1		
	Subtest 3	1312	1712.4	19.5	1	21.0	16.8	1	17.5	16.7	1	17.5
		1413	1732.6	19.5			16.8			16.8		
		1513	1752.6	19.8			17.1			17.1		
	Subtest 4	1312	1712.4	18.5	2	20.0	15.8	2	16.5	15.8	2	16.5
		1413	1732.6	18.5			15.8			15.8		
		1513	1752.6	18.8			16.1			16.1		
	Subtest 5	1312	1712.4	20.0	0	22.0	17.4	0	18.5	17.3	0	18.5
		1413	1732.6	20.1			17.4			17.4		
		1513	1752.6	20.4			17.7			17.7		
DC-HSDPA	Subtest 1	1312	1712.4	20.5	0	22.0	17.8	0	18.5	17.8	0	18.5
		1413	1732.6	20.5			17.8			17.9		
		1513	1752.6	20.9			18.1			18.1		
	Subtest 2	1312	1712.4	20.5	0	22.0	17.8	0	18.5	17.8	0	18.5
		1413	1732.6	20.5			17.8			17.8		
		1513	1752.6	20.9			18.1			18.1		
	Subtest 3	1312	1712.4	20.0	0.5	21.5	17.3	0.5	18.0	17.3	0.5	18.0
		1413	1732.6	20.0			17.3			17.3		
		1513	1752.6	20.4			17.6			17.6		
	Subtest 4	1312	1712.4	20.0	0.5	21.5	17.3	0.5	18.0	17.3	0.5	18.0
		1413	1732.6	20.0			17.4			17.3		
		1513	1752.6	20.4			17.6			17.6		

This report shall not be reproduced except in full, without the written approval of UL Korea, Ltd.

W-CDMA Band V Measured Results

Mode		UL Ch No.	Freq. (MHz)	M1 Ant. Maximum Average Power (dBm)			M2 Ant. Maximum Average Power (dBm)		
				Measured Pwr	MPR	Tune-up Limit	Measured Pwr	MPR	Tune-up Limit
Release 99	Rel 99 (RMC, 12.2 kbps)	4132	826.4	24.6	N/A	25.8	23.0	N/A	23.8
		4183	836.6	24.7			23.0		
		4233	846.6	24.7			23.1		
HSDPA	Subtest 1	4132	826.4	22.9	0	24.8	21.8	0	22.8
		4183	836.6	23.1			22.0		
		4233	846.6	23.1			22.1		
	Subtest 2	4132	826.4	22.9	0	24.8	21.8	0	22.8
		4183	836.6	23.1			22.1		
		4233	846.6	23.1			22.1		
	Subtest 3	4132	826.4	22.4	0.5	24.3	21.3	0.5	22.3
		4183	836.6	22.6			21.6		
		4233	846.6	22.6			21.6		
	Subtest 4	4132	826.4	22.4	0.5	24.3	21.3	0.5	22.3
		4183	836.6	22.6			21.5		
		4233	846.6	22.6			21.6		
HSUPA	Subtest 1	4132	826.4	22.9	0	24.8	21.8	0	22.8
		4183	836.6	23.1			22.1		
		4233	846.6	23.1			22.1		
	Subtest 2	4132	826.4	20.9	2	22.8	19.8	2	20.8
		4183	836.6	21.0			20.1		
		4233	846.6	21.1			20.1		
	Subtest 3	4132	826.4	21.9	1	23.8	20.8	1	21.8
		4183	836.6	22.0			21.0		
		4233	846.6	22.1			21.0		
	Subtest 4	4132	826.4	20.9	2	22.8	19.8	2	20.8
		4183	836.6	21.1			20.1		
		4233	846.6	21.1			20.1		
	Subtest 5	4132	826.4	22.5	0	24.8	21.4	0	22.8
		4183	836.6	22.6			21.6		
		4233	846.6	22.6			21.6		
DC-HSDPA	Subtest 1	4132	826.4	22.9	0	24.8	21.9	0	22.8
		4183	836.6	23.1			22.1		
		4233	846.6	23.1			22.1		
	Subtest 2	4132	826.4	22.9	0	24.8	21.9	0	22.8
		4183	836.6	23.1			22.1		
		4233	846.6	23.1			22.1		
	Subtest 3	4132	826.4	22.4	0.5	24.3	21.4	0.5	22.3
		4183	836.6	22.6			21.6		
		4233	846.6	22.6			21.6		
	Subtest 4	4132	826.4	22.4	0.5	24.3	21.3	0.5	22.3
		4183	836.6	22.6			21.6		
		4233	846.6	22.6			21.6		

This report shall not be reproduced except in full, without the written approval of UL Korea, Ltd.

9.3 LTE

The following tests were conducted according to the test requirements outlined in section 6.2 of the 3GPP TS36.101 specification.

UE Power Class: 3 (23 +/- 2dBm). The allowed Maximum Power Reduction (MPR) for the maximum output power due to higher order modulation and transmit bandwidth configuration (resource blocks) is specified in Table 6.2.3-1 of the 3GPP TS36.101.

Table 6.2.3-1: Maximum Power Reduction (MPR) for Power Class 1, 2 and 3

Modulation	Channel bandwidth / Transmission bandwidth (N_{RB})						MPR (dB)
	1.4 MHz	3.0 MHz	5 MHz	10 MHz	15 MHz	20 MHz	
QPSK	> 5	> 4	> 8	> 12	> 16	> 18	≤ 1
16 QAM	≤ 5	≤ 4	≤ 8	≤ 12	≤ 16	≤ 18	≤ 1
16 QAM	> 5	> 4	> 8	> 12	> 16	> 18	≤ 2
64 QAM	≤ 5	≤ 4	≤ 8	≤ 12	≤ 16	≤ 18	≤ 2
64 QAM	> 5	> 4	> 8	> 12	> 16	> 18	≤ 3
256 QAM	≥ 1						≤ 5

The allowed A-MPR values specified below in Table 6.2.4.-1 of 3GPP TS36.101 are in addition to the allowed MPR requirements. All the measurements below were performed with A-MPR disabled, by using Network Signaling Value of “NS_01”.

Table 6.2.4-1: Additional Maximum Power Reduction (A-MPR)

Network Signalling value	Requirements (subclause)	E-UTRA Band	Channel bandwidth (MHz)	Resources Blocks (N_{RB})	A-MPR (dB)
NS_01	6.6.2.1.1	Table 5.5-1	1.4, 3, 5, 10, 15, 20	Table 5.6-1	N/A

<u>Maximum Output Power (Tune-up Limit) for LTE</u>

According to April 2015 TCB workshop, SAR test exclusion can be applied for testing overlapping LTE bands as follows :

a) The maximum output power, including tolerance, for the smaller band must be ≤ the larger band to qualify for the SAR test exclusion.
b) The channel bandwidth and other operating parameters for the smaller band must be fully supported by the larger band.

- LTE Band 4 (1710 – 1755 MHz) is covered by LTE Band 66 (1710 – 1780 MHz)
- LTE Band 17 (704 – 716 MHz) is covered by LTE Band 12 (699 – 716 MHz)

Maximum bandwidth does not support at least three non-overlapping channels in certain channel bandwidths.

When a device supports overlapping channel assignment in a channel bandwidth configuration, the middle channel of the group of overlapping channels should be selected for testing per KDB 941225 D05 SAR for LTE Devices.

LTE QPSK configuration has the highest maximum average output power per 3GPP standard.

SAR measurement is not required for Higher order modulations . When the highest maximum output power for Higher order modulations are ≤ 0.5 dB higher than the QPSK or when the reported SAR for QPSK configuration is ≤ 1.45 W/kg.

This report shall not be reproduced except in full, without the written approval of UL Korea, Ltd.

1. Max power Results

LTE Band 2 Measured Results

BW (MHz)	Mode	RB Allocation	RB offset	Maximum Average Power (dBm)				
				Measured Pwr (dBm)			MPR	Tune-up Limit
				18700	18900	19100		
				1860 MHz	1880 MHz	1900 MHz		
20 MHz	QPSK	1	0	23.8	24.0	23.9	0.0	25.5
		1	49	23.8	24.5	23.8	0.0	25.5
		1	99	23.9	24.1	23.2	0.0	25.5
		50	0	22.8	23.1	22.9	1.0	24.5
		50	24	22.9	23.5	22.9	1.0	24.5
		50	50	22.9	23.2	22.6	1.0	24.5
		100	0	22.9	23.2	22.9	1.0	24.5
	16QAM	1	0	23.5	23.8	23.3	1.0	24.5
		1	49	23.4	23.9	23.2	1.0	24.5
		1	99	23.6	23.8	22.4	1.0	24.5
		50	0	21.9	22.1	21.8	2.0	23.5
		50	24	21.9	22.2	21.9	2.0	23.5
		50	50	22.0	22.2	21.7	2.0	23.5
		100	0	21.9	22.1	21.8	2.0	23.5
	64QAM	1	0	21.8	22.1	22.1	2.0	23.5
		1	49	21.8	22.2	21.9	2.0	23.5
		1	99	21.9	22.1	21.1	2.0	23.5
		50	0	20.3	21.0	20.9	3.0	22.5
		50	24	20.3	21.2	20.9	3.0	22.5
		50	50	20.3	21.1	20.4	3.0	22.5
		100	0	20.2	21.1	20.6	3.0	22.5
	256QAM	1	0	18.8	18.6	18.7	5.0	20.5
		1	49	19.0	19.0	18.8	5.0	20.5
		1	99	19.0	18.7	18.5	5.0	20.5
		50	0	18.8	18.9	18.7	5.0	20.5
		50	24	18.9	19.1	18.8	5.0	20.5
		50	50	19.0	19.1	18.6	5.0	20.5
		100	0	18.9	19.0	18.7	5.0	20.5
BW (MHz)	Mode	RB Allocation	RB offset	Measured Pwr (dBm)			MPR	Tune-up Limit
				18675	18900	19125		
				1857.5 MHz	1880 MHz	1902.5 MHz		
15 MHz	QPSK	1	0	23.6	24.1	23.9	0.0	25.5
		1	37	23.6	24.2	23.7	0.0	25.5
		1	74	23.6	24.2	23.4	0.0	25.5
		36	0	22.8	23.2	22.9	1.0	24.5
		36	20	22.8	23.3	22.9	1.0	24.5
		36	39	22.8	23.3	22.6	1.0	24.5
		75	0	22.8	23.2	22.7	1.0	24.5
	16QAM	1	0	23.0	23.2	23.3	1.0	24.5
		1	37	23.1	23.4	23.1	1.0	24.5
		1	74	23.1	23.2	22.3	1.0	24.5
		36	0	21.9	22.2	21.9	2.0	23.5
		36	20	21.9	22.3	21.9	2.0	23.5
		36	39	21.9	22.2	21.8	2.0	23.5
		75	0	21.9	22.2	21.8	2.0	23.5
	64QAM	1	0	21.0	22.6	22.1	2.0	23.5
		1	37	21.2	22.5	21.7	2.0	23.5
		1	74	21.2	22.5	21.2	2.0	23.5
		36	0	20.4	21.1	20.8	3.0	22.5
		36	20	20.4	21.2	20.6	3.0	22.5
		36	39	20.3	21.2	20.2	3.0	22.5
		75	0	20.2	21.2	20.4	3.0	22.5
	256QAM	1	0	18.6	19.1	19.0	5.0	20.5
		1	37	18.7	19.3	19.0	5.0	20.5
		1	74	18.7	19.2	18.8	5.0	20.5
		36	0	18.9	19.0	18.7	5.0	20.5
		36	20	18.9	19.1	18.7	5.0	20.5
		36	39	18.9	19.0	18.6	5.0	20.5
		75	0	18.9	19.0	18.7	5.0	20.5

This report shall not be reproduced except in full, without the written approval of UL Korea, Ltd.

LTE Band 2 Measured Results (Continued)

BW (MHz)	Mode	RB Allocation	RB offset	Measured Pwr (dBm)			MPR	Tune-up Limit
				18650	18900	19150		
				1855 MHz	1880 MHz	1905 MHz		
10 MHz	QPSK	1	0	23.5	23.8	23.9	0.0	25.5
		1	25	23.8	24.3	23.4	0.0	25.5
		1	49	23.6	23.9	23.6	0.0	25.5
		25	0	22.9	23.2	22.8	1.0	24.5
		25	12	22.9	23.3	22.6	1.0	24.5
		25	25	22.8	23.2	22.3	1.0	24.5
		50	0	22.8	23.2	22.5	1.0	24.5
	16QAM	1	0	22.8	23.0	22.9	1.0	24.5
		1	25	23.2	23.4	22.4	1.0	24.5
		1	49	23.0	23.0	22.8	1.0	24.5
		25	0	22.0	22.3	21.8	2.0	23.5
		25	12	22.1	22.4	21.8	2.0	23.5
		25	25	22.0	22.3	21.5	2.0	23.5
		50	0	21.9	22.2	21.7	2.0	23.5
	64QAM	1	0	21.3	22.1	21.8	2.0	23.5
		1	25	21.3	22.3	21.4	2.0	23.5
		1	49	21.2	22.1	21.2	2.0	23.5
		25	0	20.4	21.2	20.5	3.0	22.5
		25	12	20.5	21.3	20.3	3.0	22.5
		25	25	20.4	21.2	20.0	3.0	22.5
		50	0	20.3	21.1	20.2	3.0	22.5
	256QAM	1	0	18.8	19.2	18.2	5.0	20.5
		1	25	19.0	19.7	18.5	5.0	20.5
		1	49	18.8	19.3	18.1	5.0	20.5
		25	0	19.0	19.1	18.7	5.0	20.5
		25	12	19.1	19.2	18.8	5.0	20.5
		25	25	19.0	19.1	18.6	5.0	20.5
		50	0	19.0	19.1	18.6	5.0	20.5

BW (MHz)	Mode	RB Allocation	RB offset	Measured Pwr (dBm)			MPR	Tune-up Limit
				18625	18900	19175		
				1852.5 MHz	1880 MHz	1907.5 MHz		
5 MHz	QPSK	1	0	23.6	24.2	23.4	0.0	25.5
		1	12	23.7	24.4	23.1	0.0	25.5
		1	24	23.7	24.3	23.1	0.0	25.5
		12	0	22.9	23.4	22.4	1.0	24.5
		12	7	23.0	23.3	22.3	1.0	24.5
		12	13	22.9	23.3	22.2	1.0	24.5
		25	0	22.7	23.3	22.2	1.0	24.5
	16QAM	1	0	22.7	23.4	23.0	1.0	24.5
		1	12	22.8	23.6	22.7	1.0	24.5
		1	24	22.9	23.4	22.4	1.0	24.5
		12	0	22.0	22.4	21.7	2.0	23.5
		12	7	22.1	22.5	21.6	2.0	23.5
		12	13	22.1	22.3	21.5	2.0	23.5
		25	0	21.9	22.3	21.5	2.0	23.5
	64QAM	1	0	21.2	22.4	21.1	2.0	23.5
		1	12	21.4	22.3	21.0	2.0	23.5
		1	24	21.5	22.4	21.4	2.0	23.5
		12	0	20.3	21.2	20.1	3.0	22.5
		12	7	20.4	21.3	20.0	3.0	22.5
		12	13	20.4	21.3	20.1	3.0	22.5
		25	0	20.3	21.2	20.0	3.0	22.5
	256QAM	1	0	19.0	18.8	18.8	5.0	20.5
		1	12	19.1	19.0	18.8	5.0	20.5
		1	24	18.9	18.7	18.7	5.0	20.5
		12	0	19.0	19.2	18.7	5.0	20.5
		12	7	19.0	19.2	18.7	5.0	20.5
		12	13	18.9	19.1	18.6	5.0	20.5
		25	0	19.0	19.2	18.6	5.0	20.5

This report shall not be reproduced except in full, without the written approval of UL Korea, Ltd.

LTE Band 2 Measured Results (Continued)

BW (MHz)	Mode	RB Allocation	RB offset	Measured Pwr (dBm)			MPR	Tune-up Limit
				18615	18900	19185		
				1851.5 MHz	1880 MHz	1908.5 MHz		
3 MHz	QPSK	1	0	23.7	24.2	23.3	0.0	25.5
		1	8	23.7	24.2	23.0	0.0	25.5
		1	14	23.7	24.2	23.4	0.0	25.5
		8	0	22.9	23.4	22.3	1.0	24.5
		8	4	23.0	23.4	22.2	1.0	24.5
		8	7	23.0	23.3	22.2	1.0	24.5
		15	0	22.9	23.3	22.2	1.0	24.5
	16QAM	1	0	22.8	23.3	22.6	1.0	24.5
		1	8	22.8	23.3	22.4	1.0	24.5
		1	14	22.9	23.2	22.3	1.0	24.5
		8	0	22.0	22.4	21.5	2.0	23.5
		8	4	22.1	22.4	21.5	2.0	23.5
		8	7	22.2	22.4	21.5	2.0	23.5
		15	0	22.0	22.3	21.4	2.0	23.5
	64QAM	1	0	21.1	22.4	21.1	2.0	23.5
		1	8	21.2	22.3	21.2	2.0	23.5
		1	14	21.3	22.4	21.1	2.0	23.5
		8	0	20.3	21.2	20.0	3.0	22.5
		8	4	20.4	21.2	20.1	3.0	22.5
		8	7	20.5	21.3	20.0	3.0	22.5
		15	0	20.4	21.3	20.1	3.0	22.5
	256QAM	1	0	19.0	19.6	18.5	5.0	20.5
		1	8	19.0	19.7	18.4	5.0	20.5
		1	14	18.9	19.5	18.4	5.0	20.5
		8	0	19.2	19.3	18.6	5.0	20.5
		8	4	19.2	19.3	18.6	5.0	20.5
		8	7	19.1	19.3	18.6	5.0	20.5
		15	0	19.1	19.1	18.7	5.0	20.5

BW (MHz)	Mode	RB Allocation	RB offset	Measured Pwr (dBm)			MPR	Tune-up Limit
				18607	18900	19193		
				1850.7 MHz	1880 MHz	1909.3 MHz		
1.4 MHz	QPSK	1	0	23.9	24.2	23.1	0.0	25.5
		1	3	23.9	24.3	23.5	0.0	25.5
		1	5	23.7	24.2	23.4	0.0	25.5
		3	0	23.9	24.1	23.2	0.0	25.5
		3	1	23.9	24.2	23.1	0.0	25.5
		3	3	23.8	24.2	23.0	0.0	25.5
		6	0	22.9	23.2	22.1	1.0	24.5
	16QAM	1	0	22.9	23.4	22.4	1.0	24.5
		1	3	22.9	23.5	22.4	1.0	24.5
		1	5	22.9	23.4	22.3	1.0	24.5
		3	0	23.1	23.3	22.2	1.0	24.5
		3	1	23.1	23.3	22.3	1.0	24.5
		3	3	23.1	23.4	22.2	1.0	24.5
		6	0	22.2	22.3	21.1	2.0	23.5
	64QAM	1	0	21.4	22.3	21.0	2.0	23.5
		1	3	21.4	22.3	21.0	2.0	23.5
		1	5	21.3	22.2	21.0	2.0	23.5
		3	0	21.6	22.3	21.0	2.0	23.5
		3	1	21.6	22.3	21.0	2.0	23.5
		3	3	21.6	22.3	21.0	2.0	23.5
		6	0	20.2	21.5	21.0	3.0	22.5
	256QAM	1	0	18.9	19.2	18.6	5.0	20.5
		1	3	19.1	19.4	18.7	5.0	20.5
		1	5	18.9	19.2	18.5	5.0	20.5
		3	0	19.0	19.1	18.5	5.0	20.5
		3	1	19.0	19.0	18.5	5.0	20.5
		3	3	19.0	19.1	18.5	5.0	20.5
		6	0	19.0	19.0	18.4	5.0	20.5

This report shall not be reproduced except in full, without the written approval of UL Korea, Ltd.

LTE Band 5 Measured Results

BW (MHz)	Mode	RB Allocation	RB offset	M1 Ant. Maximum Average Power (dBm) Measured Pwr (dBm) 20450 829 MHz	20525 836.5 MHz	20600 844 MHz	MPR	Tune-up Limit	M2 Ant. Maximum Average Power (dBm) Measured Pwr (dBm) 20450 829 MHz	20525 836.5 MHz	20600 844 MHz	MPR	Tune-up Limit
10 MHz	QPSK	1	0	[redacted]	24.3	[redacted]	0.0	25.8	[redacted]	22.6	[redacted]	0.0	23.8
		1	25	[redacted]	24.3	[redacted]	0.0	25.8	[redacted]	22.7	[redacted]	0.0	23.8
		1	49	[redacted]	24.3	[redacted]	0.0	25.8	[redacted]	22.6	[redacted]	0.0	23.8
		25	0	[redacted]	23.3	[redacted]	1.0	24.8	[redacted]	21.7	[redacted]	1.0	22.8
		25	12	[redacted]	23.3	[redacted]	1.0	24.8	[redacted]	21.8	[redacted]	1.0	22.8
		25	25	[redacted]	23.4	[redacted]	1.0	24.8	[redacted]	21.8	[redacted]	1.0	22.8
		50	0	[redacted]	23.2	[redacted]	1.0	24.8	[redacted]	21.7	[redacted]	1.0	22.8
	16QAM	1	0	[redacted]	23.7	[redacted]	1.0	24.8	[redacted]	21.8	[redacted]	1.0	22.8
		1	25	[redacted]	23.7	[redacted]	1.0	24.8	[redacted]	21.7	[redacted]	1.0	22.8
		1	49	[redacted]	23.7	[redacted]	1.0	24.8	[redacted]	21.8	[redacted]	1.0	22.8
		25	0	[redacted]	22.4	[redacted]	2.0	23.8	[redacted]	20.9	[redacted]	2.0	21.8
		25	12	[redacted]	22.3	[redacted]	2.0	23.8	[redacted]	20.9	[redacted]	2.0	21.8
		25	25	[redacted]	22.4	[redacted]	2.0	23.8	[redacted]	20.9	[redacted]	2.0	21.8
		50	0	[redacted]	22.3	[redacted]	2.0	23.8	[redacted]	20.7	[redacted]	2.0	21.8
	64QAM	1	0	[redacted]	22.6	[redacted]	2.0	23.8	[redacted]	21.0	[redacted]	2.0	21.8
		1	25	[redacted]	22.7	[redacted]	2.0	23.8	[redacted]	21.0	[redacted]	2.0	21.8
		1	49	[redacted]	22.6	[redacted]	2.0	23.8	[redacted]	21.0	[redacted]	2.0	21.8
		25	0	[redacted]	21.4	[redacted]	3.0	22.8	[redacted]	20.0	[redacted]	3.0	20.8
		25	12	[redacted]	21.4	[redacted]	3.0	22.8	[redacted]	20.0	[redacted]	3.0	20.8
		25	25	[redacted]	21.4	[redacted]	3.0	22.8	[redacted]	20.0	[redacted]	3.0	20.8
		50	0	[redacted]	21.2	[redacted]	3.0	22.8	[redacted]	19.8	[redacted]	3.0	20.8
	256QAM	1	0	[redacted]	19.3	[redacted]	5.0	20.8	[redacted]	17.5	[redacted]	5.0	18.8
		1	25	[redacted]	19.6	[redacted]	5.0	20.8	[redacted]	17.8	[redacted]	5.0	18.8
		1	49	[redacted]	19.3	[redacted]	5.0	20.8	[redacted]	17.5	[redacted]	5.0	18.8
		25	0	[redacted]	19.1	[redacted]	5.0	20.8	[redacted]	17.9	[redacted]	5.0	18.8
		25	12	[redacted]	19.2	[redacted]	5.0	20.8	[redacted]	17.9	[redacted]	5.0	18.8
		25	25	[redacted]	19.1	[redacted]	5.0	20.8	[redacted]	17.9	[redacted]	5.0	18.8
		50	0	[redacted]	19.1	[redacted]	5.0	20.8	[redacted]	17.8	[redacted]	5.0	18.8

BW (MHz)	Mode	RB Allocation	RB offset	Measured Pwr (dBm) 20425 826.5 MHz	20525 836.5 MHz	20625 846.5 MHz	MPR	Tune-up Limit	Measured Pwr (dBm) 20425 826.5 MHz	20525 836.5 MHz	20625 846.5 MHz	MPR	Tune-up Limit
5 MHz	QPSK	1	0	24.0	24.3	24.1	0.0	25.8	22.4	22.8	22.6	0.0	23.8
		1	12	24.2	24.4	24.3	0.0	25.8	22.6	22.8	22.7	0.0	23.8
		1	24	24.2	24.3	24.2	0.0	25.8	22.7	22.8	22.7	0.0	23.8
		12	0	23.1	23.3	23.3	1.0	24.8	21.6	21.8	21.7	1.0	22.8
		12	7	23.2	23.4	23.4	1.0	24.8	21.7	21.8	21.9	1.0	22.8
		12	13	23.2	23.3	23.3	1.0	24.8	21.7	21.8	21.9	1.0	22.8
		25	0	23.2	23.3	23.4	1.0	24.8	21.7	21.8	21.8	1.0	22.8
	16QAM	1	0	23.2	23.4	23.8	1.0	24.8	21.6	21.9	22.2	1.0	22.8
		1	12	23.4	23.5	23.9	1.0	24.8	21.8	22.0	22.4	1.0	22.8
		1	24	23.4	23.5	23.9	1.0	24.8	21.9	21.9	22.3	1.0	22.8
		12	0	22.2	22.3	22.4	2.0	23.8	20.6	20.8	20.9	2.0	21.8
		12	7	22.3	22.5	22.5	2.0	23.8	20.8	20.9	21.0	2.0	21.8
		12	13	22.3	22.4	22.5	2.0	23.8	20.8	20.9	21.0	2.0	21.8
		25	0	22.2	22.3	22.4	2.0	23.8	20.6	20.8	20.9	2.0	21.8
	64QAM	1	0	22.4	22.2	22.6	2.0	23.8	20.8	21.3	21.2	2.0	21.8
		1	12	22.6	22.3	22.7	2.0	23.8	21.0	21.2	21.3	2.0	21.8
		1	24	22.6	22.3	22.7	2.0	23.8	21.1	21.2	21.2	2.0	21.8
		12	0	21.3	21.4	21.3	3.0	22.8	19.7	19.8	19.8	3.0	20.8
		12	7	21.4	21.5	21.4	3.0	22.8	19.8	19.9	19.9	3.0	20.8
		12	13	21.4	21.5	21.4	3.0	22.8	19.8	19.9	20.0	3.0	20.8
		25	0	21.4	21.3	21.4	3.0	22.8	19.7	19.8	20.0	3.0	20.8
	256QAM	1	0	19.2	18.8	19.1	5.0	20.8	17.5	18.0	18.0	5.0	18.8
		1	12	19.3	18.9	19.2	5.0	20.8	17.7	18.1	18.1	5.0	18.8
		1	24	19.2	18.8	19.2	5.0	20.8	17.8	18.0	18.1	5.0	18.8
		12	0	19.1	19.1	19.1	5.0	20.8	17.6	17.9	17.9	5.0	18.8
		12	7	19.3	19.2	19.2	5.0	20.8	17.7	18.0	18.0	5.0	18.8
		12	13	19.2	19.2	19.1	5.0	20.8	17.7	18.0	18.0	5.0	18.8
		25	0	19.2	19.2	19.1	5.0	20.8	17.7	17.9	18.0	5.0	18.8

This report shall not be reproduced except in full, without the written approval of UL Korea, Ltd.

LTE Band 5 Measured Results (Continued)

BW (MHz)	Mode	RB Allocation	RB offset	M1 Ant. Measured Pwr (dBm) 20415 825.5 MHz	20525 836.5 MHz	20635 847.5 MHz	MPR	Tune-up Limit	M2 Ant. Measured Pwr (dBm) 20415 825.5 MHz	20525 836.5 MHz	20635 847.5 MHz	MPR	Tune-up Limit
3 MHz	QPSK	1	0	24.0	24.2	24.2	0.0	25.8	22.4	22.7	22.6	0.0	23.8
		1	8	24.1	24.2	24.2	0.0	25.8	22.6	22.8	22.7	0.0	23.8
		1	14	24.1	24.2	24.3	0.0	25.8	22.6	22.8	22.7	0.0	23.8
		8	0	23.0	23.3	23.3	1.0	24.8	21.5	21.8	21.7	1.0	22.8
		8	4	23.2	23.4	23.4	1.0	24.8	21.6	21.8	21.8	1.0	22.8
		8	7	23.2	23.4	23.4	1.0	24.8	21.6	21.8	21.8	1.0	22.8
		15	0	23.1	23.3	23.3	1.0	24.8	21.6	21.8	21.8	1.0	22.8
	16QAM	1	0	23.4	23.3	23.2	1.0	24.8	21.4	22.1	21.8	1.0	22.8
		1	8	23.5	23.3	23.3	1.0	24.8	21.5	22.2	21.8	1.0	22.8
		1	14	23.5	23.3	23.3	1.0	24.8	21.7	22.2	21.8	1.0	22.8
		8	0	22.1	22.3	22.4	2.0	23.8	20.6	20.8	20.8	2.0	21.8
		8	4	22.2	22.4	22.5	2.0	23.8	20.7	20.9	20.9	2.0	21.8
		8	7	22.2	22.5	22.5	2.0	23.8	20.8	21.0	20.9	2.0	21.8
		15	0	22.1	22.3	22.4	2.0	23.8	20.7	20.9	20.8	2.0	21.8
	64QAM	1	0	22.1	22.6	22.6	2.0	23.8	20.7	21.0	21.0	2.0	21.8
		1	8	22.3	22.6	22.7	2.0	23.8	20.8	21.0	21.0	2.0	21.8
		1	14	22.3	22.6	22.6	2.0	23.8	20.8	21.0	21.0	2.0	21.8
		8	0	21.2	21.3	21.4	3.0	22.8	19.5	19.9	19.9	3.0	20.8
		8	4	21.3	21.4	21.5	3.0	22.8	19.6	20.0	20.0	3.0	20.8
		8	7	21.3	21.4	21.5	3.0	22.8	19.6	20.0	20.0	3.0	20.8
		15	0	21.3	21.5	21.3	3.0	22.8	19.6	20.0	20.0	3.0	20.8
	256QAM	1	0	19.1	19.5	18.9	5.0	20.8	17.5	17.6	17.8	5.0	18.8
		1	8	19.1	19.6	18.9	5.0	20.8	17.6	17.7	17.7	5.0	18.8
		1	14	19.2	19.6	18.8	5.0	20.8	17.7	17.8	17.7	5.0	18.8
		8	0	19.2	19.2	19.0	5.0	20.8	17.7	17.8	17.9	5.0	18.8
		8	4	19.3	19.2	19.0	5.0	20.8	17.8	17.9	17.9	5.0	18.8
		8	7	19.3	19.3	19.1	5.0	20.8	17.8	17.9	18.0	5.0	18.8
		15	0	19.3	19.2	19.2	5.0	20.8	17.7	18.1	18.0	5.0	18.8

BW (MHz)	Mode	RB Allocation	RB offset	Measured Pwr (dBm) 20407 824.7 MHz	20525 836.5 MHz	20643 848.3 MHz	MPR	Tune-up Limit	Measured Pwr (dBm) 20407 824.7 MHz	20525 836.5 MHz	20643 848.3 MHz	MPR	Tune-up Limit
1.4 MHz	QPSK	1	0	24.0	24.2	24.2	0.0	25.8	22.3	22.7	22.7	0.0	23.8
		1	3	24.1	24.3	24.3	0.0	25.8	22.5	22.8	22.7	0.0	23.8
		1	5	24.1	24.3	24.2	0.0	25.8	22.4	22.7	22.7	0.0	23.8
		3	0	24.0	24.1	24.2	0.0	25.8	22.3	22.6	22.7	0.0	23.8
		3	1	24.1	24.2	24.2	0.0	25.8	22.4	22.7	22.7	0.0	23.8
		3	3	24.1	24.2	24.2	0.0	25.8	22.4	22.7	22.7	0.0	23.8
		6	0	23.2	23.3	23.3	1.0	24.8	21.5	21.8	21.8	1.0	22.8
	16QAM	1	0	23.1	23.3	23.6	1.0	24.8	21.4	21.8	22.1	1.0	22.8
		1	3	23.2	23.5	23.6	1.0	24.8	21.6	21.9	22.1	1.0	22.8
		1	5	23.2	23.4	23.6	1.0	24.8	21.6	21.8	22.1	1.0	22.8
		3	0	23.3	23.2	23.4	1.0	24.8	21.6	21.8	21.9	1.0	22.8
		3	1	23.4	23.4	23.5	1.0	24.8	21.7	21.8	22.0	1.0	22.8
		3	3	23.4	23.4	23.5	1.0	24.8	21.7	21.9	22.0	1.0	22.8
		6	0	22.4	22.4	22.2	2.0	23.8	20.6	20.9	20.7	2.0	21.8
	64QAM	1	0	22.6	22.4	22.5	2.0	23.8	20.8	20.7	21.2	2.0	21.8
		1	3	22.7	22.5	22.5	2.0	23.8	20.9	20.6	21.3	2.0	21.8
		1	5	22.6	22.4	22.6	2.0	23.8	20.9	20.7	21.2	2.0	21.8
		3	0	22.4	22.4	22.2	2.0	23.8	20.5	20.6	21.1	2.0	21.8
		3	1	22.6	22.5	22.3	2.0	23.8	20.6	20.7	21.2	2.0	21.8
		3	3	22.6	22.5	22.3	2.0	23.8	20.6	20.6	21.2	2.0	21.8
		6	0	21.2	21.7	21.4	3.0	22.8	19.7	20.4	19.8	3.0	20.8
	256QAM	1	0	19.3	19.1	19.1	5.0	20.8	17.6	17.5	17.9	5.0	18.8
		1	3	19.4	19.2	19.2	5.0	20.8	17.8	17.8	18.0	5.0	18.8
		1	5	19.3	19.1	19.1	5.0	20.8	17.6	18.0	17.9	5.0	18.8
		3	0	19.2	19.2	18.9	5.0	20.8	17.6	17.8	17.8	5.0	18.8
		3	1	19.2	19.2	19.0	5.0	20.8	17.8	17.9	17.9	5.0	18.8
		3	3	19.2	19.2	19.0	5.0	20.8	17.7	17.9	17.8	5.0	18.8
		6	0	19.1	19.2	18.9	5.0	20.8	17.7	17.8	17.8	5.0	18.8

This report shall not be reproduced except in full, without the written approval of UL Korea, Ltd.

LTE Band 12 Measured Results

BW (MHz)	Mode	RB Allocation	RB offset	Maximum Average Power (dBm)				
				Measured Pwr (dBm)			MPR	Tune-up Limit
				23060	23095	23130		
				704 MHz	707.5 MHz	711 MHz		
10 MHz	QPSK	1	0		23.8		0.0	25.8
		1	25		23.7		0.0	25.8
		1	49		23.7		0.0	25.8
		25	0		22.8		1.0	24.8
		25	12		22.7		1.0	24.8
		25	25		22.7		1.0	24.8
		50	0		22.8		1.0	24.8
	16QAM	1	0		22.9		1.0	24.8
		1	25		22.7		1.0	24.8
		1	49		22.7		1.0	24.8
		25	0		21.8		2.0	23.8
		25	12		21.9		2.0	23.8
		25	25		21.8		2.0	23.8
		50	0		21.8		2.0	23.8
	64QAM	1	0		22.2		2.0	23.8
		1	25		22.1		2.0	23.8
		1	49		22.1		2.0	23.8
		25	0		20.8		3.0	22.8
		25	12		20.9		3.0	22.8
		25	25		20.8		3.0	22.8
		50	0		20.8		3.0	22.8
	256QAM	1	0		19.1		5.0	20.8
		1	25		19.0		5.0	20.8
		1	49		18.7		5.0	20.8
		25	0		18.8		5.0	20.8
		25	12		19.0		5.0	20.8
		25	25		18.9		5.0	20.8
		50	0		18.8		5.0	20.8

BW (MHz)	Mode	RB Allocation	RB offset	Measured Pwr (dBm)			MPR	Tune-up Limit
				23035	23095	23155		
				701.5 MHz	707.5 MHz	713.5 MHz		
5 MHz	QPSK	1	0	23.8	23.8	23.7	0.0	25.8
		1	12	23.8	23.8	23.8	0.0	25.8
		1	24	23.8	23.8	23.8	0.0	25.8
		12	0	22.9	22.8	22.9	1.0	24.8
		12	7	22.9	22.7	22.8	1.0	24.8
		12	13	22.9	22.8	22.9	1.0	24.8
		25	0	22.9	22.8	22.8	1.0	24.8
	16QAM	1	0	23.0	23.0	23.3	1.0	24.8
		1	12	23.1	23.0	23.4	1.0	24.8
		1	24	23.1	22.9	23.3	1.0	24.8
		12	0	22.0	21.9	22.0	2.0	23.8
		12	7	22.0	21.9	22.0	2.0	23.8
		12	13	21.9	21.9	22.0	2.0	23.8
		25	0	21.9	21.8	21.9	2.0	23.8
	64QAM	1	0	22.2	22.1	22.0	2.0	23.8
		1	12	22.2	22.1	22.2	2.0	23.8
		1	24	22.2	22.0	22.1	2.0	23.8
		12	0	20.9	20.8	20.8	3.0	22.8
		12	7	20.9	20.8	20.9	3.0	22.8
		12	13	20.9	20.8	20.9	3.0	22.8
		25	0	20.9	20.8	20.8	3.0	22.8
	256QAM	1	0	19.1	19.0	18.5	5.0	20.8
		1	12	19.1	19.0	18.6	5.0	20.8
		1	24	19.1	18.9	18.9	5.0	20.8
		12	0	19.1	18.8	18.8	5.0	20.8
		12	7	19.0	18.8	18.8	5.0	20.8
		12	13	19.0	18.9	18.9	5.0	20.8
		25	0	19.0	18.8	18.8	5.0	20.8

This report shall not be reproduced except in full, without the written approval of UL Korea, Ltd.

LTE Band 12 Measured Results (Continued)

BW (MHz)	Mode	RB Allocation	RB offset	Measured Pwr (dBm)			MPR	Tune-up Limit
				23025	23095	23165		
				700.5 MHz	707.5 MHz	714.5 MHz		
3 MHz	QPSK	1	0	23.8	23.7	23.8	0.0	25.8
		1	8	23.7	23.7	23.8	0.0	25.8
		1	14	23.7	23.7	23.8	0.0	25.8
		8	0	22.9	22.8	22.8	1.0	24.8
		8	4	22.9	22.8	22.9	1.0	24.8
		8	7	22.9	22.8	22.9	1.0	24.8
		15	0	22.9	22.8	22.9	1.0	24.8
	16QAM	1	0	22.9	22.9	23.2	1.0	24.8
		1	8	22.9	22.8	23.2	1.0	24.8
		1	14	22.9	22.7	23.2	1.0	24.8
		8	0	22.0	21.9	21.9	2.0	23.8
		8	4	22.0	21.9	22.0	2.0	23.8
		8	7	21.9	22.0	22.0	2.0	23.8
		15	0	21.9	21.9	21.9	2.0	23.8
	64QAM	1	0	22.1	21.9	22.1	2.0	23.8
		1	8	22.0	21.9	22.1	2.0	23.8
		1	14	22.0	21.9	22.1	2.0	23.8
		8	0	21.0	20.8	20.9	3.0	22.8
		8	4	21.0	20.8	21.0	3.0	22.8
		8	7	21.0	20.9	21.0	3.0	22.8
		15	0	21.0	20.9	20.9	3.0	22.8
	256QAM	1	0	18.8	18.5	18.8	5.0	20.8
		1	8	18.7	18.6	18.9	5.0	20.8
		1	14	18.7	18.6	18.8	5.0	20.8
		8	0	18.9	18.7	18.9	5.0	20.8
		8	4	18.9	18.7	19.0	5.0	20.8
		8	7	19.0	18.8	19.0	5.0	20.8
		15	0	19.1	18.9	18.9	5.0	20.8

BW (MHz)	Mode	RB Allocation	RB offset	Measured Pwr (dBm)			MPR	Tune-up Limit
				23017	23095	23173		
				699.7 MHz	707.5 MHz	715.3 MHz		
1.4 MHz	QPSK	1	0	23.8	23.6	23.7	0.0	25.8
		1	3	23.8	23.7	23.8	0.0	25.8
		1	5	23.8	23.6	23.7	0.0	25.8
		3	0	23.8	23.6	23.6	0.0	25.8
		3	1	23.8	23.7	23.7	0.0	25.8
		3	3	23.8	23.7	23.7	0.0	25.8
		6	0	22.8	22.6	22.8	1.0	24.8
	16QAM	1	0	23.2	22.7	22.8	1.0	24.8
		1	3	23.2	22.8	22.9	1.0	24.8
		1	5	23.2	22.7	22.9	1.0	24.8
		3	0	23.0	22.9	22.7	1.0	24.8
		3	1	23.1	22.9	22.8	1.0	24.8
		3	3	23.1	23.0	22.9	1.0	24.8
		6	0	21.7	21.8	21.9	2.0	23.8
	64QAM	1	0	22.3	21.9	21.6	2.0	23.8
		1	3	22.4	22.0	21.6	2.0	23.8
		1	5	22.3	22.0	21.6	2.0	23.8
		3	0	22.2	21.7	21.6	2.0	23.8
		3	1	22.2	21.8	21.6	2.0	23.8
		3	3	22.2	21.8	21.6	2.0	23.8
		6	0	20.9	20.8	21.6	3.0	22.8
	256QAM	1	0	19.0	18.8	18.9	5.0	20.8
		1	3	19.1	19.0	19.0	5.0	20.8
		1	5	19.0	18.7	18.9	5.0	20.8
		3	0	18.8	18.8	18.7	5.0	20.8
		3	1	18.9	18.9	18.8	5.0	20.8
		3	3	18.9	18.9	18.8	5.0	20.8
		6	0	18.8	18.8	18.7	5.0	20.8

This report shall not be reproduced except in full, without the written approval of UL Korea, Ltd.

LTE Band 13 Measured Results

BW (MHz)	Mode	RB Allocation	RB offset	Maximum Average Power (dBm)			MPR	Tune-up Limit
				Measured Pwr (dBm)				
					23230			
					782 MHz			
10 MHz	QPSK	1	0		24.1		0.0	25.8
		1	25		24.1		0.0	25.8
		1	49		24.1		0.0	25.8
		25	0		23.2		1.0	24.8
		25	12		23.2		1.0	24.8
		25	25		23.2		1.0	24.8
		50	0		23.1		1.0	24.8
	16QAM	1	0		23.3		1.0	24.8
		1	25		23.3		1.0	24.8
		1	49		23.2		1.0	24.8
		25	0		22.3		2.0	23.8
		25	12		22.4		2.0	23.8
		25	25		22.4		2.0	23.8
		50	0		22.2		2.0	23.8
	64QAM	1	0		22.6		2.0	23.8
		1	25		22.7		2.0	23.8
		1	49		22.6		2.0	23.8
		25	0		21.4		3.0	22.8
		25	12		21.4		3.0	22.8
		25	25		21.4		3.0	22.8
		50	0		21.3		3.0	22.8
	256QAM	1	0		19.5		5.0	20.8
		1	25		19.6		5.0	20.8
		1	49		19.3		5.0	20.8
		25	0		19.9		5.0	20.8
		25	12		19.9		5.0	20.8
		25	25		19.8		5.0	20.8
		50	0		19.8		5.0	20.8

BW (MHz)	Mode	RB Allocation	RB offset	Measured Pwr (dBm)			MPR	Tune-up Limit
				23205	23230	23255		
				779.5 MHz	782 MHz	784.5 MHz		
5 MHz	QPSK	1	0		24.2		0.0	25.8
		1	12		24.3		0.0	25.8
		1	24		24.2		0.0	25.8
		12	0		23.2		1.0	24.8
		12	7		23.3		1.0	24.8
		12	13		23.3		1.0	24.8
		25	0		23.2		1.0	24.8
	16QAM	1	0		23.4		1.0	24.8
		1	12		23.4		1.0	24.8
		1	24		23.4		1.0	24.8
		12	0		22.3		2.0	23.8
		12	7		22.3		2.0	23.8
		12	13		22.3		2.0	23.8
		25	0		22.2		2.0	23.8
	64QAM	1	0		22.5		2.0	23.8
		1	12		22.6		2.0	23.8
		1	24		22.5		2.0	23.8
		12	0		21.2		3.0	22.8
		12	7		21.3		3.0	22.8
		12	13		21.3		3.0	22.8
		25	0		21.3		3.0	22.8
	256QAM	1	0		19.6		5.0	20.8
		1	12		19.6		5.0	20.8
		1	24		19.6		5.0	20.8
		12	0		19.9		5.0	20.8
		12	7		19.9		5.0	20.8
		12	13		19.9		5.0	20.8
		25	0		19.9		5.0	20.8

This report shall not be reproduced except in full, without the written approval of UL Korea, Ltd.

LTE Band 25 Measured Results

BW (MHz)	Mode	RB Allocation	RB offset	Maximum Average Power (dBm)				
				Measured Pwr (dBm)			MPR	Tune-up Limit
				26140	26365	26590		
				1860 MHz	1882.5 MHz	1905 MHz		
20 MHz	QPSK	1	0	22.2	22.5	22.3	0.0	23.5
		1	49	22.2	22.6	22.2	0.0	23.5
		1	99	22.3	22.5	21.5	0.0	23.5
		50	0	21.3	21.6	21.4	1.0	22.5
		50	24	21.3	21.7	21.3	1.0	22.5
		50	50	21.3	21.5	21.2	1.0	22.5
		100	0	21.2	21.5	21.3	1.0	22.5
	16QAM	1	0	21.9	22.0	21.8	1.0	22.5
		1	49	21.7	22.0	21.6	1.0	22.5
		1	99	21.9	21.9	21.1	1.0	22.5
		50	0	20.3	20.6	20.3	2.0	21.5
		50	24	20.3	20.7	20.3	2.0	21.5
		50	50	20.3	20.5	20.1	2.0	21.5
		100	0	20.3	20.4	20.2	2.0	21.5
	64QAM	1	0	20.7	20.2	20.2	2.0	21.5
		1	49	20.6	20.2	20.2	2.0	21.5
		1	99	20.7	20.2	20.2	2.0	21.5
		50	0	19.1	19.9	19.6	3.0	20.5
		50	24	19.1	19.9	19.6	3.0	20.5
		50	50	19.1	19.8	19.4	3.0	20.5
		100	0	18.9	19.7	19.5	3.0	20.5
	256QAM	1	0	16.9	16.8	16.9	5.0	18.5
		1	49	17.2	17.2	17.2	5.0	18.5
		1	99	17.0	16.8	16.7	5.0	18.5
		50	0	16.9	17.2	17.0	5.0	18.5
		50	24	17.1	17.4	17.0	5.0	18.5
		50	50	17.0	17.2	16.9	5.0	18.5
		100	0	16.9	17.2	16.9	5.0	18.5
BW (MHz)	Mode	RB Allocation	RB offset	Measured Pwr (dBm)			MPR	Tune-up Limit
				26115	26365	26615		
				1857.5 MHz	1882.5 MHz	1907.5 MHz		
15 MHz	QPSK	1	0	22.0	22.5	22.2	0.0	23.5
		1	37	22.2	22.5	22.1	0.0	23.5
		1	74	22.1	22.3	21.9	0.0	23.5
		36	0	21.2	21.4	21.2	1.0	22.5
		36	20	21.2	21.6	21.2	1.0	22.5
		36	39	21.2	21.5	21.1	1.0	22.5
		75	0	21.2	21.4	21.2	1.0	22.5
	16QAM	1	0	21.5	21.5	21.7	1.0	22.5
		1	37	21.6	21.5	21.6	1.0	22.5
		1	74	21.6	21.3	21.4	1.0	22.5
		36	0	20.2	20.4	20.2	2.0	21.5
		36	20	20.2	20.6	20.2	2.0	21.5
		36	39	20.2	20.4	20.1	2.0	21.5
		75	0	20.2	20.4	20.2	2.0	21.5
	64QAM	1	0	19.9	20.7	20.0	2.0	21.5
		1	37	20.1	20.7	20.0	2.0	21.5
		1	74	20.0	20.7	20.0	2.0	21.5
		36	0	19.0	19.8	19.6	3.0	20.5
		36	20	19.1	19.9	19.7	3.0	20.5
		36	39	19.1	19.8	19.5	3.0	20.5
		75	0	19.0	19.8	19.5	3.0	20.5
	256QAM	1	0	16.6	17.3	17.3	5.0	18.5
		1	37	16.8	17.5	17.3	5.0	18.5
		1	74	16.8	17.3	17.1	5.0	18.5
		36	0	17.0	17.1	16.9	5.0	18.5
		36	20	17.1	17.3	17.0	5.0	18.5
		36	39	17.0	17.2	16.9	5.0	18.5
		75	0	17.0	17.2	17.0	5.0	18.5

This report shall not be reproduced except in full, without the written approval of UL Korea, Ltd.

LTE Band 25 Measured Results (Continued)

BW (MHz)	Mode	RB Allocation	RB offset	Measured Pwr (dBm)			MPR	Tune-up Limit
				26065	26365	26665		
				1852.5 MHz	1882.5 MHz	1912.5 MHz		
5 MHz	QPSK	1	0	22.1	22.5	22.1	0.0	23.5
		1	12	22.1	22.4	22.1	0.0	23.5
		1	24	22.1	22.4	21.8	0.0	23.5
		12	0	21.2	21.5	21.0	1.0	22.5
		12	7	21.2	21.6	21.1	1.0	22.5
		12	13	21.3	21.5	21.1	1.0	22.5
		25	0	21.2	21.5	21.1	1.0	22.5
	16QAM	1	0	21.7	21.6	21.3	1.0	22.5
		1	12	21.7	21.6	21.2	1.0	22.5
		1	24	21.8	21.6	20.9	1.0	22.5
		12	0	20.3	20.5	20.2	2.0	21.5
		12	7	20.4	20.6	20.2	2.0	21.5
		12	13	20.4	20.6	20.2	2.0	21.5
		25	0	20.3	20.4	20.1	2.0	21.5
	64QAM	1	0	20.4	20.6	20.0	2.0	21.5
		1	12	20.4	20.6	20.0	2.0	21.5
		1	24	20.4	20.6	20.0	2.0	21.5
		12	0	19.0	19.8	19.3	3.0	20.5
		12	7	19.1	19.9	19.4	3.0	20.5
		12	13	19.1	19.9	19.3	3.0	20.5
		25	0	19.1	19.8	19.4	3.0	20.5
	256QAM	1	0	17.2	17.3	16.6	5.0	18.5
		1	12	17.2	17.4	16.6	5.0	18.5
		1	24	17.2	17.3	16.6	5.0	18.5
		12	0	17.1	17.3	16.9	5.0	18.5
		12	7	17.1	17.4	16.9	5.0	18.5
		12	13	17.1	17.3	16.9	5.0	18.5
		25	0	17.1	17.4	17.0	5.0	18.5

BW (MHz)	Mode	RB Allocation	RB offset	Measured Pwr (dBm)			MPR	Tune-up Limit
				26055	26365	26675		
				1851.5 MHz	1882.5 MHz	1913.5 MHz		
3 MHz	QPSK	1	0	22.1	22.3	22.0	0.0	23.5
		1	8	22.1	22.4	22.0	0.0	23.5
		1	14	22.2	22.4	21.5	0.0	23.5
		8	0	21.3	21.5	21.1	1.0	22.5
		8	4	21.4	21.5	21.1	1.0	22.5
		8	7	21.4	21.6	21.1	1.0	22.5
		15	0	21.3	21.5	21.1	1.0	22.5
	16QAM	1	0	21.3	21.4	21.5	1.0	22.5
		1	8	21.3	21.3	21.4	1.0	22.5
		1	14	21.3	21.3	21.0	1.0	22.5
		8	0	20.3	20.6	20.1	2.0	21.5
		8	4	20.4	20.6	20.2	2.0	21.5
		8	7	20.4	20.6	20.2	2.0	21.5
		15	0	20.2	20.5	20.1	2.0	21.5
	64QAM	1	0	20.2	20.5	19.9	2.0	21.5
		1	8	20.2	20.5	19.8	2.0	21.5
		1	14	20.3	20.5	19.8	2.0	21.5
		8	0	19.2	19.9	19.7	3.0	20.5
		8	4	19.2	19.9	19.7	3.0	20.5
		8	7	19.2	19.9	19.7	3.0	20.5
		15	0	19.2	19.8	19.7	3.0	20.5
	256QAM	1	0	16.9	17.3	17.4	5.0	18.5
		1	8	16.9	17.3	17.3	5.0	18.5
		1	14	16.9	17.3	17.3	5.0	18.5
		8	0	17.0	17.5	17.0	5.0	18.5
		8	4	17.1	17.5	17.0	5.0	18.5
		8	7	17.1	17.5	17.1	5.0	18.5
		15	0	17.2	17.4	17.0	5.0	18.5

This report shall not be reproduced except in full, without the written approval of UL Korea, Ltd.

LTE Band 25 Measured Results (Continued)

BW (MHz)	Mode	RB Allocation	RB offset	Measured Pwr (dBm)			MPR	Tune-up Limit
				26055	26365	26675		
				1851.5 MHz	1882.5 MHz	1913.5 MHz		
3 MHz	QPSK	1	0	22.1	22.3	22.0	0.0	23.5
		1	8	22.1	22.4	22.0	0.0	23.5
		1	14	22.2	22.4	21.5	0.0	23.5
		8	0	21.3	21.5	21.1	1.0	22.5
		8	4	21.4	21.5	21.1	1.0	22.5
		8	7	21.4	21.6	21.1	1.0	22.5
		15	0	21.3	21.5	21.1	1.0	22.5
	16QAM	1	0	21.3	21.4	21.5	1.0	22.5
		1	8	21.3	21.3	21.4	1.0	22.5
		1	14	21.3	21.3	21.0	1.0	22.5
		8	0	20.3	20.6	20.1	2.0	21.5
		8	4	20.4	20.6	20.2	2.0	21.5
		8	7	20.4	20.6	20.2	2.0	21.5
		15	0	20.2	20.5	20.1	2.0	21.5
	64QAM	1	0	20.2	20.5	19.9	2.0	21.5
		1	8	20.2	20.5	19.8	2.0	21.5
		1	14	20.3	20.5	19.8	2.0	21.5
		8	0	19.2	19.9	19.7	3.0	20.5
		8	4	19.2	19.9	19.7	3.0	20.5
		8	7	19.2	19.9	19.7	3.0	20.5
		15	0	19.2	19.8	19.7	3.0	20.5
	256QAM	1	0	16.9	17.3	17.4	5.0	18.5
		1	8	16.9	17.3	17.3	5.0	18.5
		1	14	16.9	17.3	17.3	5.0	18.5
		8	0	17.0	17.5	17.0	5.0	18.5
		8	4	17.1	17.5	17.0	5.0	18.5
		8	7	17.1	17.5	17.1	5.0	18.5
		15	0	17.2	17.4	17.0	5.0	18.5

BW (MHz)	Mode	RB Allocation	RB offset	Measured Pwr (dBm)			MPR	Tune-up Limit
				26047	26365	26683		
				1850.7 MHz	1882.5 MHz	1914.3 MHz		
1.4 MHz	QPSK	1	0	22.1	22.3	21.8	0.0	23.5
		1	3	22.1	22.4	21.5	0.0	23.5
		1	5	22.1	22.3	21.1	0.0	23.5
		3	0	22.1	22.3	21.4	0.0	23.5
		3	1	22.2	22.4	21.2	0.0	23.5
		3	3	22.1	22.4	21.1	0.0	23.5
		6	0	21.2	21.4	20.4	1.0	22.5
	16QAM	1	0	21.6	21.4	20.7	1.0	22.5
		1	3	21.6	21.5	20.5	1.0	22.5
		1	5	21.6	21.4	20.3	1.0	22.5
		3	0	21.4	21.6	20.6	1.0	22.5
		3	1	21.4	21.6	20.6	1.0	22.5
		3	3	21.4	21.6	20.5	1.0	22.5
		6	0	20.2	20.6	19.8	2.0	21.5
	64QAM	1	0	20.6	20.3	19.4	2.0	21.5
		1	3	20.7	20.3	19.3	2.0	21.5
		1	5	20.6	20.3	19.2	2.0	21.5
		3	0	20.5	20.3	19.2	2.0	21.5
		3	1	20.5	20.3	19.2	2.0	21.5
		3	3	20.5	20.2	19.2	2.0	21.5
		6	0	19.2	19.7	19.2	3.0	20.5
	256QAM	1	0	17.3	17.1	16.7	5.0	18.5
		1	3	17.4	17.6	16.7	5.0	18.5
		1	5	17.3	17.4	16.7	5.0	18.5
		3	0	17.2	17.3	16.7	5.0	18.5
		3	1	17.2	17.4	16.8	5.0	18.5
		3	3	17.2	17.4	16.8	5.0	18.5
		6	0	17.1	17.3	16.9	5.0	18.5

This report shall not be reproduced except in full, without the written approval of UL Korea, Ltd.

LTE Band 26 Measured Results

BW (MHz)	Mode	RB Allocation	RB offset	Maximum Average Power (dBm)				
				Measured Pwr (dBm)			MPR	Tune-up Limit
				26765	26865	26965		
				821.5 MHz	831.5 MHz	841.5 MHz		
15 MHz	QPSK	1	0		24.0		0.0	25.8
		1	37		24.1		0.0	25.8
		1	74		24.2		0.0	25.8
		36	0		23.2		1.0	24.8
		36	20		23.2		1.0	24.8
		36	39		23.2		1.0	24.8
		75	0		23.1		1.0	24.8
	16QAM	1	0		23.4		1.0	24.8
		1	37		23.5		1.0	24.8
		1	74		23.6		1.0	24.8
		36	0		22.0		2.0	23.8
		36	20		22.2		2.0	23.8
		36	39		22.2		2.0	23.8
		75	0		22.1		2.0	23.8
	64QAM	1	0		22.1		2.0	23.8
		1	37		22.3		2.0	23.8
		1	74		22.3		2.0	23.8
		36	0		21.1		3.0	22.8
		36	20		21.2		3.0	22.8
		36	39		21.3		3.0	22.8
		75	0		21.1		3.0	22.8
	256QAM	1	0		19.3		5.0	20.8
		1	37		19.5		5.0	20.8
		1	74		19.4		5.0	20.8
		36	0		19.1		5.0	20.8
		36	20		19.1		5.0	20.8
		36	39		19.1		5.0	20.8
		75	0		19.0		5.0	20.8

BW (MHz)	Mode	RB Allocation	RB offset	Measured Pwr (dBm)			MPR	Tune-up Limit
				26740	26865	26990		
				819 MHz	831.5 MHz	844 MHz		
10 MHz	QPSK	1	0	23.8	24.1	24.2	0.0	25.8
		1	25	23.9	24.1	24.3	0.0	25.8
		1	49	24.0	24.2	24.3	0.0	25.8
		25	0	22.9	23.1	23.1	1.0	24.8
		25	12	23.1	23.2	23.3	1.0	24.8
		25	25	23.1	23.2	23.3	1.0	24.8
		50	0	23.0	23.1	23.2	1.0	24.8
	16QAM	1	0	23.0	23.1	23.7	1.0	24.8
		1	25	23.0	23.2	23.7	1.0	24.8
		1	49	23.1	23.2	23.6	1.0	24.8
		25	0	22.0	22.1	22.2	2.0	23.8
		25	12	22.2	22.2	22.4	2.0	23.8
		25	25	22.2	22.3	22.3	2.0	23.8
		50	0	22.0	22.1	22.2	2.0	23.8
	64QAM	1	0	22.0	22.4	22.6	2.0	23.8
		1	25	22.1	22.5	22.7	2.0	23.8
		1	49	22.2	22.5	22.6	2.0	23.8
		25	0	20.9	21.2	21.2	3.0	22.8
		25	12	21.1	21.3	21.5	3.0	22.8
		25	25	21.1	21.3	21.4	3.0	22.8
		50	0	21.0	21.2	21.2	3.0	22.8
	256QAM	1	0	19.0	19.3	18.6	5.0	20.8
		1	25	19.3	19.7	18.9	5.0	20.8
		1	49	19.0	19.5	18.5	5.0	20.8
		25	0	19.2	19.1	19.0	5.0	20.8
		25	12	19.3	19.2	19.2	5.0	20.8
		25	25	19.3	19.2	19.1	5.0	20.8
		50	0	19.2	19.1	19.0	5.0	20.8

This report shall not be reproduced except in full, without the written approval of UL Korea, Ltd.

LTE Band 26 Measured Results (Continued)

BW (MHz)	Mode	RB Allocation	RB offset	Measured Pwr (dBm)			MPR	Tune-up Limit
				26715	26865	27015		
				816.5 MHz	831.5 MHz	846.5 MHz		
5 MHz	QPSK	1	0	23.8	24.2	24.3	0.0	25.8
		1	12	23.9	24.3	24.2	0.0	25.8
		1	24	24.0	24.3	24.2	0.0	25.8
		12	0	22.9	23.1	23.3	1.0	24.8
		12	7	23.0	23.2	23.3	1.0	24.8
		12	13	23.0	23.3	23.3	1.0	24.8
		25	0	23.0	23.2	23.3	1.0	24.8
	16QAM	1	0	23.0	23.3	23.8	1.0	24.8
		1	12	23.1	23.4	23.9	1.0	24.8
		1	24	23.2	23.5	23.9	1.0	24.8
		12	0	22.0	22.2	22.4	2.0	23.8
		12	7	22.0	22.3	22.5	2.0	23.8
		12	13	22.0	22.4	22.5	2.0	23.8
		25	0	21.9	22.2	22.3	2.0	23.8
	64QAM	1	0	22.1	22.4	22.3	2.0	23.8
		1	12	22.2	22.5	22.3	2.0	23.8
		1	24	22.3	22.6	22.2	2.0	23.8
		12	0	20.8	21.2	21.4	3.0	22.8
		12	7	20.9	21.4	21.4	3.0	22.8
		12	13	20.9	21.4	21.4	3.0	22.8
		25	0	20.9	21.2	21.3	3.0	22.8
	256QAM	1	0	19.3	18.8	19.1	5.0	20.8
		1	12	19.4	19.0	19.3	5.0	20.8
		1	24	19.4	18.9	19.2	5.0	20.8
		12	0	19.3	19.1	19.1	5.0	20.8
		12	7	19.4	19.2	19.2	5.0	20.8
		12	13	19.4	19.2	19.2	5.0	20.8
		25	0	19.4	19.2	19.0	5.0	20.8

BW (MHz)	Mode	RB Allocation	RB offset	Measured Pwr (dBm)			MPR	Tune-up Limit
				26705	26865	27025		
				815.5 MHz	831.5 MHz	847.5 MHz		
3 MHz	QPSK	1	0	23.7	24.1	24.3	0.0	25.8
		1	8	23.8	24.1	24.2	0.0	25.8
		1	14	23.9	24.2	24.2	0.0	25.8
		8	0	22.9	23.2	23.3	1.0	24.8
		8	4	23.0	23.2	23.3	1.0	24.8
		8	7	23.0	23.3	23.3	1.0	24.8
		15	0	23.0	23.2	23.3	1.0	24.8
	16QAM	1	0	22.9	23.1	23.7	1.0	24.8
		1	8	22.9	23.2	23.7	1.0	24.8
		1	14	23.0	23.2	23.7	1.0	24.8
		8	0	21.9	22.3	22.4	2.0	23.8
		8	4	22.1	22.3	22.4	2.0	23.8
		8	7	22.1	22.4	22.4	2.0	23.8
		15	0	21.9	22.3	22.3	2.0	23.8
	64QAM	1	0	21.9	22.4	22.6	2.0	23.8
		1	8	22.0	22.4	22.5	2.0	23.8
		1	14	22.0	22.5	22.6	2.0	23.8
		8	0	20.9	21.2	21.4	3.0	22.8
		8	4	21.0	21.2	21.4	3.0	22.8
		8	7	21.0	21.3	21.4	3.0	22.8
		15	0	21.0	21.2	21.3	3.0	22.8
	256QAM	1	0	19.2	19.6	18.9	5.0	20.8
		1	8	19.3	19.7	18.8	5.0	20.8
		1	14	19.3	19.7	18.7	5.0	20.8
		8	0	19.4	19.3	19.0	5.0	20.8
		8	4	19.4	19.3	19.0	5.0	20.8
		8	7	19.4	19.3	19.1	5.0	20.8
		15	0	19.4	19.2	19.2	5.0	20.8

This report shall not be reproduced except in full, without the written approval of UL Korea, Ltd.

LTE Band 26 Measured Results (Continued)

BW (MHz)	Mode	RB Allocation	RB offset	Measured Pwr (dBm)			MPR	Tune-up Limit
				26697	26865	27033		
				814.7 MHz	831.5 MHz	848.3 MHz		
1.4 MHz	QPSK	1	0	23.7	24.1	24.2	0.0	25.8
		1	3	23.8	24.2	24.2	0.0	25.8
		1	5	23.8	24.2	24.2	0.0	25.8
		3	0	23.7	24.1	24.1	0.0	25.8
		3	1	23.9	24.1	24.2	0.0	25.8
		3	3	23.8	24.1	24.2	0.0	25.8
		6	0	22.9	23.1	23.2	1.0	24.8
	16QAM	1	0	22.9	23.2	23.6	1.0	24.8
		1	3	22.9	23.4	23.6	1.0	24.8
		1	5	22.9	23.3	23.6	1.0	24.8
		3	0	23.0	23.2	23.4	1.0	24.8
		3	1	23.1	23.3	23.4	1.0	24.8
		3	3	23.1	23.3	23.5	1.0	24.8
		6	0	22.0	22.3	22.2	2.0	23.8
	64QAM	1	0	22.2	22.3	22.4	2.0	23.8
		1	3	22.4	22.4	22.5	2.0	23.8
		1	5	22.3	22.3	22.5	2.0	23.8
		3	0	22.2	22.3	22.2	2.0	23.8
		3	1	22.3	22.4	22.3	2.0	23.8
		3	3	22.3	22.4	22.3	2.0	23.8
		6	0	21.0	21.5	21.3	3.0	22.8
	256QAM	1	0	19.3	19.3	19.2	5.0	20.8
		1	3	19.5	19.5	19.3	5.0	20.8
		1	5	19.4	19.3	19.2	5.0	20.8
		3	0	19.2	19.1	18.9	5.0	20.8
		3	1	19.3	19.2	19.0	5.0	20.8
		3	3	19.3	19.2	19.0	5.0	20.8
		6	0	19.2	19.1	18.9	5.0	20.8

This report shall not be reproduced except in full, without the written approval of UL Korea, Ltd.

LTE Band 66 Measured Results

BW (MHz)	Mode	RB Allocation	RB offset	Maximum Average Power (dBm)				
				Measured Pwr (dBm)			MPR	Tune-up Limit
				132072	132322	132572		
				1720 MHz	1745 MHz	1770 MHz		
20 MHz	QPSK	1	0	23.3	23.6	23.4	0.0	25
		1	49	23.6	23.8	23.4	0.0	25
		1	99	23.5	23.4	23.0	0.0	25
		50	0	22.7	22.8	22.4	1.0	24
		50	24	22.9	22.9	22.6	1.0	24
		50	50	22.8	23.0	22.6	1.0	24
		100	0	22.7	22.9	22.5	1.0	24
	16QAM	1	0	22.7	23.0	22.7	1.0	24
		1	49	23.2	23.3	22.9	1.0	24
		1	99	23.1	23.0	22.5	1.0	24
		50	0	21.7	21.9	21.4	2.0	23
		50	24	21.9	22.1	21.7	2.0	23
		50	50	21.8	22.1	21.7	2.0	23
		100	0	21.7	22.0	21.6	2.0	23
	64QAM	1	0	20.7	21.6	21.2	2.0	23
		1	49	21.4	21.8	21.1	2.0	23
		1	99	21.4	21.6	20.9	2.0	23
		50	0	19.9	20.1	19.7	3.0	22
		50	24	20.0	20.2	20.0	3.0	22
		50	50	20.1	20.3	19.9	3.0	22
		100	0	20.0	20.1	19.8	3.0	22
	256QAM	1	0	18.4	18.8	18.9	5.0	20
		1	49	18.7	19.2	19.2	5.0	20
		1	99	18.6	18.9	18.9	5.0	20
		50	0	18.9	19.0	18.9	5.0	20
		50	24	19.0	19.0	19.0	5.0	20
		50	50	18.9	19.0	18.9	5.0	20
		100	0	18.9	18.9	18.9	5.0	20
BW (MHz)	Mode	RB Allocation	RB offset	Measured Pwr (dBm)			MPR	Tune-up Limit
				132047	132322	132597		
				1717.5 MHz	1745 MHz	1772.5 MHz		
15 MHz	QPSK	1	0	22.8	23.4	23.0	0.0	25
		1	37	23.0	23.5	23.3	0.0	25
		1	74	23.2	23.3	22.5	0.0	25
		36	0	22.2	22.6	22.3	1.0	24
		36	20	22.4	22.7	22.4	1.0	24
		36	39	22.4	22.7	22.3	1.0	24
		75	0	22.2	22.5	22.2	1.0	24
	16QAM	1	0	22.2	22.3	22.4	1.0	24
		1	37	22.5	22.4	22.7	1.0	24
		1	74	22.7	22.3	22.0	1.0	24
		36	0	21.3	21.7	21.4	2.0	23
		36	20	21.5	21.8	21.6	2.0	23
		36	39	21.5	21.8	21.4	2.0	23
		75	0	21.4	21.7	21.4	2.0	23
	64QAM	1	0	20.8	21.5	21.0	2.0	23
		1	37	20.8	21.6	21.2	2.0	23
		1	74	21.1	21.7	20.9	2.0	23
		36	0	19.6	20.1	19.8	3.0	22
		36	20	19.9	20.2	20.0	3.0	22
		36	39	20.0	20.2	20.1	3.0	22
		75	0	19.8	20.2	19.9	3.0	22
	256QAM	1	0	18.9	19.2	18.7	5.0	20
		1	37	19.0	19.4	18.8	5.0	20
		1	74	18.9	19.3	18.7	5.0	20
		36	0	18.8	19.0	19.0	5.0	20
		36	20	18.9	19.0	19.1	5.0	20
		36	39	18.9	19.0	19.0	5.0	20
		75	0	18.9	19.0	19.0	5.0	20

This report shall not be reproduced except in full, without the written approval of UL Korea, Ltd.

LTE Band 66 Measured Results (Continued)

BW (MHz)	Mode	RB Allocation	RB offset	Measured Pwr (dBm)			MPR	Tune-up Limit
				132022	132322	132622		
				1715 MHz	1745 MHz	1775 MHz		
10 MHz	QPSK	1	0	22.7	23.4	23.2	0.0	25
		1	25	23.1	23.5	23.1	0.0	25
		1	49	23.1	23.4	23.1	0.0	25
		25	0	22.1	22.6	22.4	1.0	24
		25	12	22.3	22.7	22.3	1.0	24
		25	25	22.3	22.7	22.0	1.0	24
		50	0	22.2	22.6	22.2	1.0	24
	16QAM	1	0	22.1	22.4	22.1	1.0	24
		1	25	22.5	22.6	22.2	1.0	24
		1	49	22.6	22.5	21.5	1.0	24
		25	0	21.2	21.8	21.5	2.0	23
		25	12	21.4	21.9	21.4	2.0	23
		25	25	21.5	21.9	21.2	2.0	23
		50	0	21.3	21.8	21.3	2.0	23
	64QAM	1	0	20.6	21.1	20.9	2.0	23
		1	25	20.7	21.3	21.2	2.0	23
		1	49	20.7	21.3	20.7	2.0	23
		25	0	19.5	20.2	20.0	3.0	22
		25	12	19.7	20.3	20.0	3.0	22
		25	25	19.8	20.3	19.9	3.0	22
		50	0	19.6	20.1	19.9	3.0	22
	256QAM	1	0	18.3	18.8	19.2	5.0	20
		1	25	18.7	19.1	19.5	5.0	20
		1	49	18.4	18.9	19.3	5.0	20
		25	0	18.8	19.0	19.0	5.0	20
		25	12	19.0	19.1	19.0	5.0	20
		25	25	18.8	19.1	19.0	5.0	20
		50	0	18.8	19.0	19.0	5.0	20

BW (MHz)	Mode	RB Allocation	RB offset	Measured Pwr (dBm)			MPR	Tune-up Limit
				131997	132322	132647		
				1712.5 MHz	1745 MHz	1777.5 MHz		
5 MHz	QPSK	1	0	22.8	23.7	23.1	0.0	25
		1	12	22.8	23.6	22.8	0.0	25
		1	24	23.0	23.6	22.9	0.0	25
		12	0	22.1	22.7	22.2	1.0	24
		12	7	22.2	22.8	22.1	1.0	24
		12	13	22.3	22.8	21.9	1.0	24
		25	0	22.0	22.6	22.0	1.0	24
	16QAM	1	0	21.9	22.7	22.7	1.0	24
		1	12	22.0	22.7	22.4	1.0	24
		1	24	22.2	22.7	22.1	1.0	24
		12	0	21.1	21.9	21.5	2.0	23
		12	7	21.3	21.9	21.4	2.0	23
		12	13	21.3	22.0	21.2	2.0	23
		25	0	21.1	21.8	21.2	2.0	23
	64QAM	1	0	20.6	21.3	20.8	2.0	23
		1	12	20.7	21.3	20.7	2.0	23
		1	24	20.6	21.3	20.9	2.0	23
		12	0	19.5	20.2	20.0	4.0	21
		12	7	19.7	20.2	20.0	4.0	21
		12	13	19.7	20.2	19.8	4.0	21
		25	0	19.4	20.1	19.8	4.0	21
	256QAM	1	0	18.9	18.8	19.2	5.0	20
		1	12	18.9	18.8	19.2	5.0	20
		1	24	18.8	18.7	19.2	5.0	20
		12	0	18.9	19.1	19.1	5.0	20
		12	7	18.9	19.1	19.1	5.0	20
		12	13	18.9	19.0	19.1	5.0	20
		25	0	18.9	19.1	19.1	5.0	20

This report shall not be reproduced except in full, without the written approval of UL Korea, Ltd.

LTE Band 66 Measured Results (Continued)

BW (MHz)	Mode	RB Allocation	RB offset	Measured Pwr (dBm)			MPR	Tune-up Limit
				131987	132322	132657		
				1711.5 MHz	1745 MHz	1778.5 MHz		
3 MHz	QPSK	1	0	22.9	23.7	23.1	0.0	25
		1	8	22.8	23.6	22.8	0.0	25
		1	14	22.9	23.6	22.6	0.0	25
		8	0	22.0	22.8	22.1	1.0	24
		8	4	22.1	22.8	22.0	1.0	24
		8	7	22.2	22.9	22.0	1.0	24
		15	0	22.1	22.8	21.9	1.0	24
	16QAM	1	0	22.0	22.5	22.4	1.0	24
		1	8	22.0	22.5	22.2	1.0	24
		1	14	22.1	22.5	22.1	1.0	24
		8	0	21.1	22.0	21.2	2.0	23
		8	4	21.3	22.0	21.2	2.0	23
		8	7	21.3	22.1	21.2	2.0	23
		15	0	21.1	21.9	21.2	2.0	23
	64QAM	1	0	20.1	21.4	21.0	3.0	22
		1	8	20.3	21.2	20.8	3.0	22
		1	14	20.2	21.2	20.7	3.0	22
		8	0	19.5	20.1	19.8	3.0	22
		8	4	19.5	20.2	19.8	3.0	22
		8	7	19.5	20.2	19.8	3.0	22
		15	0	19.5	20.2	19.7	3.0	22
	256QAM	1	0	18.8	19.5	18.9	5.0	20
		1	8	18.9	19.5	18.8	5.0	20
		1	14	18.8	19.5	18.8	5.0	20
		8	0	19.0	19.1	19.0	5.0	20
		8	4	19.0	19.2	19.1	5.0	20
		8	7	19.0	19.2	19.1	5.0	20
		15	0	18.9	19.1	19.2	5.0	20

BW (MHz)	Mode	RB Allocation	RB offset	Measured Pwr (dBm)			MPR	Tune-up Limit
				131979	132322	132665		
				1710.7 MHz	1745 MHz	1779.3 MHz		
1.4 MHz	QPSK	1	0	23.2	23.8	22.9	0.0	25
		1	3	23.1	23.8	22.8	0.0	25
		1	5	22.9	23.7	22.7	0.0	25
		3	0	23.2	23.7	22.7	0.0	25
		3	1	23.2	23.7	22.7	0.0	25
		3	3	23.2	23.7	22.6	0.0	25
		6	0	22.1	22.8	21.8	1.0	24
	16QAM	1	0	22.4	22.8	21.9	1.0	24
		1	3	22.4	22.8	21.9	1.0	24
		1	5	22.4	22.8	21.8	1.0	24
		3	0	22.2	22.9	21.9	1.0	24
		3	1	22.3	23.0	21.9	1.0	24
		3	3	22.3	23.0	21.9	1.0	24
		6	0	21.0	22.0	21.1	2.0	23
	64QAM	1	0	20.7	21.5	21.1	2.0	23
		1	3	20.7	21.5	21.1	2.0	23
		1	5	20.7	21.4	21.0	2.0	23
		3	0	20.3	21.1	20.2	3.0	22
		3	1	20.5	21.4	20.4	3.0	22
		3	3	20.4	21.2	20.3	3.0	22
		6	0	19.0	20.1	19.7	4.0	21
	256QAM	1	0	18.9	19.1	19.1	5.0	20
		1	3	19.0	19.2	19.2	5.0	20
		1	5	18.9	19.1	19.1	5.0	20
		3	0	18.7	19.0	18.9	5.0	20
		3	1	18.8	19.0	19.0	5.0	20
		3	3	18.8	19.0	19.0	5.0	20
		6	0	18.7	18.8	18.9	5.0	20

This report shall not be reproduced except in full, without the written approval of UL Korea, Ltd.

2. Reduced power Results

LTE Band 2 Measured Results

BW (MHz)	Mode	RB Allocation	RB offset	Reduced Average Power (dBm) Hotspot back-off					Reduced Average Power (dBm) Proximity sensor back-off				
				Measured Pwr (dBm)			MPR	Tune-up Limit	Measured Pwr (dBm)			MPR	Tune-up Limit
				18700	18900	19100			18700	18900	19100		
				1860 MHz	1880 MHz	1900 MHz			1860 MHz	1880 MHz	1900 MHz		
20 MHz	QPSK	1	0	18.5	18.7	18.6	0.0	19.5	18.6	18.7	18.6	0.0	19.5
		1	49	18.5	18.8	18.5	0.0	19.5	18.5	18.8	18.5	0.0	19.5
		1	99	18.6	18.7	18.4	0.0	19.5	18.7	18.7	18.4	0.0	19.5
		50	0	18.5	18.7	18.5	0.0	19.5	18.5	18.7	18.5	0.0	19.5
		50	24	18.6	18.8	18.6	0.0	19.5	18.6	18.8	18.6	0.0	19.5
		50	50	18.7	18.8	18.5	0.0	19.5	18.7	18.8	18.5	0.0	19.5
		100	0	18.6	18.8	18.5	0.0	19.5	18.6	18.8	18.6	0.0	19.5
	16QAM	1	0	19.0	19.3	19.1	0.0	19.5	19.1	19.1	19.2	0.0	19.5
		1	49	18.9	19.1	18.9	0.0	19.5	19.0	19.3	19.0	0.0	19.5
		1	99	19.1	19.3	18.9	0.0	19.5	19.2	19.2	19.0	0.0	19.5
		50	0	18.5	18.7	18.6	0.0	19.5	18.6	18.7	18.6	0.0	19.5
		50	24	18.6	18.9	18.7	0.0	19.5	18.7	18.8	18.7	0.0	19.5
		50	50	18.6	18.9	18.5	0.0	19.5	18.7	18.8	18.5	0.0	19.5
		100	0	18.5	18.9	18.6	0.0	19.5	18.6	18.8	18.6	0.0	19.5
	64QAM	1	0	19.3	18.6	18.7	0.0	19.5	19.3	18.6	18.8	0.0	19.5
		1	49	19.2	18.6	18.7	0.0	19.5	19.1	18.6	18.8	0.0	19.5
		1	99	18.9	18.6	18.7	0.0	19.5	18.9	18.6	18.8	0.0	19.5
		50	0	18.6	18.6	18.7	0.0	19.5	18.6	18.6	18.8	0.0	19.5
		50	24	18.7	18.6	18.7	0.0	19.5	18.7	18.6	18.8	0.0	19.5
		50	50	18.7	18.6	18.7	0.0	19.5	18.7	18.6	18.8	0.0	19.5
		100	0	18.6	18.6	18.7	0.0	19.5	18.6	18.6	18.8	0.0	19.5
	256QAM	1	0	18.5	18.3	18.6	0.0	19.5	18.5	18.3	18.6	0.0	19.5
		1	49	18.8	18.8	18.7	0.0	19.5	18.8	18.8	18.8	0.0	19.5
		1	99	18.8	18.6	18.4	0.0	19.5	18.8	18.6	18.5	0.0	19.5
		50	0	18.6	18.8	18.6	0.0	19.5	18.6	18.7	18.6	0.0	19.5
		50	24	18.7	18.9	18.6	0.0	19.5	18.7	18.9	18.7	0.0	19.5
		50	50	18.7	18.9	18.5	0.0	19.5	18.7	18.9	18.5	0.0	19.5
		100	0	18.6	18.8	18.5	0.0	19.5	18.6	18.8	18.6	0.0	19.5
BW (MHz)	Mode	RB Allocation	RB offset	Measured Pwr (dBm)			MPR	Tune-up Limit	Measured Pwr (dBm)			MPR	Tune-up Limit
				18675	18900	19125			18675	18900	19125		
				1857.5 MHz	1880 MHz	1902.5 MHz			1857.5 MHz	1880 MHz	1902.5 MHz		
15 MHz	QPSK	1	0	18.4	18.7	18.5	0.0	19.5	18.4	18.8	18.5	0.0	19.5
		1	37	18.5	18.8	18.4	0.0	19.5	18.5	18.9	18.4	0.0	19.5
		1	74	18.6	18.8	18.3	0.0	19.5	18.6	18.8	18.3	0.0	19.5
		36	0	18.6	18.8	18.5	0.0	19.5	18.6	18.8	18.5	0.0	19.5
		36	20	18.6	18.8	18.6	0.0	19.5	18.6	18.9	18.5	0.0	19.5
		36	39	18.6	18.8	18.4	0.0	19.5	18.6	18.8	18.4	0.0	19.5
		75	0	18.6	18.8	18.5	0.0	19.5	18.6	18.8	18.5	0.0	19.5
	16QAM	1	0	18.9	19.2	18.6	0.0	19.5	18.9	19.2	18.5	0.0	19.5
		1	37	18.9	19.3	18.5	0.0	19.5	18.9	19.3	18.5	0.0	19.5
		1	74	19.0	19.3	18.4	0.0	19.5	19.0	19.3	18.4	0.0	19.5
		36	0	18.6	18.8	18.5	0.0	19.5	18.6	18.8	18.5	0.0	19.5
		36	20	18.7	18.8	18.6	0.0	19.5	18.7	18.8	18.6	0.0	19.5
		36	39	18.6	18.8	18.4	0.0	19.5	18.7	18.8	18.5	0.0	19.5
		75	0	18.6	18.8	18.5	0.0	19.5	18.6	18.8	18.5	0.0	19.5
	64QAM	1	0	18.6	19.2	18.5	0.0	19.5	18.6	19.2	18.5	0.0	19.5
		1	37	18.7	19.2	18.5	0.0	19.5	18.7	19.2	18.5	0.0	19.5
		1	74	18.7	19.2	18.5	0.0	19.5	18.7	19.2	18.5	0.0	19.5
		36	0	18.7	19.2	18.5	0.0	19.5	18.7	19.2	18.5	0.0	19.5
		36	20	18.7	19.2	18.5	0.0	19.5	18.7	19.2	18.6	0.0	19.5
		36	39	18.7	19.2	18.5	0.0	19.5	18.7	19.2	18.6	0.0	19.5
		75	0	18.7	19.2	18.5	0.0	19.5	18.7	19.2	18.6	0.0	19.5
	256QAM	1	0	18.3	18.9	18.9	0.0	19.5	18.3	18.9	18.9	0.0	19.5
		1	37	18.4	19.1	18.9	0.0	19.5	18.4	19.1	18.9	0.0	19.5
		1	74	18.5	19.0	18.7	0.0	19.5	18.5	19.0	18.8	0.0	19.5
		36	0	18.6	18.8	18.6	0.0	19.5	18.6	18.8	18.6	0.0	19.5
		36	20	18.7	18.9	18.6	0.0	19.5	18.7	18.9	18.6	0.0	19.5
		36	39	18.7	18.9	18.5	0.0	19.5	18.7	18.9	18.5	0.0	19.5
		75	0	18.6	18.8	18.6	0.0	19.5	18.6	18.8	18.6	0.0	19.5

This report shall not be reproduced except in full, without the written approval of UL Korea, Ltd.

LTE Band 2 Measured Results (Continued)

BW (MHz)	Mode	RB Allocation	RB offset	Measured Pwr (dBm)			MPR	Tune-up Limit	Measured Pwr (dBm)			MPR	Tune-up Limit
				18650	18900	19150			18650	18900	19150		
				1855 MHz	1880 MHz	1905 MHz			1855 MHz	1880 MHz	1905 MHz		
10 MHz	QPSK	1	0	18.4	18.5	18.5	0.0	19.5	18.4	18.4	18.6	0.0	19.5
		1	25	18.6	18.9	18.4	0.0	19.5	18.7	18.9	18.4	0.0	19.5
		1	49	18.3	18.6	18.3	0.0	19.5	18.4	18.5	18.4	0.0	19.5
		25	0	18.7	18.8	18.5	0.0	19.5	18.6	18.9	18.5	0.0	19.5
		25	12	18.7	18.9	18.6	0.0	19.5	18.7	18.9	18.5	0.0	19.5
		25	25	18.6	18.8	18.3	0.0	19.5	18.6	18.8	18.4	0.0	19.5
		50	0	18.6	18.8	18.4	0.0	19.5	18.6	18.8	18.5	0.0	19.5
	16QAM	1	0	18.3	19.0	18.7	0.0	19.5	18.8	18.6	18.6	0.0	19.5
		1	25	18.6	19.3	18.5	0.0	19.5	19.1	19.0	18.5	0.0	19.5
		1	49	18.3	19.0	18.5	0.0	19.5	18.8	18.6	18.4	0.0	19.5
		25	0	18.7	18.9	18.6	0.0	19.5	18.7	18.9	18.5	0.0	19.5
		25	12	18.7	19.0	18.7	0.0	19.5	18.8	19.0	18.6	0.0	19.5
		25	25	18.6	18.8	18.5	0.0	19.5	18.7	18.9	18.4	0.0	19.5
		50	0	18.6	18.9	18.5	0.0	19.5	18.7	18.9	18.5	0.0	19.5
	64QAM	1	0	18.5	18.7	18.7	0.0	19.5	18.4	18.7	18.6	0.0	19.5
		1	25	18.8	18.7	18.7	0.0	19.5	18.8	18.7	18.6	0.0	19.5
		1	49	18.6	18.7	18.7	0.0	19.5	18.5	18.7	18.6	0.0	19.5
		25	0	18.8	18.7	18.7	0.0	19.5	18.7	18.7	18.6	0.0	19.5
		25	12	18.8	18.7	18.7	0.0	19.5	18.8	18.7	18.6	0.0	19.5
		25	25	18.7	18.7	18.7	0.0	19.5	18.7	18.7	18.6	0.0	19.5
		50	0	18.7	18.7	18.7	0.0	19.5	18.7	18.7	18.7	0.0	19.5
	256QAM	1	0	18.3	18.6	18.9	0.0	19.5	18.3	18.5	18.7	0.0	19.5
		1	25	18.6	19.1	19.0	0.0	19.5	18.6	19.1	19.0	0.0	19.5
		1	49	18.3	18.7	18.6	0.0	19.5	18.3	18.7	18.6	0.0	19.5
		25	0	18.8	18.9	18.6	0.0	19.5	18.7	19.0	18.5	0.0	19.5
		25	12	18.8	19.0	18.7	0.0	19.5	18.8	19.0	18.6	0.0	19.5
		25	25	18.7	19.0	18.5	0.0	19.5	18.7	18.9	18.4	0.0	19.5
		50	0	18.7	18.9	18.6	0.0	19.5	18.7	18.9	18.5	0.0	19.5

BW (MHz)	Mode	RB Allocation	RB offset	Measured Pwr (dBm)			MPR	Tune-up Limit	Measured Pwr (dBm)			MPR	Tune-up Limit
				18625	18900	19175			18625	18900	19175		
				1852.5 MHz	1880 MHz	1907.5 MHz			1852.5 MHz	1880 MHz	1907.5 MHz		
5 MHz	QPSK	1	0	18.7	18.9	18.3	0.0	19.5	18.6	18.8	18.5	0.0	19.5
		1	12	18.7	19.0	18.4	0.0	19.5	18.6	19.0	18.5	0.0	19.5
		1	24	18.6	18.8	18.3	0.0	19.5	18.5	18.8	18.4	0.0	19.5
		12	0	18.7	18.9	18.5	0.0	19.5	18.7	18.9	18.5	0.0	19.5
		12	7	18.8	18.9	18.5	0.0	19.5	18.7	19.0	18.5	0.0	19.5
		12	13	18.7	18.9	18.5	0.0	19.5	18.6	18.9	18.4	0.0	19.5
		25	0	18.7	18.9	18.5	0.0	19.5	18.7	18.9	18.5	0.0	19.5
	16QAM	1	0	18.9	19.1	19.0	0.0	19.5	19.2	19.0	18.6	0.0	19.5
		1	12	18.9	19.2	19.0	0.0	19.5	19.3	19.3	18.6	0.0	19.5
		1	24	18.8	19.0	18.9	0.0	19.5	19.1	19.0	18.6	0.0	19.5
		12	0	18.8	19.0	18.6	0.0	19.5	18.9	19.0	18.6	0.0	19.5
		12	7	18.8	19.1	18.7	0.0	19.5	18.9	19.1	18.6	0.0	19.5
		12	13	18.7	19.0	18.6	0.0	19.5	18.8	19.0	18.5	0.0	19.5
		25	0	18.7	19.0	18.6	0.0	19.5	18.8	18.9	18.5	0.0	19.5
	64QAM	1	0	19.0	19.2	18.6	0.0	19.5	19.0	19.2	18.5	0.0	19.5
		1	12	19.1	19.2	18.6	0.0	19.5	19.0	19.2	18.5	0.0	19.5
		1	24	18.9	19.2	18.6	0.0	19.5	18.9	19.2	18.5	0.0	19.5
		12	0	18.8	19.2	18.6	0.0	19.5	18.8	19.2	18.5	0.0	19.5
		12	7	18.7	19.2	18.6	0.0	19.5	18.8	19.2	18.5	0.0	19.5
		12	13	18.7	19.2	18.6	0.0	19.5	18.7	19.2	18.5	0.0	19.5
		25	0	18.7	19.2	18.6	0.0	19.5	18.7	19.2	18.5	0.0	19.5
	256QAM	1	0	18.9	18.9	18.2	0.0	19.5	18.8	18.9	18.2	0.0	19.5
		1	12	18.9	19.0	18.2	0.0	19.5	18.9	19.1	18.3	0.0	19.5
		1	24	18.8	18.9	18.1	0.0	19.5	18.8	18.9	18.1	0.0	19.5
		12	0	18.8	19.0	18.5	0.0	19.5	18.8	19.0	18.6	0.0	19.5
		12	7	18.8	19.0	18.6	0.0	19.5	18.8	19.0	18.5	0.0	19.5
		12	13	18.8	18.9	18.5	0.0	19.5	18.8	18.9	18.4	0.0	19.5
		25	0	18.8	19.0	18.6	0.0	19.5	18.7	19.0	18.6	0.0	19.5

This report shall not be reproduced except in full, without the written approval of UL Korea, Ltd.

LTE Band 2 Measured Results (Continued)

BW (MHz)	Mode	RB Allocation	RB offset	Measured Pwr (dBm)			MPR	Tune-up Limit	Measured Pwr (dBm)			MPR	Tune-up Limit
				18615	18900	19185			18615	18900	19185		
				1851.5 MHz	1880 MHz	1908.5 MHz			1851.5 MHz	1880 MHz	1908.5 MHz		
3 MHz	QPSK	1	0	18.7	18.8	18.4	0.0	19.5	18.7	18.9	18.4	0.0	19.5
		1	8	18.6	18.9	18.4	0.0	19.5	18.7	18.9	18.3	0.0	19.5
		1	14	18.6	18.8	18.3	0.0	19.5	18.6	18.8	18.3	0.0	19.5
		8	0	18.7	18.9	18.5	0.0	19.5	18.7	19.0	18.5	0.0	19.5
		8	4	18.8	19.0	18.5	0.0	19.5	18.7	19.0	18.5	0.0	19.5
		8	7	18.7	19.0	18.5	0.0	19.5	18.7	18.9	18.5	0.0	19.5
		15	0	18.7	18.9	18.5	0.0	19.5	18.7	18.9	18.5	0.0	19.5
	16QAM	1	0	18.9	19.0	18.8	0.0	19.5	19.1	19.0	18.5	0.0	19.5
		1	8	18.7	18.9	18.8	0.0	19.5	19.1	19.0	18.4	0.0	19.5
		1	14	18.7	18.8	18.8	0.0	19.5	19.0	18.9	18.3	0.0	19.5
		8	0	18.8	19.1	18.6	0.0	19.5	18.9	19.0	18.6	0.0	19.5
		8	4	18.8	19.1	18.6	0.0	19.5	18.9	19.0	18.6	0.0	19.5
		8	7	18.8	19.1	18.6	0.0	19.5	18.8	19.0	18.6	0.0	19.5
		15	0	18.7	19.0	18.5	0.0	19.5	18.8	18.9	18.5	0.0	19.5
	64QAM	1	0	18.8	19.1	18.4	0.0	19.5	18.9	19.2	18.5	0.0	19.5
		1	8	18.9	19.1	18.4	0.0	19.5	18.8	19.2	18.5	0.0	19.5
		1	14	18.8	19.1	18.4	0.0	19.5	18.8	19.2	18.5	0.0	19.5
		8	0	18.8	19.1	18.4	0.0	19.5	18.8	19.2	18.4	0.0	19.5
		8	4	18.8	19.1	18.4	0.0	19.5	18.8	19.2	18.5	0.0	19.5
		8	7	18.8	19.1	18.4	0.0	19.5	18.9	19.2	18.5	0.0	19.5
		15	0	18.8	19.1	18.4	0.0	19.5	18.8	19.2	18.5	0.0	19.5
	256QAM	1	0	18.6	19.0	18.9	0.0	19.5	18.6	19.0	18.9	0.0	19.5
		1	8	18.5	19.0	18.9	0.0	19.5	18.5	19.0	18.9	0.0	19.5
		1	14	18.5	18.9	18.8	0.0	19.5	18.5	18.9	18.9	0.0	19.5
		8	0	18.7	19.1	18.6	0.0	19.5	18.7	19.1	18.6	0.0	19.5
		8	4	18.8	19.1	18.6	0.0	19.5	18.8	19.1	18.6	0.0	19.5
		8	7	18.8	19.1	18.6	0.0	19.5	18.7	19.1	18.6	0.0	19.5
		15	0	18.8	19.1	18.5	0.0	19.5	18.9	19.0	18.5	0.0	19.5
BW (MHz)	Mode	RB Allocation	RB offset	Measured Pwr (dBm)			MPR	Tune-up Limit	Measured Pwr (dBm)			MPR	Tune-up Limit
				18607	18900	19193			18607	18900	19193		
				1850.7 MHz	1880 MHz	1909.3 MHz			1850.7 MHz	1880 MHz	1909.3 MHz		
1.4 MHz	QPSK	1	0	18.6	18.8	18.3	0.0	19.5	18.6	18.8	18.4	0.0	19.5
		1	3	18.6	19.0	18.3	0.0	19.5	18.6	18.9	18.4	0.0	19.5
		1	5	18.5	18.9	18.3	0.0	19.5	18.6	18.8	18.3	0.0	19.5
		3	0	18.6	18.8	18.3	0.0	19.5	18.6	18.7	18.3	0.0	19.5
		3	1	18.6	18.8	18.3	0.0	19.5	18.7	18.8	18.3	0.0	19.5
		3	3	18.6	18.9	18.4	0.0	19.5	18.6	18.8	18.3	0.0	19.5
		6	0	18.6	18.9	18.4	0.0	19.5	18.7	18.9	18.4	0.0	19.5
	16QAM	1	0	18.7	19.0	18.8	0.0	19.5	19.1	18.9	18.5	0.0	19.5
		1	3	18.8	19.1	18.8	0.0	19.5	19.1	19.0	18.6	0.0	19.5
		1	5	18.7	19.0	18.7	0.0	19.5	19.0	19.0	18.5	0.0	19.5
		3	0	18.8	18.9	18.6	0.0	19.5	18.9	19.1	18.5	0.0	19.5
		3	1	18.9	18.9	18.6	0.0	19.5	18.9	19.1	18.5	0.0	19.5
		3	3	18.9	19.0	18.6	0.0	19.5	18.9	19.1	18.5	0.0	19.5
		6	0	18.9	19.0	18.3	0.0	19.5	18.6	19.0	18.5	0.0	19.5
	64QAM	1	0	19.1	18.8	18.3	0.0	19.5	19.1	18.7	18.3	0.0	19.5
		1	3	19.2	18.8	18.3	0.0	19.5	19.2	18.8	18.3	0.0	19.5
		1	5	19.0	18.8	18.3	0.0	19.5	19.0	18.8	18.3	0.0	19.5
		3	0	19.0	18.8	18.3	0.0	19.5	19.0	18.8	18.3	0.0	19.5
		3	1	19.1	18.8	18.3	0.0	19.5	19.1	18.8	18.3	0.0	19.5
		3	3	19.1	18.8	18.3	0.0	19.5	19.1	18.8	18.3	0.0	19.5
		6	0	18.7	18.8	18.3	0.0	19.5	18.7	18.8	18.3	0.0	19.5
	256QAM	1	0	18.8	19.0	18.5	0.0	19.5	18.8	19.0	18.6	0.0	19.5
		1	3	18.9	19.2	18.6	0.0	19.5	18.9	19.2	18.6	0.0	19.5
		1	5	18.7	19.0	18.5	0.0	19.5	18.7	19.0	18.5	0.0	19.5
		3	0	18.7	18.9	18.4	0.0	19.5	18.7	18.9	18.4	0.0	19.5
		3	1	18.7	18.9	18.4	0.0	19.5	18.7	18.9	18.4	0.0	19.5
		3	3	18.7	19.0	18.4	0.0	19.5	18.7	19.0	18.4	0.0	19.5
		6	0	18.6	18.8	18.3	0.0	19.5	18.6	18.8	18.3	0.0	19.5

This report shall not be reproduced except in full, without the written approval of UL Korea, Ltd.

LTE Band 25 Measured Results

BW (MHz)	Mode	RB Allocation	RB offset	Reduced Average Power (dBm) Hotspot back-off					Reduced Average Power (dBm) Proximity sensor back-off				
				Measured Pwr (dBm)			MPR	Tune-up Limit	Measured Pwr (dBm)			MPR	Tune-up Limit
				26140	26365	26590			26140	26365	26590		
				1860 MHz	1882.5 MHz	1905 MHz			1860 MHz	1882.5 MHz	1905 MHz		
20 MHz	QPSK	1	0	18.0	18.2	18.0	0.0	19.5	18.1	18.2	18.0	0.0	19.5
		1	49	17.9	18.3	17.8	0.0	19.5	17.9	18.2	17.9	0.0	19.5
		1	99	18.1	18.1	17.7	0.0	19.5	18.1	18.2	17.7	0.0	19.5
		50	0	18.1	18.3	18.0	0.0	19.5	18.1	18.3	18.0	0.0	19.5
		50	24	18.0	18.3	18.0	0.0	19.5	18.1	18.3	18.0	0.0	19.5
		50	50	18.1	18.2	17.8	0.0	19.5	18.1	18.2	17.8	0.0	19.5
		100	0	18.0	18.1	17.9	0.0	19.5	18.0	18.2	17.9	0.0	19.5
	16QAM	1	0	18.5	18.8	18.5	0.0	19.5	18.5	18.8	18.5	0.0	19.5
		1	49	18.4	18.8	18.3	0.0	19.5	18.4	18.8	18.3	0.0	19.5
		1	99	18.5	18.7	18.2	0.0	19.5	18.5	18.8	18.2	0.0	19.5
		50	0	18.1	18.3	18.1	0.0	19.5	18.1	18.3	18.1	0.0	19.5
		50	24	18.0	18.4	18.0	0.0	19.5	18.1	18.4	18.0	0.0	19.5
		50	50	18.1	18.2	17.8	0.0	19.5	18.1	18.2	17.9	0.0	19.5
		100	0	18.0	18.2	17.9	0.0	19.5	18.0	18.2	17.9	0.0	19.5
	64QAM	1	0	18.4	18.3	18.3	0.0	19.5	18.5	18.4	18.1	0.0	19.5
		1	49	18.3	18.3	18.3	0.0	19.5	18.4	18.4	18.1	0.0	19.5
		1	99	18.4	18.3	18.3	0.0	19.5	18.5	18.4	18.1	0.0	19.5
		50	0	18.1	18.3	18.3	0.0	19.5	18.2	18.4	18.1	0.0	19.5
		50	24	18.2	18.3	18.3	0.0	19.5	18.2	18.4	18.1	0.0	19.5
		50	50	18.2	18.3	18.3	0.0	19.5	18.2	18.4	18.1	0.0	19.5
		100	0	18.0	18.3	18.3	0.0	19.5	18.1	18.4	18.1	0.0	19.5
	256QAM	1	0	17.6	18.0	17.9	1.0	18.5	17.9	18.1	17.7	1.0	18.5
		1	49	18.0	18.5	18.2	1.0	18.5	18.2	18.5	17.9	1.0	18.5
		1	99	17.8	18.1	17.8	1.0	18.5	18.1	18.1	17.5	1.0	18.5
		50	0	18.0	18.2	18.0	1.0	18.5	18.0	18.3	18.0	1.0	18.5
		50	24	18.1	18.4	18.1	1.0	18.5	18.1	18.4	18.1	1.0	18.5
		50	50	18.1	18.2	17.9	1.0	18.5	18.1	18.3	17.9	1.0	18.5
		100	0	18.0	18.2	18.0	1.0	18.5	18.0	18.2	18.0	1.0	18.5
BW (MHz)	Mode	RB Allocation	RB offset	Measured Pwr (dBm)			MPR	Tune-up Limit	Measured Pwr (dBm)			MPR	Tune-up Limit
				26115	26365	26615			26115	26365	26615		
				1857.5 MHz	1882.5 MHz	1907.5 MHz			1857.5 MHz	1882.5 MHz	1907.5 MHz		
15 MHz	QPSK	1	0	17.8	18.2	18.0	0.0	19.5	17.9	18.2	18.0	0.0	19.5
		1	37	18.0	18.2	17.8	0.0	19.5	18.0	18.2	17.8	0.0	19.5
		1	74	17.9	18.1	17.7	0.0	19.5	18.0	18.1	17.7	0.0	19.5
		36	0	18.0	18.2	17.9	0.0	19.5	18.0	18.2	17.9	0.0	19.5
		36	20	18.1	18.3	17.9	0.0	19.5	18.1	18.4	17.9	0.0	19.5
		36	39	18.0	18.2	17.8	0.0	19.5	18.1	18.2	17.8	0.0	19.5
		75	0	18.0	18.2	17.9	0.0	19.5	18.0	18.2	17.9	0.0	19.5
	16QAM	1	0	18.3	18.2	18.4	0.0	19.5	18.3	18.3	18.4	0.0	19.5
		1	37	18.5	18.3	18.3	0.0	19.5	18.5	18.3	18.3	0.0	19.5
		1	74	18.4	18.1	18.1	0.0	19.5	18.4	18.2	18.2	0.0	19.5
		36	0	18.0	18.1	17.9	0.0	19.5	18.0	18.2	18.0	0.0	19.5
		36	20	18.0	18.3	18.0	0.0	19.5	18.1	18.4	18.0	0.0	19.5
		36	39	18.0	18.2	17.8	0.0	19.5	18.1	18.3	17.8	0.0	19.5
		75	0	18.0	18.2	17.9	0.0	19.5	18.0	18.2	17.9	0.0	19.5
	64QAM	1	0	18.5	18.2	18.0	0.0	19.5	18.5	18.2	18.0	0.0	19.5
		1	37	18.7	18.3	18.0	0.0	19.5	18.7	18.3	18.0	0.0	19.5
		1	74	18.6	18.3	18.0	0.0	19.5	18.6	18.3	18.0	0.0	19.5
		36	0	18.1	18.3	18.0	0.0	19.5	18.1	18.3	18.0	0.0	19.5
		36	20	18.2	18.3	18.0	0.0	19.5	18.2	18.3	18.0	0.0	19.5
		36	39	18.1	18.3	18.0	0.0	19.5	18.1	18.3	18.0	0.0	19.5
		75	0	18.1	18.3	18.0	0.0	19.5	18.1	18.3	18.0	0.0	19.5
	256QAM	1	0	18.1	18.5	17.6	1.0	18.5	18.1	18.2	17.6	1.0	18.5
		1	37	18.3	18.1	17.8	1.0	18.5	18.3	18.2	17.8	1.0	18.5
		1	74	18.3	18.5	17.5	1.0	18.5	18.3	18.5	17.5	1.0	18.5
		36	0	18.0	18.3	18.0	1.0	18.5	18.0	18.3	18.0	1.0	18.5
		36	20	18.1	18.4	18.1	1.0	18.5	18.1	18.4	18.1	1.0	18.5
		36	39	18.1	18.3	17.9	1.0	18.5	18.1	18.3	17.9	1.0	18.5
		75	0	18.1	18.3	18.0	1.0	18.5	18.0	18.3	18.0	1.0	18.5

This report shall not be reproduced except in full, without the written approval of UL Korea, Ltd.

LTE Band 25 Measured Results (Continued)

BW (MHz)	Mode	RB Allocation	RB offset	Measured Pwr (dBm)			MPR	Tune-up Limit	Measured Pwr (dBm)			MPR	Tune-up Limit
				26065	26365	26665			26065	26365	26665		
				1852.5 MHz	1882.5 MHz	1912.5 MHz			1852.5 MHz	1882.5 MHz	1912.5 MHz		
5 MHz	QPSK	1	0	18.0	18.3	17.8	0.0	19.5	18.1	18.3	17.8	0.0	19.5
		1	12	18.0	18.3	17.7	0.0	19.5	18.1	18.3	17.7	0.0	19.5
		1	24	18.0	18.3	17.7	0.0	19.5	18.1	18.3	17.7	0.0	19.5
		12	0	18.0	18.3	17.8	0.0	19.5	18.1	18.3	17.8	0.0	19.5
		12	7	18.1	18.3	17.8	0.0	19.5	18.1	18.3	17.9	0.0	19.5
		12	13	18.1	18.3	17.8	0.0	19.5	18.1	18.3	17.8	0.0	19.5
		25	0	18.0	18.3	17.8	0.0	19.5	18.1	18.3	17.8	0.0	19.5
	16QAM	1	0	18.2	18.4	18.4	0.0	19.5	18.2	18.5	18.4	0.0	19.5
		1	12	18.2	18.4	18.3	0.0	19.5	18.2	18.4	18.3	0.0	19.5
		1	24	18.2	18.4	18.3	0.0	19.5	18.3	18.4	18.3	0.0	19.5
		12	0	18.1	18.4	17.9	0.0	19.5	18.2	18.4	18.0	0.0	19.5
		12	7	18.1	18.4	18.0	0.0	19.5	18.2	18.4	18.0	0.0	19.5
		12	13	18.2	18.4	18.0	0.0	19.5	18.2	18.4	18.0	0.0	19.5
		25	0	18.0	18.3	17.9	0.0	19.5	18.1	18.3	17.9	0.0	19.5
	64QAM	1	0	18.4	18.4	18.0	0.0	19.5	18.3	18.4	18.0	0.0	19.5
		1	12	18.4	18.4	18.0	0.0	19.5	18.4	18.4	18.0	0.0	19.5
		1	24	18.4	18.4	18.0	0.0	19.5	18.4	18.4	18.0	0.0	19.5
		12	0	18.1	18.4	18.0	0.0	19.5	18.2	18.4	18.0	0.0	19.5
		12	7	18.2	18.4	18.0	0.0	19.5	18.2	18.4	18.0	0.0	19.5
		12	13	18.2	18.4	17.9	0.0	19.5	18.2	18.4	18.0	0.0	19.5
		25	0	18.1	18.4	18.0	0.0	19.5	18.1	18.4	18.0	0.0	19.5
	256QAM	1	0	18.1	18.1	18.0	1.0	18.5	18.1	18.1	18.0	1.0	18.5
		1	12	18.1	18.1	18.0	1.0	18.5	18.1	18.1	18.0	1.0	18.5
		1	24	18.1	18.0	17.9	1.0	18.5	18.1	18.0	17.9	1.0	18.5
		12	0	18.1	18.3	17.9	1.0	18.5	18.1	18.4	17.9	1.0	18.5
		12	7	18.2	18.4	17.9	1.0	18.5	18.2	18.4	17.9	1.0	18.5
		12	13	18.1	18.4	17.9	1.0	18.5	18.1	18.3	17.9	1.0	18.5
		25	0	18.1	18.4	17.9	1.0	18.5	18.1	18.4	17.9	1.0	18.5

BW (MHz)	Mode	RB Allocation	RB offset	Measured Pwr (dBm)			MPR	Tune-up Limit	Measured Pwr (dBm)			MPR	Tune-up Limit
				26055	26365	26675			26055	26365	26675		
				1851.5 MHz	1882.5 MHz	1913.5 MHz			1851.5 MHz	1882.5 MHz	1913.5 MHz		
3 MHz	QPSK	1	0	17.9	18.2	17.7	0.0	19.5	18.0	18.2	17.7	0.0	19.5
		1	8	17.9	18.1	17.7	0.0	19.5	17.9	18.2	17.7	0.0	19.5
		1	14	17.9	18.1	17.7	0.0	19.5	18.0	18.2	17.7	0.0	19.5
		8	0	18.0	18.3	17.8	0.0	19.5	18.1	18.3	17.8	0.0	19.5
		8	4	18.0	18.3	17.8	0.0	19.5	18.1	18.3	17.8	0.0	19.5
		8	7	18.1	18.3	17.8	0.0	19.5	18.1	18.3	17.8	0.0	19.5
		15	0	18.0	18.3	17.8	0.0	19.5	18.0	18.3	17.8	0.0	19.5
	16QAM	1	0	18.1	18.2	18.1	0.0	19.5	18.1	18.2	18.2	0.0	19.5
		1	8	18.0	18.1	18.0	0.0	19.5	18.1	18.2	18.1	0.0	19.5
		1	14	18.1	18.2	18.1	0.0	19.5	18.1	18.2	18.1	0.0	19.5
		8	0	18.0	18.4	17.9	0.0	19.5	18.1	18.4	17.9	0.0	19.5
		8	4	18.1	18.4	17.8	0.0	19.5	18.1	18.4	17.9	0.0	19.5
		8	7	18.1	18.4	17.9	0.0	19.5	18.1	18.5	17.9	0.0	19.5
		15	0	18.0	18.3	17.8	0.0	19.5	18.0	18.3	17.8	0.0	19.5
	64QAM	1	0	18.3	18.3	17.7	0.0	19.5	18.3	18.3	17.7	0.0	19.5
		1	8	18.3	18.3	17.7	0.0	19.5	18.3	18.3	17.7	0.0	19.5
		1	14	18.3	18.3	17.7	0.0	19.5	18.3	18.3	17.7	0.0	19.5
		8	0	18.0	18.3	17.7	0.0	19.5	18.0	18.3	17.7	0.0	19.5
		8	4	18.1	18.3	17.7	0.0	19.5	18.1	18.3	17.7	0.0	19.5
		8	7	18.1	18.2	17.7	0.0	19.5	18.1	18.3	17.7	0.0	19.5
		15	0	18.1	18.2	17.7	0.0	19.5	18.2	18.3	17.7	0.0	19.5
	256QAM	1	0	18.1	18.4	17.7	1.0	18.5	18.1	18.4	17.6	1.0	18.5
		1	8	18.1	18.5	17.6	1.0	18.5	18.1	18.5	17.6	1.0	18.5
		1	14	18.1	18.5	17.6	1.0	18.5	18.1	18.4	17.6	1.0	18.5
		8	0	18.2	18.4	17.8	1.0	18.5	18.2	18.4	17.7	1.0	18.5
		8	4	18.2	18.4	17.8	1.0	18.5	18.3	18.5	17.8	1.0	18.5
		8	7	18.3	18.5	17.8	1.0	18.5	18.3	18.5	17.8	1.0	18.5
		15	0	18.1	18.4	17.9	1.0	18.5	18.2	18.4	18.0	1.0	18.5

This report shall not be reproduced except in full, without the written approval of UL Korea, Ltd.

LTE Band 25 Measured Results (Continued)

BW (MHz)	Mode	RB Allocation	RB offset	Measured Pwr (dBm)			MPR	Tune-up Limit	Measured Pwr (dBm)			MPR	Tune-up Limit
				26055	26365	26675			26055	26365	26675		
				1851.5 MHz	1882.5 MHz	1913.5 MHz			1851.5 MHz	1882.5 MHz	1913.5 MHz		
3 MHz	QPSK	1	0	17.9	18.2	17.7	0.0	19.5	18.0	18.2	17.7	0.0	19.5
		1	8	17.9	18.1	17.7	0.0	19.5	17.9	18.2	17.7	0.0	19.5
		1	14	17.9	18.1	17.7	0.0	19.5	18.0	18.2	17.7	0.0	19.5
		8	0	18.0	18.3	17.8	0.0	19.5	18.1	18.3	17.8	0.0	19.5
		8	4	18.0	18.3	17.8	0.0	19.5	18.1	18.3	17.8	0.0	19.5
		8	7	18.1	18.3	17.8	0.0	19.5	18.1	18.3	17.8	0.0	19.5
		15	0	18.0	18.3	17.8	0.0	19.5	18.0	18.3	17.8	0.0	19.5
	16QAM	1	0	18.1	18.2	18.1	0.0	19.5	18.1	18.2	18.2	0.0	19.5
		1	8	18.0	18.1	18.0	0.0	19.5	18.1	18.2	18.1	0.0	19.5
		1	14	18.1	18.2	18.1	0.0	19.5	18.1	18.2	18.1	0.0	19.5
		8	0	18.0	18.4	17.9	0.0	19.5	18.1	18.4	17.9	0.0	19.5
		8	4	18.1	18.4	17.8	0.0	19.5	18.1	18.4	17.9	0.0	19.5
		8	7	18.1	18.4	17.9	0.0	19.5	18.1	18.5	17.9	0.0	19.5
		15	0	18.0	18.3	17.8	0.0	19.5	18.0	18.3	17.8	0.0	19.5
	64QAM	1	0	18.3	18.3	17.7	0.0	19.5	18.3	18.3	17.7	0.0	19.5
		1	8	18.3	18.3	17.7	0.0	19.5	18.3	18.3	17.7	0.0	19.5
		1	14	18.3	18.3	17.7	0.0	19.5	18.3	18.3	17.7	0.0	19.5
		8	0	18.0	18.3	17.7	0.0	19.5	18.0	18.3	17.7	0.0	19.5
		8	4	18.1	18.3	17.7	0.0	19.5	18.1	18.3	17.7	0.0	19.5
		8	7	18.1	18.2	17.7	0.0	19.5	18.1	18.3	17.7	0.0	19.5
		15	0	18.1	18.2	17.7	0.0	19.5	18.2	18.3	17.7	0.0	19.5
	256QAM	1	0	18.1	18.4	17.7	1.0	18.5	18.1	18.4	17.6	1.0	18.5
		1	8	18.1	18.5	17.6	1.0	18.5	18.1	18.5	17.6	1.0	18.5
		1	14	18.1	18.5	17.6	1.0	18.5	18.1	18.4	17.6	1.0	18.5
		8	0	18.2	18.4	17.8	1.0	18.5	18.2	18.4	17.7	1.0	18.5
		8	4	18.2	18.4	17.8	1.0	18.5	18.3	18.5	17.8	1.0	18.5
		8	7	18.3	18.5	17.8	1.0	18.5	18.3	18.5	17.8	1.0	18.5
		15	0	18.1	18.4	17.9	1.0	18.5	18.2	18.4	18.0	1.0	18.5

BW (MHz)	Mode	RB Allocation	RB offset	Measured Pwr (dBm)			MPR	Tune-up Limit	Measured Pwr (dBm)			MPR	Tune-up Limit
				26047	26365	26683			26047	26365	26683		
				1850.7 MHz	1882.5 MHz	1914.3 MHz			1850.7 MHz	1882.5 MHz	1914.3 MHz		
1.4 MHz	QPSK	1	0	17.8	18.2	17.6	0.0	19.5	17.9	18.2	17.6	0.0	19.5
		1	3	17.9	18.2	17.6	0.0	19.5	18.0	18.3	17.7	0.0	19.5
		1	5	17.8	18.1	17.6	0.0	19.5	17.9	18.2	17.7	0.0	19.5
		3	0	17.8	18.1	17.6	0.0	19.5	17.8	18.1	17.6	0.0	19.5
		3	1	17.8	18.1	17.6	0.0	19.5	17.9	18.2	17.7	0.0	19.5
		3	3	17.8	18.1	17.6	0.0	19.5	17.9	18.2	17.7	0.0	19.5
		6	0	17.9	18.2	17.7	0.0	19.5	17.9	18.2	17.7	0.0	19.5
	16QAM	1	0	17.9	18.3	18.1	0.0	19.5	18.0	18.3	18.0	0.0	19.5
		1	3	18.0	18.4	18.0	0.0	19.5	18.0	18.4	18.1	0.0	19.5
		1	5	18.0	18.3	18.0	0.0	19.5	18.0	18.3	18.0	0.0	19.5
		3	0	18.1	18.2	17.9	0.0	19.5	18.1	18.3	17.8	0.0	19.5
		3	1	18.1	18.3	17.9	0.0	19.5	18.2	18.3	17.9	0.0	19.5
		3	3	18.1	18.3	17.9	0.0	19.5	18.2	18.3	17.9	0.0	19.5
		6	0	18.1	18.3	17.6	0.0	19.5	18.2	18.4	17.6	0.0	19.5
	64QAM	1	0	18.3	18.1	18.1	0.0	19.5	18.2	18.7	17.6	0.0	19.5
		1	3	18.4	18.1	18.1	0.0	19.5	18.3	18.7	17.6	0.0	19.5
		1	5	18.4	18.1	18.1	0.0	19.5	18.2	18.6	17.6	0.0	19.5
		3	0	18.3	18.1	18.1	0.0	19.5	17.9	18.6	17.6	0.0	19.5
		3	1	18.3	18.1	18.1	0.0	19.5	18.0	18.6	17.6	0.0	19.5
		3	3	18.3	18.1	18.1	0.0	19.5	18.0	18.6	17.6	0.0	19.5
		6	0	17.9	18.1	18.1	0.0	19.5	18.1	18.6	17.6	0.0	19.5
	256QAM	1	0	18.0	18.0	17.8	1.0	18.5	18.0	18.3	17.8	1.0	18.5
		1	3	18.2	18.4	17.9	1.0	18.5	18.1	18.5	17.9	1.0	18.5
		1	5	18.1	18.2	17.8	1.0	18.5	18.0	18.3	17.8	1.0	18.5
		3	0	17.9	18.3	17.7	1.0	18.5	18.1	18.2	17.7	1.0	18.5
		3	1	18.0	18.4	17.7	1.0	18.5	18.1	18.3	17.8	1.0	18.5
		3	3	18.0	18.4	17.7	1.0	18.5	18.1	18.3	17.8	1.0	18.5
		6	0	17.9	18.3	17.7	1.0	18.5	18.1	18.2	17.7	1.0	18.5

This report shall not be reproduced except in full, without the written approval of UL Korea, Ltd.

LTE Band 66 Measured Results

BW (MHz)	Mode	RB Allocation	RB offset	Reduced Average Power (dBm) Hotspot back-off					Reduced Average Power (dBm) Proximity sensor back-off				
				Measured Pwr (dBm)			MPR	Tune-up Limit	Measured Pwr (dBm)			MPR	Tune-up Limit
				132072	132322	132572			132072	132322	132572		
				1720 MHz	1745 MHz	1770 MHz			1720 MHz	1745 MHz	1770 MHz		
20 MHz	QPSK	1	0	18.7	18.8	19.1	0.0	20.5	19.0	19.1	19.4	0.0	20.5
		1	49	19.0	19.2	19.1	0.0	20.5	19.3	19.4	19.4	0.0	20.5
		1	99	18.9	18.9	19.0	0.0	20.5	19.1	19.1	19.3	0.0	20.5
		50	0	19.1	19.1	19.1	0.0	20.5	19.3	19.4	19.3	0.0	20.5
		50	24	19.2	19.2	19.1	0.0	20.5	19.5	19.5	19.4	0.0	20.5
		50	50	19.1	19.3	19.1	0.0	20.5	19.6	19.6	19.5	0.0	20.5
		100	0	19.1	19.1	19.0	0.0	20.5	19.4	19.4	19.3	0.0	20.5
	16QAM	1	0	19.2	19.4	19.6	0.0	20.5	19.5	19.8	19.9	0.0	20.5
		1	49	19.5	19.7	19.7	0.0	20.5	19.8	20.0	19.8	0.0	20.5
		1	99	19.3	19.5	19.7	0.0	20.5	19.6	19.7	19.8	0.0	20.5
		50	0	19.0	19.2	19.1	0.0	20.5	19.3	19.4	19.4	0.0	20.5
		50	24	19.2	19.2	19.1	0.0	20.5	19.4	19.5	19.4	0.0	20.5
		50	50	19.1	19.2	19.1	0.0	20.5	19.3	19.4	19.4	0.0	20.5
		100	0	19.1	19.1	19.0	0.0	20.5	19.4	19.4	19.3	0.0	20.5
	64QAM	1	0	18.9	18.8	19.1	0.0	20.5	19.0	19.0	19.3	0.0	20.5
		1	49	18.9	18.8	19.1	0.0	20.5	19.4	19.0	19.3	0.0	20.5
		1	99	18.9	18.8	19.1	0.0	20.5	19.1	18.9	19.3	0.0	20.5
		50	0	18.9	18.8	19.1	0.0	20.5	19.2	18.9	19.3	0.0	20.5
		50	24	18.9	18.8	19.1	0.0	20.5	19.3	18.9	19.3	0.0	20.5
		50	50	18.9	18.8	19.1	0.0	20.5	19.2	18.9	19.3	0.0	20.5
		100	0	18.9	18.8	19.1	0.0	20.5	19.2	19.0	19.3	0.0	20.5
	256QAM	1	0	18.4	18.2	18.5	0.0	20.5	18.2	18.5	18.5	0.0	20.5
		1	49	18.8	18.5	18.7	0.0	20.5	18.6	18.9	18.8	0.0	20.5
		1	99	18.6	18.3	18.4	0.0	20.5	18.4	18.6	18.5	0.0	20.5
		50	0	18.5	18.6	18.5	0.0	20.5	18.6	18.7	18.6	0.0	20.5
		50	24	18.7	18.7	18.5	0.0	20.5	18.7	18.7	18.6	0.0	20.5
		50	50	18.6	18.6	18.5	0.0	20.5	18.6	18.7	18.6	0.0	20.5
		100	0	18.6	18.5	18.4	0.0	20.5	18.7	18.6	18.5	0.0	20.5
BW (MHz)	Mode	RB Allocation	RB offset	Measured Pwr (dBm)			MPR	Tune-up Limit	Measured Pwr (dBm)			MPR	Tune-up Limit
				132047	132322	132597			132047	132322	132597		
				1717.5 MHz	1745 MHz	1772.5 MHz			1717.5 MHz	1745 MHz	1772.5 MHz		
15 MHz	QPSK	1	0	19.0	19.1	19.1	0.0	20.5	19.2	19.3	19.4	0.0	20.5
		1	37	19.1	19.1	19.0	0.0	20.5	19.3	19.3	19.3	0.0	20.5
		1	74	18.9	18.9	19.0	0.0	20.5	19.1	19.2	19.3	0.0	20.5
		36	0	19.1	19.2	19.1	0.0	20.5	19.3	19.4	19.4	0.0	20.5
		36	20	19.2	19.2	19.2	0.0	20.5	19.4	19.4	19.5	0.0	20.5
		36	39	19.1	19.2	19.1	0.0	20.5	19.3	19.4	19.4	0.0	20.5
		75	0	19.1	19.1	19.1	0.0	20.5	19.3	19.4	19.4	0.0	20.5
	16QAM	1	0	19.4	19.1	19.6	0.0	20.5	19.7	19.2	19.9	0.0	20.5
		1	37	19.5	19.2	19.5	0.0	20.5	19.8	19.4	19.8	0.0	20.5
		1	74	19.4	19.0	19.5	0.0	20.5	19.6	19.2	19.8	0.0	20.5
		36	0	19.1	19.2	19.2	0.0	20.5	19.3	19.4	19.5	0.0	20.5
		36	20	19.2	19.2	19.3	0.0	20.5	19.4	19.4	19.6	0.0	20.5
		36	39	19.1	19.2	19.2	0.0	20.5	19.3	19.5	19.5	0.0	20.5
		75	0	19.1	19.1	19.2	0.0	20.5	19.4	19.4	19.5	0.0	20.5
	64QAM	1	0	19.5	19.0	19.0	0.0	20.5	19.6	19.0	19.1	0.0	20.5
		1	37	19.6	18.9	19.0	0.0	20.5	19.7	19.0	19.1	0.0	20.5
		1	74	19.5	18.9	19.0	0.0	20.5	19.6	19.0	19.1	0.0	20.5
		36	0	19.1	19.0	19.0	0.0	20.5	19.1	19.0	19.1	0.0	20.5
		36	20	19.2	19.0	19.0	0.0	20.5	19.2	19.0	19.1	0.0	20.5
		36	39	19.1	19.0	19.0	0.0	20.5	19.2	19.0	19.1	0.0	20.5
		75	0	19.1	19.0	19.0	0.0	20.5	19.2	19.0	19.1	0.0	20.5
	256QAM	1	0	18.6	18.9	18.2	0.0	20.5	18.7	19.0	18.3	0.0	20.5
		1	37	18.8	19.0	18.4	0.0	20.5	18.9	19.1	18.5	0.0	20.5
		1	74	18.6	18.9	18.3	0.0	20.5	18.8	18.9	18.3	0.0	20.5
		36	0	18.5	18.7	18.6	0.0	20.5	18.6	18.7	18.6	0.0	20.5
		36	20	18.6	18.7	18.6	0.0	20.5	18.7	18.7	18.7	0.0	20.5
		36	39	18.6	18.7	18.6	0.0	20.5	18.6	18.7	18.7	0.0	20.5
		75	0	18.6	18.6	18.6	0.0	20.5	18.7	18.7	18.7	0.0	20.5

This report shall not be reproduced except in full, without the written approval of UL Korea, Ltd.

LTE Band 66 Measured Results (Continued)

BW (MHz)	Mode	RB Allocation	RB offset	Measured Pwr (dBm)			MPR	Tune-up Limit	Measured Pwr (dBm)			MPR	Tune-up Limit
				132022	132322	132622			132022	132322	132622		
				1715 MHz	1745 MHz	1775 MHz			1715 MHz	1745 MHz	1775 MHz		
10 MHz	QPSK	1	0	18.8	18.9	18.8	0.0	20.5	18.9	19.1	19.1	0.0	20.5
		1	25	19.0	19.1	19.1	0.0	20.5	19.2	19.4	19.3	0.0	20.5
		1	49	18.8	19.0	18.9	0.0	20.5	19.0	19.2	19.1	0.0	20.5
		25	0	19.0	19.1	19.1	0.0	20.5	19.2	19.4	19.3	0.0	20.5
		25	12	19.2	19.2	19.1	0.0	20.5	19.4	19.4	19.3	0.0	20.5
		25	25	19.1	19.2	19.1	0.0	20.5	19.3	19.4	19.3	0.0	20.5
		50	0	19.1	19.1	19.0	0.0	20.5	19.3	19.3	19.3	0.0	20.5
	16QAM	1	0	18.9	18.9	19.3	0.0	20.5	19.2	19.2	19.5	0.0	20.5
		1	25	19.1	19.1	19.5	0.0	20.5	19.3	19.4	19.8	0.0	20.5
		1	49	18.9	18.9	19.3	0.0	20.5	19.1	19.2	19.5	0.0	20.5
		25	0	19.2	19.2	19.1	0.0	20.5	19.4	19.4	19.3	0.0	20.5
		25	12	19.3	19.2	19.2	0.0	20.5	19.5	19.4	19.4	0.0	20.5
		25	25	19.2	19.2	19.1	0.0	20.5	19.4	19.4	19.4	0.0	20.5
		50	0	19.2	19.1	19.1	0.0	20.5	19.3	19.4	19.3	0.0	20.5
	64QAM	1	0	18.8	19.1	18.8	0.0	20.5	19.0	18.9	18.8	0.0	20.5
		1	25	19.2	19.1	18.8	0.0	20.5	19.3	18.9	18.8	0.0	20.5
		1	49	18.9	19.1	18.8	0.0	20.5	19.0	18.9	18.8	0.0	20.5
		25	0	19.1	19.1	18.8	0.0	20.5	19.1	18.9	18.7	0.0	20.5
		25	12	19.2	19.1	18.8	0.0	20.5	19.3	18.9	18.8	0.0	20.5
		25	25	19.1	19.1	18.8	0.0	20.5	19.2	18.9	18.7	0.0	20.5
		50	0	19.1	19.1	18.8	0.0	20.5	19.1	18.9	18.8	0.0	20.5
	256QAM	1	0	18.0	18.5	18.8	0.0	20.5	18.4	18.9	18.2	0.0	20.5
		1	25	18.4	18.8	19.1	0.0	20.5	18.7	19.2	18.5	0.0	20.5
		1	49	18.1	18.5	18.9	0.0	20.5	18.5	19.0	18.3	0.0	20.5
		25	0	18.5	18.7	18.5	0.0	20.5	18.6	18.7	18.7	0.0	20.5
		25	12	18.7	18.7	18.6	0.0	20.5	18.8	18.7	18.7	0.0	20.5
		25	25	18.6	18.8	18.6	0.0	20.5	18.7	18.8	18.7	0.0	20.5
		50	0	18.5	18.6	18.5	0.0	20.5	18.6	18.7	18.6	0.0	20.5

BW (MHz)	Mode	RB Allocation	RB offset	Measured Pwr (dBm)			MPR	Tune-up Limit	Measured Pwr (dBm)			MPR	Tune-up Limit
				131997	132322	132647			131997	132322	132647		
				1712.5 MHz	1745 MHz	1777.5 MHz			1712.5 MHz	1745 MHz	1777.5 MHz		
5 MHz	QPSK	1	0	19.1	19.2	19.0	0.0	20.5	19.1	19.4	19.4	0.0	20.5
		1	12	19.1	19.2	19.1	0.0	20.5	19.2	19.4	19.4	0.0	20.5
		1	24	19.1	19.2	19.0	0.0	20.5	19.1	19.4	19.3	0.0	20.5
		12	0	19.2	19.2	19.1	0.0	20.5	19.2	19.4	19.4	0.0	20.5
		12	7	19.2	19.2	19.2	0.0	20.5	19.3	19.4	19.4	0.0	20.5
		12	13	19.2	19.2	19.1	0.0	20.5	19.3	19.4	19.3	0.0	20.5
		25	0	19.1	19.2	19.2	0.0	20.5	19.3	19.4	19.4	0.0	20.5
	16QAM	1	0	19.2	19.4	19.6	0.0	20.5	19.8	19.5	19.5	0.0	20.5
		1	12	19.3	19.4	19.7	0.0	20.5	19.8	19.6	19.6	0.0	20.5
		1	24	19.2	19.4	19.6	0.0	20.5	19.8	19.6	19.5	0.0	20.5
		12	0	19.2	19.3	19.3	0.0	20.5	19.4	19.5	19.5	0.0	20.5
		12	7	19.3	19.3	19.4	0.0	20.5	19.5	19.5	19.5	0.0	20.5
		12	13	19.2	19.3	19.3	0.0	20.5	19.4	19.5	19.4	0.0	20.5
		25	0	19.1	19.2	19.2	0.0	20.5	19.4	19.3	19.4	0.0	20.5
	64QAM	1	0	19.3	19.2	19.1	0.0	20.5	19.4	19.5	19.2	0.0	20.5
		1	12	19.4	19.2	19.1	0.0	20.5	19.5	19.5	19.2	0.0	20.5
		1	24	19.3	19.2	19.1	0.0	20.5	19.4	19.5	19.2	0.0	20.5
		12	0	19.2	19.2	19.2	0.0	20.5	19.1	19.5	19.2	0.0	20.5
		12	7	19.2	19.2	19.2	0.0	20.5	19.1	19.5	19.2	0.0	20.5
		12	13	19.2	19.2	19.2	0.0	20.5	19.0	19.5	19.2	0.0	20.5
		25	0	19.1	19.2	19.2	0.0	20.5	19.1	19.5	19.2	0.0	20.5
	256QAM	1	0	18.6	18.4	18.8	0.0	20.5	18.7	18.8	18.4	0.0	20.5
		1	12	18.6	18.5	18.8	0.0	20.5	18.8	18.8	18.4	0.0	20.5
		1	24	18.6	18.4	18.7	0.0	20.5	18.7	18.7	18.4	0.0	20.5
		12	0	18.6	18.7	18.7	0.0	20.5	18.6	18.8	18.6	0.0	20.5
		12	7	18.6	18.7	18.7	0.0	20.5	18.7	18.8	18.8	0.0	20.5
		12	13	18.6	18.7	18.7	0.0	20.5	18.6	18.7	18.7	0.0	20.5
		25	0	18.6	18.7	18.6	0.0	20.5	18.6	18.8	18.7	0.0	20.5

This report shall not be reproduced except in full, without the written approval of UL Korea, Ltd.

LTE Band 66 Measured Results (Continued)

BW (MHz)	Mode	RB Allocation	RB offset	Measured Pwr (dBm)			MPR	Tune-up Limit	Measured Pwr (dBm)			MPR	Tune-up Limit
				131987	132322	132657			131987	132322	132657		
				1711.5 MHz	1745 MHz	1778.5 MHz			1711.5 MHz	1745 MHz	1778.5 MHz		
3 MHz	QPSK	1	0	19.0	19.1	19.1	0.0	20.5	19.2	19.3	19.2	0.0	20.5
		1	8	19.0	19.1	19.1	0.0	20.5	19.2	19.2	19.2	0.0	20.5
		1	14	19.0	19.1	19.0	0.0	20.5	19.1	19.2	19.2	0.0	20.5
		8	0	19.1	19.2	19.1	0.0	20.5	19.2	19.4	19.3	0.0	20.5
		8	4	19.1	19.2	19.2	0.0	20.5	19.3	19.4	19.3	0.0	20.5
		8	7	19.2	19.2	19.1	0.0	20.5	19.3	19.4	19.4	0.0	20.5
		15	0	19.1	19.2	19.2	0.0	20.5	19.3	19.3	19.3	0.0	20.5
	16QAM	1	0	19.1	19.2	19.6	0.0	20.5	19.6	19.4	19.3	0.0	20.5
		1	8	19.0	19.1	19.5	0.0	20.5	19.6	19.3	19.3	0.0	20.5
		1	14	19.1	19.1	19.5	0.0	20.5	19.6	19.3	19.2	0.0	20.5
		8	0	19.2	19.3	19.2	0.0	20.5	19.4	19.4	19.5	0.0	20.5
		8	4	19.2	19.3	19.2	0.0	20.5	19.4	19.4	19.5	0.0	20.5
		8	7	19.2	19.4	19.2	0.0	20.5	19.4	19.5	19.5	0.0	20.5
		15	0	19.1	19.2	19.2	0.0	20.5	19.3	19.4	19.4	0.0	20.5
	64QAM	1	0	19.3	19.2	19.0	0.0	20.5	19.2	19.4	19.1	0.0	20.5
		1	8	19.3	19.2	19.0	0.0	20.5	19.2	19.4	19.1	0.0	20.5
		1	14	19.2	19.2	19.0	0.0	20.5	19.2	19.4	19.1	0.0	20.5
		8	0	19.0	19.2	19.0	0.0	20.5	19.2	19.4	19.1	0.0	20.5
		8	4	19.1	19.2	19.0	0.0	20.5	19.2	19.4	19.1	0.0	20.5
		8	7	19.1	19.2	19.0	0.0	20.5	19.2	19.4	19.1	0.0	20.5
		15	0	19.1	19.2	19.0	0.0	20.5	19.2	19.4	19.1	0.0	20.5
	256QAM	1	0	18.6	19.2	18.5	0.0	20.5	18.4	18.7	19.1	0.0	20.5
		1	8	18.6	19.2	18.4	0.0	20.5	18.3	18.7	19.1	0.0	20.5
		1	14	18.5	19.2	18.4	0.0	20.5	18.3	18.7	19.0	0.0	20.5
		8	0	18.7	18.8	18.6	0.0	20.5	18.6	18.9	18.8	0.0	20.5
		8	4	18.8	18.8	18.7	0.0	20.5	18.6	18.9	18.8	0.0	20.5
		8	7	18.7	18.9	18.7	0.0	20.5	18.6	18.9	18.8	0.0	20.5
		15	0	18.7	18.7	18.8	0.0	20.5	18.7	18.8	18.7	0.0	20.5

BW (MHz)	Mode	RB Allocation	RB offset	Measured Pwr (dBm)			MPR	Tune-up Limit	Measured Pwr (dBm)			MPR	Tune-up Limit
				131979	132322	132665			131979	132322	132665		
				1710.7 MHz	1745 MHz	1779.3 MHz			1710.7 MHz	1745 MHz	1779.3 MHz		
1.4 MHz	QPSK	1	0	19.0	19.1	18.9	0.0	20.5	19.0	19.1	19.1	0.0	20.5
		1	3	19.1	19.2	19.0	0.0	20.5	19.1	19.3	19.2	0.0	20.5
		1	5	19.0	19.1	18.9	0.0	20.5	19.0	19.1	19.2	0.0	20.5
		3	0	18.9	19.1	18.9	0.0	20.5	19.0	19.1	19.0	0.0	20.5
		3	1	19.0	19.1	19.0	0.0	20.5	19.1	19.2	19.1	0.0	20.5
		3	3	19.0	19.2	19.0	0.0	20.5	19.1	19.2	19.2	0.0	20.5
		6	0	19.0	19.1	19.0	0.0	20.5	19.1	19.2	19.2	0.0	20.5
	16QAM	1	0	19.1	19.5	19.0	0.0	20.5	19.5	19.2	19.3	0.0	20.5
		1	3	19.2	19.6	19.1	0.0	20.5	19.5	19.3	19.4	0.0	20.5
		1	5	19.1	19.5	19.0	0.0	20.5	19.5	19.3	19.3	0.0	20.5
		3	0	19.1	19.3	19.2	0.0	20.5	19.3	19.4	19.2	0.0	20.5
		3	1	19.1	19.4	19.2	0.0	20.5	19.3	19.5	19.3	0.0	20.5
		3	3	19.1	19.4	19.3	0.0	20.5	19.3	19.5	19.3	0.0	20.5
		6	0	19.2	19.0	19.2	0.0	20.5	19.1	19.4	19.3	0.0	20.5
	64QAM	1	0	19.5	19.2	19.1	0.0	20.5	19.4	19.0	19.2	0.0	20.5
		1	3	19.6	19.2	19.2	0.0	20.5	19.5	19.0	19.2	0.0	20.5
		1	5	19.6	19.2	19.2	0.0	20.5	19.4	19.0	19.2	0.0	20.5
		3	0	19.6	19.3	19.1	0.0	20.5	19.4	19.0	19.2	0.0	20.5
		3	1	19.6	19.3	19.1	0.0	20.5	19.4	19.0	19.2	0.0	20.5
		3	3	19.6	19.3	19.1	0.0	20.5	19.4	19.0	19.2	0.0	20.5
		6	0	19.0	19.2	19.1	0.0	20.5	19.0	19.0	19.2	0.0	20.5
	256QAM	1	0	18.8	18.7	18.3	0.0	20.5	18.6	18.5	18.5	0.0	20.5
		1	3	19.0	19.1	18.4	0.0	20.5	18.7	18.6	18.7	0.0	20.5
		1	5	18.8	18.6	18.4	0.0	20.5	18.6	18.4	18.6	0.0	20.5
		3	0	18.7	18.6	18.6	0.0	20.5	18.5	18.5	18.6	0.0	20.5
		3	1	18.8	18.6	18.6	0.0	20.5	18.6	18.6	18.6	0.0	20.5
		3	3	18.8	18.6	18.6	0.0	20.5	18.5	18.6	18.7	0.0	20.5
		6	0	18.7	18.5	18.4	0.0	20.5	18.5	18.7	18.6	0.0	20.5

This report shall not be reproduced except in full, without the written approval of UL Korea, Ltd.

LTE Band TDD Measured Results

Procedure used to establish SAR test signal for LTE TDD Band

Set to CMW-500 with following parameters:

- Turn the LTE Signaling off using “ON | OFF” key
- Operating Band: Select Band 41 and TDD
- Go to “Config….”

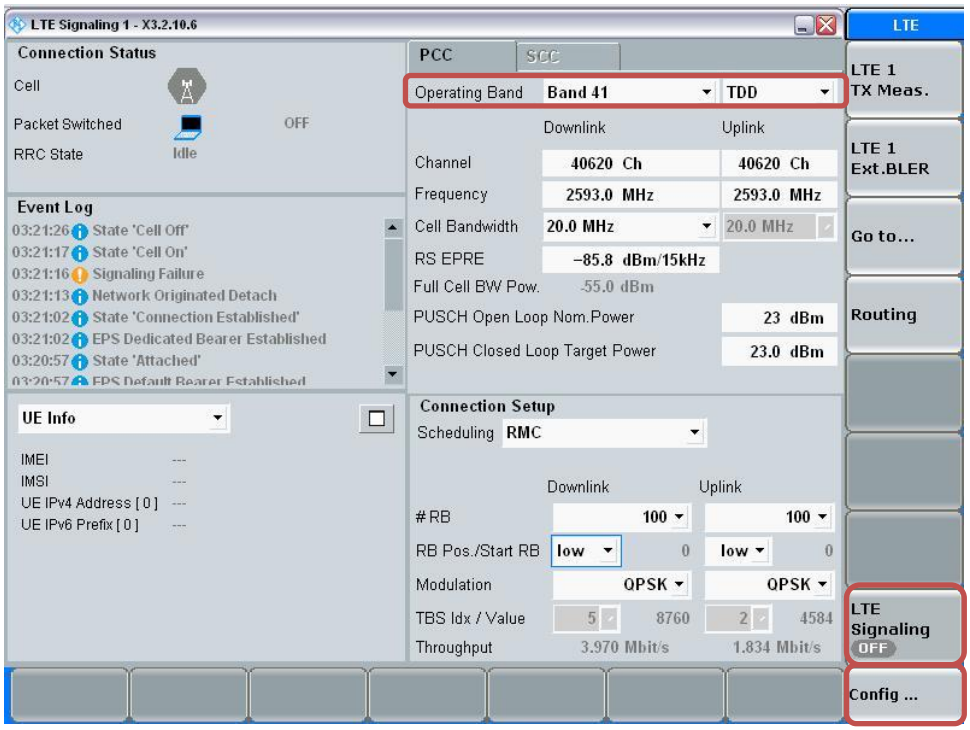

- Go to “Physical Cell Setup”
- Select “TDD” and Set “Uplink Downlink Configuration” to “0”
- Turn the cell on using “ON | OFF” key

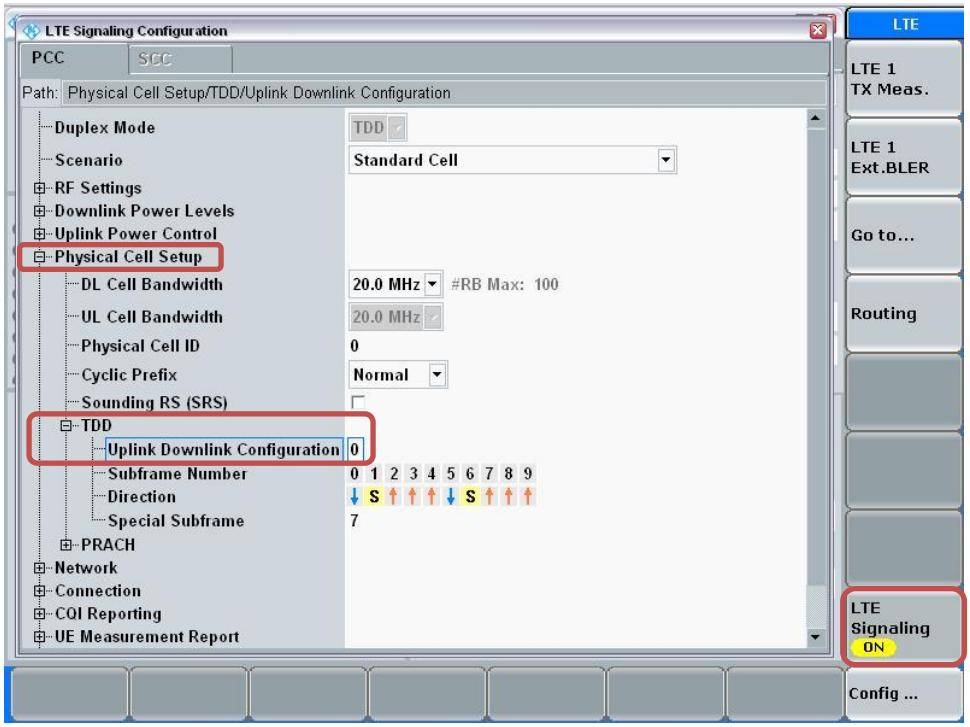

This report shall not be reproduced except in full, without the written approval of UL Korea, Ltd.

Connect to EUT

- Turn the cell on using “ON | OFF” key
- After EUT is Attached
- Select “Connect”

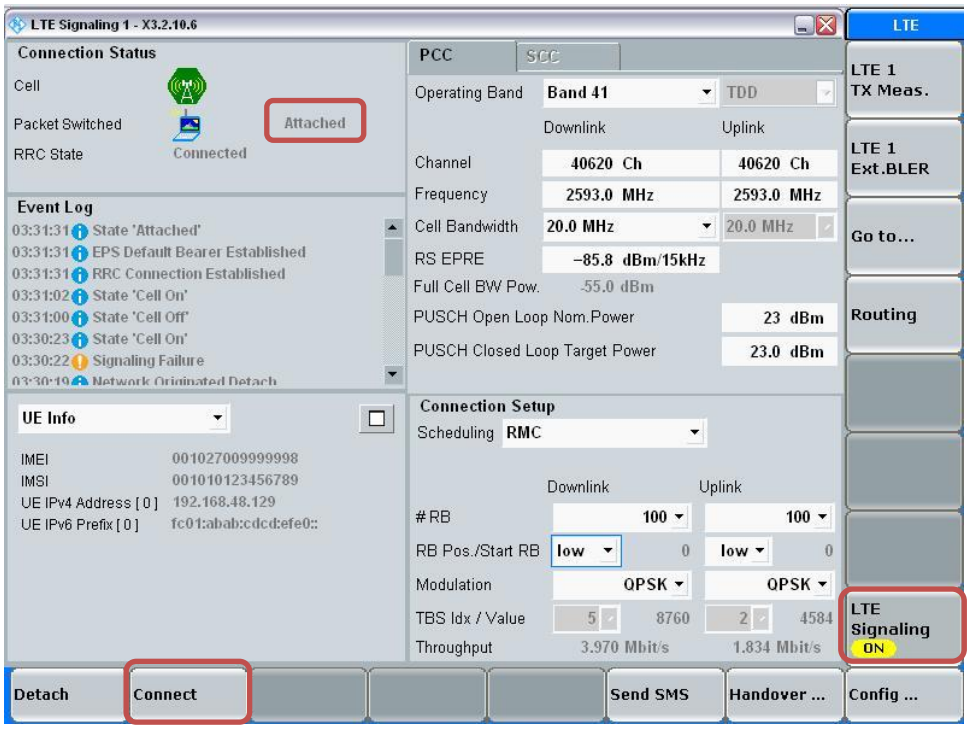

Max Power Setting

- Select “LTE 1 TX Meas.”
- Press “RESTART | STOP” Soft key

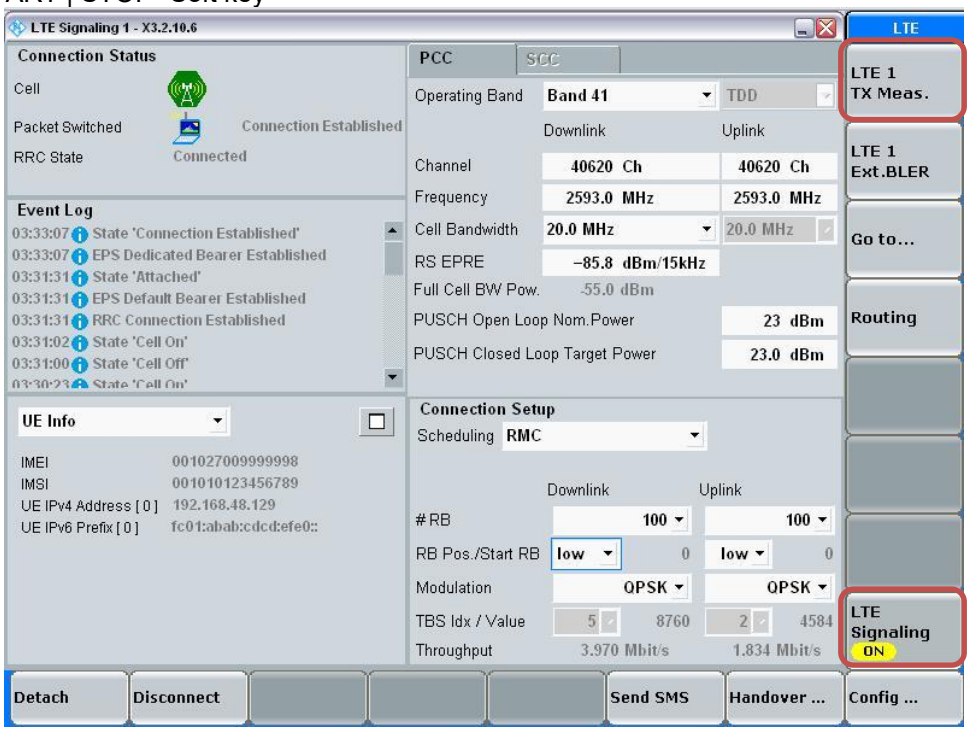

This report shall not be reproduced except in full, without the written approval of UL Korea, Ltd.

- Select “Signaling Parameter”
- Select “TX Power Control (TPC)” > Select “Active TPC Setup” to “Max Power” > Set “Closed Loop Target Power” to “23 dBm”

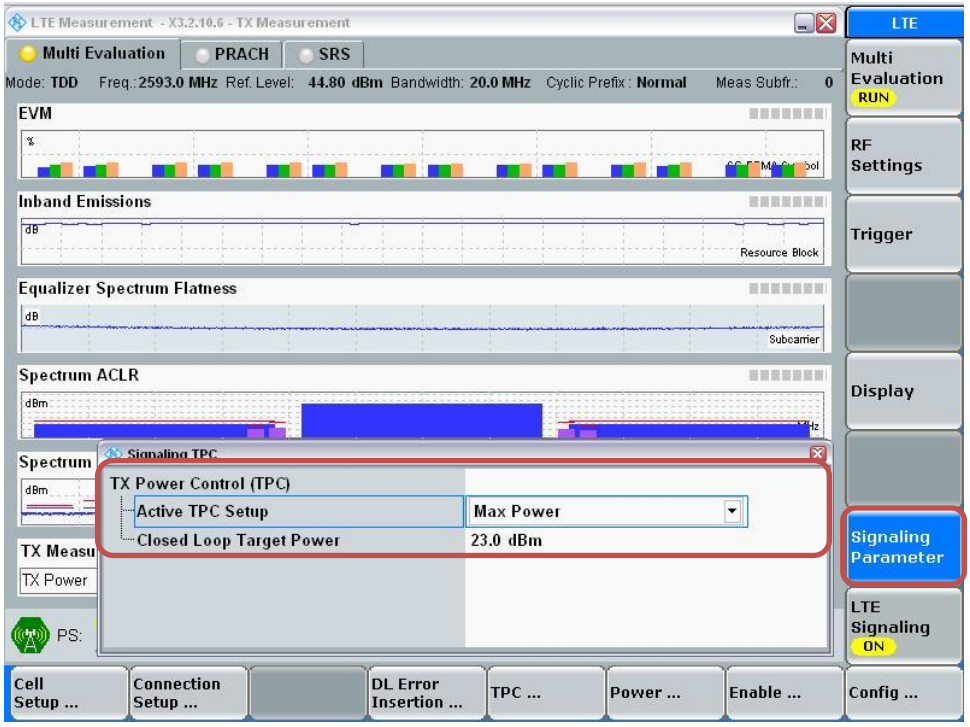

View TX Power

- Go to “Display”
- Select “Select View…”
- Select “Spectrum Emission Mask”

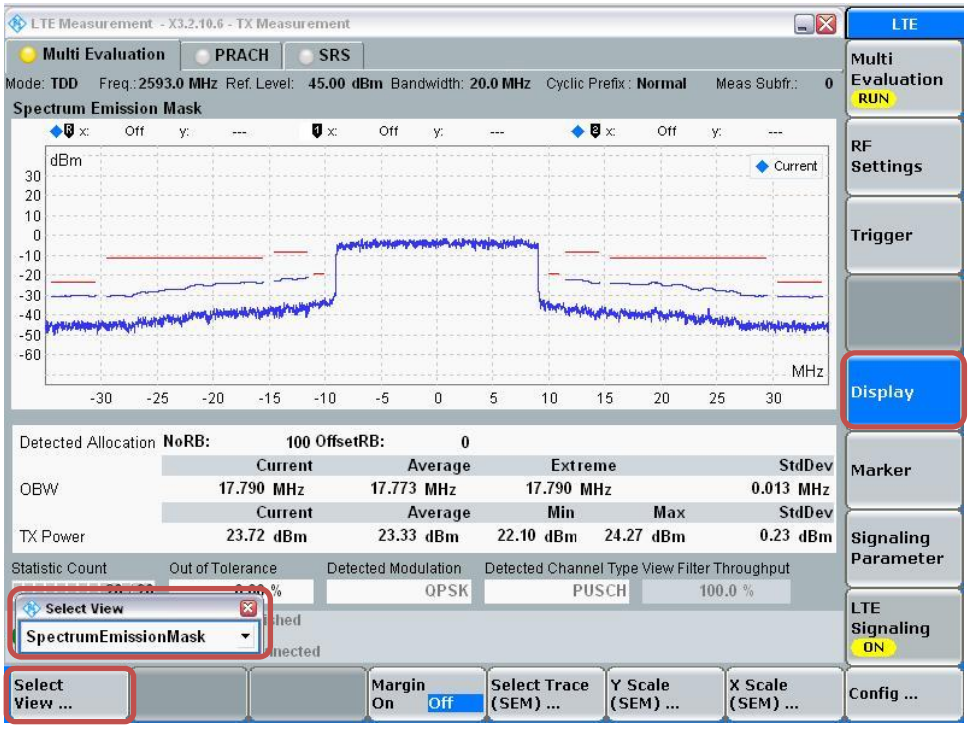

This report shall not be reproduced except in full, without the written approval of UL Korea, Ltd.

1. Max power Results

LTE Band 41 – PC3 Measured Results

BW (MHz)	Mode	RB Allocation	RB offset	Maximum Average Power (dBm)						
				Measured Pwr (dBm)					MPR	Tune-up Limit
				39750	40185	40620	41055	41490		
				2506 MHz	2549.5 MHz	2593 MHz	2636.5 MHz	2680 MHz		
20 MHz	QPSK	1	0	21.8	21.7	21.7	21.7	21.4	0.0	22.7
		1	49	21.7	21.7	22.1	21.9	21.7	0.0	22.7
		1	99	21.6	21.8	21.8	21.4	21.6	0.0	22.7
		50	0	20.8	20.7	21.0	20.9	20.6	1.0	21.7
		50	24	20.8	20.8	21.1	20.9	20.8	1.0	21.7
		50	50	20.7	20.8	21.0	20.8	20.8	1.0	21.7
		100	0	20.7	20.7	20.9	20.8	20.7	1.0	21.7
	16QAM	1	0	20.9	20.7	20.6	20.9	20.3	1.0	21.7
		1	49	20.8	20.8	21.0	21.0	20.7	1.0	21.7
		1	99	20.8	20.8	20.6	20.6	20.6	1.0	21.7
		50	0	19.8	19.7	20.0	19.9	19.6	2.0	20.7
		50	24	19.8	19.8	20.1	19.9	19.8	2.0	20.7
		50	50	19.8	19.8	20.1	19.8	19.7	2.0	20.7
		100	0	19.7	19.7	20.0	19.8	19.7	2.0	20.7
	64QAM	1	0	19.9	20.0	19.9	19.7	19.8	2.0	20.7
		1	49	19.9	20.0	19.9	19.7	20.2	2.0	20.7
		1	99	19.8	20.0	19.9	19.7	20.0	2.0	20.7
		50	0	19.0	19.2	19.1	19.7	18.7	3.0	19.7
		50	24	19.0	19.2	19.1	19.7	18.9	3.0	19.7
		50	50	19.1	19.2	19.1	19.7	18.9	3.0	19.7
		100	0	19.1	19.2	19.0	19.7	18.8	3.0	19.7
	256QAM	1	0	16.6	16.5	17.1	16.7	16.5	5.0	17.7
		1	49	16.9	16.9	17.5	17.0	16.9	5.0	17.7
		1	99	16.5	16.6	17.2	16.5	16.8	5.0	17.7
		50	0	16.8	16.8	17.1	16.9	16.7	5.0	17.7
		50	24	16.9	17.0	17.2	17.0	16.9	5.0	17.7
		50	50	16.8	16.8	17.2	16.9	16.9	5.0	17.7
		100	0	16.8	16.8	17.1	16.9	16.8	5.0	17.7
BW (MHz)	Mode	RB Allocation	RB offset	Measured Pwr (dBm)					MPR	Tune-up Limit
				39750	40185	40620	41055	41490		
				2506 MHz	2549.5 MHz	2593 MHz	2636.5 MHz	2680 MHz		
15 MHz	QPSK	1	0	21.7	21.6	21.9	21.8	21.5	0.0	22.7
		1	37	21.6	21.6	22.1	21.9	21.5	0.0	22.7
		1	74	21.6	21.4	21.9	21.6	21.4	0.0	22.7
		36	0	20.8	20.7	21.0	20.9	20.6	1.0	21.7
		36	20	20.8	20.8	21.1	20.9	20.7	1.0	21.7
		36	39	20.7	20.7	21.1	20.9	20.7	1.0	21.7
		75	0	20.7	20.7	21.0	20.8	20.7	1.0	21.7
	16QAM	1	0	20.9	20.6	21.0	20.9	20.5	1.0	21.7
		1	37	20.9	20.6	21.2	21.0	20.5	1.0	21.7
		1	74	20.7	20.5	21.0	20.6	20.5	1.0	21.7
		36	0	19.8	19.7	20.0	19.9	19.5	2.0	20.7
		36	20	19.8	19.8	20.1	19.9	19.7	2.0	20.7
		36	39	19.7	19.7	20.1	19.9	19.7	2.0	20.7
		75	0	19.7	19.7	20.0	19.8	19.7	2.0	20.7
	64QAM	1	0	19.9	19.5	20.0	19.9	19.2	2.0	20.7
		1	37	19.9	19.5	20.0	20.0	19.3	2.0	20.7
		1	74	19.9	19.5	20.0	20.0	19.2	2.0	20.7
		36	0	19.1	18.7	19.2	19.1	18.8	3.0	19.7
		36	20	19.1	18.7	19.1	19.1	18.9	3.0	19.7
		36	39	19.1	18.7	19.1	19.2	18.9	3.0	19.7
		75	0	19.1	18.7	19.1	19.2	18.8	3.0	19.7
	256QAM	1	0	16.3	16.7	17.0	16.5	16.7	5.0	17.7
		1	37	16.4	16.9	17.2	16.8	16.9	5.0	17.7
		1	74	16.6	16.7	17.0	16.6	16.9	5.0	17.7
		36	0	16.8	16.8	17.0	17.0	16.7	5.0	17.7
		36	20	16.9	16.9	17.1	17.0	16.9	5.0	17.7
		36	39	16.9	16.8	17.1	17.0	16.9	5.0	17.7
		75	0	16.8	16.9	17.1	16.9	16.8	5.0	17.7

This report shall not be reproduced except in full, without the written approval of UL Korea, Ltd.

LTE Band 41 – PC3 Measured Results (Continued)

BW (MHz)	Mode	RB Allocation	RB offset	Measured Pwr (dBm)					MPR	Tune-up Limit
				39750	40185	40620	41055	41490		
				2506 MHz	2549.5 MHz	2593 MHz	2636.5 MHz	2680 MHz		
10 MHz	QPSK	1	0	21.7	21.5	21.8	21.6	21.5	0.0	22.7
		1	25	21.7	21.8	22.0	21.8	21.7	0.0	22.7
		1	49	21.6	21.5	21.7	21.6	21.4	0.0	22.7
		25	0	20.8	20.8	21.0	20.8	20.7	1.0	21.7
		25	12	20.8	20.9	21.1	20.9	20.8	1.0	21.7
		25	25	20.7	20.8	21.1	20.9	20.7	1.0	21.7
		50	0	20.7	20.8	21.0	20.8	20.7	1.0	21.7
	16QAM	1	0	20.9	20.5	20.8	20.8	20.5	1.0	21.7
		1	25	20.8	20.8	21.1	20.9	20.7	1.0	21.7
		1	49	20.8	20.5	20.8	20.7	20.5	1.0	21.7
		25	0	19.8	19.8	20.0	19.8	19.7	2.0	20.7
		25	12	19.9	19.9	20.1	19.9	19.8	2.0	20.7
		25	25	19.8	19.8	20.1	19.9	19.7	2.0	20.7
		50	0	19.8	19.8	20.0	19.8	19.8	2.0	20.7
	64QAM	1	0	19.8	19.5	20.0	19.7	19.7	2.0	20.7
		1	25	19.9	19.5	20.0	19.7	19.9	2.0	20.7
		1	49	19.8	19.5	20.0	19.7	19.7	2.0	20.7
		25	0	19.0	18.7	19.3	18.9	18.7	3.0	19.7
		25	12	19.0	18.7	19.3	18.9	18.8	3.0	19.7
		25	25	19.0	18.7	19.3	18.9	18.7	3.0	19.7
		50	0	19.0	18.7	19.3	18.9	18.8	3.0	19.7
	256QAM	1	0	16.8	16.7	16.7	16.8	16.7	5.0	17.7
		1	25	17.0	16.9	16.9	17.2	16.9	5.0	17.7
		1	49	16.7	16.7	16.7	16.8	16.7	5.0	17.7
		25	0	16.9	16.8	17.1	16.9	16.8	5.0	17.7
		25	12	16.9	16.9	17.2	17.0	16.9	5.0	17.7
		25	25	16.8	16.8	17.2	17.0	16.8	5.0	17.7
		50	0	16.9	16.8	17.0	17.0	16.8	5.0	17.7

BW (MHz)	Mode	RB Allocation	RB offset	Measured Pwr (dBm)					MPR	Tune-up Limit
				39750	40185	40620	41055	41490		
				2506 MHz	2549.5 MHz	2593 MHz	2636.5 MHz	2680 MHz		
5 MHz	QPSK	1	0	21.8	21.7	22.0	21.8	21.7	0.0	22.7
		1	12	21.8	21.7	22.1	21.9	21.6	0.0	22.7
		1	24	21.8	21.7	22.0	21.8	21.6	0.0	22.7
		12	0	20.8	20.8	21.1	20.9	20.8	1.0	21.7
		12	7	20.8	20.9	21.1	20.9	20.8	1.0	21.7
		12	13	20.8	20.9	21.1	20.9	20.8	1.0	21.7
		25	0	20.8	20.9	21.1	20.9	20.8	1.0	21.7
	16QAM	1	0	21.0	20.7	21.0	21.0	20.7	1.0	21.7
		1	12	21.0	20.8	21.1	21.2	20.8	1.0	21.7
		1	24	20.9	20.8	21.1	21.1	20.7	1.0	21.7
		12	0	19.9	19.8	20.1	20.0	19.8	2.0	20.7
		12	7	19.9	19.9	20.1	20.0	19.8	2.0	20.7
		12	13	19.9	19.9	20.1	20.0	19.8	2.0	20.7
		25	0	19.8	19.9	20.1	19.9	19.8	2.0	20.7
	64QAM	1	0	20.1	19.8	20.4	20.2	19.6	2.0	20.7
		1	12	20.1	19.8	20.3	20.2	19.5	2.0	20.7
		1	24	20.1	19.8	20.3	20.2	19.5	2.0	20.7
		12	0	19.3	19.0	19.5	19.4	18.9	3.0	19.7
		12	7	19.3	19.0	19.5	19.4	18.9	3.0	19.7
		12	13	19.3	19.0	19.5	19.4	18.9	3.0	19.7
		25	0	19.3	19.0	19.5	19.4	18.9	3.0	19.7
	256QAM	1	0	17.0	17.1	17.2	17.0	17.1	5.0	17.7
		1	12	16.9	17.2	17.2	17.1	17.1	5.0	17.7
		1	24	16.9	17.2	17.2	17.0	17.1	5.0	17.7
		12	0	16.9	16.9	17.1	16.9	16.9	5.0	17.7
		12	7	16.9	17.0	17.1	17.0	16.9	5.0	17.7
		12	13	16.9	16.9	17.1	17.0	16.9	5.0	17.7
		25	0	16.9	16.9	17.1	16.9	16.9	5.0	17.7

This report shall not be reproduced except in full, without the written approval of UL Korea, Ltd.

LTE Band 41 – PC2 Measured Results

BW (MHz)	Mode	RB Allocation	RB offset	Maximum Average Power (dBm)						
				Measured Pwr (dBm)					MPR	Tune-up Limit
				39750	40185	40620	41055	41490		
				2506 MHz	2549.5 MHz	2593 MHz	2636.5 MHz	2680 MHz		
20 MHz	QPSK	1	0	25.2	25.0	24.9	25.0	24.7	0.0	25.7
		1	49	25.2	25.0	25.3	25.2	25.1	0.0	25.7
		1	99	25.2	25.0	24.9	24.8	25.0	0.0	25.7
		50	0	24.3	24.0	24.1	24.1	24.0	1.0	24.7
		50	24	24.3	24.1	24.2	24.3	24.2	1.0	24.7
		50	50	24.2	24.1	24.3	24.1	24.2	1.0	24.7
		100	0	24.2	24.0	24.1	24.2	24.1	1.0	24.7
	16QAM	1	0	24.7	24.4	24.0	24.4	24.0	1.0	24.7
		1	49	24.5	24.3	24.4	24.6	24.4	1.0	24.7
		1	99	24.7	24.4	24.1	24.2	24.3	1.0	24.7
		50	0	23.3	23.0	23.1	23.2	23.0	2.0	23.7
		50	24	23.3	23.1	23.2	23.3	23.1	2.0	23.7
		50	50	23.3	23.1	23.2	23.2	23.2	2.0	23.7
		100	0	23.2	23.0	23.1	23.2	23.1	2.0	23.7
	64QAM	1	0	22.7	23.6	23.1	23.4	23.4	2.0	23.7
		1	49	22.7	23.6	23.1	23.4	23.4	2.0	23.7
		1	99	23.4	23.6	23.1	23.4	23.4	2.0	23.7
		50	0	21.5	22.4	22.1	22.4	22.3	3.0	22.7
		50	24	21.7	22.4	22.1	22.4	22.3	3.0	22.7
		50	50	22.0	22.3	22.1	22.4	22.4	3.0	22.7
		100	0	21.8	22.4	22.1	22.4	22.4	3.0	22.7
	256QAM	1	0	20.5	20.1	20.2	20.6	20.1	4.0	21.7
		1	49	20.8	20.4	20.5	20.8	20.6	4.0	21.7
		1	99	20.3	20.1	20.2	20.3	20.4	4.0	21.7
		50	0	20.3	20.1	20.2	20.3	20.2	4.0	21.7
		50	24	20.4	20.3	20.3	20.4	20.3	4.0	21.7
		50	50	20.3	20.1	20.3	20.2	20.4	4.0	21.7
		100	0	20.3	20.2	20.2	20.3	20.2	4.0	21.7
BW (MHz)	Mode	RB Allocation	RB offset	Measured Pwr (dBm)					MPR	Tune-up Limit
				39750	40185	40620	41055	41490		
				2506 MHz	2549.5 MHz	2593 MHz	2636.5 MHz	2680 MHz		
15 MHz	QPSK	1	0	25.1	24.9	25.1	25.1	25.0	0.0	25.7
		1	37	25.1	25.0	25.3	25.2	25.1	0.0	25.7
		1	74	25.1	24.8	25.1	25.0	25.1	0.0	25.7
		36	0	24.2	24.1	24.2	24.2	24.2	1.0	24.7
		36	20	24.2	24.2	24.3	24.3	24.2	1.0	24.7
		36	39	24.2	24.2	24.3	24.2	24.3	1.0	24.7
		75	0	24.2	24.2	24.2	24.3	24.2	1.0	24.7
	16QAM	1	0	24.6	24.3	24.6	24.5	24.3	1.0	24.7
		1	37	24.6	24.5	24.7	24.7	24.6	1.0	24.7
		1	74	24.5	24.2	24.6	24.3	24.5	1.0	24.7
		36	0	23.3	23.1	23.2	23.3	23.2	2.0	23.7
		36	20	23.3	23.2	23.3	23.4	23.3	2.0	23.7
		36	39	23.2	23.1	23.4	23.3	23.3	2.0	23.7
		75	0	23.2	23.2	23.3	23.3	23.2	2.0	23.7
	64QAM	1	0	22.3	23.1	23.5	23.6	23.1	2.0	23.7
		1	37	22.3	23.1	23.5	23.5	23.1	2.0	23.7
		1	74	22.9	23.1	23.5	23.5	23.1	2.0	23.7
		36	0	21.5	22.1	22.4	21.3	22.1	3.0	22.7
		36	20	21.7	22.1	22.5	21.3	22.1	3.0	22.7
		36	39	21.9	22.1	22.5	21.3	22.1	3.0	22.7
		75	0	21.8	22.1	22.5	21.2	22.1	3.0	22.7
	256QAM	1	0	20.4	20.2	20.1	20.4	20.2	4.0	21.7
		1	37	20.5	20.4	20.2	20.6	20.5	4.0	21.7
		1	74	20.4	20.2	20.1	20.2	20.5	4.0	21.7
		36	0	20.2	20.2	20.3	20.2	20.2	4.0	21.7
		36	20	20.3	20.3	20.3	20.4	20.3	4.0	21.7
		36	39	20.3	20.2	20.4	20.2	20.4	4.0	21.7
		75	0	20.3	20.2	20.2	20.3	20.3	4.0	21.7

This report shall not be reproduced except in full, without the written approval of UL Korea, Ltd.

LTE Band 41 – PC2 Measured Results (Continued)

BW (MHz)	Mode	RB Allocation	RB offset	Measured Pwr (dBm)					MPR	Tune-up Limit
				39750	40185	40620	41055	41490		
				2506 MHz	2549.5 MHz	2593 MHz	2636.5 MHz	2680 MHz		
10 MHz	QPSK	1	0	25.2	24.9	25.0	24.9	24.9	0.0	25.7
		1	25	25.2	25.1	25.2	25.2	25.1	0.0	25.7
		1	49	25.2	24.8	25.0	24.9	24.9	0.0	25.7
		25	0	24.2	24.2	24.2	24.2	24.2	1.0	24.7
		25	12	24.3	24.3	24.3	24.4	24.2	1.0	24.7
		25	25	24.2	24.2	24.3	24.2	24.3	1.0	24.7
		50	0	24.1	24.2	24.2	24.2	24.2	1.0	24.7
	16QAM	1	0	24.6	24.2	24.5	24.5	24.3	1.0	24.7
		1	25	24.6	24.5	24.5	24.6	24.6	1.0	24.7
		1	49	24.6	24.3	24.5	24.4	24.3	1.0	24.7
		25	0	23.3	23.2	23.2	23.3	23.2	2.0	23.7
		25	12	23.3	23.3	23.4	23.4	23.3	2.0	23.7
		25	25	23.3	23.2	23.3	23.3	23.3	2.0	23.7
		50	0	23.2	23.2	23.3	23.3	23.2	2.0	23.7
	64QAM	1	0	22.2	23.4	23.2	23.2	23.5	2.0	23.7
		1	25	22.1	23.3	23.2	23.1	23.5	2.0	23.7
		1	49	22.5	23.4	23.2	23.1	23.5	2.0	23.7
		25	0	21.7	22.4	22.2	22.2	22.5	3.0	22.7
		25	12	21.8	22.4	22.2	22.2	22.5	3.0	22.7
		25	25	21.9	22.4	22.2	22.1	22.5	3.0	22.7
		50	0	21.7	22.4	22.2	22.1	22.5	3.0	22.7
	256QAM	1	0	20.5	20.4	20.2	20.3	20.1	4.0	21.7
		1	25	20.7	20.2	20.5	20.6	20.2	4.0	21.7
		1	49	20.3	20.3	20.2	20.3	20.2	4.0	21.7
		25	0	20.4	20.3	20.3	20.3	20.4	4.0	21.7
		25	12	20.4	20.4	20.3	20.4	20.4	4.0	21.7
		25	25	20.3	20.3	20.3	20.3	20.4	4.0	21.7
		50	0	20.4	20.2	20.3	20.4	20.3	4.0	21.7

BW (MHz)	Mode	RB Allocation	RB offset	Measured Pwr (dBm)					MPR	Tune-up Limit
				39750	40185	40620	41055	41490		
				2506 MHz	2549.5 MHz	2593 MHz	2636.5 MHz	2680 MHz		
5 MHz	QPSK	1	0	25.3	25.1	25.2	25.2	25.2	0.0	25.7
		1	12	25.2	25.1	25.2	25.2	25.2	0.0	25.7
		1	24	25.3	25.1	25.2	25.2	25.2	0.0	25.7
		12	0	24.4	24.3	24.3	24.3	24.2	1.0	24.7
		12	7	24.4	24.3	24.3	24.3	24.3	1.0	24.7
		12	13	24.4	24.3	24.4	24.3	24.3	1.0	24.7
		25	0	24.4	24.3	24.3	24.3	24.2	1.0	24.7
	16QAM	1	0	24.4	24.4	24.5	24.6	24.5	1.0	24.7
		1	12	24.3	24.5	24.6	24.7	24.6	1.0	24.7
		1	24	24.3	24.5	24.6	24.7	24.5	1.0	24.7
		12	0	23.5	23.3	23.3	23.4	23.3	2.0	23.7
		12	7	23.5	23.4	23.3	23.4	23.3	2.0	23.7
		12	13	23.4	23.3	23.4	23.4	23.4	2.0	23.7
		25	0	23.4	23.3	23.3	23.3	23.3	2.0	23.7
	64QAM	1	0	22.7	22.8	22.7	22.5	22.9	2.0	23.7
		1	12	22.7	22.8	22.6	22.5	22.8	2.0	23.7
		1	24	22.8	22.8	22.6	22.5	22.9	2.0	23.7
		12	0	21.9	22.1	21.4	21.4	21.5	3.0	22.7
		12	7	21.9	22.2	21.4	21.5	21.5	3.0	22.7
		12	13	22.0	22.1	21.4	21.5	21.6	3.0	22.7
		25	0	21.9	22.1	21.4	21.5	21.6	3.0	22.7
	256QAM	1	0	20.8	20.6	20.6	20.6	20.6	4.0	21.7
		1	12	20.8	20.6	20.6	20.7	20.8	4.0	21.7
		1	24	20.8	20.6	20.6	20.7	20.7	4.0	21.7
		12	0	20.5	20.4	20.4	20.4	20.4	4.0	21.7
		12	7	20.5	20.4	20.4	20.5	20.4	4.0	21.7
		12	13	20.5	20.4	20.5	20.4	20.4	4.0	21.7
		25	0	20.5	20.4	20.4	20.5	20.4	4.0	21.7

This report shall not be reproduced except in full, without the written approval of UL Korea, Ltd.

2. Reduced power Results

LTE Band 41 – PC3 Measured Results

BW (MHz)	Mode	RB Allocation	RB offset	Reduced Average Power (dBm) Hotspot back-off							Reduced Average Power (dBm) Proximity sensor back-off						
				Measured Pwr (dBm)					MPR	Tune-up Limit	Measured Pwr (dBm)					MPR	Tune-up Limit
				39750	40185	40620	41055	41490			39750	40185	40620	41055	41490		
				2506 MHz	2549.5 MHz	2593 MHz	2636.5 MHz	2680 MHz			2506 MHz	2549.5 MHz	2593 MHz	2636.5 MHz	2680 MHz		
20 MHz	QPSK	1	0	17.4	17.3	17.2	17.2	16.8	0.0	18.5	17.4	17.3	17.2	17.2	16.8	0.0	18.5
		1	49	17.3	17.3	17.6	17.4	17.2	0.0	18.5	17.3	17.3	17.6	17.4	17.2	0.0	18.5
		1	99	17.2	17.3	17.3	16.9	17.1	0.0	18.5	17.2	17.3	17.2	17.0	17.1	0.0	18.5
		50	0	17.4	17.3	17.4	17.3	17.1	0.0	18.5	17.3	17.3	17.4	17.3	17.1	0.0	18.5
		50	24	17.3	17.3	17.5	17.3	17.3	0.0	18.5	17.3	17.3	17.5	17.3	17.3	0.0	18.5
		50	50	17.3	17.3	17.5	17.3	17.3	0.0	18.5	17.3	17.3	17.5	17.3	17.3	0.0	18.5
		100	0	17.3	17.2	17.4	17.3	17.2	0.0	18.5	17.2	17.2	17.4	17.3	17.2	0.0	18.5
	16QAM	1	0	17.5	17.3	17.1	17.3	16.8	0.0	18.5	17.3	17.3	17.3	17.1	16.8	0.0	18.5
		1	49	17.4	17.3	17.5	17.5	17.2	0.0	18.5	17.1	17.3	17.8	17.3	17.2	0.0	18.5
		1	99	17.4	17.3	17.2	17.1	17.1	0.0	18.5	17.1	17.3	17.4	16.8	17.1	0.0	18.5
		50	0	17.4	17.3	17.4	17.4	17.1	0.0	18.5	17.4	17.3	17.5	17.3	17.0	0.0	18.5
		50	24	17.4	17.3	17.5	17.4	17.3	0.0	18.5	17.3	17.3	17.6	17.4	17.3	0.0	18.5
		50	50	17.3	17.3	17.6	17.3	17.3	0.0	18.5	17.3	17.3	17.6	17.3	17.2	0.0	18.5
		100	0	17.3	17.2	17.4	17.3	17.2	0.0	18.5	17.3	17.2	17.5	17.3	17.2	0.0	18.5
	64QAM	1	0	17.3	17.4	17.2	17.1	17.2	0.0	18.5	17.5	17.5	17.1	17.3	17.1	0.0	18.5
		1	49	17.3	17.4	17.2	17.1	17.7	0.0	18.5	17.3	17.4	17.1	17.3	17.0	0.0	18.5
		1	99	17.3	17.4	17.2	17.1	17.6	0.0	18.5	17.3	17.4	17.1	17.2	17.0	0.0	18.5
		50	0	17.3	17.4	17.2	17.1	17.1	0.0	18.5	17.4	17.4	17.1	17.2	17.0	0.0	18.5
		50	24	17.3	17.4	17.2	17.1	17.3	0.0	18.5	17.4	17.4	17.1	17.3	17.0	0.0	18.5
		50	50	17.3	17.4	17.2	17.1	17.3	0.0	18.5	17.4	17.4	17.1	17.3	17.0	0.0	18.5
		100	0	17.3	17.4	17.2	17.1	17.2	0.0	18.5	17.3	17.4	17.1	17.3	17.0	0.0	18.5
	256QAM	1	0	17.0	16.9	17.5	17.2	16.9	0.0	18.5	17.3	17.0	17.2	17.4	16.9	0.0	18.5
		1	49	17.3	17.3	17.8	17.4	17.3	0.0	18.5	17.5	17.4	17.6	17.8	17.3	0.0	18.5
		1	99	17.0	17.0	17.5	17.0	17.2	0.0	18.5	17.2	17.0	17.3	17.3	17.2	0.0	18.5
		50	0	17.2	17.2	17.4	17.3	17.1	0.0	18.5	17.3	17.2	17.5	17.4	17.1	0.0	18.5
		50	24	17.3	17.3	17.6	17.4	17.3	0.0	18.5	17.3	17.4	17.6	17.4	17.3	0.0	18.5
		50	50	17.2	17.2	17.5	17.3	17.3	0.0	18.5	17.3	17.2	17.6	17.3	17.3	0.0	18.5
		100	0	17.3	17.2	17.4	17.3	17.2	0.0	18.5	17.3	17.3	17.5	17.3	17.2	0.0	18.5
BW (MHz)	Mode	RB Allocation	RB offset	Measured Pwr (dBm)					0	Tune-up Limit	Measured Pwr (dBm)					MPR	Tune-up Limit
				39750	40185	40620	41055	41490			39750	40185	40620	41055	41490		
				2506 MHz	2549.5 MHz	2593 MHz	2636.5 MHz	2680 MHz			2506 MHz	2549.5 MHz	2593 MHz	2636.5 MHz	2680 MHz		
15 MHz	QPSK	1	0	17.3	17.0	17.3	17.3	16.9	0.0	18.5	17.2	17.0	17.4	17.2	16.9	0.0	18.5
		1	37	17.3	17.1	17.4	17.4	17.1	0.0	18.5	17.1	17.2	17.6	17.2	17.1	0.0	18.5
		1	74	17.2	17.0	17.1	17.1	17.1	0.0	18.5	17.0	16.9	17.4	17.0	17.1	0.0	18.5
		36	0	17.3	17.2	17.4	17.3	17.1	0.0	18.5	17.3	17.2	17.5	17.3	17.1	0.0	18.5
		36	20	17.3	17.3	17.5	17.4	17.3	0.0	18.5	17.3	17.3	17.6	17.3	17.3	0.0	18.5
		36	39	17.3	17.3	17.6	17.4	17.3	0.0	18.5	17.3	17.3	17.6	17.4	17.3	0.0	18.5
		75	0	17.2	17.3	17.5	17.3	17.2	0.0	18.5	17.2	17.3	17.5	17.3	17.2	0.0	18.5
	16QAM	1	0	17.5	17.1	17.3	17.4	17.0	0.0	18.5	17.4	17.1	17.4	17.3	17.0	0.0	18.5
		1	37	17.4	17.3	17.5	17.5	17.2	0.0	18.5	17.3	17.3	17.7	17.4	17.3	0.0	18.5
		1	74	17.3	17.1	17.3	17.2	17.2	0.0	18.5	17.1	17.1	17.5	17.1	17.2	0.0	18.5
		36	0	17.4	17.2	17.4	17.4	17.1	0.0	18.5	17.3	17.2	17.5	17.3	17.1	0.0	18.5
		36	20	17.3	17.3	17.5	17.4	17.3	0.0	18.5	17.3	17.3	17.6	17.3	17.2	0.0	18.5
		36	39	17.3	17.2	17.6	17.4	17.3	0.0	18.5	17.3	17.2	17.6	17.3	17.3	0.0	18.5
		75	0	17.3	17.3	17.5	17.3	17.2	0.0	18.5	17.3	17.3	17.5	17.3	17.2	0.0	18.5
	64QAM	1	0	17.2	17.2	17.4	17.2	16.8	0.0	18.5	17.0	17.2	17.4	17.2	17.1	0.0	18.5
		1	37	17.2	17.2	17.4	17.2	17.0	0.0	18.5	16.8	17.2	17.4	17.1	17.1	0.0	18.5
		1	74	17.2	17.2	17.4	17.2	17.0	0.0	18.5	16.8	17.2	17.4	17.2	17.1	0.0	18.5
		36	0	17.2	17.2	17.4	17.1	17.1	0.0	18.5	17.4	17.2	17.4	17.2	17.1	0.0	18.5
		36	20	17.2	17.1	17.4	17.1	17.3	0.0	18.5	17.4	17.2	17.4	17.2	17.1	0.0	18.5
		36	39	17.2	17.1	17.4	17.1	17.3	0.0	18.5	17.3	17.2	17.4	17.2	17.1	0.0	18.5
		75	0	17.2	17.1	17.4	17.2	17.3	0.0	18.5	17.3	17.2	17.4	17.2	17.1	0.0	18.5
	256QAM	1	0	17.2	17.2	17.1	17.3	17.0	0.0	18.5	17.2	16.9	17.4	17.4	16.7	0.0	18.5
		1	37	17.3	17.4	17.3	17.4	17.3	0.0	18.5	17.4	17.1	17.7	17.5	17.0	0.0	18.5
		1	74	17.1	17.1	17.1	17.2	17.3	0.0	18.5	17.2	16.9	17.5	17.2	16.9	0.0	18.5
		36	0	17.3	17.2	17.5	17.4	17.1	0.0	18.5	17.3	17.2	17.5	17.4	17.1	0.0	18.5
		36	20	17.3	17.3	17.5	17.4	17.2	0.0	18.5	17.3	17.4	17.5	17.4	17.3	0.0	18.5
		36	39	17.3	17.2	17.6	17.4	17.2	0.0	18.5	17.3	17.3	17.6	17.4	17.3	0.0	18.5
		75	0	17.3	17.3	17.4	17.3	17.2	0.0	18.5	17.3	17.3	17.5	17.3	17.2	0.0	18.5

This report shall not be reproduced except in full, without the written approval of UL Korea, Ltd.

LTE Band 41 – PC3 Measured Results (Continued)

BW (MHz)	Mode	RB Allocation	RB offset	Measured Pwr (dBm)					MPR	Tune-up Limit	Measured Pwr (dBm)					MPR	Tune-up Limit
				39750	40185	40620	41055	41490			39750	40185	40620	41055	41490		
				2506 MHz	2549.5 MHz	2593 MHz	2636.5 MHz	2680 MHz			2506 MHz	2549.5 MHz	2593 MHz	2636.5 MHz	2680 MHz		
10 MHz	QPSK	1	0	17.2	17.1	17.3	17.1	17.0	0.0	18.5	17.3	17.0	17.3	17.1	16.9	0.0	18.5
		1	25	17.3	17.3	17.5	17.4	17.2	0.0	18.5	17.2	17.2	17.5	17.3	17.1	0.0	18.5
		1	49	17.1	17.0	17.3	17.1	17.0	0.0	18.5	17.2	16.9	17.3	17.1	16.8	0.0	18.5
		25	0	17.4	17.3	17.5	17.3	17.2	0.0	18.5	17.4	17.3	17.5	17.3	17.1	0.0	18.5
		25	12	17.3	17.4	17.6	17.4	17.3	0.0	18.5	17.4	17.4	17.6	17.4	17.3	0.0	18.5
		25	25	17.3	17.3	17.6	17.4	17.3	0.0	18.5	17.3	17.3	17.6	17.4	17.2	0.0	18.5
		50	0	17.3	17.3	17.5	17.3	17.2	0.0	18.5	17.2	17.3	17.5	17.3	17.2	0.0	18.5
	16QAM	1	0	17.4	17.1	17.4	17.2	16.9	0.0	18.5	17.3	17.2	17.4	17.1	17.0	0.0	18.5
		1	25	17.3	17.3	17.6	17.4	17.2	0.0	18.5	17.2	17.3	17.6	17.4	17.2	0.0	18.5
		1	49	17.3	17.0	17.4	17.2	17.0	0.0	18.5	17.3	17.1	17.3	17.1	17.1	0.0	18.5
		25	0	17.4	17.3	17.5	17.4	17.2	0.0	18.5	17.4	17.3	17.5	17.3	17.2	0.0	18.5
		25	12	17.4	17.4	17.6	17.4	17.3	0.0	18.5	17.3	17.5	17.6	17.4	17.3	0.0	18.5
		25	25	17.4	17.3	17.6	17.4	17.2	0.0	18.5	17.3	17.4	17.6	17.4	17.2	0.0	18.5
		50	0	17.3	17.3	17.5	17.4	17.2	0.0	18.5	17.3	17.4	17.5	17.3	17.2	0.0	18.5
	64QAM	1	0	17.2	17.3	17.2	17.0	17.3	0.0	18.5	17.5	17.0	17.5	17.0	16.9	0.0	18.5
		1	25	17.2	17.2	17.2	17.0	17.5	0.0	18.5	17.4	17.0	17.5	17.0	16.9	0.0	18.5
		1	49	17.2	17.2	17.2	17.0	17.3	0.0	18.5	17.4	17.0	17.4	17.0	16.9	0.0	18.5
		25	0	17.2	17.2	17.2	17.0	17.2	0.0	18.5	17.3	17.0	17.5	17.0	16.9	0.0	18.5
		25	12	17.2	17.3	17.2	17.0	17.3	0.0	18.5	17.3	16.9	17.5	17.0	16.9	0.0	18.5
		25	25	17.2	17.2	17.3	17.0	17.2	0.0	18.5	17.3	17.0	17.5	17.0	16.9	0.0	18.5
		50	0	17.2	17.2	17.2	17.0	17.2	0.0	18.5	17.2	17.0	17.5	17.0	16.9	0.0	18.5
	256QAM	1	0	17.2	16.8	17.4	17.2	16.7	0.0	18.5	17.2	17.2	17.1	17.2	17.1	0.0	18.5
		1	25	17.4	17.1	17.8	17.5	17.0	0.0	18.5	17.3	17.5	17.3	17.5	17.4	0.0	18.5
		1	49	17.1	16.9	17.5	17.2	16.8	0.0	18.5	17.1	17.2	17.1	17.2	17.1	0.0	18.5
		25	0	17.3	17.3	17.5	17.3	17.2	0.0	18.5	17.3	17.3	17.6	17.3	17.1	0.0	18.5
		25	12	17.3	17.4	17.6	17.4	17.4	0.0	18.5	17.4	17.4	17.7	17.4	17.3	0.0	18.5
		25	25	17.2	17.4	17.6	17.3	17.2	0.0	18.5	17.2	17.3	17.6	17.4	17.2	0.0	18.5
		50	0	17.3	17.3	17.6	17.3	17.2	0.0	18.5	17.2	17.4	17.5	17.2	17.3	0.0	18.5

BW (MHz)	Mode	RB Allocation	RB offset	Measured Pwr (dBm)					MPR	Tune-up Limit	Measured Pwr (dBm)					MPR	Tune-up Limit
				39750	40185	40620	41055	41490			39750	40185	40620	41055	41490		
				2506 MHz	2549.5 MHz	2593 MHz	2636.5 MHz	2680 MHz			2506 MHz	2549.5 MHz	2593 MHz	2636.5 MHz	2680 MHz		
5 MHz	QPSK	1	0	17.3	17.2	17.5	17.3	17.3	0.0	18.5	17.2	17.3	17.5	17.3	17.3	0.0	18.5
		1	12	17.2	17.3	17.6	17.3	17.2	0.0	18.5	17.2	17.4	17.6	17.3	17.3	0.0	18.5
		1	24	17.2	17.3	17.5	17.3	17.1	0.0	18.5	17.1	17.3	17.6	17.3	17.2	0.0	18.5
		12	0	17.3	17.4	17.6	17.4	17.3	0.0	18.5	17.3	17.3	17.7	17.4	17.3	0.0	18.5
		12	7	17.4	17.4	17.7	17.5	17.4	0.0	18.5	17.3	17.4	17.6	17.4	17.3	0.0	18.5
		12	13	17.3	17.4	17.7	17.5	17.3	0.0	18.5	17.3	17.4	17.7	17.5	17.3	0.0	18.5
		25	0	17.3	17.4	17.6	17.4	17.3	0.0	18.5	17.3	17.4	17.6	17.4	17.3	0.0	18.5
	16QAM	1	0	17.2	17.3	17.7	17.3	17.3	0.0	18.5	17.3	17.4	17.5	17.3	17.4	0.0	18.5
		1	12	17.2	17.3	17.8	17.3	17.2	0.0	18.5	17.2	17.4	17.6	17.3	17.4	0.0	18.5
		1	24	17.2	17.3	17.8	17.3	17.2	0.0	18.5	17.2	17.5	17.6	17.3	17.3	0.0	18.5
		12	0	17.4	17.3	17.7	17.4	17.3	0.0	18.5	17.3	17.4	17.6	17.4	17.3	0.0	18.5
		12	7	17.4	17.4	17.7	17.5	17.3	0.0	18.5	17.4	17.5	17.6	17.4	17.3	0.0	18.5
		12	13	17.3	17.4	17.7	17.5	17.2	0.0	18.5	17.3	17.4	17.7	17.5	17.3	0.0	18.5
		25	0	17.3	17.4	17.6	17.4	17.3	0.0	18.5	17.3	17.4	17.6	17.4	17.3	0.0	18.5
	64QAM	1	0	17.5	17.2	17.8	17.6	17.0	0.0	18.5	17.1	17.5	17.8	17.3	17.5	0.0	18.5
		1	12	17.5	17.2	17.8	17.6	17.0	0.0	18.5	17.0	17.5	17.8	17.3	17.5	0.0	18.5
		1	24	17.5	17.2	17.8	17.6	16.9	0.0	18.5	17.0	17.5	17.8	17.3	17.5	0.0	18.5
		12	0	17.5	17.2	17.8	17.6	17.3	0.0	18.5	17.3	17.5	17.8	17.3	17.5	0.0	18.5
		12	7	17.5	17.2	17.8	17.6	17.4	0.0	18.5	17.4	17.5	17.8	17.3	17.5	0.0	18.5
		12	13	17.5	17.2	17.8	17.6	17.3	0.0	18.5	17.3	17.5	17.8	17.3	17.5	0.0	18.5
		25	0	17.6	17.2	17.8	17.6	17.3	0.0	18.5	17.4	17.5	17.8	17.3	17.5	0.0	18.5
	256QAM	1	0	17.4	17.6	17.7	17.5	17.5	0.0	18.5	17.6	17.4	17.7	17.6	17.3	0.0	18.5
		1	12	17.4	17.6	17.7	17.6	17.5	0.0	18.5	17.6	17.4	17.7	17.7	17.3	0.0	18.5
		1	24	17.3	17.7	17.7	17.5	17.5	0.0	18.5	17.5	17.4	17.7	17.7	17.3	0.0	18.5
		12	0	17.4	17.3	17.6	17.4	17.2	0.0	18.5	17.3	17.3	17.6	17.4	17.3	0.0	18.5
		12	7	17.4	17.4	17.6	17.4	17.3	0.0	18.5	17.3	17.4	17.6	17.4	17.3	0.0	18.5
		12	13	17.3	17.4	17.7	17.5	17.2	0.0	18.5	17.3	17.4	17.7	17.4	17.2	0.0	18.5
		25	0	17.3	17.4	17.6	17.4	17.3	0.0	18.5	17.4	17.4	17.6	17.4	17.3	0.0	18.5

This report shall not be reproduced except in full, without the written approval of UL Korea, Ltd.

LTE Band 41 – PC2 Measured Results

BW (MHz)	Mode	RB Allocation	RB offset	Reduced Average Power (dBm) Hotspot back-off							Reduced Average Power (dBm) Proximity sensor back-off						
				Measured Pwr (dBm)					MPR	Tune-up Limit	Measured Pwr (dBm)					MPR	Tune-up Limit
				39750	40185	40620	41055	41490			39750	40185	40620	41055	41490		
				2506 MHz	2549.5 MHz	2593 MHz	2636.5 MHz	2680 MHz			2506 MHz	2549.5 MHz	2593 MHz	2636.5 MHz	2680 MHz		
20 MHz	QPSK	1	0	17.3	17.2	17.3	17.3	16.9	0.0	18.5	17.4	17.2	17.2	17.3	16.9	0.0	18.5
		1	49	17.2	17.2	17.6	17.4	17.3	0.0	18.5	17.3	17.3	17.6	17.5	17.2	0.0	18.5
		1	99	17.2	17.3	17.4	17.0	17.2	0.0	18.5	17.2	17.3	17.2	17.0	17.1	0.0	18.5
		50	0	17.4	17.3	17.5	17.4	17.2	0.0	18.5	17.3	17.3	17.5	17.4	17.1	0.0	18.5
		50	24	17.3	17.4	17.6	17.4	17.4	0.0	18.5	17.3	17.3	17.6	17.4	17.3	0.0	18.5
		50	50	17.3	17.4	17.6	17.4	17.4	0.0	18.5	17.2	17.4	17.6	17.3	17.3	0.0	18.5
		100	0	17.2	17.3	17.5	17.3	17.3	0.0	18.5	17.2	17.2	17.5	17.3	17.3	0.0	18.5
	16QAM	1	0	17.8	17.7	17.3	17.7	17.2	0.0	18.5	17.5	17.7	17.7	17.3	17.2	0.0	18.5
		1	49	17.7	17.6	17.8	17.9	17.6	0.0	18.5	17.4	17.6	18.1	17.6	17.6	0.0	18.5
		1	99	17.6	17.7	17.5	17.4	17.5	0.0	18.5	17.5	17.7	17.7	17.2	17.5	0.0	18.5
		50	0	17.4	17.3	17.5	17.4	17.2	0.0	18.5	17.4	17.3	17.5	17.4	17.1	0.0	18.5
		50	24	17.4	17.4	17.6	17.5	17.4	0.0	18.5	17.3	17.4	17.7	17.4	17.4	0.0	18.5
		50	50	17.3	17.4	17.6	17.4	17.3	0.0	18.5	17.3	17.4	17.7	17.4	17.3	0.0	18.5
		100	0	17.2	17.3	17.5	17.4	17.3	0.0	18.5	17.3	17.3	17.5	17.3	17.3	0.0	18.5
	64QAM	1	0	17.8	17.7	17.3	17.6	17.4	0.0	18.5	17.8	17.7	17.3	17.6	17.4	0.0	18.5
		1	49	17.7	17.7	17.3	17.6	17.4	0.0	18.5	17.7	17.7	17.3	17.6	17.4	0.0	18.5
		1	99	17.6	17.7	17.4	17.6	17.4	0.0	18.5	17.6	17.7	17.3	17.6	17.4	0.0	18.5
		50	0	17.4	17.7	17.4	17.6	17.4	0.0	18.5	17.4	17.7	17.3	17.6	17.4	0.0	18.5
		50	24	17.4	17.7	17.3	17.6	17.4	0.0	18.5	17.4	17.7	17.3	17.6	17.4	0.0	18.5
		50	50	17.4	17.7	17.3	17.6	17.4	0.0	18.5	17.3	17.7	17.3	17.6	17.4	0.0	18.5
		100	0	17.3	17.7	17.4	17.6	17.4	0.0	18.5	17.3	17.7	17.3	17.6	17.4	0.0	18.5
	256QAM	1	0	17.6	17.2	17.4	17.7	17.1	0.0	18.5	17.6	17.1	17.4	17.7	17.1	0.0	18.5
		1	49	17.8	17.6	17.9	17.9	17.5	0.0	18.5	17.8	17.6	17.8	17.9	17.5	0.0	18.5
		1	99	17.4	17.2	17.5	17.5	17.4	0.0	18.5	17.4	17.2	17.6	17.5	17.4	0.0	18.5
		50	0	17.3	17.2	17.5	17.4	17.2	0.0	18.5	17.3	17.2	17.5	17.4	17.1	0.0	18.5
		50	24	17.3	17.4	17.6	17.4	17.4	0.0	18.5	17.3	17.4	17.6	17.4	17.4	0.0	18.5
		50	50	17.3	17.3	17.6	17.4	17.4	0.0	18.5	17.3	17.3	17.6	17.4	17.4	0.0	18.5
		100	0	17.3	17.3	17.5	17.4	17.3	0.0	18.5	17.3	17.3	17.5	17.4	17.3	0.0	18.5

BW (MHz)	Mode	RB Allocation	RB offset	Measured Pwr (dBm)					MPR	Tune-up Limit	Measured Pwr (dBm)					MPR	Tune-up Limit
				39750	40185	40620	41055	41490			39750	40185	40620	41055	41490		
				2506 MHz	2549.5 MHz	2593 MHz	2636.5 MHz	2680 MHz			2506 MHz	2549.5 MHz	2593 MHz	2636.5 MHz	2680 MHz		
15 MHz	QPSK	1	0	17.4	17.0	17.4	17.3	16.9	0.0	18.5	17.3	17.0	17.3	17.3	16.9	0.0	18.5
		1	37	17.2	17.1	17.5	17.4	17.1	0.0	18.5	17.2	17.2	17.6	17.3	17.1	0.0	18.5
		1	74	17.2	17.0	17.4	17.1	17.2	0.0	18.5	17.2	17.0	17.4	17.1	17.1	0.0	18.5
		36	0	17.4	17.2	17.5	17.4	17.2	0.0	18.5	17.3	17.2	17.5	17.4	17.2	0.0	18.5
		36	20	17.3	17.4	17.6	17.4	17.4	0.0	18.5	17.3	17.3	17.6	17.4	17.4	0.0	18.5
		36	39	17.3	17.3	17.6	17.4	17.4	0.0	18.5	17.3	17.3	17.6	17.5	17.4	0.0	18.5
		75	0	17.3	17.3	17.5	17.3	17.3	0.0	18.5	17.2	17.3	17.5	17.3	17.3	0.0	18.5
	16QAM	1	0	17.8	17.4	17.8	17.7	17.3	0.0	18.5	17.7	17.4	17.7	17.8	17.3	0.0	18.5
		1	37	17.8	17.6	18.0	17.8	17.6	0.0	18.5	17.7	17.6	17.9	17.9	17.6	0.0	18.5
		1	74	17.6	17.3	17.9	17.5	17.5	0.0	18.5	17.6	17.4	17.8	17.6	17.5	0.0	18.5
		36	0	17.4	17.2	17.5	17.4	17.2	0.0	18.5	17.3	17.2	17.6	17.4	17.2	0.0	18.5
		36	20	17.4	17.4	17.6	17.5	17.4	0.0	18.5	17.3	17.4	17.6	17.4	17.4	0.0	18.5
		36	39	17.4	17.3	17.6	17.5	17.3	0.0	18.5	17.3	17.3	17.7	17.4	17.3	0.0	18.5
		75	0	17.3	17.3	17.6	17.4	17.3	0.0	18.5	17.3	17.3	17.5	17.4	17.3	0.0	18.5
	64QAM	1	0	17.6	17.2	17.7	17.7	17.1	0.0	18.5	17.5	17.2	17.7	17.7	17.1	0.0	18.5
		1	37	17.4	17.2	17.7	17.7	17.1	0.0	18.5	17.4	17.2	17.7	17.7	17.1	0.0	18.5
		1	74	17.4	17.2	17.7	17.7	17.1	0.0	18.5	17.4	17.2	17.7	17.7	17.1	0.0	18.5
		36	0	17.4	17.2	17.7	17.7	17.1	0.0	18.5	17.4	17.2	17.7	17.7	17.1	0.0	18.5
		36	20	17.4	17.2	17.7	17.7	17.1	0.0	18.5	17.4	17.2	17.7	17.7	17.1	0.0	18.5
		36	39	17.3	17.2	17.7	17.7	17.1	0.0	18.5	17.3	17.2	17.7	17.7	17.1	0.0	18.5
		75	0	17.3	17.2	17.7	17.7	17.1	0.0	18.5	17.3	17.2	17.7	17.7	17.1	0.0	18.5
	256QAM	1	0	17.4	17.3	17.2	17.6	17.3	0.0	18.5	17.4	17.3	17.2	17.6	17.3	0.0	18.5
		1	37	17.5	17.4	17.5	17.7	17.5	0.0	18.5	17.5	17.5	17.5	17.7	17.5	0.0	18.5
		1	74	17.4	17.3	17.3	17.5	17.5	0.0	18.5	17.4	17.3	17.3	17.5	17.5	0.0	18.5
		36	0	17.3	17.3	17.5	17.4	17.2	0.0	18.5	17.3	17.3	17.5	17.4	17.2	0.0	18.5
		36	20	17.4	17.4	17.6	17.4	17.4	0.0	18.5	17.3	17.4	17.6	17.4	17.4	0.0	18.5
		36	39	17.3	17.3	17.7	17.4	17.4	0.0	18.5	17.3	17.3	17.7	17.4	17.4	0.0	18.5
		75	0	17.3	17.3	17.5	17.4	17.4	0.0	18.5	17.3	17.3	17.5	17.4	17.3	0.0	18.5

This report shall not be reproduced except in full, without the written approval of UL Korea, Ltd.

LTE Band 41 – PC2 Measured Results (Continued)

BW (MHz)	Mode	RB Allocation	RB offset	Measured Pwr (dBm)					MPR	Tune-up Limit	Measured Pwr (dBm)					MPR	Tune-up Limit
				39750	40185	40620	41055	41490			39750	40185	40620	41055	41490		
				2506 MHz	2549.5 MHz	2593 MHz	2636.5 MHz	2680 MHz			2506 MHz	2549.5 MHz	2593 MHz	2636.5 MHz	2680 MHz		
10 MHz	QPSK	1	0	17.4	17.1	17.3	17.2	17.0	0.0	18.5	17.3	17.0	17.3	17.2	16.9	0.0	18.5
		1	25	17.3	17.3	17.5	17.4	17.3	0.0	18.5	17.3	17.3	17.6	17.4	17.2	0.0	18.5
		1	49	17.3	17.1	17.3	17.2	17.0	0.0	18.5	17.2	17.0	17.3	17.2	16.9	0.0	18.5
		25	0	17.4	17.3	17.6	17.4	17.2	0.0	18.5	17.4	17.3	17.6	17.4	17.2	0.0	18.5
		25	12	17.4	17.4	17.6	17.5	17.4	0.0	18.5	17.4	17.4	17.7	17.5	17.4	0.0	18.5
		25	25	17.4	17.3	17.6	17.5	17.3	0.0	18.5	17.3	17.4	17.6	17.5	17.3	0.0	18.5
		50	0	17.3	17.3	17.6	17.4	17.3	0.0	18.5	17.3	17.4	17.6	17.4	17.3	0.0	18.5
	16QAM	1	0	17.9	17.5	17.7	17.7	17.4	0.0	18.5	17.8	17.4	17.8	17.7	17.3	0.0	18.5
		1	25	17.8	17.7	17.9	17.9	17.7	0.0	18.5	17.8	17.6	18.0	17.9	17.5	0.0	18.5
		1	49	17.8	17.5	17.7	17.7	17.5	0.0	18.5	17.7	17.4	17.8	17.7	17.3	0.0	18.5
		25	0	17.4	17.4	17.6	17.4	17.3	0.0	18.5	17.5	17.4	17.6	17.4	17.2	0.0	18.5
		25	12	17.4	17.5	17.6	17.5	17.4	0.0	18.5	17.4	17.5	17.7	17.5	17.4	0.0	18.5
		25	25	17.4	17.4	17.7	17.5	17.3	0.0	18.5	17.4	17.4	17.7	17.5	17.2	0.0	18.5
		50	0	17.3	17.4	17.6	17.4	17.3	0.0	18.5	17.3	17.4	17.6	17.4	17.3	0.0	18.5
	64QAM	1	0	17.3	17.5	17.5	17.4	17.4	0.0	18.5	17.3	17.4	17.5	17.3	17.4	0.0	18.5
		1	25	17.2	17.5	17.5	17.4	17.4	0.0	18.5	17.2	17.4	17.5	17.3	17.4	0.0	18.5
		1	49	17.1	17.5	17.5	17.3	17.4	0.0	18.5	17.2	17.4	17.5	17.4	17.4	0.0	18.5
		25	0	17.5	17.5	17.5	17.4	17.4	0.0	18.5	17.5	17.4	17.5	17.3	17.4	0.0	18.5
		25	12	17.5	17.5	17.5	17.4	17.4	0.0	18.5	17.5	17.4	17.5	17.3	17.4	0.0	18.5
		25	25	17.5	17.6	17.5	17.3	17.4	0.0	18.5	17.5	17.4	17.5	17.4	17.4	0.0	18.5
		50	0	17.3	17.5	17.5	17.4	17.4	0.0	18.5	17.4	17.4	17.5	17.3	17.4	0.0	18.5
	256QAM	1	0	17.4	17.0	17.5	17.4	16.9	0.0	18.5	17.4	17.0	17.5	17.5	16.9	0.0	18.5
		1	25	17.6	17.2	17.8	17.7	17.2	0.0	18.5	17.6	17.3	17.9	17.7	17.2	0.0	18.5
		1	49	17.3	17.0	17.5	17.4	16.9	0.0	18.5	17.3	17.0	17.6	17.5	16.9	0.0	18.5
		25	0	17.4	17.4	17.6	17.4	17.3	0.0	18.5	17.4	17.4	17.6	17.4	17.3	0.0	18.5
		25	12	17.4	17.5	17.7	17.5	17.4	0.0	18.5	17.5	17.5	17.7	17.5	17.5	0.0	18.5
		25	25	17.3	17.4	17.6	17.4	17.3	0.0	18.5	17.3	17.4	17.6	17.5	17.3	0.0	18.5
		50	0	17.4	17.3	17.5	17.4	17.2	0.0	18.5	17.4	17.3	17.6	17.4	17.2	0.0	18.5

BW (MHz)	Mode	RB Allocation	RB offset	Measured Pwr (dBm)					MPR	Tune-up Limit	Measured Pwr (dBm)					MPR	Tune-up Limit
				39750	40185	40620	41055	41490			39750	40185	40620	41055	41490		
				2506 MHz	2549.5 MHz	2593 MHz	2636.5 MHz	2680 MHz			2506 MHz	2549.5 MHz	2593 MHz	2636.5 MHz	2680 MHz		
5 MHz	QPSK	1	0	17.2	17.2	17.6	17.3	17.2	0.0	18.5	17.3	17.3	17.5	17.4	17.3	0.0	18.5
		1	12	17.1	17.3	17.7	17.2	17.2	0.0	18.5	17.2	17.3	17.5	17.4	17.4	0.0	18.5
		1	24	17.2	17.3	17.6	17.3	17.2	0.0	18.5	17.2	17.3	17.5	17.4	17.3	0.0	18.5
		12	0	17.4	17.4	17.6	17.5	17.3	0.0	18.5	17.3	17.4	17.6	17.5	17.4	0.0	18.5
		12	7	17.3	17.4	17.7	17.5	17.3	0.0	18.5	17.3	17.5	17.7	17.5	17.4	0.0	18.5
		12	13	17.3	17.4	17.7	17.5	17.3	0.0	18.5	17.3	17.4	17.7	17.6	17.3	0.0	18.5
		25	0	17.3	17.4	17.6	17.5	17.3	0.0	18.5	17.3	17.4	17.6	17.5	17.3	0.0	18.5
	16QAM	1	0	17.6	17.6	18.0	17.7	17.5	0.0	18.5	17.5	17.7	17.9	17.7	17.7	0.0	18.5
		1	12	17.6	17.6	18.1	17.8	17.5	0.0	18.5	17.6	17.8	18.0	17.8	17.8	0.0	18.5
		1	24	17.5	17.6	18.1	17.7	17.4	0.0	18.5	17.5	17.8	17.9	17.7	17.7	0.0	18.5
		12	0	17.3	17.4	17.7	17.5	17.2	0.0	18.5	17.4	17.5	17.7	17.5	17.4	0.0	18.5
		12	7	17.3	17.5	17.7	17.5	17.4	0.0	18.5	17.4	17.6	17.7	17.6	17.4	0.0	18.5
		12	13	17.4	17.5	17.8	17.5	17.4	0.0	18.5	17.4	17.5	17.7	17.6	17.4	0.0	18.5
		25	0	17.3	17.5	17.6	17.5	17.3	0.0	18.5	17.3	17.4	17.7	17.5	17.3	0.0	18.5
	64QAM	1	0	17.5	17.8	18.0	17.6	17.8	0.0	18.5	17.6	17.8	18.0	17.6	17.8	0.0	18.5
		1	12	17.4	17.8	18.0	17.6	17.8	0.0	18.5	17.5	17.8	18.0	17.6	17.8	0.0	18.5
		1	24	17.4	17.8	18.0	17.6	17.8	0.0	18.5	17.4	17.8	18.0	17.6	17.8	0.0	18.5
		12	0	17.4	17.8	18.0	17.6	17.8	0.0	18.5	17.5	17.8	18.0	17.6	17.8	0.0	18.5
		12	7	17.4	17.8	18.0	17.6	17.8	0.0	18.5	17.4	17.8	18.0	17.6	17.8	0.0	18.5
		12	13	17.4	17.8	18.0	17.6	17.8	0.0	18.5	17.4	17.8	18.0	17.6	17.8	0.0	18.5
		25	0	17.4	17.8	18.0	17.6	17.8	0.0	18.5	17.4	17.8	18.0	17.6	17.8	0.0	18.5
	256QAM	1	0	17.7	17.6	17.8	17.7	17.6	0.0	18.5	17.7	17.6	17.8	17.8	17.6	0.0	18.5
		1	12	17.6	17.7	17.9	17.8	17.6	0.0	18.5	17.7	17.7	17.9	17.8	17.6	0.0	18.5
		1	24	17.6	17.6	17.9	17.8	17.5	0.0	18.5	17.6	17.6	17.8	17.8	17.5	0.0	18.5
		12	0	17.4	17.4	17.6	17.4	17.4	0.0	18.5	17.4	17.4	17.7	17.5	17.4	0.0	18.5
		12	7	17.4	17.5	17.7	17.5	17.4	0.0	18.5	17.4	17.5	17.7	17.5	17.4	0.0	18.5
		12	13	17.4	17.4	17.7	17.5	17.4	0.0	18.5	17.4	17.5	17.7	17.5	17.4	0.0	18.5
		25	0	17.4	17.4	17.6	17.4	17.4	0.0	18.5	17.4	17.4	17.6	17.5	17.4	0.0	18.5

This report shall not be reproduced except in full, without the written approval of UL Korea, Ltd.

9.3.1 LTE Rel. 10 Carrier Aggregation

LTE Carrier Aggregation Down Link Combinations;

The DL CA power measurement conditions for various CC's combinations were determined according LTE DL CA SAR Test Exclusion guidance in TCB workshop note (April 2018). Only yellow highlighted cells need power measurement. The following power measurements were performed with a single carrier uplink; CA for this particular project only supports one (1) uplink and up to four (4) downlinks.

LTE Release 10 Carrier Aggregation

Index	2CC	Restriction	Completely Covered by Measurement Supersrt	Reverse
2CC #1	CA_2A-2A			
2CC #2	CA_2C			
2CC #3	CA_2A-4A			O
2CC #4	CA_2A-5A			O
2CC #5	CA_2A-12A			O
2CC #6	CA_2A-13A			O
2CC #7	CA_2A-17A	B17 SCC only		O
2CC #8	CA_2A-66A			O
2CC #9	CA_4A-4A			
2CC #10	CA_4A-5A			O
2CC #11	CA_4A-12A			O
2CC #12	CA_4A-13A			O
2CC #13	CA_4A-17A	B17 SCC only		O
2CC #14	CA_5A-41A			
2CC #15	CA_5A-66A			O
2CC #16	CA_12A-66A			O
2CC #17	CA_26A-41A			
2CC #18	CA_41A-41A			
2CC #19	CA_41C			
2CC #20	CA_66A-66A			
2CC #21	CA_66B			
2CC #22	CA_66C			

Index	3CC	Restriction	Completely Covered by Measurement Supersrt	Reverse
3CC #1	CA_2A-4A-5A			O
3CC #2	CA_2A-4A-13A			O
3CC #3	CA_4A-4A-12A			O
3CC #4	CA_4A-4A-17A	B17 SCC only		
3CC #5	CA_5A-66A-66A			O
3CC #6	CA_12A-66A-66A			O
3CC #7	CA_26A-41C			O
3CC #8	CA_41A-41C			O
3CC #9	CA_41D			
3CC #10				
3CC #11				
3CC #12				

Index	4CC	Restriction	Completely Covered by Measurement Supersrt	Reverse
4CC #1	CA_41C-41C			
4CC #2	CA_41A-41D			O
4CC #3	CA_41E			

Note:

Only yellow highlight cells need power measurement according to LTE DL CA SAR test Exclusion in TCB workshop (April.2018).

This report shall not be reproduced except in full, without the written approval of UL Korea, Ltd.

LTE Release 10 Carrier Aggregation with 4x4 MIMO

Index	2CC	Restriction	Completely Covered by Measurement Supersrt	Reverse
2CC #1	2A-[4A]	3CC #1		O
2CC #2	2A-[66A]			O
2CC #3	[4A]-4A			O
2CC #4	[4A]-[4A]			
2CC #5	[4A]-5A	3CC #1		O
2CC #6	[4A]-12A			O
2CC #7	[4A]-13A	3CC #2		O
2CC #8	[4A]-17A			O
2CC #9	5A-[66A]	3CC #3		O
2CC #10	12A-[66A]	3CC #6		O
2CC #11	[66A]-66A	3CC #3		O
2CC #12	[66A]-[66A]	3CC #5		
2CC #13	5A-[41A]			
2CC #14	26A-[41A]			
2CC #15	[41A]-41A			O
2CC #16	[41A]-[41A]			
2CC #17	[41C]	4CC #4		

[*] is 4X4 MIMO configuration.

Index	3CC	Restriction	Completely Covered by Measurement Supersrt	Reverse
3CC #1	2A-[4A]-5A			O
3CC #2	2A-[4A]-13A			O
3CC #3	5A-[66A]-66A			O
3CC #4	5A-[66A]-[66A]			O
3CC #5	12A-[66A]-66A			O

Index	4CC	Restriction	Completely Covered by Measurement Supersrt	Reverse
4CC #1	[41A]-41D			O
4CC #2	41A-[41D]			O
4CC #3	[41A]-[41D]			O
4CC #4	[41C]-41C			O
4CC #58	[41C]-[41C]			
4CC #6	[41E]			

Note:

Only yellow highlight cells need power measurement according to LTE DL CA SAR test Exclusion in TCB workshop (April.2018).

1. Single Carrier 4x4 Downlink MIMO

LTE Band	Bandwidth (MHz)	Channel	Frequency (MHz)	Modulation	RB/Offset	LTE Rel 8 Tx. Power [dBm]	4x4 DL MIMO LTE Rel 8 Tx. Power	Delta
Band 4	20	20300	1745 MHz	QPSK	1/49	23.8	23.7	-0.18
Band 66	20	132322	1745 MHz	QPSK	1/49	23.8	23.7	-0.04
Band 41	20	40620	2593	QPSK	1/49	22.1	22.1	0.01

Note:

1. According to LTE Test Conditions in TCB workshop (May, 2017), SAR is excluded for LTE downlink 4x4 MIMO operation when uplink output with DL MIMO does not exceed highest uplink output power configuration without DL MIMO by more than a 1/4 dB. And for DL MIMO with carrier aggregation, the same SAR test exclusion procedure is considered.

2. DL CA output power results

This report shall not be reproduced except in full, without the written approval of UL Korea, Ltd.

E-UTRA CA configutation (BCS)	Bands				UL					DL												LTE Rel 8 Tx. Power [dBm]	LTE Rel 10 Tx. Power [dBm]	Delta
	PCC	SCC1	SCC2	SCC3	PCC					PCC			SCC1			SCC2			SCC3					
	1st	2nd	3rd	4th	Mode	BW (MHz)	Channel	Freq. (MHz)	RB/Offset	BW (MHz)	Channel	Freq. (MHz)	BW (MHz)	Channel	Freq. (MHz)	BW (MHz)	Channel	Freq. (MHz)	BW (MHz)	Channel	Freq. (MHz)			
2A-12A	2A	12A			QPSK	20	18900	1880.0	1/49	20	900	1960.0	10	5095	737.5							24.5	24.4	-0.09
	12A	2A			QPSK	10	23095	707.5	1/0	10	5095	737.5	20	900	1960.0							23.8	23.8	-0.07
2A-17A	2A	17A			QPSK	10	18900	1880.0	1/25	10	900	1960.0	10	5790	740.0							24.5	24.5	0.03
	17A	2A			QPSK	10	23790	710.0	1/25	10	5790	740.0	20	900	1960.0							24.4	24.4	-0.01
2A-66A	2A	66A			QPSK	20	18900	1880.0	1/49	20	900	1960.0	20	66786	2145.0							24.5	24.5	0.05
	66A	2A			QPSK	20	132322	1745.0	1/49	20	66786	2145.0	20	900	1960.0							23.8	23.7	-0.08
4A-17A	4A	17A			QPSK	10	20350	1750.0	1/49	10	2300	2145.0	10	5790	740.0							23.5	23.5	-0.10
	17A	4A			QPSK	10	23790	710.0	1/25	10	5790	740.0	10	2175	2132.5							24.4	24.4	-0.03
5A-41A	5A	41A			QPSK	10	20525	836.5	1/25	10	2525	881.5	20	40620	2593.0							24.3	24.3	-0.01
26A-41A	26A	41A			QPSK	15	26865	831.5	1/74	15	8865	876.5	20	40620	2593.0							24.2	24.2	0.05
2A-4A-5A	2A	4A	5A		QPSK	20	18900	1880.0	1/49	20	900	1960.0	20	2175	2132.5	10	2525	881.5				24.5	24.5	0.04
	4A	5A	2A		QPSK	20	20175	1732.5	1/99	20	2175	2132.5	10	2525	881.5	20	900	1960.0				23.5	23.4	-0.04
	5A	2A	4A		QPSK	10	20525	836.5	1/25	10	2525	881.5	20	900	1960.0	20	2175	2132.5				24.3	24.4	0.09
2A-4A-13A	2A	4A	13A		QPSK	20	18900	1880.0	1/49	20	900	1960.0	20	2175	2132.5	10	5230	751.0				24.5	24.5	0.03
	4A	2A	13A		QPSK	20	20175	1732.5	1/99	20	2175	2132.5	20	900	1960.0	10	5230	751.0				23.5	23.5	0.01
	13A	2A	4A		QPSK	10	23230	782.0	1/0	10	5230	751.0	20	900	1960.0	20	2175	2132.5				24.1	24.2	0.08
4A-4A-12A	4A	4A	12A		QPSK	20	20300	1745.0	1/49	20	2300	2145.0	20	2050	2120.0	10	5095	737.5				23.8	23.8	-0.04
	12A	4A	4A		QPSK	10	23095	707.5	1/0	10	5095	737.5	20	2050	2120.0	20	2300	2145.0				23.8	23.8	-0.07
5A-66A-66A	5A	66A	66A		QPSK	10	20525	836.5	1/25	10	2525	881.5	20	66536	2120.0	20	67036	2170.0				24.3	24.3	0.04
	66A	5A	66A		QPSK	20	132322	1745.0	1/49	20	66786	2145.0	10	2525	881.5	20	67036	2170.0				23.8	23.9	0.10
12A-66A-66A	12A	66A	66A		QPSK	10	23095	707.5	1/0	10	5095	737.5	20	66536	2120.0	20	67036	2170.0				23.8	23.9	0.06
	66A	66A	12A		QPSK	20	132322	1745.0	1/49	20	66786	2145.0	20	67036	2170.0	10	5095	737.5				23.8	23.7	-0.06
26A-41C	26A	41C	41C		QPSK	15	26865	1745.0	1/74	15	8865	876.5	20	40620	2593.0	20	40818	2612.8				24.2	24.2	0.05
2A-2A	2A	2A			QPSK	20	18900	1880.0	1/49	20	900	1960.0	20	1100	1980.0							24.5	24.4	-0.05
41A-41A	41A	41A			QPSK	20	40620	2593.0	1/49	20	40620	2593.0	20	41490	2680.0							22.1	22.1	0.04
41A-41C	41A	41C	41C		QPSK	20	40620	2593.0	1/49	20	40620	2593.0	20	41490	2680.0	20	41292	2660.2				22.1	22.2	0.12
	41C	41C	41A		QPSK	20	40620	2593.0	1/49	20	40620	2593.0	20	40818	2612.8	20	40620	2593.0				22.1	22.1	-0.02
41C-41C	41C	41C	41C	41C	QPSK	20	40620	2593.0	1/49	20	40620	2593.0	20	40818	2612.8	20	39750	2506.0	20	39948	2525.8	22.1	22.1	-0.04
41A-41D	41A	41D	41D	41D	QPSK	20	40620	2593.0	1/49	20	40620	2593.0	20	2680	41490.0	20	41292	2660.2	20	41094	2640.4	22.1	22.0	-0.06
	41D	41D	41D	41A	QPSK	20	40620	2593.0	1/49	20	40620	2593.0	20	40818	2612.8	20	41016	2632.6	20	41490	2680.0	22.1	22.1	-0.03
2C	2C	2C			QPSK	20	18900	1880.0	1/49	20	900	1960.0	20	1098	1979.8							24.5	24.5	0.01
66B	66B	66B			QPSK	15	132047	1717.5	1/0	15	66511	2117.5	5	66604	2126.8							22.8	22.9	0.09
66C	66C	66C			QPSK	20	132072	1720.0	1/0	20	66536	2120.0	20	66734	2139.8							23.3	23.2	-0.06
41E	41E	41E	41E	41E	QPSK	20	40620	2593.0	1/49	20	40620	2593.0	20	40818	2612.8	20	41016	2632.6	20	41214	2652.4	22.1	22.1	-0.05

Note:

1_Per KDB 941225 D05A LTE Rel. 10 KDB Inquiry Sheet: SAR is excluded for Carrier Aggregation when measured power does not exceed LTE Release 8 by more than a 1/4 dB.

2_When the same frequency band is used for both contiguous and non-contiguous in DL CA Intra band, power was measured using the configuration with the largest aggregated bandwidth and maximum output power among the contiguous and non-contiguous in DL CA Intra band configurations

This report shall not be reproduced except in full, without the written approval of UL Korea, Ltd.

3. DL CA with downlink 4x4 MIMO output power results

E-UTRA CA configuration (BCS)	Bands				UL					DL												LTE Rel 8 Tx. Power [dBm]	LTE Rel 10 Tx. Power [dBm]	Delta
	PCC	SCC1	SCC2	SCC3	PCC					PCC			SCC1			SCC2			SCC3					
	1st	2nd	3rd	4th	Mode	BW (MHz)	Channel	Freq. (MHz)	RB/Offset	BW (MHz)	Channel	Freq. (MHz)	BW (MHz)	Channel	Freq. (MHz)	BW (MHz)	Channel	Freq. (MHz)	BW (MHz)	Channel	Freq. (MHz)			
2A-[66A]	2A	[66A]			QPSK	20	18900	1880.0	1/49	20	900	1960.0	20	66786	2145.0							24.5	24.3	-0.14
	[66A]	2A			QPSK	20	132322	1745.0	1/49	20	66786	2145.0	20	900	1960.0							23.8	23.7	-0.12
[4A]-12A	[4A]	12A			QPSK	20	20300	1745.0	1/49	20	2300	2145.0	10	5095	737.5							23.8	23.6	-0.22
	12A	[4A]			QPSK	10	23095	707.5	1/0	10	5095	737.5	20	2175	2132.5							23.8	23.7	-0.16
[4A]-17A	[4A]	17A			QPSK	10	20350	1750.0	1/49	10	2300	2145.0	10	5790	740.0							23.5	23.5	-0.04
	17A	[4A]			QPSK	10	23790	710.0	1/25	10	5790	740.0	10	2175	2132.5							24.4	24.4	0.01
26A-[41A]	26A	[41A]			QPSK	15	26865	831.5	1/74	15	8865	876.5	20	40620	2593.0							24.2	24.2	0.03
2A-[4A]-5A	2A	[4A]	5A		QPSK	20	18900	1880.0	1/49	20	900	1960.0	20	2175	2132.5	10	2525	881.5					24.5	24.4	-0.09
	[4A]	2A	5A		QPSK	20	20175	1732.5	1/99	20	2175	2132.5	10	2525	881.5	20	900	1960.0					23.5	23.3	-0.16
	5A	2A	[4A]		QPSK	10	20525	836.5	1/25	10	2525	881.5	20	900	1960.0	20	2175	2132.5					24.3	24.3	0.03
2A-[4A]-13A	2A	[4A]	13A		QPSK	20	18900	1880.0	1/49	20	900	1960.0	20	2175	2132.5	10	5230	751.0					24.5	24.5	0.04
	[4A]	2A	13A		QPSK	20	20175	1732.5	1/99	20	2175	2132.5	20	900	1960.0	10	5230	751.0					23.5	23.5	0.03
	13A	2A	[4A]		QPSK	10	23230	782.0	1/0	10	5230	751.0	20	900	1960.0	20	2175	2132.5					24.1	24.1	-0.05
5A-[66A]-66A	5A	[66A]	66A		QPSK	10	20525	836.5	1/25	10	2525	881.5	20	66536	2120.0	20	67036	2170.0					24.3	24.2	-0.04
	[66A]	5A	66A		QPSK	20	132322	1745.0	1/49	20	66786	2145.0	10	2525	881.5	20	67036	2170.0					23.8	23.8	-0.01
	66A	5A	[66A]		QPSK	20	132322	1745.0	1/49	20	66786	2145.0	10	2525	881.5	20	67036	2170.0					23.8	23.8	0.03
5A-[66A]-[66A]	5A	[66A]	[66A]		QPSK	20	132322	1745.0	1/49	20	66786	2145.0	10	2525	881.5	20	67036	2170.0					23.8	23.8	0.02
	[66A]	5A	[66A]		QPSK	20	132322	1745.0	1/49	20	66786	2145.0	10	2525	881.5	20	67036	2170.0					23.8	23.8	0.02
12A-[66A]-66A	12A	[66A]	66A		QPSK	10	23095	707.5	1/0	10	5095	737.5	20	66536	2120.0	20	67036	2170.0					23.8	23.8	-0.04
	[66A]	12A	66A		QPSK	20	132322	1745.0	1/49	20	66786	2145.0	20	67036	2170.0	10	5095	737.5					23.8	23.8	0.03
	66A	12A	[66A]		QPSK	20	132322	1745.0	1/49	20	66786	2145.0	20	67036	2170.0	10	5095	737.5					23.8	23.8	0.01
[41E]	[41E]	[41E]	[41E]	[41E]	QPSK	20	40620	2593.0	1/49	20	40620	2593.0	20	40818	2612.8	20	41016	2632.6	20	41214	2652.4	22.1	22.1	0.04
[4A]-4A	[4A]	4A			QPSK	20	20300	1745.0	1/49	20	2300	2145.0	20	2050	2120.0							23.8	23.8	-0.07
	4A	[4A]			QPSK	20	20300	1745.0	1/49	20	2300	2145.0	20	2050	2120.0							23.8	23.7	-0.11
[4A]-[4A]	[4A]	[4A]			QPSK	20	20300	1745.0	1/49	20	2300	2145.0	20	2050	2120.0							23.8	23.7	-0.10
[41A]-41A	[41A]	41A			QPSK	20	40620	2593.0	1/49	20	40620	2593.0	20	41490	2680.0							22.1	22.0	-0.15
	41A	[41A]			QPSK	20	40620	2593.0	1/49	20	40620	2593.0	20	41490	2680.0							22.1	21.9	-0.17
[41A]-[41A]	[41A]	[41A]			QPSK	20	40620	2593.0	1/49	20	40620	2593.0	20	41490	2680.0							22.1	22.0	-0.14
[41A]-41D	[41A]	41D	41D	41D	QPSK	20	40620	2593.0	1/49	20	40620	2593.0	20	2680	41490.0	20	41292	2660.2	20	41094	2640.4	22.1	22.0	-0.10
	41D	41D	41D	[41A]	QPSK	20	40620	2593.0	1/49	20	40620	2593.0	20	40818	2612.8	20	41016	2632.6	20	41490	2680.0	22.1	22.0	-0.07
41A-[41D]	41A	[41D]	[41D]	[41D]	QPSK	20	40620	2593.0	1/49	20	40620	2593.0	20	2680	41490.0	20	41292	2660.2	20	41094	2640.4	22.1	22.0	-0.06
	[41D]	[41D]	[41D]	41A	QPSK	20	40620	2593.0	1/49	20	40620	2593.0	20	40818	2612.8	20	41016	2632.6	20	41490	2680.0	22.1	22.1	-0.02
[41A]-[41D]	[41A]	[41D]	[41D]	[41D]	QPSK	20	40620	2593.0	1/49	20	40620	2593.0	20	2680	41490.0	20	41292	2660.2	20	41094	2640.4	22.1	22.1	-0.03
	[41D]	[41D]	[41D]	[41A]	QPSK	20	40620	2593.0	1/49	20	40620	2593.0	20	40818	2612.8	20	41016	2632.6	20	41490	2680.0	22.1	22.0	-0.06
[41C]-41C	[41C]	[41C]	41C	41C	QPSK	20	40620	2593.0	1/49	20	40620	2593.0	20	40818	2612.8	20	39750	2506.0	20	39948	2525.8	22.1	22.1	0.03
	41C	41C	[41C]	[41C]	QPSK	20	40620	2593.0	1/49	20	40620	2593.0	20	40818	2612.8	20	39750	2506.0	20	39948	2525.8	22.1	22.1	0.01
[41C]-[41C]	[41C]	[41C]	[41C]	[41C]	QPSK	20	40620	2593.0	1/49	20	40620	2593.0	20	40818	2612.8	20	39750	2506.0	20	39948	2525.8	22.1	22.1	0.02

Note:

1_Per KDB 941225 D05A LTE Rel. 10 KDB Inquiry Sheet: SAR is excluded for Carrier Aggregation when measured power does not exceed LTE Release 8 by more than a 1/4 dB.

2_When the same frequency band is used for both contiguous and non-contiguous in DL CA Intra band, power was measured using the configuration with the largest aggregated bandwidth and maximum output power among the contiguous and non-contiguous in DL CA Intra band configurations

This report shall not be reproduced except in full, without the written approval of UL Korea, Ltd.

9.4 Wi-Fi 2.4 GHz (DTS Band)

Measured Results

Band (GHz)	Antenna	Mode	Data Rate	Ch #	Freq. (MHz)	Meas. Avg Pwr (dBm)	Max Output Power (dBm)	SAR Test (Yes/No)	Meas. Avg Pwr (dBm)	Reduced. Output Power (dBm)	SAR Test (Yes/No)
2.4	WiFi SISO Ant.1	802.11b	1 Mbps	1	2412.0	18.3	19.0	Yes	12.3	13.0	Yes
				6	2437.0	18.6			12.7		
				11	2462.0	18.6			12.6		
				12	2467.0	8.6	9.0	No	8.6	9.0	No
				13	2472.0	2.3	3.0		2.3	3.0	
		802.11g	6 Mbps	1	2412.0	Not Required	18.0	No	Not Required	13.0	No
				6	2437.0						
				11	2462.0						
				12	2467.0		9.0			9.0	
				13	2472.0		3.0			3.0	
		802.11n (HT20)	6.5 Mbps	1	2412.0	Not Required	18.0	No	Not Required	13.0	No
				6	2437.0						
				11	2462.0						
				12	2467.0		9.0			9.0	
				13	2472.0		3.0			3.0	
		802.11ax (HE20)	7.3 Mbps	1	2412.0	Not Required	19.0	No	Not Required	13.0	No
				6	2437.0						
				11	2462.0						
				12	2467.0		9.0			9.0	
				13	2472.0		3.0			3.0	

Band (GHz)	Antenna	Mode	Data Rate	Ch #	Freq. (MHz)	Meas. Avg Pwr (dBm)	Max Output Power (dBm)	SAR Test (Yes/No)	Meas. Avg Pwr (dBm)	Reduced. Output Power (dBm)	SAR Test (Yes/No)
2.4	WiFi SISO Ant.1	802.11b	1 Mbps	1	2412.0	18.0	19.0	Yes	11.6	13.0	Yes
				6	2437.0	18.3			12.3		
				11	2462.0	18.5			12.6		
				12	2467.0	8.2	9.0	No	8.2	9.0	No
				13	2472.0	2.0	3.0		2.0	3.0	
		802.11g	6 Mbps	1	2412.0	Not Required	18.0	No	Not Required	13.0	No
				6	2437.0						
				11	2462.0						
				12	2467.0		9.0			9.0	
				13	2472.0		3.0			3.0	
		802.11n (HT20)	6.5 Mbps	1	2412.0	Not Required	18.0	No	Not Required	13.0	No
				6	2437.0						
				11	2462.0						
				12	2467.0		9.0			9.0	
				13	2472.0		3.0			3.0	
		802.11ax (HE20)	7.3 Mbps	1	2412.0	Not Required	19.0	No	Not Required	13.0	No
				6	2437.0						
				11	2462.0						
				12	2467.0		9.0			9.0	
				13	2472.0		3.0			3.0	

Band (GHz)	Antenna	Mode	Data Rate	Ch #	Freq. (MHz)	Meas. Avg Pwr (dBm)	Max Output Power (dBm)	SAR Test (Yes/No)	Meas. Avg Pwr (dBm)	Reduced. Output Power (dBm)	SAR Test (Yes/No)
2.4	WiFi MIMO Ant.1	802.11b	1 Mbps	1	2412.0	18.1	19.0	Yes	12.1	13.0	Yes
				6	2437.0	18.3			12.4		
				11	2462.0	18.3			12.4		
				12	2467.0	4.0	6.0	No	4.0	6.0	No
				13	2472.0	-0.3	0.0		-0.3	0.0	
		802.11g	6 Mbps	1	2412.0	Not Required	18.0	No	Not Required	13.0	No
				6	2437.0						
				11	2462.0						
				12	2467.0		6.0			6.0	
				13	2472.0		0.0			0.0	
		802.11n (HT20)	6.5 Mbps	1	2412.0	Not Required	18.0	No	Not Required	13.0	No
				6	2437.0						
				11	2462.0						
				12	2467.0		6.0			6.0	
				13	2472.0		0.0			0.0	
		802.11ax (HE20)	7.3 Mbps	1	2412.0	Not Required	19.0	No	Not Required	13.0	No
				6	2437.0						
				11	2462.0						
				12	2467.0		6.0			6.0	
				13	2472.0		0.0			0.0	

Band (GHz)	Antenna	Mode	Data Rate	Ch #	Freq. (MHz)	Meas. Avg Pwr (dBm)	Max Output Power (dBm)	SAR Test (Yes/No)	Meas. Avg Pwr (dBm)	Reduced. Output Power (dBm)	SAR Test (Yes/No)
2.4	WiFi MIMO Ant.2	802.11b	1 Mbps	1	2412.0	18.1	19.0	Yes	11.6	13.0	Yes
				6	2437.0	18.3			12.3		
				11	2462.0	18.5			12.6		
				12	2467.0	3.7	6.0	No	3.7	6.0	No
				13	2472.0	-0.6	0.0		-0.6	0.0	
		802.11g	6 Mbps	1	2412.0	Not Required	18.0	No	Not Required	13.0	No
				6	2437.0						
				11	2462.0						
				12	2467.0		6.0			6.0	
				13	2472.0		0.0			0.0	
		802.11n (HT20)	6.5 Mbps	1	2412.0	Not Required	18.0	No	Not Required	13.0	No
				6	2437.0						
				11	2462.0						
				12	2467.0		6.0			6.0	
				13	2472.0		0.0			0.0	
		802.11ax (HE20)	7.3 Mbps	1	2412.0	Not Required	19.0	No	Not Required	13.0	No
				6	2437.0						
				11	2462.0						
				12	2467.0		6.0			6.0	
				13	2472.0		0.0			0.0	

Note(s):

1. SAR is not required for 802.11g/n modes when the adjusted SAR for 802.11b is < 1.2 W/kg.
2. For "Not required", SAR Test reduction was applied from KDB 248227 guidance, Sec. 2.1, b), 1) when the same maximum power is specified for multiple transmission modes in a frequency band, the largest channel bandwidth, lowest order modulation, lowest data rate and lowest order 802.11n/g/ax mode is used for SAR measurement, on the highest measured output power channel in the initial test configuration, for each frequency band. Additional output power measurements were not deemed necessary.
3. Additionally, SAR is not required for Channels 12 and 13 because the tune-up limit and the measured output power for these two channels are no greater than those for the default test channels. Refer to §6.3.
4. MIMO DTS SAR test were additionally evaluated at Head exposure (Max power) & Body exposure (Reduced power) & Extremity 10-g (Reduced power) for determining simultaneous transmission SAR test exclusion.

This report shall not be reproduced except in full, without the written approval of UL Korea, Ltd.

9.5 Wi-Fi 5GHz (U-NII Bands)

Measured Results of WiFi Normal SISO Ant.1

Antenna	Band (GHz)	Mode	Data Rate	Ch #	Freq. (MHz)	Max Pwr.			Reduction Pwr.		
						Avg Pwr (dBm)	Max Output Power (dBm)	SAR Test (Yes/No)	Avg Pwr (dBm)	Max Output Power (dBm)	SAR Test (Yes/No)
SISO Ant.1	5.3 (UNII 2A)	802.11a	6 Mbps	52	5260.0	17.4	18.0	Yes	Not Required	11.0	No
				56	5280.0	17.4			Not Required		
				60	5300.0	17.3			Not Required		
				64	5320.0	17.6			Not Required		
		802.11n (HT20)	6.5 Mbps	52	5260.0	Not Required	18.0	No	Not Required	11.0	No
				56	5280.0	Not Required			Not Required		
				60	5300.0	Not Required			Not Required		
				64	5320.0	Not Required			Not Required		
		802.11n (HT40)	13.5 Mbps	54	5270.0	Not Required	17.0	No	Not Required	11.0	No
				62	5310.0	Not Required			Not Required		
		802.11ac (VHT20)	6.5 Mbps	52	5260.0	Not Required	18.0	No	Not Required	11.0	No
				56	5280.0	Not Required			Not Required		
				60	5300.0	Not Required			Not Required		
				64	5320.0	Not Required			Not Required		
		802.11ac (VHT40)	13.5 Mbps	54	5270.0	Not Required	17.0	No	Not Required	11.0	No
				62	5310.0	Not Required			Not Required		
		802.11ac (VHT80)	29.3 Mbps	58	5290.0	Not Required	15.0	No	10.5	11.0	Yes
		802.11ax (HE20)	7.3 Mbps	52	5260.0	Not Required	18.0	No	Not Required	11.0	No
				56	5280.0	Not Required			Not Required		
				60	5300.0	Not Required			Not Required		
				64	5320.0	Not Required			Not Required		
		802.11ax (HE40)	14.6 Mbps	54	5270.0	Not Required	17.0	No	Not Required	11.0	No
				62	5310.0	Not Required			Not Required		
		802.11ax (HE80)	30.6 Mbps	58	5290.0	Not Required	15.0	No	Not Required	11.0	No
	5.5 (U-NII 2C)	802.11a	6 Mbps	100	5500.0	17.8	18.0	Yes	Not Required	11.0	No
				116	5580.0	17.8			Not Required		
				132	5660.0	17.5			Not Required		
				144	5720.0	17.9			Not Required		
		802.11n (HT20)	6.5 Mbps	100	5500.0	Not Required	18.0	No	Not Required	11.0	No
				116	5580.0	Not Required			Not Required		
				132	5660.0	Not Required			Not Required		
				144	5720.0	Not Required			Not Required		
		802.11n (HT40)	13.5 Mbps	102	5510.0	Not Required	17.0	No	Not Required	11.0	No
				110	5550.0	Not Required			Not Required		
				134	5670.0	Not Required			Not Required		
				142	5710.0	Not Required			Not Required		
		802.11ac (VHT20)	6.5 Mbps	100	5500.0	Not Required	18.0	No	Not Required	11.0	No
				116	5580.0	Not Required			Not Required		
				132	5660.0	Not Required			Not Required		
				144	5720.0	Not Required			Not Required		
		802.11ac (VHT40)	13.5 Mbps	102	5510.0	Not Required	17.0	No	Not Required	11.0	No
				110	5550.0	Not Required			Not Required		
				134	5670.0	Not Required			Not Required		
				142	5710.0	Not Required			Not Required		
		802.11ac (VHT80)	29.3 Mbps	106	5530.0	Not Required	16.0	No	10.8	11.0	Yes
				122	5610.0	Not Required			10.7		
				138	5690.0	Not Required			10.8		
		802.11ax (HE20)	7.3 Mbps	100	5500.0	Not Required	18.0	No	Not Required	11.0	No
				120	5600.0	Not Required			Not Required		
				124	5620.0	Not Required			Not Required		
				144	5720.0	Not Required			Not Required		
		802.11ax (HE40)	14.6 Mbps	102	5510.0	Not Required	17.0	No	Not Required	11.0	No
				118	5590.0	Not Required			Not Required		
				126	5630.0	Not Required			Not Required		
				142	5710.0	Not Required			Not Required		
		802.11ax (HE80)	30.6 Mbps	106	5530.0	Not Required	16.0	No	Not Required	11.0	No
				122	5610.0	Not Required			Not Required		
				138	5690.0	Not Required			Not Required		
	5.8 (U-NII 3)	802.11a	6 Mbps	149	5745.0	17.6	18.0	Yes	Not Required	11.0	No
				157	5785.0	17.8			Not Required		
				165	5825.0	17.4			Not Required		
		802.11n (HT20)	6.5 Mbps	149	5745.0	Not Required	18.0	No	Not Required	11.0	No
				157	5785.0	Not Required			Not Required		
				165	5825.0	Not Required			Not Required		
		802.11n (HT40)	13.5 Mbps	151	5755.0	Not Required	17.0	No	Not Required	11.0	No
				159	5795.0	Not Required			Not Required		
		802.11ac (VHT20)	6.5 Mbps	149	5745.0	Not Required	18.0	No	Not Required	11.0	No
				157	5785.0	Not Required			Not Required		
				165	5825.0	Not Required			Not Required		
		802.11ac (VHT40)	13.5 Mbps	151	5755.0	Not Required	17.0	No	Not Required	11.0	No
				159	5795.0	Not Required			Not Required		
		802.11ac (VHT80)	29.3 Mbps	155	5775.0	Not Required	16.0	No	10.6	11.0	Yes
		802.11ax (HE20)	7.3 Mbps	149	5745.0	Not Required	18.0	No	Not Required	11.0	No
				157	5785.0	Not Required			Not Required		
				165	5825.0	Not Required			Not Required		
		802.11ax (HE40)	14.6 Mbps	151	5755.0	Not Required	17.0	No	Not Required	11.0	No
				159	5795.0	Not Required			Not Required		
		802.11ax (HE80)	30.6 Mbps	155	5775.0	Not Required	16.0	No	Not Required	11.0	No

Note(s):

Except Extremity 10-g exposure of UMPC Mini-tablet, WiFi Normal power used for WiFi RSDB mode.

This report shall not be reproduced except in full, without the written approval of UL Korea, Ltd.

Measured Results of WiFi Normal SISO Ant.2

Antenna	Band (GHz)	Mode	Data Rate	Ch #	Freq. (MHz)	Max Pwr.			Reduction Pwr.		
						Avg Pwr (dBm)	Max Output Power (dBm)	SAR Test (Yes/No)	Avg Pwr (dBm)	Max Output Power (dBm)	SAR Test (Yes/No)
SISO Ant.2	5.3 (UNII 2A)	802.11a	6 Mbps	52	5260.0	17.1	18.0	Yes	Not Required	11.0	No
				56	5280.0	17.1			Not Required		
				60	5300.0	17.0			Not Required		
				64	5320.0	17.4			Not Required		
		802.11n (HT20)	6.5 Mbps	52	5260.0	Not Required	18.0	No	Not Required	11.0	No
				56	5280.0	Not Required			Not Required		
				60	5300.0	Not Required			Not Required		
				64	5320.0	Not Required			Not Required		
		802.11n (HT40)	13.5 Mbps	54	5270.0	Not Required	17.0	No	Not Required	11.0	No
				62	5310.0	Not Required			Not Required		
		802.11ac (VHT20)	6.5 Mbps	52	5260.0	Not Required	18.0	No	Not Required	11.0	No
				56	5280.0	Not Required			Not Required		
				60	5300.0	Not Required			Not Required		
				64	5320.0	Not Required			Not Required		
		802.11ac (VHT40)	13.5 Mbps	54	5270.0	Not Required	17.0	No	Not Required	11.0	No
				62	5310.0	Not Required			Not Required		
		802.11ac (VHT80)	29.3 Mbps	58	5290.0	Not Required	15.0	No	10.4	11.0	Yes
		802.11ax (HE20)	7.3 Mbps	52	5260.0	Not Required	18.0	No	Not Required	11.0	No
				56	5280.0	Not Required			Not Required		
				60	5300.0	Not Required			Not Required		
				64	5320.0	Not Required			Not Required		
		802.11ax (HE40)	14.6 Mbps	54	5270.0	Not Required	17.0	No	Not Required	11.0	No
				62	5310.0	Not Required			Not Required		
		802.11ax (HE80)	30.6 Mbps	58	5290.0	Not Required	15.0	No	Not Required	11.0	No
	5.5 (U-NII 2C)	802.11a	6 Mbps	100	5500.0	17.2	18.0	Yes	Not Required	11.0	No
				120	5600.0	16.8			Not Required		
				124	5620.0	16.7			Not Required		
				144	5720.0	16.8			Not Required		
		802.11n (HT20)	6.5 Mbps	100	5500.0	Not Required	18.0	No	Not Required	11.0	No
				120	5600.0	Not Required			Not Required		
				124	5620.0	Not Required			Not Required		
				144	5720.0	Not Required			Not Required		
		802.11n (HT40)	13.5 Mbps	102	5510.0	Not Required	17.0	No	Not Required	11.0	No
				118	5590.0	Not Required			Not Required		
				126	5630.0	Not Required			Not Required		
				142	5710.0	Not Required			Not Required		
		802.11ac (VHT20)	6.5 Mbps	100	5500.0	Not Required	18.0	No	Not Required	11.0	No
				120	5600.0	Not Required			Not Required		
				124	5620.0	Not Required			Not Required		
				144	5720.0	Not Required			Not Required		
		802.11ac (VHT40)	13.5 Mbps	102	5510.0	Not Required	17.0	No	Not Required	11.0	No
				118	5590.0	Not Required			Not Required		
				126	5630.0	Not Required			Not Required		
				142	5710.0	Not Required			Not Required		
		802.11ac (VHT80)	29.3 Mbps	106	5530.0	Not Required	16.0	No	10.6	11.0	Yes
				122	5610.0	Not Required			10.1		
				138	5690.0	Not Required			10.2		
		802.11ax (HE20)	7.3 Mbps	100	5500.0	Not Required	18.0	No	Not Required	11.0	No
				120	5600.0	Not Required			Not Required		
				124	5620.0	Not Required			Not Required		
				144	5720.0	Not Required			Not Required		
		802.11ax (HE40)	14.6 Mbps	102	5510.0	Not Required	17.0	No	Not Required	11.0	No
				118	5590.0	Not Required			Not Required		
				126	5630.0	Not Required			Not Required		
				142	5710.0	Not Required			Not Required		
		802.11ax (HE80)	30.6 Mbps	106	5530.0	Not Required	16.0	No	Not Required	11.0	No
				122	5610.0	Not Required			Not Required		
				138	5690.0	Not Required			Not Required		
	5.8 (U-NII 3)	802.11a	6 Mbps	149	5745.0	17.0	18.0	Yes	Not Required	11.0	No
				157	5785.0	16.6			Not Required		
				165	5825.0	17.4			Not Required		
		802.11n (HT20)	6.5 Mbps	149	5745.0	Not Required	18.0	No	Not Required	11.0	No
				157	5785.0	Not Required			Not Required		
				165	5825.0	Not Required			Not Required		
		802.11n (HT40)	13.5 Mbps	151	5755.0	Not Required	17.0	No	Not Required	11.0	No
				159	5795.0	Not Required			Not Required		
		802.11ac (VHT20)	6.5 Mbps	149	5745.0	Not Required	18.0	No	Not Required	11.0	No
				157	5785.0	Not Required			Not Required		
				165	5825.0	Not Required			Not Required		
		802.11ac (VHT40)	13.5 Mbps	151	5755.0	Not Required	17.0	No	Not Required	11.0	No
				159	5795.0	Not Required			Not Required		
		802.11ac (VHT80)	29.3 Mbps	155	5775.0	Not Required	16.0	No	9.9	11.0	Yes
		802.11ax (HE20)	7.3 Mbps	149	5745.0	Not Required	18.0	No	Not Required	11.0	No
				157	5785.0	Not Required			Not Required		
				165	5825.0	Not Required			Not Required		
		802.11ax (HE40)	14.6 Mbps	151	5755.0	Not Required	17.0	No	Not Required	11.0	No
				159	5795.0	Not Required			Not Required		
		802.11ax (HE80)	30.6 Mbps	155	5775.0	Not Required	16.0	No	Not Required	11.0	No

Note(s):

Except Extremity 10-g exposure of UMPC Mini-tablet, WiFi Normal power used for WiFi RSDB mode.

This report shall not be reproduced except in full, without the written approval of UL Korea, Ltd.

Measured Results of WiFi Normal MIMO Ant.1

Antenna	Band (GHz)	Mode	Data Rate	Ch #	Freq. (MHz)	Max Pwr.			Reduction Pwr.		
						Avg Pwr (dBm)	Max Output Power (dBm)	SAR Test (Yes/No)	Avg Pwr (dBm)	Max Output Power (dBm)	SAR Test (Yes/No)
MIMO Ant.1	5.3 (UNII 2A)	802.11a	6 Mbps	52	5260.0	17.5	18.0	Yes	Not Required	11.0	No
				56	5280.0	17.5			Not Required		
				60	5300.0	17.4			Not Required		
				64	5320.0	17.7			Not Required		
		802.11n (HT20)	6.5 Mbps	52	5260.0	Not Required	18.0	No	Not Required	11.0	No
				56	5280.0	Not Required			Not Required		
				60	5300.0	Not Required			Not Required		
				64	5320.0	Not Required			Not Required		
		802.11n (HT40)	13.5 Mbps	54	5270.0	Not Required	17.0	No	Not Required	11.0	No
				62	5310.0	Not Required			Not Required		
		802.11ac (VHT20)	6.5 Mbps	52	5260.0	Not Required	18.0	No	Not Required	11.0	No
				56	5280.0	Not Required			Not Required		
				60	5300.0	Not Required			Not Required		
				64	5320.0	Not Required			Not Required		
		802.11ac (VHT40)	13.5 Mbps	54	5270.0	Not Required	17.0	No	Not Required	11.0	No
				62	5310.0	Not Required			Not Required		
		802.11ac (VHT80)	29.3 Mbps	58	5290.0	Not Required	15.0	No	10.6	11.0	Yes
		802.11ax (HE20)	7.3 Mbps	52	5260.0	Not Required	18.0	No	Not Required	11.0	No
				56	5280.0	Not Required			Not Required		
				60	5300.0	Not Required			Not Required		
				64	5320.0	Not Required			Not Required		
		802.11ax (HE40)	14.6 Mbps	54	5270.0	Not Required	17.0	No	Not Required	11.0	No
				62	5310.0	Not Required			Not Required		
		802.11ax (HE80)	30.6 Mbps	58	5290.0	Not Required	15.0	No	Not Required	11.0	No
	5.5 (U-NII 2C)	802.11a	6 Mbps	100	5500.0	17.9	18.0	Yes	Not Required	11.0	No
				116	5580.0	17.8			Not Required		
				132	5660.0	17.7			Not Required		
				144	5720.0	18.0			Not Required		
		802.11n (HT20)	6.5 Mbps	100	5500.0	Not Required	18.0	No	Not Required	11.0	No
				116	5580.0	Not Required			Not Required		
				132	5660.0	Not Required			Not Required		
				144	5720.0	Not Required			Not Required		
		802.11n (HT40)	13.5 Mbps	102	5510.0	Not Required	17.0	No	Not Required	11.0	No
				110	5550.0	Not Required			Not Required		
				134	5670.0	Not Required			Not Required		
				142	5710.0	Not Required			Not Required		
		802.11ac (VHT20)	6.5 Mbps	100	5500.0	Not Required	18.0	No	Not Required	11.0	No
				116	5580.0	Not Required			Not Required		
				132	5660.0	Not Required			Not Required		
				144	5720.0	Not Required			Not Required		
		802.11ac (VHT40)	13.5 Mbps	102	5510.0	Not Required	17.0	No	Not Required	11.0	No
				110	5550.0	Not Required			Not Required		
				134	5670.0	Not Required			Not Required		
				142	5710.0	Not Required			Not Required		
		802.11ac (VHT80)	29.3 Mbps	106	5530.0	Not Required	16.0	No	10.9	11.0	Yes
				122	5610.0	Not Required			10.8		
				138	5690.0	Not Required			10.9		
		802.11ax (HE20)	7.3 Mbps	100	5500.0	Not Required	18.0	No	Not Required	11.0	No
				120	5600.0	Not Required			Not Required		
				124	5620.0	Not Required			Not Required		
				144	5720.0	Not Required			Not Required		
		802.11ax (HE40)	14.6 Mbps	102	5510.0	Not Required	17.0	No	Not Required	11.0	No
				118	5590.0	Not Required			Not Required		
				126	5630.0	Not Required			Not Required		
				142	5710.0	Not Required			Not Required		
		802.11ax (HE80)	30.6 Mbps	106	5530.0	Not Required	16.0	No	Not Required	11.0	No
				122	5610.0	Not Required			Not Required		
				138	5690.0	Not Required			Not Required		
	5.8 (U-NII 3)	802.11a	6 Mbps	149	5745.0	17.6	18.0	Yes	Not Required	11.0	No
				157	5785.0	17.8			Not Required		
				165	5825.0	17.4			Not Required		
		802.11n (HT20)	6.5 Mbps	149	5745.0	Not Required	18.0	No	Not Required	11.0	No
				157	5785.0	Not Required			Not Required		
				165	5825.0	Not Required			Not Required		
		802.11n (HT40)	13.5 Mbps	151	5755.0	Not Required	17.0	No	Not Required	11.0	No
				159	5795.0	Not Required			Not Required		
		802.11ac (VHT20)	6.5 Mbps	149	5745.0	Not Required	18.0	No	Not Required	11.0	No
				157	5785.0	Not Required			Not Required		
				165	5825.0	Not Required			Not Required		
		802.11ac (VHT40)	13.5 Mbps	151	5755.0	Not Required	17.0	No	Not Required	11.0	No
				159	5795.0	Not Required			Not Required		
		802.11ac (VHT80)	29.3 Mbps	155	5775.0	Not Required	16.0	No	10.7	11.0	Yes
		802.11ax (HE20)	7.3 Mbps	149	5745.0	Not Required	18.0	No	Not Required	11.0	No
				157	5785.0	Not Required			Not Required		
				165	5825.0	Not Required			Not Required		
		802.11ax (HE40)	14.6 Mbps	151	5755.0	Not Required	17.0	No	Not Required	11.0	No
				159	5795.0	Not Required			Not Required		
		802.11ax (HE80)	30.6 Mbps	155	5775.0	Not Required	16.0	No	Not Required	11.0	No

Note(s):

Except Extremity 10-g exposure of UMPC Mini-tablet, WiFi Normal power used for WiFi RSDB mode.

This report shall not be reproduced except in full, without the written approval of UL Korea, Ltd.

Measured Results of WiFi Normal MIMO Ant.2

Antenna	Band (GHz)	Mode	Data Rate	Ch #	Freq. (MHz)	Max Pwr.			Reduction Pwr.		
						Avg Pwr (dBm)	Max Output Power (dBm)	SAR Test (Yes/No)	Avg Pwr (dBm)	Max Output Power (dBm)	SAR Test (Yes/No)
MIMO Ant.2	5.3 (UNII 2A)	802.11a	6 Mbps	52	5260.0	17.1	18.0	Yes	Not Required	11.0	No
				56	5280.0	17.1			Not Required		
				60	5300.0	17.0			Not Required		
				64	5320.0	17.4			Not Required		
		802.11n (HT20)	6.5 Mbps	52	5260.0	Not Required	18.0	No	Not Required	11.0	No
				56	5280.0	Not Required			Not Required		
				60	5300.0	Not Required			Not Required		
				64	5320.0	Not Required			Not Required		
		802.11n (HT40)	13.5 Mbps	54	5270.0	Not Required	17.0	No	Not Required	11.0	No
				62	5310.0	Not Required			Not Required		
		802.11ac (VHT20)	6.5 Mbps	52	5260.0	Not Required	18.0	No	Not Required	11.0	No
				56	5280.0	Not Required			Not Required		
				60	5300.0	Not Required			Not Required		
				64	5320.0	Not Required			Not Required		
		802.11ac (VHT40)	13.5 Mbps	54	5270.0	Not Required	17.0	No	Not Required	11.0	No
				62	5310.0	Not Required			Not Required		
		802.11ac (VHT80)	29.3 Mbps	58	5290.0	Not Required	15.0	No	10.4	11.0	Yes
		802.11ax (HE20)	7.3 Mbps	52	5260.0	Not Required	18.0	No	Not Required	11.0	No
				56	5280.0	Not Required			Not Required		
				60	5300.0	Not Required			Not Required		
				64	5320.0	Not Required			Not Required		
		802.11ax (HE40)	14.6 Mbps	54	5270.0	Not Required	17.0	No	Not Required	11.0	No
				62	5310.0	Not Required			Not Required		
		802.11ax (HE80)	30.6 Mbps	58	5290.0	Not Required	15.0	No	Not Required	11.0	No
	5.5 (U-NII 2C)	802.11a	6 Mbps	100	5500.0	17.3	18.0	Yes	Not Required	11.0	No
				116	5580.0	16.8			Not Required		
				132	5660.0	16.8			Not Required		
				144	5720.0	16.8			Not Required		
		802.11n (HT20)	6.5 Mbps	100	5500.0	Not Required	18.0	No	Not Required	11.0	No
				116	5580.0	Not Required			Not Required		
				132	5660.0	Not Required			Not Required		
				144	5720.0	Not Required			Not Required		
		802.11n (HT40)	13.5 Mbps	102	5510.0	Not Required	17.0	No	Not Required	11.0	No
				110	5550.0	Not Required			Not Required		
				134	5670.0	Not Required			Not Required		
				142	5710.0	Not Required			Not Required		
		802.11ac (VHT20)	6.5 Mbps	100	5500.0	Not Required	18.0	No	Not Required	11.0	No
				116	5580.0	Not Required			Not Required		
				132	5660.0	Not Required			Not Required		
				144	5720.0	Not Required			Not Required		
		802.11ac (VHT40)	13.5 Mbps	102	5510.0	Not Required	17.0	No	Not Required	11.0	No
				110	5550.0	Not Required			Not Required		
				134	5670.0	Not Required			Not Required		
				142	5710.0	Not Required			Not Required		
		802.11ac (VHT80)	29.3 Mbps	106	5530.0	Not Required	16.0	No	10.5	11.0	Yes
				122	5610.0	Not Required			10.1		
				138	5690.0	Not Required			9.7		
		802.11ax (HE20)	7.3 Mbps	100	5500.0	Not Required	18.0	No	Not Required	11.0	No
				120	5600.0	Not Required			Not Required		
				124	5620.0	Not Required			Not Required		
				144	5720.0	Not Required			Not Required		
		802.11ax (HE40)	14.6 Mbps	102	5510.0	Not Required	17.0	No	Not Required	11.0	No
				118	5590.0	Not Required			Not Required		
				126	5630.0	Not Required			Not Required		
				142	5710.0	Not Required			Not Required		
		802.11ax (HE80)	30.6 Mbps	106	5530.0	Not Required	16.0	No	Not Required	11.0	No
				122	5610.0	Not Required			Not Required		
				138	5690.0	Not Required			Not Required		
	5.8 (U-NII 3)	802.11a	6 Mbps	149	5745.0	17.0	18.0	Yes	Not Required	11.0	No
				157	5785.0	16.6			Not Required		
				165	5825.0	17.4			Not Required		
		802.11n (HT20)	6.5 Mbps	149	5745.0	Not Required	18.0	No	Not Required	11.0	No
				157	5785.0	Not Required			Not Required		
				165	5825.0	Not Required			Not Required		
		802.11n (HT40)	13.5 Mbps	151	5755.0	Not Required	17.0	No	Not Required	11.0	No
				159	5795.0	Not Required			Not Required		
		802.11ac (VHT20)	6.5 Mbps	149	5745.0	Not Required	18.0	No	Not Required	11.0	No
				157	5785.0	Not Required			Not Required		
				165	5825.0	Not Required			Not Required		
		802.11ac (VHT40)	13.5 Mbps	151	5755.0	Not Required	17.0	No	Not Required	11.0	No
				159	5795.0	Not Required			Not Required		
		802.11ac (VHT80)	29.3 Mbps	155	5775.0	Not Required	16.0	No	9.4	11.0	Yes
		802.11ax (HE20)	7.3 Mbps	149	5745.0	Not Required	18.0	No	Not Required	11.0	No
				157	5785.0	Not Required			Not Required		
				165	5825.0	Not Required			Not Required		
		802.11ax (HE40)	14.6 Mbps	151	5755.0	Not Required	17.0	No	Not Required	11.0	No
				159	5795.0	Not Required			Not Required		
		802.11ax (HE80)	30.6 Mbps	155	5775.0	Not Required	16.0	No	Not Required	11.0	No

Note(s):

Except Extremity 10-g exposure of UMPC Mini-tablet, WiFi Normal power used for WiFi RSDB mode.

This report shall not be reproduced except in full, without the written approval of UL Korea, Ltd.

Measured Results of WiFi RSDB SISO Ant.1 & Ant.2

					SISO Ant.1			SISO Ant.2		
					Max Pwr.			Max Pwr.		
Band (GHz)	Mode	Data Rate	Ch #	Freq. (MHz)	Avg Pwr (dBm)	Max Output Power (dBm)	SAR Test (Yes/No)	Avg Pwr (dBm)	Max Output Power (dBm)	SAR Test (Yes/No)
5.3 (UNII 2A)	802.11a	6 Mbps	52	5260.0	Not Required	14.0	No	Not Required	14.0	No
			56	5280.0	Not Required			Not Required		
			60	5300.0	Not Required			Not Required		
			64	5320.0	Not Required			Not Required		
	802.11n (HT20)	6.5 Mbps	52	5260.0	Not Required	14.0	No	Not Required	14.0	No
			56	5280.0	Not Required			Not Required		
			60	5300.0	Not Required			Not Required		
			64	5320.0	Not Required			Not Required		
	802.11n (HT40)	13.5 Mbps	54	5270.0	Not Required	14.0	No	Not Required	14.0	No
			62	5310.0	Not Required			Not Required		
	802.11ac (VHT20)	6.5 Mbps	52	5260.0	Not Required	14.0	No	Not Required	14.0	No
			56	5280.0	Not Required			Not Required		
			60	5300.0	Not Required			Not Required		
			64	5320.0	Not Required			Not Required		
	802.11ac (VHT40)	13.5 Mbps	54	5270.0	Not Required	14.0	No	Not Required	14.0	No
			62	5310.0	Not Required			Not Required		
	802.11ac (VHT80)	29.3 Mbps	58	5290.0	13.2	14.0	No	13.0	14.0	Yes
	802.11ax (HE20)	7.3 Mbps	52	5260.0	Not Required	14.0	No	Not Required	14.0	No
			56	5280.0	Not Required			Not Required		
			60	5300.0	Not Required			Not Required		
			64	5320.0	Not Required			Not Required		
	802.11ax (HE40)	14.6 Mbps	54	5270.0	Not Required	14.0	No	Not Required	14.0	No
			62	5310.0	Not Required			Not Required		
	802.11ax (HE80)	30.6 Mbps	58	5290.0	Not Required	14.0	No	Not Required	14.0	No
5.5 (U-NII 2C)	802.11a	6 Mbps	100	5500.0	Not Required	14.0	No	Not Required	14.0	No
			116	5580.0	Not Required			Not Required		
			132	5660.0	Not Required			Not Required		
			144	5720.0	Not Required			Not Required		
	802.11n (HT20)	6.5 Mbps	100	5500.0	Not Required	14.0	No	Not Required	14.0	No
			116	5580.0	Not Required			Not Required		
			132	5660.0	Not Required			Not Required		
			144	5720.0	Not Required			Not Required		
	802.11n (HT40)	13.5 Mbps	102	5510.0	Not Required	14.0	No	Not Required	14.0	No
			110	5550.0	Not Required			Not Required		
			134	5670.0	Not Required			Not Required		
			142	5710.0	Not Required			Not Required		
	802.11ac (VHT20)	6.5 Mbps	100	5500.0	Not Required	14.0	No	Not Required	14.0	No
			116	5580.0	Not Required			Not Required		
			132	5660.0	Not Required			Not Required		
			144	5720.0	Not Required			Not Required		
	802.11ac (VHT40)	13.5 Mbps	102	5510.0	Not Required	14.0	No	Not Required	14.0	No
			110	5550.0	Not Required			Not Required		
			134	5670.0	Not Required			Not Required		
			142	5710.0	Not Required			Not Required		
	802.11ac (VHT80)	29.3 Mbps	106	5530.0	13.4	14.0	No	13.1	14.0	Yes
			122	5610.0	13.4			12.7		
			138	5690.0	14.0			12.7		
	802.11ax (HE20)	7.3 Mbps	100	5500.0	Not Required	14.0	No	Not Required	14.0	No
			120	5600.0	Not Required			Not Required		
			124	5620.0	Not Required			Not Required		
			144	5720.0	Not Required			Not Required		
	802.11ax (HE40)	14.6 Mbps	102	5510.0	Not Required	14.0	No	Not Required	14.0	No
			118	5590.0	Not Required			Not Required		
			126	5630.0	Not Required			Not Required		
			142	5710.0	Not Required			Not Required		
	802.11ax (HE80)	30.6 Mbps	106	5530.0	Not Required	14.0	No	Not Required	14.0	No
			122	5610.0	Not Required			Not Required		
			138	5690.0	Not Required			Not Required		
5.8 (U-NII 3)	802.11a	6 Mbps	149	5745.0	Not Required	14.0	No	Not Required	14.0	No
			157	5785.0	Not Required			Not Required		
			165	5825.0	Not Required			Not Required		
	802.11n (HT20)	6.5 Mbps	149	5745.0	Not Required	14.0	No	Not Required	14.0	No
			157	5785.0	Not Required			Not Required		
			165	5825.0	Not Required			Not Required		
	802.11n (HT40)	13.5 Mbps	151	5755.0	Not Required	14.0	No	Not Required	14.0	No
			159	5795.0	Not Required			Not Required		
	802.11ac (VHT20)	6.5 Mbps	149	5745.0	Not Required	14.0	No	Not Required	14.0	No
			157	5785.0	Not Required			Not Required		
			165	5825.0	Not Required			Not Required		
	802.11ac (VHT40)	13.5 Mbps	151	5755.0	Not Required	14.0	No	Not Required	14.0	No
			159	5795.0	Not Required			Not Required		
	802.11ac (VHT80)	29.3 Mbps	155	5775.0	13.7	14.0	No	12.4	14.0	Yes
	802.11ax (HE20)	7.3 Mbps	149	5745.0	Not Required	14.0	No	Not Required	14.0	No
			157	5785.0	Not Required			Not Required		
			165	5825.0	Not Required			Not Required		
	802.11ax (HE40)	14.6 Mbps	151	5755.0	Not Required	14.0	No	Not Required	14.0	No
			159	5795.0	Not Required			Not Required		

Note(s):

Extremity 10-g exposure of UMPC Mini-tablet evaluated using WiFi RSDB output power.

This report shall not be reproduced except in full, without the written approval of UL Korea, Ltd.

Measured Results of WiFi RSDB MIMO Ant.1 & Ant.2

					MIMO Ant.1			MIMO Ant.2		
					Max Pwr.			Max Pwr.		
Band (GHz)	Mode	Data Rate	Ch #	Freq. (MHz)	Avg Pwr (dBm)	Max Output Power (dBm)	SAR Test (Yes/No)	Avg Pwr (dBm)	Max Output Power (dBm)	SAR Test (Yes/No)
5.3 (UNII 2A)	802.11a	6 Mbps	52	5260.0	Not Required	14.0	No	Not Required	14.0	No
			56	5280.0	Not Required			Not Required		
			60	5300.0	Not Required			Not Required		
			64	5320.0	Not Required			Not Required		
	802.11n (HT20)	6.5 Mbps	52	5260.0	Not Required	14.0	No	Not Required	14.0	No
			56	5280.0	Not Required			Not Required		
			60	5300.0	Not Required			Not Required		
			64	5320.0	Not Required			Not Required		
	802.11n (HT40)	13.5 Mbps	54	5270.0	Not Required	14.0	No	Not Required	14.0	No
			62	5310.0	Not Required			Not Required		
	802.11ac (VHT20)	6.5 Mbps	52	5260.0	Not Required	14.0	No	Not Required	14.0	No
			56	5280.0	Not Required			Not Required		
			60	5300.0	Not Required			Not Required		
			64	5320.0	Not Required			Not Required		
	802.11ac (VHT40)	13.5 Mbps	54	5270.0	Not Required	14.0	No	Not Required	14.0	No
			62	5310.0	Not Required			Not Required		
	802.11ac (VHT80)	29.3 Mbps	58	5290.0	13.3	14.0	No	13.0	14.0	Yes
	802.11ax (HE20)	7.3 Mbps	52	5260.0	Not Required	14.0	No	Not Required	14.0	No
			56	5280.0	Not Required			Not Required		
			60	5300.0	Not Required			Not Required		
			64	5320.0	Not Required			Not Required		
	802.11ax (HE40)	14.6 Mbps	54	5270.0	Not Required	14.0	No	Not Required	14.0	No
			62	5310.0	Not Required			Not Required		
	802.11ax (HE80)	30.6 Mbps	58	5290.0	Not Required	14.0	No	Not Required	14.0	No
5.5 (U-NII 2C)	802.11a	6 Mbps	100	5500.0	Not Required	14.0	No	Not Required	14.0	No
			116	5580.0	Not Required			Not Required		
			132	5660.0	Not Required			Not Required		
			144	5720.0	Not Required			Not Required		
	802.11n (HT20)	6.5 Mbps	100	5500.0	Not Required	14.0	No	Not Required	14.0	No
			116	5580.0	Not Required			Not Required		
			132	5660.0	Not Required			Not Required		
			144	5720.0	Not Required			Not Required		
	802.11n (HT40)	13.5 Mbps	102	5510.0	Not Required	14.0	No	Not Required	14.0	No
			110	5550.0	Not Required			Not Required		
			134	5670.0	Not Required			Not Required		
			142	5710.0	Not Required			Not Required		
	802.11ac (VHT20)	6.5 Mbps	100	5500.0	Not Required	14.0	No	Not Required	14.0	No
			116	5580.0	Not Required			Not Required		
			132	5660.0	Not Required			Not Required		
			144	5720.0	Not Required			Not Required		
	802.11ac (VHT40)	13.5 Mbps	102	5510.0	Not Required	14.0	No	Not Required	14.0	No
			110	5550.0	Not Required			Not Required		
			134	5670.0	Not Required			Not Required		
			142	5710.0	Not Required			Not Required		
	802.11ac (VHT80)	29.3 Mbps	106	5530.0	13.5	14.0	No	13.1	14.0	Yes
			122	5610.0	13.6			12.7		
			138	5690.0	13.6			12.2		
	802.11ax (HE20)	7.3 Mbps	100	5500.0	Not Required	14.0	No	Not Required	14.0	No
			120	5600.0	Not Required			Not Required		
			124	5620.0	Not Required			Not Required		
			144	5720.0	Not Required			Not Required		
	802.11ax (HE40)	14.6 Mbps	102	5510.0	Not Required	14.0	No	Not Required	14.0	No
			118	5590.0	Not Required			Not Required		
			126	5630.0	Not Required			Not Required		
			142	5710.0	Not Required			Not Required		
	802.11ax (HE80)	30.6 Mbps	106	5530.0	Not Required	14.0	No	Not Required	14.0	No
			122	5610.0	Not Required			Not Required		
			138	5690.0	Not Required			Not Required		
5.8 (U-NII 3)	802.11a	6 Mbps	149	5745.0	Not Required	14.0	No	Not Required	14.0	No
			157	5785.0	Not Required			Not Required		
			165	5825.0	Not Required			Not Required		
	802.11n (HT20)	6.5 Mbps	149	5745.0	Not Required	14.0	No	Not Required	14.0	No
			157	5785.0	Not Required			Not Required		
			165	5825.0	Not Required			Not Required		
	802.11n (HT40)	13.5 Mbps	151	5755.0	Not Required	14.0	No	Not Required	14.0	No
			159	5795.0	Not Required			Not Required		
	802.11ac (VHT20)	6.5 Mbps	149	5745.0	Not Required	14.0	No	Not Required	14.0	No
			157	5785.0	Not Required			Not Required		
			165	5825.0	Not Required			Not Required		
	802.11ac (VHT40)	13.5 Mbps	151	5755.0	Not Required	14.0	No	Not Required	14.0	No
			159	5795.0	Not Required			Not Required		
	802.11ac (VHT80)	29.3 Mbps	155	5775.0	13.8	14.0	No	12.4	14.0	Yes
	802.11ax (HE20)	7.3 Mbps	149	5745.0	Not Required	14.0	No	Not Required	14.0	No
			157	5785.0	Not Required			Not Required		
			165	5825.0	Not Required			Not Required		
	802.11ax (HE40)	14.6 Mbps	151	5755.0	Not Required	14.0	No	Not Required	14.0	No
			159	5795.0	Not Required			Not Required		

Note(s):

Extremity 10-g exposure of UMPC Mini-tablet evaluated using WiFi RSDB output power.

This report shall not be reproduced except in full, without the written approval of UL Korea, Ltd.

Note(s):

1. For “Not required”, SAR Test reduction was applied from KDB 248227 guidance, Sec. 2.1, b), 1) when the same maximum power is specified for multiple transmission modes in a frequency band, the largest channel bandwidth, lowest order modulation, lowest data rate and lowest order 802.11a/g/n/ac mode is used for SAR measurement, on the highest measured output power channel in the initial test configuration, for each frequency band.
2. When the same transmission mode configurations have the same maximum output power on the same channel for the 802.11 a/g/n/ac/ax modes, the channel in the lower order/sequence 802.11 mode (i.e. a, g, n ac then ax) is selected.
3. When the specified maximum output power is the same for both UNII band I and UNII band 2A, begin SAR measurement in UNII band 2A; and if the highest *reported* SAR for UNII band 2A is
   - ≤ 1.2 W/kg, SAR is not required for UNII band I
   - > 1.2 W/kg, both bands should be tested independently for SAR.

This report shall not be reproduced except in full, without the written approval of UL Korea, Ltd.

9.6 Bluetooth

Measured Results

Band (GHz)	Mode	Ch #	Freq. (MHz)	Maximum Average Power (dBm)				Reduced Average Power (dBm)			
				BT Ant.1		BT Ant.2		BT Ant.1		BT Ant.2	
				Meas Pwr	Tune-up Limit	Meas Pwr	Tune-up Limit	Meas Pwr	Tune-up Limit	Meas Pwr	Tune-up Limit
2.4	BDR, GFSK	0	2402	18.5	19.0	18.4	19.0	13.2	14.0	12.9	14.0
		39	2441	18.8		18.4		13.7		13.3	
		78	2480	17.5		17.2		12.4		11.8	
	EDR, 8-DPSK	0	2402	16.7	18.0	16.7	18.0	12.5	13.5	12.3	13.5
		39	2441	17.1		17.1		13.1		12.7	
		78	2480	15.7		15.7		11.7		11.3	
	LE, GFSK-1M	0	2402	6.4	8.0	6.4	8.0	6.4	8.0	6.4	8.0
		19	2440	6.4		6.4		6.4		6.4	
		39	2480	5.2		5.2		5.2		5.2	
	LE, GFSK-2M	0	2402	6.2	8.0	6.3	8.0	6.2	8.0	6.3	8.0
		19	2440	6.1		6.3		6.1		6.3	
		39	2480	4.9		5.0		4.9		5.0	

Note(s):

SAR test is evaluated at GFSK mode in Bluetooth

Duty Factor Measured Results

Mode	Type	T on (ms)	Period (ms)	Duty Cycle	Crest Factor (1/duty cycle)
GFSK	DH5	2.879	3.751	76.8%	1.30

Duty Cycle plots

GFSK

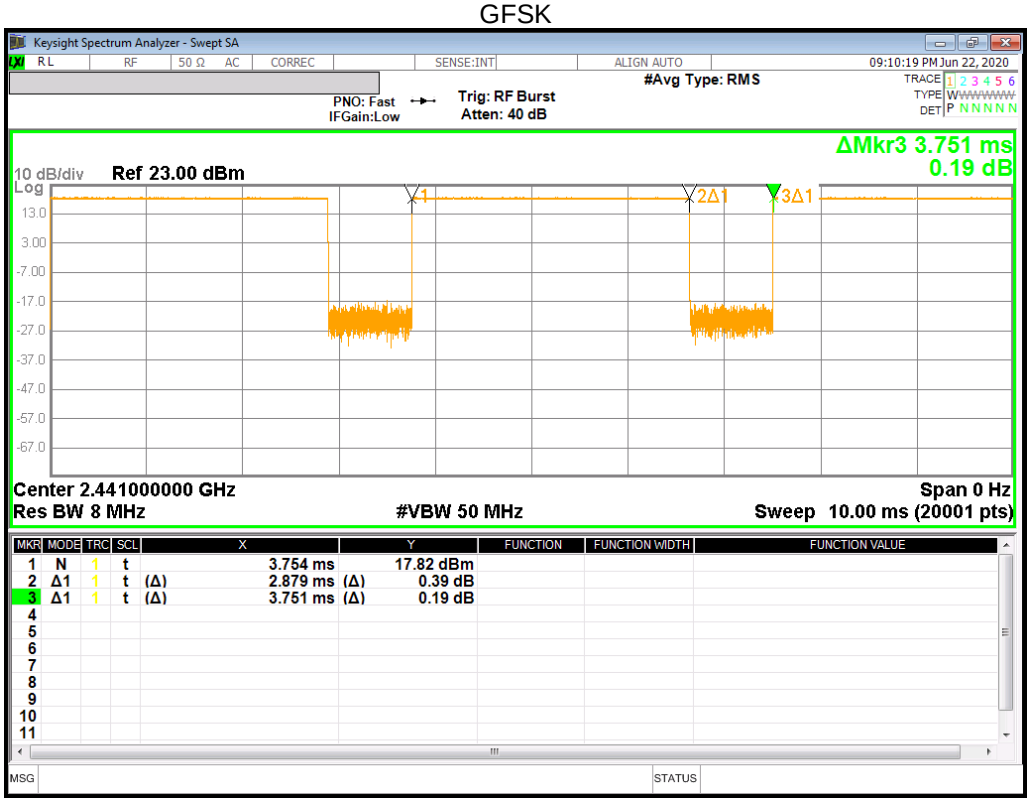

This report shall not be reproduced except in full, without the written approval of UL Korea, Ltd.

10. Measured and Reported (Scaled) SAR Results

SAR Test Reduction criteria are as follows:

- Reported SAR(W/kg) for WWAN= Measured SAR *Tune-up Scaling Factor
- Reported SAR(W/kg) for Wi-Fi and Bluetooth= Measured SAR * Tune-up scaling factor * Duty Cycle scaling factor
- Duty Cycle scaling factor = 1 / Duty cycle (%)

KDB 447498 D01 General RF Exposure Guidance:

Testing of other required channels within the operating mode of a frequency band is not required when the reported 1-g or 10-g SAR for the mid-band or highest output power channel is:

- ≤ 0.8 W/kg or 2.0 W/kg, for 1-g or 10-g respectively, when the transmission band is ≤ 100 MHz
- ≤ 0.6 W/kg or 1.5 W/kg, for 1-g or 10-g respectively, when the transmission band is between 100 MHz and 200 MHz
- ≤ 0.4 W/kg or 1.0 W/kg, for 1-g or 10-g respectively, when the transmission band is ≥ 200 MHz

KDB 648474 D04 Handset SAR:

With headset attached, when the reported SAR for body-worn accessory, measured without a headset connected to the handset, is > 1.2 W/kg, the highest reported SAR configuration for that wireless mode and frequency band should be repeated for that body-worn accessory with a headset attached to the handset.

KDB 648474 D04 Handset SAR (Phablet Only):

For smart phones, with a display diagonal dimension > 15.0 cm or an overall diagonal dimension > 16.0 cm.
When hotspot mode does not apply, 10-g extremity SAR is required for all surfaces and edges with an antenna located at ≤ 25mm From that surface or edge in direct contact with a flat phantom, to address interactive hand use exposure conditions. When hotspot mode applies, 10-g extremity SAR is required only for the surfaces and edges with hotspot mode 1-g reported SAR > 1.2 W/kg; However, when power reduction applies to hotspot mode the measured SAR must be scaled to the maximum output power, Including tolerance, allowed for phablet modes to compare with the 1.2 W/kg SAR test reduction threshold.

Additional 1-g SAR testing at 5 mm is not required when hotspot mode 10-g extremity SAR is not required for the surfaces and edges; since all 1-g reported SAR < 1.2 W/kg.

KDB 941225 D01 SAR test for 3G devices:

When the maximum output power and tune-up tolerance specified for production units in a secondary mode is ≤ ¼ dB higher than the primary mode or when the highest reported SAR of the primary mode is scaled by the ratio of specified maximum output power and tune-up tolerance of secondary to primary mode and the adjusted SAR is ≤ 1.2 W/kg, SAR measurement is not required for the secondary mode.

KDB 941225 D05 SAR for LTE Devices:

SAR test reduction is applied using the following criteria:

- Start with the largest channel bandwidth and measure SAR for QPSK with 1 RB, and 50% RB allocation, using the RB offset and required test channel combination with the highest maximum output power among RB offsets at the upper edge, middle and lower edge of each required test channel.
- When the reported SAR is > 0.8 W/kg, testing for other Channels is performed at the highest output power level for 1RB, and 50% RB configuration for that channel.
- Testing for 100% RB configuration is performed at the highest output power level for 100% RB configuration across the Low, Mid and High Channel when the highest reported SAR for 1 RB and 50% RB are > 0.8 W/kg. Testing for the remaining required channels is not needed because the reported SAR for 100% RB Allocation < 1.45 W/kg.
- Testing for 16-QAM modulation is not required because the reported SAR for QPSK is < 1.45 W/Kg and its output power is not more than 0.5 dB higher than that of QPSK.
- Testing for the other channel bandwidths is not required because the reported SAR for the highest channel bandwidth is < 1.45 W/Kg and its output power is not more than 0.5 dB higher than that of the highest channel bandwidth.
- For LTE bands that do not support at least three non-overlapping channels in certain channel bandwidths, test the available non-overlapping channels instead. When a device supports overlapping channel assignment in a channel bandwidth configuration, the middle channel of the group of overlapping channels should be selected for testing; therefore, the requirement for H, M and L channels may not fully apply.

This report shall not be reproduced except in full, without the written approval of UL Korea, Ltd.

KDB 248227 D01 SAR meas for 802.11:

SAR test reduction for 802.11 Wi-Fi transmission mode configurations are considered separately for DSSS and OFDM. An initial test position is determined to reduce the number of tests required for certain exposure configurations with multiple test positions. An initial test configuration is determined for each frequency band and aggregated band according to maximum output power, channel bandwidth, wireless mode configurations and other operating parameters to streamline the measurement requirements. For 2.4 GHz DSSS, either the initial test position or DSSS procedure is applied to reduce the number of SAR tests; these are mutually exclusive. For OFDM, an initial test position is only applicable to next to the ear, UMPC mini-tablet and hotspot mode configurations, which is tested using the initial test configuration to facilitate test reduction. For other exposure conditions with a fixed test position, SAR test reduction is determined using only the initial test configuration.

The multiple test positions require SAR measurements in head, hotspot mode or UMPC mini-tablet configurations may be reduced according to the highest reported SAR determined using the *initial test position(s)* by applying the DSSS or OFDM SAR measurement procedures in the required wireless mode test configuration(s). The *initial test position(s)* is measured using the highest measured maximum output power channel in the required wireless mode test configuration(s). When the *reported* SAR for the *initial test position* is:

- ≤ 0.4 W/kg, further SAR measurement is not required for the other test positions in that exposure configuration and wireless mode combination within the frequency band or aggregated band. DSSS and OFDM configurations are considered separately according to the required SAR procedures.
- > 0.4 W/kg, SAR is repeated using the same wireless mode test configuration tested in the *initial test position* to measure the subsequent next closet/smallest test separation distance and maximum coupling test position, on the highest maximum output power channel, until the *reported* SAR is ≤ 0.8 W/kg or all required test positions are tested.
  - For subsequent test positions with equivalent test separation distance or when exposure is dominated by coupling conditions, the position for maximum coupling condition should be tested.
  - When it is unclear, all equivalent conditions must be tested.
- For all positions/configurations tested using the *initial test position* and subsequent test positions, when the *reported* SAR is > 0.8 W/kg, measure the SAR for these positions/configurations on the subsequent next highest measured output power channel(s) until the *reported* SAR is ≤ 1.2 W/kg or all required test channels are considered.
  - The additional power measurements required for this step should be limited to those necessary for identifying subsequent highest output power channels to apply the test reduction.
- When the specified maximum output power is the same for both UNII 1 and UNII 2A, begin SAR measurements in UNII 2A with the channel with the highest measured output power. If the reported SAR for UNII 2A is ≤ 1.2 W/kg, SAR is not required for UNII 1; otherwise treat the remaining bands separately and test them independently for SAR.
- When the specified maximum output power is different between UNII 1 and UNII 2A, begin SAR with the band that has the higher specified maximum output. If the highest reported SAR for the band with the highest specified power is ≤ 1.2 W/kg, testing for the band with the lower specified output power is not required; otherwise test the remaining bands independently for SAR.

To determine the *initial test position*, Area Scans were performed to determine the position with the *Maximum Value of SAR (measured)*. The position that produced the highest *Maximum Value of SAR* is considered the worst case position; thus used as the *initial test position*.

KDB 941225 D07 UMPC Mini-tablet:

UMPC Mini-tablet device must be tested for 1-g SAR on all surfaces and side edges with a transmitting antenna located at ≤ 25mm from that surface or edge. A test separation distance up to 10 mm may be considered for some devices. 10-g extremity SAR must also be measured at 0mm test separation for all measured 1-g (10mm) SAR configurations to address hand exposure.

This report shall not be reproduced except in full, without the written approval of UL Korea, Ltd.

10.1 GSM 850

Phablet (Folder Closed)

Antenna	RF Exposure Conditions	Mode	PWR Back-off	Dist. (mm)	Test Position	Ch #.	Freq. (MHz)	Power (dBm)		1-g SAR (W/kg)		Plot No.
								Tune-up limit	Meas.	Meas.	Scaled	
M1 Ant.	Head	GPRS 2 Slot	N/A	0	Left Touch	190	836.6	32.5	31.6	0.221	0.270	
					Left Tilt	190	836.6	32.5	31.6	0.103	0.126	
					Right Touch	190	836.6	32.5	31.6	0.270	0.330	1
					Right Tilt	190	836.6	32.5	31.6	0.124	0.151	
	Body-worn	GPRS 2 Slot	N/A	15	Rear	190	836.6	32.5	31.6	0.280	0.342	2
					Front	190	836.6	32.5	31.6	0.162	0.198	
	Hotspot	GPRS 2 Slot	N/A	10	Rear	190	836.6	32.5	31.6	0.581	0.710	3
					Front	190	836.6	32.5	31.6	0.165	0.202	
					Edge 2	190	836.6	32.5	31.6	0.408	0.498	
					Edge 3	190	836.6	32.5	31.6	0.240	0.293	
M2 Ant.	Head	GPRS 2 Slot	N/A	0	Left Touch	190	836.6	30.5	29.5	0.068	0.085	
					Left Tilt	190	836.6	30.5	29.5	0.025	0.031	
					Right Touch	190	836.6	30.5	29.5	0.070	0.087	4
					Right Tilt	190	836.6	30.5	29.5	0.032	0.040	
	Body-worn	GPRS 2 Slot	N/A	15	Rear	190	836.6	30.5	29.5	0.076	0.095	5
					Front	190	836.6	30.5	29.5	0.053	0.066	
	Hotspot	GPRS 2 Slot	N/A	10	Rear	190	836.6	30.5	29.5	0.195	0.243	6
					Front	190	836.6	30.5	29.5	0.053	0.065	
					Edge 2	190	836.6	30.5	29.5	0.049	0.061	
					Edge 3	190	836.6	30.5	29.5	0.099	0.123	
					Edge 4	190	836.6	30.5	29.5	0.070	0.087	

UMPC Mini-tablet (Folder Opened)

Antenna	RF Exposure Conditions	Mode	PWR Back-off	Dist. (mm)	Test Position	Ch #.	Freq. (MHz)	Power (dBm)		1-g SAR (W/kg)		Plot No.
								Tune-up limit	Meas.	Meas.	Scaled	
M1 Ant.	Body	GPRS 2 Slot	N/A	10	Rear	128	824.4	32.5	30.9	0.583	0.839	
						190	836.6	32.5	31.6	0.708	0.865	7
						251	848.8	32.5	31.5	0.642	0.814	
					Front	190	836.6	32.5	31.6	0.508	0.621	
					Edge 2	190	836.6	32.5	31.6	0.306	0.374	
					Edge 3	190	836.6	32.5	31.6	0.230	0.281	
M2 Ant.	Body	GPRS 2 Slot	N/A	10	Rear	190	836.6	30.5	29.5	0.340	0.424	8
					Front	190	836.6	30.5	29.5	0.182	0.227	
					Edge 2	190	836.6	30.5	29.5	0.030	0.037	
					Edge 3	190	836.6	30.5	29.5	0.235	0.293	
Antenna	RF Exposure Conditions	Mode	PWR Back-off	Dist. (mm)	Test Position	Ch #.	Freq. (MHz)	Power (dBm)		10-g SAR (W/kg)		Plot No.
								Tune-up limit	Meas.	Meas.	Scaled	
M1 Ant.	Extremity 10-g	GPRS 2 Slot	N/A	0	Rear	190	836.6	32.5	31.6	1.290	1.576	
					Front	190	836.6	32.5	31.6	1.310	1.600	
					Edge 2	190	836.6	32.5	31.6	1.360	1.661	9
					Edge 3	190	836.6	32.5	31.6	0.824	1.006	
M2 Ant.	Extremity 10-g	GPRS 2 Slot	N/A	0	Rear	190	836.6	30.5	29.5	0.886	1.104	10
					Front	190	836.6	30.5	29.5	0.593	0.739	
					Edge 2	190	836.6	30.5	29.5	0.145	0.181	
					Edge 3	190	836.6	30.5	29.5	0.634	0.790	

This report shall not be reproduced except in full, without the written approval of UL Korea, Ltd.

10.2 GSM 1900

Phablet (Folder Closed)

Antenna	RF Exposure Conditions	Mode	PWR Back-off	Dist. (mm)	Test Position	Ch #.	Freq. (MHz)	Power (dBm)		1-g SAR (W/kg)		Plot No.
								Tune-up limit	Meas.	Meas.	Scaled	
M2 Ant.	Head	GPRS 3 Slot	Off	0	Left Touch	661	1880.0	28.0	26.2	0.032	0.048	11
					Left Tilt	661	1880.0	28.0	26.2	0.019	0.029	
					Right Touch	661	1880.0	28.0	26.2	0.031	0.047	
					Right Tilt	661	1880.0	28.0	26.2	0.017	0.025	
	Body-worn	GPRS 3 Slot	Off	15	Rear	661	1880.0	28.0	26.2	0.303	0.460	12
					Front	661	1880.0	28.0	26.2	0.079	0.119	
	Hotspot	GPRS 3 Slot	On	10	Rear	661	1880.0	24.0	22.7	0.420	0.565	
					Front	661	1880.0	24.0	22.7	0.078	0.105	
					Edge 2	661	1880.0	24.0	22.7	0.139	0.187	
					Edge 3	661	1880.0	24.0	22.7	0.541	0.728	13
					Edge 4	661	1880.0	24.0	22.7	0.043	0.058	
Antenna	RF Exposure Conditions	Mode	PWR Back-off	Dist. (mm)	Test Position	Ch #.	Freq. (MHz)	Power (dBm)		10-g SAR (W/kg)		Plot No.
								Tune-up limit	Meas.	Meas.	Scaled	
M2 Ant.	Product Specific 10-g	GPRS 3 Slot	Off	10	Rear	661	1880.0	28.0	26.2	0.397	0.602	
				12	Edge 3	661	1880.0	28.0	26.2	0.378	0.573	
		GPRS 3 Slot	On	0	Rear	661	1880.0	24.0	22.7	1.380	1.874	
				0	Edge 3	661	1880.0	24.0	22.7	1.420	1.929	14

UMPC Mini-tablet (Folder Opened)

Antenna	RF Exposure Conditions	Mode	PWR Back-off	Dist. (mm)	Test Position	Ch #.	Freq. (MHz)	Power (dBm)		1-g SAR (W/kg)		Plot No.
								Tune-up limit	Meas.	Meas.	Scaled	
M2 Ant.	Body	GPRS 3 Slot	Off	12	Rear	661	1880.0	28.0	26.2	0.313	0.475	
				10	Front	661	1880.0	28.0	26.2	0.300	0.455	
				10	Edge 2	661	1880.0	28.0	26.2	0.430	0.652	15
				16	Edge 3	661	1880.0	28.0	26.2	0.368	0.558	
		GPRS 3 Slot	On	10	Rear	661	1880.0	24.0	22.7	0.253	0.344	
				10	Edge 3	661	1880.0	24.0	22.7	0.496	0.674	
Antenna	RF Exposure Conditions	Mode	PWR Back-off	Dist. (mm)	Test Position	Ch #.	Freq. (MHz)	Power (dBm)		10-g SAR (W/kg)		Plot No.
								Tune-up limit	Meas.	Meas.	Scaled	
M2 Ant.	Extremity 10-g	GPRS 3 Slot	Off	12	Rear	661	1880.0	28.0	26.2	0.168	0.255	
				9	Front	661	1880.0	28.0	26.2	0.188	0.285	
				0	Edge 2	661	1880.0	28.0	26.2	0.748	1.135	
				16	Edge 3	661	1880.0	28.0	26.2	0.204	0.309	
		GPRS 3 Slot	On	0	Rear	661	1880.0	24.0	22.7	1.030	1.399	
				0	Front	661	1880.0	24.0	22.7	0.571	0.776	
				0	Edge 3	512	1850.2	24.0	22.3	1.700	2.538	16
						661	1880.0	24.0	22.7	1.560	2.119	
						810	1909.8	24.0	22.5	1.670	2.386	

This report shall not be reproduced except in full, without the written approval of UL Korea, Ltd.

10.3 W-CDMA Band II

Phablet (Folder Closed)

Antenna	RF Exposure Conditions	Mode	PWR Back-off	Dist. (mm)	Test Position	Ch #.	Freq. (MHz)	Power (dBm)		1-g SAR (W/kg)		Plot No.
								Tune-up limit	Meas.	Meas.	Scaled	
M2 Ant.	Head	Rel 99 RMC	Off	0	Left Touch	9400	1880.0	25.5	24.2	0.061	0.083	17
					Left Tilt	9400	1880.0	25.5	24.2	0.034	0.046	
					Right Touch	9400	1880.0	25.5	24.2	0.037	0.050	
					Rightt Tilt	9400	1880.0	25.5	24.2	0.032	0.043	
	Body-worn	Rel 99 RMC	Off	15	Rear	9400	1880.0	25.5	24.2	0.584	0.790	18
					Front	9400	1880.0	25.5	24.2	0.187	0.253	
	Hotspot	Rel 99 RMC	On	10	Rear	9400	1880.0	19.5	19.1	0.395	0.433	
					Front	9400	1880.0	19.5	19.1	0.092	0.101	
					Edge 2	9400	1880.0	19.5	19.1	0.112	0.123	
					Edge 3	9400	1880.0	19.5	19.1	0.651	0.714	19
					Edge 4	9400	1880.0	19.5	19.1	0.056	0.061	
Antenna	RF Exposure Conditions	Mode	PWR Back-off	Dist. (mm)	Test Position	Ch #.	Freq. (MHz)	Power (dBm)		10-g SAR (W/kg)		Plot No.
								Tune-up limit	Meas.	Meas.	Scaled	
M2 Ant.	Product Specific 10-g	Rel 99 RMC	Off	10	Rear	9400	1880.0	25.5	24.2	0.668	0.903	
				12	Edge 3	9400	1880.0	25.5	24.2	0.824	1.114	
			On	0	Rear	9400	1880.0	19.5	19.1	1.210	1.319	
				0	Edge 3	9400	1880.0	19.5	19.1	1.770	1.929	20

UMPC Mini-tablet (Folder Opened)

Antenna	RF Exposure Conditions	Mode	PWR Back-off	Dist. (mm)	Test Position	Ch #.	Freq. (MHz)	Power (dBm)		1-g SAR (W/kg)		Plot No.
								Tune-up limit	Meas.	Meas.	Scaled	
M2 Ant.	Body	Rel 99 RMC	Off	12	Rear	9262	1852.4	25.5	23.9	0.730	1.045	
						9400	1880.0	25.5	24.2	0.629	0.850	
						9538	1907.6	25.5	23.8	0.682	1.009	
				10	Front	9262	1852.4	25.5	23.9	0.694	0.994	
						9400	1880.0	25.5	24.2	0.625	0.845	
						9538	1907.6	25.5	23.8	0.638	0.944	
				10	Edge 2	9262	1852.4	25.5	23.9	0.596	0.854	
						9400	1880.0	25.5	24.2	0.742	1.003	
						9538	1907.6	25.5	23.8	0.567	0.839	
				16	Edge 3	9262	1852.4	25.5	23.9	0.734	1.051	
						9400	1880.0	25.5	24.2	0.699	0.945	
						9538	1907.6	25.5	23.8	0.772	1.142	21
		Rel 99 RMC	On	10	Rear	9400	1880.0	19.5	19.1	0.277	0.302	
				10	Edge 3	9400	1880.0	19.5	19.1	0.514	0.560	
Antenna	RF Exposure Conditions	Mode	PWR Back-off	Dist. (mm)	Test Position	Ch #.	Freq. (MHz)	Power (dBm)		10-g SAR (W/kg)		Plot No.
								Tune-up limit	Meas.	Meas.	Scaled	
M2 Ant.	Extremity 10-g	Rel 99 RMC	Off	12	Rear	9400	1880.0	25.5	24.2	0.338	0.457	
				9	Front	9400	1880.0	25.5	24.2	0.369	0.499	
				0	Edge 2	9400	1880.0	25.5	24.2	1.390	1.879	22
				16	Edge 3	9400	1880.0	25.5	24.2	0.391	0.529	
		Rel 99 RMC	On	0	Rear	9400	1880.0	19.5	19.1	0.971	1.058	
				0	Front	9400	1880.0	19.5	19.1	0.623	0.679	
				0	Edge 3	9400	1880.0	19.5	19.1	1.580	1.722	

This report shall not be reproduced except in full, without the written approval of UL Korea, Ltd.

10.4 W-CDMA Band IV

Phablet (Folder Closed)

Antenna	RF Exposure Conditions	Mode	PWR Back-off	Dist. (mm)	Test Position	Ch #.	Freq. (MHz)	Power (dBm)		1-g SAR (W/kg)		Plot No.
								Tune-up limit	Meas.	Meas.	Scaled	
M2 Ant.	Head	Rel 99 RMC	Off	0	Left Touch	1413	1732.6	23.0	21.4	0.055	0.079	23
					Left Tilt	1413	1732.6	23.0	21.4	0.040	0.057	
					Right Touch	1413	1732.6	23.0	21.4	0.054	0.077	
					Rightt Tilt	1413	1732.6	23.0	21.4	0.039	0.056	
	Body-worn	Rel 99 RMC	Off	15	Rear	1312	1712.4	23.0	21.3	0.640	0.937	24
						1413	1732.6	23.0	21.4	0.605	0.867	
						1513	1752.6	23.0	21.6	0.535	0.737	
					Front	1413	1732.6	23.0	21.4	0.145	0.208	
	Hotspot	Rel 99 RMC	On	10	Rear	1413	1732.6	19.5	18.8	0.452	0.526	
					Front	1413	1732.6	19.5	18.8	0.098	0.114	
					Edge 2	1413	1732.6	19.5	18.8	0.121	0.141	
					Edge 3	1413	1732.6	19.5	18.8	0.651	0.758	25
					Edge 4	1413	1732.6	19.5	18.8	0.067	0.078	
Antenna	RF Exposure Conditions	Mode	PWR Back-off	Dist. (mm)	Test Position	Ch #.	Freq. (MHz)	Power (dBm)		10-g SAR (W/kg)		Plot No.
								Tune-up limit	Meas.	Meas.	Scaled	
M2 Ant.	Product Specific 10-g	Rel 99 RMC	Off	12	Edge 3	1413	1732.6	23.0	21.4	0.664	0.952	
			On	0	Edge 3	1413	1732.6	19.5	18.8	1.600	1.871	26

UMPC Mini-tablet (Folder Opened)

Antenna	RF Exposure Conditions	Mode	PWR Back-off	Dist. (mm)	Test Position	Ch #.	Freq. (MHz)	Power (dBm)		1-g SAR (W/kg)		Plot No.
								Tune-up limit	Meas.	Meas.	Scaled	
M2 Ant.	Body	Rel 99 RMC	Off	12	Rear	1312	1712.4	23.0	21.3	0.884	1.295	27
						1413	1732.6	23.0	21.4	0.847	1.214	
						1513	1752.6	23.0	21.6	0.765	1.054	
				10	Front	1312	1712.4	23.0	21.3	0.610	0.893	
						1413	1732.6	23.0	21.4	0.570	0.817	
						1513	1752.6	23.0	21.6	0.503	0.693	
				10	Edge 2	1413	1732.6	23.0	21.4	0.324	0.465	
				16	Edge 3	1413	1732.6	23.0	21.4	0.427	0.612	
		Rel 99 RMC	On	10	Rear	1413	1732.6	19.5	18.8	0.395	0.462	
				10	Edge 3	1413	1732.6	19.5	18.8	0.485	0.567	
Antenna	RF Exposure Conditions	Mode	PWR Back-off	Dist. (mm)	Test Position	Ch #.	Freq. (MHz)	Power (dBm)		10-g SAR (W/kg)		Plot No.
								Tune-up limit	Meas.	Meas.	Scaled	
M2 Ant.	Extremity 10-g	Rel 99 RMC	Off	12	Rear	1413	1732.6	23.0	21.4	0.458	0.657	
				9	Front	1413	1732.6	23.0	21.4	0.371	0.532	
				0	Edge 2	1413	1732.6	23.0	21.4	0.953	1.366	
				16	Edge 3	1413	1732.6	23.0	21.4	0.247	0.354	
		Rel 99 RMC	On	0	Rear	1413	1712.4	19.5	18.8	1.030	1.205	
				0	Front	1413	1732.6	19.5	18.8	0.699	0.817	
				0	Edge 3	1312	1712.4	19.5	18.7	1.910	2.273	28
						1413	1732.6	19.5	18.8	1.880	2.199	
						1513	1752.6	19.5	19.1	1.820	2.005	

This report shall not be reproduced except in full, without the written approval of UL Korea, Ltd.

10.5 W-CDMA Band V

Phablet (Folder Closed)

Antenna	RF Exposure Conditions	Mode	PWR Back-off	Dist. (mm)	Test Position	Ch #.	Freq. (MHz)	Power (dBm)		1-g SAR (W/kg)		Plot No.
								Tune-up limit	Meas.	Meas.	Scaled	
M1 Ant.	Head	Rel 99 RMC	N/A	0	Left Touch	4183	836.6	25.8	24.7	0.172	0.221	
					Left Tilt	4183	836.6	25.8	24.7	0.070	0.090	
					Right Touch	4183	836.6	25.8	24.7	0.201	0.258	29
					Rightt Tilt	4183	836.6	25.8	24.7	0.087	0.111	
	Body-worn	Rel 99 RMC	N/A	15	Rear	4183	836.6	25.8	24.7	0.271	0.348	30
					Front	4183	836.6	25.8	24.7	0.115	0.147	
	Hotspot	Rel 99 RMC	N/A	10	Rear	4183	836.6	25.8	24.7	0.540	0.692	31
					Front	4183	836.6	25.8	24.7	0.119	0.153	
					Edge 2	4183	836.6	25.8	24.7	0.297	0.381	
					Edge 3	4183	836.6	25.8	24.7	0.212	0.272	
M2 Ant.	Head	Rel 99 RMC	N/A	0	Left Touch	4183	836.6	23.8	23.0	0.070	0.083	
					Left Tilt	4183	836.6	23.8	23.0	0.026	0.030	
					Right Touch	4183	836.6	23.8	23.0	0.072	0.085	32
					Rightt Tilt	4183	836.6	23.8	23.0	0.031	0.037	
	Body-worn	Rel 99 RMC	N/A	15	Rear	4183	836.6	23.8	23.0	0.095	0.113	33
					Front	4183	836.6	23.8	23.0	0.044	0.052	
	Hotspot	Rel 99 RMC	N/A	10	Rear	4183	836.6	23.8	23.0	0.215	0.256	34
					Front	4183	836.6	23.8	23.0	0.047	0.056	
					Edge 2	4183	836.6	23.8	23.0	0.039	0.046	
					Edge 3	4183	836.6	23.8	23.0	0.100	0.119	
					Edge 4	4183	836.6	23.8	23.0	0.060	0.071	

UMPC Mini-tablet (Folder Opened)

Antenna	RF Exposure Conditions	Mode	PWR Back-off	Dist. (mm)	Test Position	Ch #.	Freq. (MHz)	Power (dBm)		1-g SAR (W/kg)		Plot No.
								Tune-up limit	Meas.	Meas.	Scaled	
M1 Ant.	Body	Rel 99 RMC	N/A	10	Rear	4183	836.6	25.8	24.7	0.594	0.762	35
					Front	4183	836.6	25.8	24.7	0.462	0.592	
					Edge 2	4183	836.6	25.8	24.7	0.266	0.341	
					Edge 3	4183	836.6	25.8	24.7	0.180	0.231	
M2 Ant.	Body	Rel 99 RMC	N/A	10	Rear	4183	836.6	23.8	23.0	0.313	0.372	36
					Front	4183	836.6	23.8	23.0	0.189	0.225	
					Edge 2	4183	836.6	23.8	23.0	0.027	0.032	
					Edge 3	4183	836.6	23.8	23.0	0.235	0.279	
Antenna	RF Exposure Conditions	Mode	PWR Back-off	Dist. (mm)	Test Position	Ch #.	Freq. (MHz)	Power (dBm)		10-g SAR (W/kg)		Plot No.
								Tune-up limit	Meas.	Meas.	Scaled	
M1 Ant.	Extremity 10-g	Rel 99 RMC	N/A	0	Rear	4183	836.6	25.8	24.7	1.410	1.808	37
					Front	4183	836.6	25.8	24.7	1.300	1.667	
					Edge 2	4183	836.6	25.8	24.7	1.530	1.962	
					Edge 3	4183	836.6	25.8	24.7	0.718	0.921	
M2 Ant.	Extremity 10-g	Rel 99 RMC	N/A	0	Rear	4183	836.6	23.8	23.0	0.913	1.085	38
					Front	4183	836.6	23.8	23.0	0.590	0.701	
					Edge 2	4183	836.6	23.8	23.0	0.175	0.208	
					Edge 3	4183	836.6	23.8	23.0	0.643	0.764	

This report shall not be reproduced except in full, without the written approval of UL Korea, Ltd.

10.6 LTE Band 2 (20MHz Bandwidth)

Phablet (Folder Closed)

Antenna	RF Exposure Conditions	Mode	PWR Back-off	Dist. (mm)	Test Position	Ch #.	Freq. (MHz)	RB Allocation	RB offest	Power (dBm)		1-g SAR (W/kg)		Plot No.
										Tune-up limit	Meas.	Meas.	Scaled	
M2 Ant.	Head	QPSK	Off	0	Left Touch	18900	1880.0	1	49	25.5	24.5	0.065	0.083	39
								50	24	24.5	23.5	0.048	0.061	
					Left Tilt	18900	1880.0	1	49	25.5	24.5	0.034	0.043	
								50	24	24.5	23.5	0.027	0.034	
					Right Touch	18900	1880.0	1	49	25.5	24.5	0.042	0.054	
								50	24	24.5	23.5	0.034	0.044	
					Right Tilt	18900	1880.0	1	49	25.5	24.5	0.024	0.031	
								50	24	24.5	23.5	0.019	0.024	
	Body-worn	QPSK	Off	15	Rear	18900	1880.0	1	49	25.5	24.5	0.427	0.542	40
								50	24	24.5	23.5	0.350	0.446	
					Front	18900	1880.0	1	49	25.5	24.5	0.127	0.161	
								50	24	24.5	23.5	0.105	0.134	
	Hotspot	QPSK	On	10	Rear	18900	1880.0	1	49	19.5	18.8	0.306	0.358	
								50	24	19.5	18.8	0.300	0.350	
					Front	18900	1880.0	1	49	19.5	18.8	0.078	0.091	
								50	24	19.5	18.8	0.081	0.094	
					Edge 2	18900	1880.0	1	49	19.5	18.8	0.086	0.100	
								50	24	19.5	18.8	0.089	0.104	
					Edge 3	18900	1880.0	1	49	19.5	18.8	0.565	0.660	
								50	24	19.5	18.8	0.583	0.680	41
					Edge 4	18900	1880.0	1	49	19.5	18.8	0.042	0.049	
								50	24	19.5	18.8	0.043	0.051	

Antenna	RF Exposure Conditions	Mode	PWR Back-off	Dist. (mm)	Test Position	Ch #.	Freq. (MHz)	RB Allocation	RB offest	Power (dBm)		10-g SAR (W/kg)		Plot No.
										Tune-up limit	Meas.	Meas.	Scaled	
M2 Ant.	Product Specific 10-g	QPSK	Off	10	Rear	18900	1880.0	1	49	25.5	24.5	0.540	0.685	
								50	24	24.5	23.5	0.456	0.581	
				12	Edge 3	18900	1880.0	1	49	25.5	24.5	0.749	0.950	
								50	24	24.5	23.5	0.625	0.796	
		QPSK	On	0	Rear	18900	1880.0	1	49	19.5	18.8	1.020	1.197	
								50	24	19.5	18.8	1.060	1.234	
				0	Edge 3	18900	1880.0	1	49	19.5	18.8	1.600	1.878	
								50	24	19.5	18.8	1.670	1.944	42

UMPC Mini-tablet (Folder Opened)

Antenna	RF Exposure Conditions	Mode	PWR Back-off	Dist. (mm)	Test Position	Ch #.	Freq. (MHz)	RB Allocation	RB offest	Power (dBm)		1-g SAR (W/kg)		Plot No.
										Tune-up limit	Meas.	Meas.	Scaled	
M2 Ant.	Body	QPSK	Off	12	Rear	18900	1880.0	1	49	25.5	24.5	0.625	0.793	
								50	24	24.5	23.5	0.509	0.648	
				10	Front	18900	1880.0	1	49	25.5	24.5	0.507	0.643	
								50	24	24.5	23.5	0.417	0.531	
				10	Edge 2	18700	1860.0	1	49	25.5	23.8	0.548	0.816	
						18900	1880.0	1	49	25.5	24.5	0.750	0.952	43
								50	24	24.5	23.5	0.621	0.791	
						19100	1900.0	1	49	25.5	23.8	0.565	0.845	
				16	Edge 3	18900	1880.0	1	49	25.5	24.5	0.612	0.777	
								50	24	24.5	23.5	0.510	0.649	
			On	10	Rear	18900	1880.0	1	49	19.5	18.8	0.261	0.306	
								50	24	19.5	18.8	0.265	0.309	
				10	Edge 3	18900	1880.0	1	49	19.5	18.8	0.486	0.570	
								50	24	19.5	18.8	0.499	0.581	

Antenna	RF Exposure Conditions	Mode	PWR Back-off	Dist. (mm)	Test Position	Ch #.	Freq. (MHz)	RB Allocation	RB offest	Power (dBm)		10-g SAR (W/kg)		Plot No.
										Tune-up limit	Meas.	Meas.	Scaled	
M2 Ant.	Extremity 10-g	QPSK	Off	12	Rear	18900	1880.0	1	49	25.5	24.5	0.334	0.424	
								50	24	24.5	23.5	0.272	0.346	
				9	Front	18900	1880.0	1	49	25.5	24.5	0.340	0.431	
								50	24	24.5	23.5	0.279	0.355	
				0	Edge 2	18900	1880.0	1	49	25.5	24.5	1.230	1.561	
								50	24	24.5	23.5	1.010	1.286	
				16	Edge 3	18900	1880.0	1	49	25.5	24.5	0.345	0.438	
								50	24	24.5	23.5	0.286	0.364	
			On	0	Rear	18900	1880.0	1	49	19.5	18.8	0.886	1.040	
								50	24	19.5	18.8	0.913	1.063	
				0	Front	18900	1880.0	1	49	19.5	18.8	0.546	0.641	
								50	24	19.5	18.8	0.558	0.650	
				0	Edge 3	18900	1880.0	1	49	19.5	18.8	1.500	1.760	
								50	24	19.5	18.8	1.540	1.793	44

This report shall not be reproduced except in full, without the written approval of UL Korea, Ltd.

10.7 LTE Band 5 (10MHz Bandwidth)

Phablet (Folder Closed)

Antenna	RF Exposure Conditions	Mode	PWR Back-off	Dist. (mm)	Test Position	Ch #.	Freq. (MHz)	RB Allocation	RB offest	Power (dBm)		1-g SAR (W/kg)		Plot No.
										Tune-up limit	Meas.	Meas.	Scaled	
M1 Ant.	Head	QPSK	N/A	0	Left Touch	20525	836.5	1	25	25.8	24.3	0.168	0.238	
								25	25	24.8	23.4	0.135	0.188	
					Left Tilt	20525	836.5	1	25	25.8	24.3	0.051	0.072	
								25	25	24.8	23.4	0.041	0.057	
					Right Touch	20525	836.5	1	25	25.8	24.3	0.204	0.289	45
								25	25	24.8	23.4	0.167	0.233	
					Right Tilt	20525	836.5	1	25	25.8	24.3	0.088	0.124	
								25	25	24.8	23.4	0.065	0.090	
	Body-worn	QPSK	N/A	15	Rear	20525	836.5	1	25	25.8	24.3	0.258	0.366	46
								25	25	24.8	23.4	0.187	0.261	
					Front	20525	836.5	1	25	25.8	24.3	0.126	0.179	
								25	25	24.8	23.4	0.096	0.134	
	Hotspot	QPSK	N/A	10	Rear	20525	836.5	1	25	25.8	24.3	0.485	0.688	47
								25	25	24.8	23.4	0.385	0.537	
					Front	20525	836.5	1	25	25.8	24.3	0.117	0.166	
								25	25	24.8	23.4	0.096	0.134	
					Edge 2	20525	836.5	1	25	25.8	24.3	0.234	0.332	
								25	25	24.8	23.4	0.183	0.255	
					Edge 3	20525	836.5	1	25	25.8	24.3	0.197	0.279	
								25	25	24.8	23.4	0.163	0.227	
M2 Ant.	Head	QPSK	N/A	0	Left Touch	20525	836.5	1	25	23.8	22.7	0.062	0.080	48
								25	25	22.8	21.8	0.045	0.056	
					Left Tilt	20525	836.5	1	25	23.8	22.7	0.018	0.024	
								25	25	22.8	21.8	0.014	0.017	
					Right Touch	20525	836.5	1	25	23.8	22.7	0.061	0.079	
								25	25	22.8	21.8	0.048	0.060	
					Right Tilt	20525	836.5	1	25	23.8	22.7	0.026	0.033	
								25	25	22.8	21.8	0.020	0.025	
	Body-worn	QPSK	N/A	15	Rear	20525	836.5	1	25	23.8	22.7	0.083	0.108	49
								25	25	22.8	21.8	0.074	0.092	
					Front	20525	836.5	1	25	23.8	22.7	0.041	0.054	
								25	25	22.8	21.8	0.034	0.042	
	Hotspot	QPSK	N/A	10	Rear	20525	836.5	1	25	23.8	22.7	0.199	0.258	50
								25	25	22.8	21.8	0.160	0.200	
					Front	20525	836.5	1	25	23.8	22.7	0.046	0.059	
								25	25	22.8	21.8	0.037	0.047	
					Edge 2	20525	836.5	1	25	23.8	22.7	0.036	0.047	
								25	25	22.8	21.8	0.031	0.039	
					Edge 3	20525	836.5	1	25	23.8	22.7	0.114	0.148	
								25	25	22.8	21.8	0.089	0.111	
					Edge 4	20525	836.5	1	25	23.8	22.7	0.058	0.075	
								25	25	22.8	21.8	0.046	0.058	

UMPC Mini-tablet (Folder Opened)

Antenna	RF Exposure Conditions	Mode	PWR Back-off	Dist. (mm)	Test Position	Ch #.	Freq. (MHz)	RB Allocation	RB offest	Power (dBm)		1-g SAR (W/kg)		Plot No.
										Tune-up limit	Meas.	Meas.	Scaled	
M1 Ant.	Body	QPSK	N/A	10	Rear	20525	836.5	1	25	25.8	24.3	0.590	0.836	51
								25	25	24.8	23.4	0.469	0.655	
				10	Front	20525	836.5	1	25	25.8	24.3	0.445	0.631	
								25	25	24.8	23.4	0.361	0.504	
				10	Edge 2	20525	836.5	1	25	25.8	24.3	0.237	0.336	
								25	25	24.8	23.4	0.197	0.275	
				10	Edge 3	20525	836.5	1	25	25.8	24.3	0.153	0.217	
								25	25	24.8	23.4	0.137	0.191	
M2 Ant.	Body	QPSK	N/A	10	Rear	20525	836.5	1	25	23.8	22.7	0.305	0.396	52
								25	25	22.8	21.8	0.250	0.313	
				10	Front	20525	836.5	1	25	23.8	22.7	0.164	0.213	
								25	25	22.8	21.8	0.135	0.169	
				10	Edge 2	20525	836.5	1	25	23.8	22.7	0.026	0.033	
								25	25	22.8	21.8	0.024	0.030	
				10	Edge 3	20525	836.5	1	25	23.8	22.7	0.239	0.310	
								25	25	22.8	21.8	0.195	0.244	
Antenna	RF Exposure Conditions	Mode	PWR Back-off	Dist. (mm)	Test Position	Ch #.	Freq. (MHz)	RB Allocation	RB offest	Power (dBm)		10-g SAR (W/kg)		Plot No.
										Tune-up limit	Meas.	Meas.	Scaled	
M1 Ant.	Extremity 10-g	QPSK	N/A	0	Rear	20525	836.5	1	25	25.8	24.3	1.180	1.673	
								25	25	24.8	23.4	0.879	1.227	
				0	Front	20525	836.5	1	25	25.8	24.3	1.050	1.488	
								25	25	24.8	23.4	0.867	1.210	
				0	Edge 2	20525	836.5	1	25	25.8	24.3	1.400	1.985	53
								25	25	24.8	23.4	1.150	1.605	
				0	Edge 3	20525	836.5	1	25	25.8	24.3	0.527	0.747	
								25	25	24.8	23.4	0.446	0.622	
M2 Ant.	Extremity 10-g	QPSK	N/A	0	Rear	20525	836.5	1	25	23.8	22.7	0.900	1.168	54
								25	25	22.8	21.8	0.720	0.901	
				0	Front	20525	836.5	1	25	23.8	22.7	0.560	0.727	
								25	25	22.8	21.8	0.451	0.564	
				0	Edge 2	20525	836.5	1	25	23.8	22.7	0.168	0.218	
								25	25	22.8	21.8	0.142	0.178	
				0	Edge 3	20525	836.5	1	25	23.8	22.7	0.611	0.793	
								25	25	22.8	21.8	0.494	0.618	

This report shall not be reproduced except in full, without the written approval of UL Korea, Ltd.

10.8 LTE Band 12 (10MHz Bandwidth)

Phablet (Folder Closed)

Antenna	RF Exposure Conditions	Mode	PWR Back-off	Dist. (mm)	Test Position	Ch #.	Freq. (MHz)	RB Allocation	RB offest	Power (dBm)		1-g SAR (W/kg)		Plot No.
										Tune-up limit	Meas.	Meas.	Scaled	
M1 Ant.	Head	QPSK	N/A	0	Left Touch	23095	707.5	1	0	25.8	23.8	0.097	0.152	
								25	0	24.8	22.8	0.080	0.127	
					Left Tilt	23095	707.5	1	0	25.8	23.8	0.050	0.079	
								25	0	24.8	22.8	0.042	0.067	
					Right Touch	23095	707.5	1	0	25.8	23.8	0.098	0.154	55
								25	0	24.8	22.8	0.076	0.120	
					Right Tilt	23095	707.5	1	0	25.8	23.8	0.055	0.086	
								25	0	24.8	22.8	0.044	0.069	
	Body-worn	QPSK	N/A	15	Rear	23095	707.5	1	0	25.8	23.8	0.142	0.223	56
								25	0	24.8	22.8	0.109	0.172	
					Front	23095	707.5	1	0	25.8	23.8	0.111	0.174	
								25	0	24.8	22.8	0.087	0.137	
	Hotspot	QPSK	N/A	10	Rear	23095	707.5	1	0	25.8	23.8	0.191	0.300	
								25	0	24.8	22.8	0.151	0.238	
					Front	23095	707.5	1	0	25.8	23.8	0.108	0.170	
								25	0	24.8	22.8	0.085	0.133	
					Edge 2	23095	707.5	1	0	25.8	23.8	0.297	0.466	57
								25	0	24.8	22.8	0.225	0.355	
					Edge 3	23095	707.5	1	0	25.8	23.8	0.102	0.160	
								25	0	24.8	22.8	0.085	0.133	

UMPC Mini-tablet (Folder Opened)

Antenna	RF Exposure Conditions	Mode	PWR Back-off	Dist. (mm)	Test Position	Ch #.	Freq. (MHz)	RB Allocation	RB offest	Power (dBm)		1-g SAR (W/kg)		Plot No.
										Tune-up limit	Meas.	Meas.	Scaled	
M1 Ant.	Body	QPSK	N/A	10	Rear	23095	707.5	1	0	25.8	23.8	0.543	0.852	58
								25	0	24.8	22.8	0.428	0.675	
				10	Front	23095	707.5	1	0	25.8	23.8	0.351	0.551	
								25	0	24.8	22.8	0.282	0.445	
				10	Edge 2	23095	707.5	1	0	25.8	23.8	0.303	0.476	
								25	0	24.8	22.8	0.238	0.375	
				10	Edge 3	23095	707.5	1	0	25.8	23.8	0.289	0.454	
								25	0	24.8	22.8	0.231	0.364	
Antenna	RF Exposure Conditions	Mode	PWR Back-off	Dist. (mm)	Test Position	Ch #.	Freq. (MHz)	RB Allocation	RB offest	Power (dBm)		10-g SAR (W/kg)		Plot No.
										Tune-up limit	Meas.	Meas.	Scaled	
M1 Ant.	Extremity 10-g	QPSK	N/A	0	Rear	23095	707.5	1	0	25.8	23.8	1.020	1.601	
								25	0	24.8	22.8	0.804	1.268	
				0	Front	23095	707.5	1	0	25.8	23.8	0.881	1.383	
								25	0	24.8	22.8	0.698	1.100	
				0	Edge 2	23095	707.5	1	0	25.8	23.8	1.180	1.852	59
								25	0	24.8	22.8	0.946	1.491	
				0	Edge 3	23095	707.5	1	0	25.8	23.8	0.799	1.254	
								25	0	24.8	22.8	0.632	0.996	

This report shall not be reproduced except in full, without the written approval of UL Korea, Ltd.

10.9 LTE Band 13 (10MHz Bandwidth)

Phablet (Folder Closed)

Antenna	RF Exposure Conditions	Mode	PWR Back-off	Dist. (mm)	Test Position	Ch #.	Freq. (MHz)	RB Allocation	RB offest	Power (dBm)		1-g SAR (W/kg)		Plot No.
										Tune-up limit	Meas.	Meas.	Scaled	
M1 Ant.	Head	QPSK	N/A	0	Left Touch	23230	782.0	1	0	25.8	24.1	0.124	0.183	
								25	0	24.8	23.2	0.101	0.145	
					Left Tilt	23230	782.0	1	0	25.8	24.1	0.060	0.088	
								25	0	24.8	23.2	0.048	0.069	
					Right Touch	23230	782.0	1	0	25.8	24.1	0.147	0.217	60
								25	0	24.8	23.2	0.118	0.169	
					Right Tilt	23230	782.0	1	0	25.8	24.1	0.073	0.108	
								25	0	24.8	23.2	0.060	0.086	
	Body-worn	QPSK	N/A	15	Rear	23230	782.0	1	0	25.8	24.1	0.168	0.248	61
								25	0	24.8	23.2	0.141	0.202	
					Front	23230	782.0	1	0	25.8	24.1	0.150	0.222	
								25	0	24.8	23.2	0.123	0.177	
	Hotspot	QPSK	N/A	10	Rear	23230	782.0	1	0	25.8	24.1	0.358	0.529	
								25	0	24.5	23.2	0.303	0.406	
					Front	23230	782.0	1	0	25.8	24.1	0.140	0.207	
								25	0	24.5	23.2	0.120	0.161	
					Edge 2	23230	782.0	1	0	25.8	24.1	0.390	0.576	62
								25	0	24.5	23.2	0.313	0.419	
					Edge 3	23230	782.0	1	0	25.8	24.1	0.159	0.235	
								25	0	24.5	23.2	0.134	0.180	

UMPC Mini-tablet (Folder Opened)

Antenna	RF Exposure Conditions	Mode	PWR Back-off	Dist. (mm)	Test Position	Ch #.	Freq. (MHz)	RB Allocation	RB offest	Power (dBm)		1-g SAR (W/kg)		Plot No.
										Tune-up limit	Meas.	Meas.	Scaled	
M1 Ant.	Body	QPSK	N/A	10	Rear	23230	782.0	1	0	25.8	24.1	0.517	0.764	63
								25	0	24.8	23.2	0.414	0.594	
				10	Front	23230	782.0	1	0	25.8	24.1	0.333	0.492	
								25	0	24.8	23.2	0.275	0.395	
				10	Edge 2	23230	782.0	1	0	25.8	24.1	0.346	0.511	
								25	0	24.8	23.2	0.277	0.398	
				10	Edge 3	23230	782.0	1	0	25.8	24.1	0.247	0.365	
								25	0	24.8	23.2	0.203	0.291	
Antenna	RF Exposure Conditions	Mode	PWR Back-off	Dist. (mm)	Test Position	Ch #.	Freq. (MHz)	RB Allocation	RB offest	Power (dBm)		10-g SAR (W/kg)		Plot No.
										Tune-up limit	Meas.	Meas.	Scaled	
M1 Ant.	Extremity 10-g	QPSK	N/A	0	Rear	23230	782.0	1	0	25.8	24.1	0.957	1.414	
								25	0	24.8	23.2	0.786	1.128	
				0	Front	23230	782.0	1	0	25.8	24.1	0.817	1.207	
								25	0	24.8	23.2	0.674	0.968	
				0	Edge 2	23230	782.0	1	0	25.8	24.1	1.120	1.655	64
								25	0	24.8	23.2	0.920	1.321	
				0	Edge 3	23230	782.0	1	0	25.8	24.1	0.528	0.780	
								25	0	24.8	23.2	0.424	0.609	

This report shall not be reproduced except in full, without the written approval of UL Korea, Ltd.

10.10 LTE Band 25 (20MHz Bandwidth)

Phablet (Folder Closed)

Antenna	RF Exposure Conditions	Mode	PWR Back-off	Dist. (mm)	Test Position	Ch #.	Freq. (MHz)	RB Allocation	RB offest	Power (dBm)		1-g SAR (W/kg)		Plot No.
										Tune-up limit	Meas.	Meas.	Scaled	
M2 Ant.	Head	QPSK	Off	0	Left Touch	26365	1882.5	1	49	23.5	22.6	0.038	0.046	65
								50	24	22.5	21.7	0.034	0.041	
					Left Tilt	26365	1882.5	1	49	23.5	22.6	0.020	0.025	
								50	24	22.5	21.7	0.018	0.022	
					Right Touch	26365	1882.5	1	49	23.5	22.6	0.020	0.025	
								50	24	22.5	21.7	0.017	0.021	
					Right Tilt	26365	1882.5	1	49	23.5	22.6	0.020	0.025	
								50	24	22.5	21.7	0.016	0.019	
	Body-worn	QPSK	Off	15	Rear	26365	1882.5	1	49	23.5	22.6	0.358	0.442	66
								50	24	22.5	21.7	0.363	0.440	
					Front	26365	1882.5	1	49	23.5	22.6	0.104	0.128	
								50	24	22.5	21.7	0.083	0.100	
	Hotspot	QPSK	On	10	Rear	26365	1882.5	1	49	19.5	18.3	0.340	0.453	
								50	24	19.5	18.3	0.349	0.456	
					Front	26365	1882.5	1	49	19.5	18.3	0.077	0.102	
								50	24	19.5	18.3	0.080	0.104	
					Edge 2	26365	1882.5	1	49	19.5	18.3	0.106	0.141	
								50	24	19.5	18.3	0.108	0.141	
					Edge 3	26140	1860.0	1	49	19.5	17.9	0.591	0.849	
								50	24	19.5	18.0	0.606	0.847	
						26365	1882.5	1	49	19.5	18.3	0.639	0.851	
								50	24	19.5	18.3	0.635	0.830	
								100	0	19.5	18.1	0.626	0.856	
						26590	1905.0	1	49	19.5	17.8	0.675	0.987	67
								50	24	19.5	18.0	0.683	0.975	
					Edge 4	26365	1882.5	1	49	19.5	18.3	0.049	0.065	
								50	24	19.5	18.3	0.049	0.064	

Antenna	RF Exposure Conditions	Mode	PWR Back-off	Dist. (mm)	Test Position	Ch #.	Freq. (MHz)	RB Allocation	RB offest	Power (dBm)		10-g SAR (W/kg)		Plot No.
										Tune-up limit	Meas.	Meas.	Scaled	
M2 Ant.	Product Specific 10-g	QPSK	Off	12	Edge 3	26365	1882.5	1	49	23.5	22.6	0.571	0.706	
								50	24	22.5	21.7	0.499	0.604	
		QPSK	On	0	Edge 3	26140	1860.0	1	49	19.5	17.9	1.590	2.273	
								50	24	19.5	18.1	1.660	2.293	
						26365	1882.5	1	49	19.5	18.2	1.610	2.149	
								50	24	19.5	18.3	1.660	2.163	
								100	0	19.5	18.2	1.670	2.266	
						26590	1905.0	1	49	19.5	17.9	1.700	2.449	
								50	24	19.5	18.0	1.740	2.464	68

UMPC Mini-tablet (Folder Opened)

Antenna	RF Exposure Conditions	Mode	PWR Back-off	Dist. (mm)	Test Position	Ch #.	Freq. (MHz)	RB Allocation	RB offest	Power (dBm)		1-g SAR (W/kg)		Plot No.
										Tune-up limit	Meas.	Meas.	Scaled	
M2 Ant.	Body	QPSK	Off	12	Rear	26365	1882.5	1	49	23.5	22.6	0.450	0.556	
								50	24	22.5	21.7	0.367	0.445	
				10	Front	26365	1882.5	1	49	23.5	22.6	0.321	0.397	
								50	24	22.5	21.7	0.276	0.334	
				10	Edge 2	26365	1882.5	1	49	23.5	22.6	0.570	0.704	69
								50	24	22.5	21.7	0.452	0.548	
				16	Edge 3	26365	1882.5	1	49	23.5	22.6	0.370	0.457	
								50	24	22.5	21.7	0.304	0.368	
			On	10	Rear	26365	1882.5	1	49	19.5	18.2	0.280	0.374	
								50	24	19.5	18.3	0.281	0.366	
				10	Edge 3	26365	1882.5	1	49	19.5	18.2	0.401	0.535	
								50	24	19.5	18.3	0.409	0.533	

Antenna	RF Exposure Conditions	Mode	PWR Back-off	Dist. (mm)	Test Position	Ch #.	Freq. (MHz)	RB Allocation	RB offest	Power (dBm)		10-g SAR (W/kg)		Plot No.
										Tune-up limit	Meas.	Meas.	Scaled	
M2 Ant.	Extremity 10-g	QPSK	Off	12	Rear	26365	1882.5	1	49	23.5	22.6	0.231	0.285	
								50	24	22.5	21.7	0.188	0.228	
				9	Front	26365	1882.5	1	49	23.5	22.6	0.222	0.274	
								50	24	22.5	21.7	0.179	0.217	
				0	Edge 2	26365	1882.5	1	49	23.5	22.6	0.901	1.113	
								50	24	22.5	21.7	0.731	0.886	
				16	Edge 3	26365	1882.5	1	49	23.5	22.6	0.200	0.247	
								50	24	22.5	21.7	0.164	0.199	
			On	0	Rear	26365	1882.5	1	49	19.5	18.2	0.862	1.150	
								50	24	19.5	18.3	0.886	1.155	
				0	Front	26365	1882.5	1	49	19.5	18.2	0.472	0.630	
								50	24	19.5	18.3	0.471	0.614	
				0	Edge 3	26365	1882.5	1	49	19.5	18.2	1.450	1.935	
								50	24	19.5	18.3	1.500	1.955	70

This report shall not be reproduced except in full, without the written approval of UL Korea, Ltd.

10.11 LTE Band 26 (15MHz Bandwidth)

Phablet (Folder Closed)

Antenna	RF Exposure Conditions	Mode	PWR Back-off	Dist. (mm)	Test Position	Ch #.	Freq. (MHz)	RB Allocation	RB offest	Power (dBm)		1-g SAR (W/kg)		Plot No.
										Tune-up limit	Meas.	Meas.	Scaled	
M1 Ant.	Head	QPSK	N/A	0	Left Touch	26865	831.5	1	74	25.8	24.2	0.177	0.258	
								36	0	24.8	23.2	0.138	0.199	
					Left Tilt	26865	831.5	1	74	25.8	24.2	0.063	0.091	
								36	0	24.8	23.2	0.055	0.079	
					Right Touch	26865	831.5	1	74	25.8	24.2	0.207	0.302	71
								36	0	24.8	23.2	0.151	0.218	
					Right Tilt	26865	831.5	1	74	25.8	24.2	0.085	0.124	
								36	0	24.8	23.2	0.065	0.094	
	Body-worn	QPSK	N/A	15	Rear	26865	831.5	1	74	25.8	24.2	0.204	0.297	72
								36	0	24.8	23.2	0.143	0.206	
					Front	26865	831.5	1	74	25.8	24.2	0.134	0.195	
								36	0	24.8	23.2	0.094	0.136	
	Hotspot	QPSK	N/A	10	Rear	26865	831.5	1	74	25.8	24.2	0.404	0.589	73
								36	0	24.8	23.2	0.370	0.534	
					Front	26865	831.5	1	74	25.8	24.2	0.137	0.200	
								36	0	24.8	23.2	0.099	0.143	
					Edge 2	26865	831.5	1	74	25.8	24.2	0.304	0.443	
								36	0	24.8	23.2	0.231	0.333	
					Edge 3	26865	831.5	1	74	25.8	24.2	0.185	0.270	
								36	0	24.8	23.2	0.144	0.208	

UMPC Mini-tablet (Folder Opened)

Antenna	RF Exposure Conditions	Mode	PWR Back-off	Dist. (mm)	Test Position	Ch #.	Freq. (MHz)	RB Allocation	RB offest	Power (dBm)		1-g SAR (W/kg)		Plot No.
										Tune-up limit	Meas.	Meas.	Scaled	
M1 Ant.	Body	QPSK	N/A	10	Rear	26865	831.5	1	74	25.8	24.2	0.506	0.738	74
								36	0	24.8	23.2	0.363	0.524	
				10	Front	26865	831.5	1	74	25.8	24.2	0.352	0.513	
								36	0	24.8	23.2	0.280	0.404	
				10	Edge 2	26865	831.5	1	74	25.8	24.2	0.249	0.363	
								36	0	24.8	23.2	0.176	0.254	
				10	Edge 3	26865	831.5	1	74	25.8	24.2	0.166	0.242	
								36	0	24.8	23.2	0.113	0.163	
Antenna	RF Exposure Conditions	Mode	PWR Back-off	Dist. (mm)	Test Position	Ch #.	Freq. (MHz)	RB Allocation	RB offest	Power (dBm)		10-g SAR (W/kg)		Plot No.
										Tune-up limit	Meas.	Meas.	Scaled	
M1 Ant.	Extremity 10-g	QPSK	N/A	0	Rear	26865	831.5	1	74	25.8	24.2	1.250	1.822	
								36	0	24.8	23.2	0.993	1.433	
				0	Front	26865	831.5	1	74	25.8	24.2	0.814	1.187	
								36	0	24.8	23.2	0.606	0.874	
				0	Edge 2	26865	831.5	1	74	25.8	24.2	1.320	1.924	75
								36	0	24.8	23.2	1.070	1.544	
				0	Edge 3	26865	831.5	1	74	25.8	24.2	0.656	0.956	
								36	0	24.8	23.2	0.498	0.719	

This report shall not be reproduced except in full, without the written approval of UL Korea, Ltd.

10.12 LTE Band 41 (20MHz Bandwidth)

Phablet (Folder Closed) - Power Class 3

Antenna	RF Exposure Conditions	Mode	PWR Back-off	Dist. (mm)	Test Position	Ch #.	Freq. (MHz)	RB Allocation	RB offest	Power (dBm)		1-g SAR (W/kg)		Plot No.
										Tune-up limit	Meas.	Meas.	Scaled	
M2 Ant.	Head	QPSK	Off	0	Left Touch	40620	2593.0	1	49	22.7	22.1	0.053	0.061	
								50	24	21.7	21.1	0.042	0.049	
					Left Tilt	40620	2593.0	1	49	22.7	22.1	0.024	0.028	
								50	24	21.7	21.1	0.021	0.024	
					Right Touch	40620	2593.0	1	49	22.7	22.1	0.055	0.063	
								50	24	21.7	21.1	0.044	0.051	
					Right Tilt	40620	2593.0	1	49	22.7	22.1	0.027	0.031	
								50	24	21.7	21.1	0.019	0.022	
	Body-worn	QPSK	OFf	15	Rear	40620	2593.0	1	49	22.7	22.1	0.255	0.293	
								50	24	21.7	21.1	0.209	0.242	
					Front	40620	2593.0	1	49	22.7	22.1	0.305	0.350	77
								50	24	21.7	21.1	0.248	0.287	
	Hotspot	QPSK	On	10	Rear	40620	2593.0	1	49	18.5	17.6	0.204	0.249	
								50	24	18.5	17.5	0.209	0.260	
					Front	40620	2593.0	1	49	18.5	17.6	0.192	0.234	
								50	24	18.5	17.5	0.196	0.244	
					Edge 2	40620	2593.0	1	49	18.5	17.6	0.028	0.035	
								50	24	18.5	17.5	0.030	0.037	
					Edge 3	40620	2593.0	1	49	18.5	17.6	0.466	0.569	
								50	24	18.5	17.5	0.472	0.588	78
					Edge 4	40620	2593.0	1	49	18.5	17.6	0.022	0.027	
								50	24	18.5	17.5	0.023	0.029	
Antenna	RF Exposure Conditions	Mode	PWR Back-off	Dist. (mm)	Test Position	Ch #.	Freq. (MHz)	RB Allocation	RB offest	Power (dBm)		10-g SAR (W/kg)		Plot No.
										Tune-up limit	Meas.	Meas.	Scaled	
M2 Ant.	Product Specific 10-g	QPSK	Off	12	Edge 3	40620	2593.0	1	49	22.7	22.1	0.538	0.617	
								50	24	21.7	21.1	0.437	0.506	
		QPSK	On	0	Edge 3	40620	2593.0	1	49	18.5	17.6	0.968	1.202	
								50	24	18.5	17.5	0.999	1.245	79

Phablet (Folder Closed) - Power Class 2-

Antenna	RF Exposure Conditions	Mode	PWR Back-off	Dist. (mm)	Test Position	Ch #.	Freq. (MHz)	RB Allocation	RB offest	Pow er (dBm)		1-g SAR (W/kg)		10-g SAR (W/kg)		Plot No.
										Tune-up limit	Meas.	Meas.	Scaled	Meas.	Scaled	
M2 Ant.	Head	QPSK	Off	0	Right Touch	40620	2593.0	1	49	25.7	25.3	0.074	0.081			76
	Body-w orn	QPSK	Off	15	Front	40620	2593.0	1	49	25.7	25.3	0.278	0.306			
	Hotspot	QPSK	On	10	Edge 3	40620	2593.0	50	50	18.5	17.6	0.287	0.355			
	Product Specific 10-g	QPSK	On	0	Edge 3	40620	2593.0	50	50	18.5	17.6			0.620	0.764	

This report shall not be reproduced except in full, without the written approval of UL Korea, Ltd.

LTE Band 41 (20MHz Bandwidth) (Continued)

UMPC Mini-tablet (Folder Opened) – Power Class 3

Antenna	RF Exposure Conditions	Mode	PWR Back-off	Dist. (mm)	Test Position	Ch #.	Freq. (MHz)	RB Allocation	RB offest	Power (dBm)		1-g SAR (W/kg)		Plot No.
										Tune-up limit	Meas.	Meas.	Scaled	
M2 Ant.	Body	QPSK	Off	12	Rear	39750	2506.0	1	49	22.7	21.7	0.661	0.830	
								50	24	21.7	20.8	0.537	0.661	
						40185	2549.5	1	49	22.7	21.7	0.746	0.929	
								50	24	21.7	20.8	0.621	0.766	
						40620	2593.0	1	49	22.7	22.1	0.943	1.082	
								50	24	21.7	21.1	0.729	0.844	
								100	0	21.7	20.9	0.630	0.757	
						41055	2636.5	1	49	22.7	21.9	1.170	1.392	80
								50	24	21.7	20.9	0.879	1.057	
						41490	2680.0	1	49	22.7	21.7	1.060	1.338	
								50	24	21.7	20.8	0.844	1.037	
				10	Front	39750	2506.0	1	49	22.7	21.7	0.560	0.703	
								50	24	21.7	20.8	0.456	0.561	
						40185	2549.5	1	49	22.7	21.7	0.693	0.863	
								50	24	21.7	20.8	0.566	0.698	
						40620	2593.0	1	49	22.7	22.1	0.898	1.030	
								50	24	21.7	21.1	0.732	0.847	
								100	0	21.7	20.9	0.653	0.785	
						41055	2636.5	1	49	22.7	21.9	0.840	0.999	
								50	24	21.7	20.9	0.709	0.853	
						41490	2680.0	1	49	22.7	21.7	0.784	0.990	
								50	24	21.7	20.8	0.637	0.783	
				10	Edge 2	40620	2590.0	1	49	22.7	22.1	0.091	0.104	
								50	24	21.7	21.1	0.074	0.085	
				16	Edge 3	39750	2506.0	1	49	22.7	21.7	0.554	0.696	
								50	24	21.7	20.8	0.480	0.591	
						40185	2549.5	1	49	22.7	21.7	0.671	0.836	
								50	24	21.7	20.8	0.581	0.716	
						40620	2593.0	1	49	22.7	22.1	0.899	1.031	
								50	24	21.7	21.1	0.735	0.851	
								100	0	21.7	20.9	0.718	0.863	
						41055	2636.5	1	49	22.7	21.9	0.972	1.156	
								50	24	21.7	20.9	0.838	1.008	
						41490	2680.0	1	49	22.7	21.7	0.866	1.093	
								50	24	21.7	20.8	0.754	0.927	
			On	10	Rear	40620	2593.0	1	49	18.5	17.6	0.379	0.471	
								50	24	18.5	17.5	0.386	0.481	
				16	Edge 3	39750	2506.0	1	49	18.5	17.3	0.422	0.559	
								50	24	18.5	17.3	0.436	0.574	
						40185	2549.5	1	49	18.5	17.3	0.498	0.662	
								50	24	18.5	17.3	0.513	0.673	
						40620	2593.0	1	49	18.5	17.6	0.625	0.776	
								50	24	18.5	17.5	0.640	0.798	
								100	0	18.5	17.4	0.626	0.798	
						41055	2636.5	1	49	18.5	17.4	0.742	0.946	
								50	24	18.5	17.3	0.762	0.994	
						41490	2680.0	1	49	18.5	17.2	0.740	0.998	
								50	24	18.5	17.3	0.747	0.990	

Antenna	RF Exposure Conditions	Mode	PWR Back-off	Dist. (mm)	Test Position	Ch #.	Freq. (MHz)	RB Allocation	RB offest	Power (dBm)		10-g SAR (W/kg)		Plot No.
										Tune-up limit	Meas.	Meas.	Scaled	
M2 Ant.	Extremity 10-g	QPSK	Off	12	Rear	40620	2593.0	1	49	22.7	22.1	0.437	0.501	
								50	24	21.7	21.1	0.341	0.395	
				9	Front	40620	2593.0	1	49	23.5	22.1	0.448	0.618	
								50	24	22.5	21.1	0.376	0.523	
				0	Edge 2	40620	2593.0	1	49	23.5	22.1	0.317	0.437	
								50	24	22.5	21.1	0.254	0.353	
				16	Edge 3	40620	2593.0	1	49	22.7	22.1	0.442	0.507	
								50	24	21.7	21.1	0.362	0.419	
			On	0	Rear	40620	2593.0	1	49	18.5	17.6	0.928	1.153	
								50	24	18.5	17.5	0.982	1.224	
				0	Front	40620	2593.0	1	49	18.5	17.6	0.788	0.979	
								50	24	18.5	17.5	0.789	0.983	
				0	Edge 3	39750	2506.0	1	49	18.5	17.3	1.080	1.432	
								50	24	18.5	17.3	1.130	1.487	
						40185	2549.5	1	49	18.5	17.3	1.160	1.542	
								50	24	18.5	17.3	1.200	1.574	
						40620	2593.0	1	49	18.5	17.6	1.240	1.540	
								50	24	18.5	17.5	1.260	1.571	
								100	0	18.5	17.4	1.250	1.593	81
						41055	2636.5	1	49	18.5	17.4	1.170	1.491	
								50	24	18.5	17.3	1.210	1.578	
						41490	2680.0	1	49	18.5	17.2	1.070	1.442	
								50	24	18.5	17.3	1.090	1.444	

UMPC Mini-tablet (Folder Opened) – Power Class 2

Antenna	RF Exposure Conditions	Mode	PWR Back-off	Dist. (mm)	Test Position	Ch #.	Freq. (MHz)	RB Allocation	RB offest	Pow er (dBm)		1-g SAR (W/kg)		10-g SAR (W/kg)		Plot No.
										Tune-up limit	Meas.	Meas.	Scaled	Meas.	Scaled	
M2 Ant.	Body	QPSK	Off	12	Rear	41055	2636.5	1	49	25.7	25.2	1.250	1.390			
	Extrimity 10-g	QPSK	On	0	Edge 3	40620	2593.0	100	0	18.5	17.5			0.584	0.736	

This report shall not be reproduced except in full, without the written approval of UL Korea, Ltd.

LTE Band 41 Power Class 2 VS Power Class 3

From May 2017 TCB Workshop, SAR tested were performed using Power Class 3. SAR test for Power Class 2 is tested using the highest SAR test configuration in Power Class 3 for each LTE configuration and exposure condition combination. According to the highest time average power for UL-DL configurations, configuration # 1 with duty cycle 43.3% is used for Power Class 2 SAR test.

Additional SAR testing for Power Class 2 is not required when;

- The *reported* SAR vs. output power can be linearly scaled with < 10% discrepancy between power classes and all *reported* SAR are < 1.4 W/kg

Reported SAR vs. Output Power linearly scaled

Phablet (Folder Closed)

Antenna	RF Exposure Conditions	Power Class 2				Power Class 3				PC 2 linearly Scaled Reported SAR (W/kg)	Linearly scaled (%)
		Duty Cycle (%)	Tune-up Power (dBm)	Frame Avg. Power (mW)	Reported SAR (W/kg)	Duty Cycle (%)	Tune-up Power (dBm)	Frame Avg. Power (mW)	Reported SAR (W/kg)		
M2 Ant.	Head	43.3	26.5	193.4	0.081	63.3	22.7	117.9	0.063	0.049	-21.6
	Body-worn	43.3	26.5	193.4	0.306	63.3	22.7	117.9	0.350	0.186	-46.7
	Hotspot	43.3	18.5	30.7	0.355	63.3	18.5	44.8	0.588	0.519	-11.7
	Product Specific 10-g	43.3	18.5	30.7	0.764	63.3	18.5	44.8	1.245	1.117	-10.3

UMPC Mini-tablet (Folder Opened)

Antenna	RF Exposure Conditions	Power Class 2				Power Class 3				PC 2 linearly Scaled Reported SAR (W/kg)	Linearly scaled (%)
		Duty Cycle (%)	Tune-up Power (dBm)	Frame Avg. Power (mW)	Reported SAR (W/kg)	Duty Cycle (%)	Tune-up Power (dBm)	Frame Avg. Power (mW)	Reported SAR (W/kg)		
M2 Ant.	Body	43.3	26.5	193.4	1.390	63.3	22.7	117.9	1.392	0.847	-39.1
	Product Specific 10-g	43.3	18.5	30.7	0.736	63.3	18.5	44.8	1.593	1.076	-32.5

Conclusion:

Simultaneous SAR test for Power Class 2 is not required base on the *reported* SAR < 1.4 W/kg and *reported* SAR vs. output power linearly scaled < 10%.

This report shall not be reproduced except in full, without the written approval of UL Korea, Ltd.

10.13 LTE Band 66 (20MHz Bandwidth)

Phablet (Folder Closed)

Antenna	RF Exposure Conditions	Mode	PWR Back-off	Dist. (mm)	Test Position	Ch #.	Freq. (MHz)	RB Allocation	RB offest	Power (dBm)		1-g SAR (W/kg)		Plot No.
										Tune-up limit	Meas.	Meas.	Scaled	
M2 Ant.	Head	QPSK	Off	0	Left Touch	132322	1745.0	1	49	25.0	23.8	0.054	0.071	82
								50	50	24.0	23.0	0.042	0.053	
					Left Tilt	132322	1745.0	1	49	25.0	23.8	0.038	0.050	
								50	50	24.0	23.0	0.034	0.043	
					Right Touch	132322	1745.0	1	49	25.0	23.8	0.050	0.067	
								50	50	24.0	23.0	0.039	0.049	
					Right Tilt	132322	1745.0	1	49	25.0	23.8	0.048	0.064	
								50	50	24.0	23.0	0.046	0.059	
	Body-worn	QPSK	Off	15	Rear	132072	1720.0	1	49	25.0	23.6	0.806	1.100	
								50	50	24.0	22.8	0.627	0.832	
						132322	1745.0	1	49	25.0	23.8	0.827	1.096	
								50	50	24.0	23.0	0.638	0.810	
								100	0	24.0	22.9	0.645	0.832	
						132572	1770.0	1	49	25.0	23.4	0.830	1.190	83
								50	50	24.0	22.6	0.655	0.899	
					Front	132322	1745.0	1	49	25.0	23.8	0.141	0.187	
								50	50	24.0	23.0	0.115	0.146	
	Hotspot	QPSK	On	10	Rear	132322	1745.0	1	49	20.5	19.2	0.555	0.742	
								50	50	20.5	19.3	0.554	0.724	
					Front	132322	1745.0	1	49	20.5	19.2	0.143	0.191	
								50	50	20.5	19.3	0.144	0.188	
					Edge 2	132322	1745.0	1	49	20.5	19.2	0.146	0.195	
								50	50	20.5	19.3	0.149	0.195	
					Edge 3	132072	1720.0	1	49	20.5	19.0	0.747	1.051	
								50	50	20.5	19.1	0.768	1.066	84
						132322	1745.0	1	49	20.5	19.2	0.743	0.994	
								50	50	20.5	19.3	0.694	0.907	
								100	0	20.5	19.1	0.702	0.973	
						132572	1770.0	1	49	20.5	19.1	0.694	0.965	
								50	50	20.5	19.1	0.698	0.972	
					Edge 4	132322	1745.0	1	49	20.5	19.2	0.063	0.085	
								50	50	20.5	19.3	0.066	0.086	

Antenna	RF Exposure Conditions	Mode	PWR Back-off	Dist. (mm)	Test Position	Ch #.	Freq. (MHz)	RB Allocation	RB offest	Power (dBm)		10-g SAR (W/kg)		Plot No.
										Tune-up limit	Meas.	Meas.	Scaled	
M2 Ant.	Product Specific 10-g	QPSK	Off	10	Rear	132322	1745.0	1	49	25.0	23.8	0.540	0.716	
								50	50	24.0	23.0	0.436	0.554	
				12	Edge 3	132322	1745.0	1	49	25.0	23.8	0.711	0.942	
								50	50	24.0	23.0	0.574	0.729	
		QPSK	On	0	Rear	132322	1745.0	1	49	20.5	19.4	1.480	1.898	
								50	50	20.5	19.6	1.500	1.852	
				0	Edge 3	132072	1720.0	1	49	20.5	19.3	1.950	2.577	85
								50	50	20.5	19.6	1.980	2.451	
						132322	1745.0	1	49	20.5	19.4	1.830	2.347	
								50	50	20.5	19.6	1.870	2.309	
								100	0	20.5	19.4	1.860	2.408	
						132572	1770.0	1	49	20.5	19.4	1.800	2.344	
								50	50	20.5	19.5	1.800	2.244	

This report shall not be reproduced except in full, without the written approval of UL Korea, Ltd.

LTE Band 66 (20MHz Bandwidth)_(Continued)

UMPC Mini-tablet (Folder Opened)

Antenna	RF Exposure Conditions	Mode	PWR Back-off	Dist. (mm)	Test Position	Ch #.	Freq. (MHz)	RB Allocation	RB offest	Power (dBm)		1-g SAR (W/kg)		Plot No.
										Tune-up limit	Meas.	Meas.	Scaled	
M2 Ant.	Body	QPSK	Off	12	Rear	132072	1720.0	1	49	25.0	23.6	0.583	0.796	
						132322	1745.0	1	49	25.0	23.8	0.641	0.850	
								50	50	24.0	23.0	0.507	0.644	
						132572	1770.0	1	49	25.0	23.4	0.624	0.895	
				10	Front	132072	1720.0	1	49	25.0	23.6	0.622	0.849	
						132322	1745.0	1	49	25.0	23.8	0.639	0.847	
								50	50	24.0	23.0	0.538	0.683	
						132572	1770.0	1	49	25.0	23.4	0.497	0.713	
				10	Edge 2	132322	1745.0	1	49	25.0	23.8	0.340	0.451	
								50	50	24.0	23.0	0.287	0.364	
				16	Edge 3	132072	1720.0	1	49	25.0	23.6	0.597	0.815	
						132322	1745.0	1	49	25.0	23.8	0.677	0.897	86
								50	50	24.0	23.0	0.550	0.698	
						132572	1770.0	1	49	25.0	23.4	0.545	0.782	
			On	10	Rear	132322	1745.0	1	49	20.5	19.4	0.370	0.475	
								50	50	20.5	19.6	0.369	0.456	
				10	Edge 3	132072	1720.0	1	49	20.5	19.3	0.619	0.818	
						132322	1745.0	1	49	20.5	19.4	0.644	0.826	
								50	50	20.5	19.6	0.646	0.798	
						132572	1770.0	1	49	20.5	19.4	0.619	0.806	

Antenna	RF Exposure Conditions	Mode	PWR Back-off	Dist. (mm)	Test Position	Ch #.	Freq. (MHz)	RB Allocation	RB offest	Power (dBm)		10-g SAR (W/kg)		Plot No.
										Tune-up limit	Meas.	Meas.	Scaled	
M2 Ant.	Extremity 10-g	QPSK	Off	12	Rear	132322	1745.0	1	49	25.0	23.8	0.359	0.476	
								50	50	24.0	23.0	0.284	0.361	
				9	Front	132322	1745.0	1	49	25.0	23.8	0.358	0.474	
								50	50	24.0	23.0	0.302	0.383	
				0	Edge 2	132322	1745.0	1	49	25.0	23.8	1.340	1.776	
								50	50	24.0	23.0	1.090	1.384	
				16	Edge 3	132322	1745.0	1	49	25.0	23.8	0.383	0.508	
								50	50	24.0	23.0	0.311	0.395	
			On	0	Rear	132322	1745.0	1	49	20.5	19.4	1.180	1.513	
								50	50	20.5	19.6	1.180	1.457	
				0	Front	132322	1745.0	1	49	20.5	19.4	0.795	1.020	
								50	50	20.5	19.6	0.793	0.979	
				0	Edge 3	132072	1720.0	1	49	20.5	19.3	2.060	2.722	
								50	50	20.5	19.6	2.110	2.612	
						132322	1745.0	1	49	20.5	19.4	2.080	2.668	
								50	50	20.5	19.6	2.130	2.630	
								100	0	20.5	19.4	2.020	2.615	
						132572	1770.0	1	49	20.5	19.4	2.170	2.826	87
								50	50	20.5	19.5	2.200	2.742	

This report shall not be reproduced except in full, without the written approval of UL Korea, Ltd.

10.14 Wi-Fi (DTS Band)

Phablet (Folder Closed)

Antenna	Frequency Band	Mode	RF Exposure Conditions	PWR Back-off	Dist. (mm)	Test Position	Ch #.	Freq. (MHz)	Area Scan Max. SAR (W/kg)	Duty Cycle (%)	Power (dBm)		1-g SAR (W/kg)		Note	Plot No.
											Tune-up limit	Meas.	Meas.	Scaled		
SISO (WiFi Ant.1)	2.4GHz	802.11b 1 Mbps	Head	On	0	Left Touch	6	2437.0	0.284	99.8	13.0	12.7				
						Left Tilt	6	2437.0	0.388	99.8	13.0	12.7				
						Right Touch	6	2437.0	0.401	99.8	13.0	12.7				
						Rightt Tilt	6	2437.0	0.503	99.8	13.0	12.7	0.296	0.321	1	
			Body-worn	Off	15	Rear	6	2437.0	0.031	99.8	19.0	18.6	0.024	0.026	4	
						Front	6	2437.0	0.129	99.8	19.0	18.6	0.104	0.113	1	88
			Hotspot	Off	10	Rear	6	2437.0	0.051	99.8	19.0	18.6	0.037	0.041	4	
						Front	6	2437.0	0.243	99.8	19.0	18.6				
						Edge 1	6	2437.0	0.389	99.8	19.0	18.6	0.365	0.398	1	89
						Edge 4	6	2437.0	0.083	99.8	19.0	18.6				
SISO (WiFi Ant.2)	2.4GHz	802.11b 1 Mbps	Head	On	0	Left Touch	11	2462.0	0.312	99.8	13.0	12.6	0.236	0.259	1	
						Left Tilt	11	2462.0	0.292	99.8	13.0	12.6				
						Right Touch	11	2462.0	0.208	99.8	13.0	12.6				
						Rightt Tilt	11	2462.0	0.146	99.8	13.0	12.6				
			Body-worn	Off	15	Rear	11	2462.0	0.037	99.8	19.0	18.5	0.030	0.034	4	
						Front	11	2462.0	0.088	99.8	19.0	18.5	0.072	0.081	1	
			Hotspot	Off	10	Rear	11	2462.0	0.062	99.8	19.0	18.5	0.046	0.052	4	
						Front	11	2462.0	0.173	99.8	19.0	18.5				
						Edge 1	11	2462.0	0.133	99.8	19.0	18.5				
						Edge 2	11	2462.0	0.205	99.8	19.0	18.5	0.185	0.209	1	
						Edge 4	11	2462.0	0.014	99.8	19.0	18.5				
MIMO (WiFi Ant.1)	2.4GHz	802.11b 1 Mbps	Head	On	0	Left Touch	11	2462.0	0.519	99.8	13.0	12.4				
						Left Tilt	11	2462.0	0.631	99.8	13.0	12.4	0.564	0.656		90
						Right Touch	11	2462.0	0.527	99.8	13.0	12.4	0.370	0.431	4	
						Rightt Tilt	11	2462.0	0.561	99.8	13.0	12.4	0.441	0.513	2	
MIMO (WiFi Ant.2)	2.4GHz	802.11b 1 Mbps	Head	On	0	Left Touch	11	2462.0	0.519	99.8	13.0	12.6				
						Left Tilt	11	2462.0	0.631	99.8	13.0	12.6				
						Right Touch	11	2462.0	0.527	99.8	13.0	12.6				
						Rightt Tilt	11	2462.0	0.561	99.8	13.0	12.6				

Note(s):

1. When the Highest reported SAR is ≤ 0.4 or 1.0 W/kg (1-g or 10-g respectively). Therefore, further SAR measurements within this exposure condition are not required.
2. Highest reported SAR is > 0.4 or 1.0 W/kg (1-g or 10-g respectively). Due to the highest reported SAR for this test position, other test positions in this exposure condition were evaluated until a SAR ≤ 0.8 or 2.0 W/kg (1-g or 10-g respectively) was reported.
3. Testing for a second channel was required because the reported SAR for this test position was > 0.8 or 2.0 W/kg (1-g or 10-g respectively).
4. Additional testing required in order satisfying FCC simultaneous transmission limit criteria.
5. SAR testing is not required for OFDM mode(s) when the highest reported SAR for DSSS is adjusted by the ratio of OFDM to DSSS specified maximum output power and the adjusted SAR is ≤ 1.2 W/kg.
6. For Head exposure condition, MIMO SAR test were additionally evaluated for determining simultaneous transmission SAR test exclusion.

This report shall not be reproduced except in full, without the written approval of UL Korea, Ltd.

Wi-Fi (DTS Band)_(Continued)

UMPC Mini-tablet (Folder Opened)

Antenna	Frequency Band	Mode	RF Exposure Conditions	PWR Back-off	Dist. (mm)	Test Position	Ch #.	Freq. (MHz)	Area Scan Max. SAR (W/kg)	Duty Cycle (%)	Power (dBm)		1-g SAR (W/kg)		Note	Plot No.
											Tune-up limit	Meas.	Meas.	Scaled		
SISO (WiFi Ant.1)	2.4GHz	802.11b 1 Mbps	Body	Off	10	Rear	6	2437.0	0.380	99.8	19.0	18.6	0.293	0.320	2	
						Front	6	2437.0	0.187	99.8	19.0	18.6	0.148	0.161	4	
						Edge 1	6	2437.0	0.511	99.8	19.0	18.6	0.463	0.505		91
SISO (WiFi Ant.2)	2.4GHz	802.11b 1 Mbps	Body	Off	10	Rear	11	2462.0	0.275	99.8	19.0	18.5	0.226	0.256	4	
						Front	11	2462.0	0.205	99.8	19.0	18.5	0.168	0.190	4	
						Edge 1	11	2462.0	0.224	99.8	19.0	18.5				
						Edge 4	11	2462.0	0.371	99.8	19.0	18.5	0.315	0.357	1	
MIMO (WiFi Ant.1)	2.4GHz	802.11b 1 Mbps	Body	Off	10	Rear	11	2462.0	0.591	99.8	19.0	18.3				
						Front	11	2462.0	0.455	99.8	19.0	18.3				
						Edge 1	11	2462.0	0.421	99.8	19.0	18.3				
						Edge 4	11	2462.0	0.547	99.8	19.0	18.3				
MIMO (WiFi Ant.2)	2.4GHz	802.11b 1 Mbps	Body	Off	10	Rear	11	2462.0	0.591	99.8	19.0	18.5	0.443	0.498		
						Front	11	2462.0	0.455	99.8	19.0	18.5	0.360	0.405	4	
						Edge 1	11	2462.0	0.421	99.8	19.0	18.5				
						Edge 4	11	2462.0	0.547	99.8	19.0	18.5	0.438	0.492	2	
Antenna	Frequency Band	Mode	RF Exposure Conditions	PWR Back-off	Dist. (mm)	Test Position	Ch #.	Freq. (MHz)	Area Scan Max. SAR (W/kg)	Duty Cycle (%)	Power (dBm)		10-g SAR (W/kg)		Note	Plot No.
											Tune-up limit	Meas.	Meas.	Scaled		
SISO (WiFi Ant.1)	2.4GHz	802.11b 1 Mbps	Extremity 10-g	Off	0	Rear	6	2437.0	2.932	99.8	19.0	18.6	0.868	0.947	4	
						Front	6	2437.0	2.953	99.8	19.0	18.6	0.737	0.804	1	
						Edge 1	6	2437.0	2.429	99.8	19.0	18.6	0.976	1.065	4	
SISO (WiFi Ant.2)	2.4GHz	802.11b 1 Mbps	Extremity 10-g	Off	0	Rear	11	2462.0	2.591	99.8	19.0	18.5	0.778	0.881	2	
						Front	11	2462.0	1.042	99.8	19.0	18.5	0.395	0.447	4	
						Edge 1	11	2462.0	1.791	99.8	19.0	18.5				
						Edge 4	11	2462.0	4.540	99.8	19.0	18.5	1.480	1.675		92
MIMO (WiFi Ant.1)	2.4GHz	802.11b 1 Mbps	Extremity 10-g	Off	0	Rear	11	2462.0	2.432	99.8	19.0	18.3	1.030	1.204	4	
						Front	11	2462.0	2.490	99.8	19.0	18.3	0.680	0.795	4	
						Edge 1	11	2462.0	2.751	99.8	19.0	18.3	1.010	1.181	2	
						Edge 4	11	2462.0	5.251	99.8	19.0	18.3				
MIMO (WiFi Ant.2)	2.4GHz	802.11b 1 Mbps	Extremity 10-g	Off	0	Rear	11	2462.0	2.432	99.8	19.0	18.5	1.030	1.158		
						Front	11	2462.0	2.490	99.8	19.0	18.5				
						Edge 1	11	2462.0	2.751	99.8	19.0	18.5	0.883	0.993		
						Edge 4	11	2462.0	5.251	99.8	19.0	18.5	1.470	1.652		

Note(s):

1. When the Highest reported SAR is ≤ 0.4 or 1.0 W/kg (1-g or 10-g respectively). Therefore, further SAR measurements within this exposure condition are not required.
2. Highest reported SAR is > 0.4 or 1.0 W/kg (1-g or 10-g respectively). Due to the highest reported SAR for this test position, other test positions in this exposure condition were evaluated until a SAR ≤ 0.8 or 2.0 W/kg (1-g or 10-g respectively) was reported.
3. Testing for a second channel was required because the reported SAR for this test position was > 0.8 or 2.0 W/kg (1-g or 10-g respectively).
4. Additional testing required in order satisfying FCC simultaneous transmission limit criteria.
5. SAR testing is not required for OFDM mode(s) when the highest reported SAR for DSSS is adjusted by the ratio of OFDM to DSSS specified maximum output power and the adjusted SAR is ≤ 1.2 W/kg.
6. For Body & Extremity 10-g exposure condition, MIMO SAR test were additionally evaluated for determining simultaneous transmission SAR test exclusion.

This report shall not be reproduced except in full, without the written approval of UL Korea, Ltd.

10.15 Wi-Fi (U-NII Bands)

U-NII 2A Results

Phablet (Folder Closed)

Antenna	Frequency Band	Mode	RF Exposure Conditions	PWR Back-off	Dist. (mm)	Test Position	Ch #.	Freq. (MHz)	Area Scan Max. SAR (W/kg)	Duty Cycle (%)	Power (dBm)		1-g SAR (W/kg)		Note	Plot No.
											Tune-up limit	Meas.	Meas.	Scaled		
SISO (WiFi Ant.1)	5.3 GHz U-NII 2A	802.11ac (VHT80)	Head	On	0	Left Touch	58	5290.0	0.369	99.7	11.0	10.5				
						Left Tilt	58	5290.0	0.385	99.7	11.0	10.5				
						Right Touch	58	5290.0	0.531	99.7	11.0	10.5				
						Rightt Tilt	58	5290.0	0.547	99.7	11.0	10.5	0.344	0.389	1	
		802.11a	Body-worn	Off	15	Rear	64	5320.0	0.028	99.2	18.0	17.6	0.003	0.003	4	
						Front	64	5320.0	0.289	99.2	18.0	17.6	0.131	0.144	1	
SISO (WiFi Ant.2)	5.3 GHz U-NII 2A	802.11ac (VHT80)	Head	On	0	Left Touch	58	5290.0	0.859	99.7	11.0	10.4	0.293	0.339	1	
						Left Tilt	58	5290.0	0.724	99.7	11.0	10.4				
						Right Touch	58	5290.0	0.447	99.7	11.0	10.4				
						Rightt Tilt	58	5290.0	0.449	99.7	11.0	10.4				
		802.11a	Body-worn	Off	15	Rear	64	5320.0	0.011	99.2	18.0	17.4	<0.001	<0.001	4	
						Front	64	5320.0	0.404	99.2	18.0	17.4	0.197	0.230	1	93
MIMO (WiFi Ant.1)	5.3 GHz U-NII 2A	802.11ac (VHT80)	Head	On	0	Left Touch	58	5290.0	0.861	99.7	11.0	10.6				
						Left Tilt	58	5290.0	0.827	99.7	11.0	10.6				
						Right Touch	58	5290.0	1.280	99.7	11.0	10.6	0.538	0.596		94
						Rightt Tilt	58	5290.0	1.198	99.7	11.0	10.6	0.495	0.548	2	
MIMO (WiFi Ant.2)	5.3 GHz U-NII 2A	802.11ac (VHT80)	Head	On	0	Left Touch	58	5290.0	0.861	99.7	11.0	10.4				
						Left Tilt	58	5290.0	0.827	99.7	11.0	10.4				
						Right Touch	58	5290.0	1.280	99.7	11.0	10.4				
						Rightt Tilt	58	5290.0	1.198	99.7	11.0	10.4				
Antenna	Frequency Band	Mode	RF Exposure Conditions	PWR Back-off	Dist. (mm)	Test Position	Ch #.	Freq. (MHz)	Area Scan Max. SAR (W/kg)	Duty Cycle (%)	Power (dBm)		10-g SAR (W/kg)		Note	Plot No.
											Tune-up limit	Meas.	Meas.	Scaled		
SISO (WiFi Ant.1)	5.3 GHz U-NII 2A	802.11a	Product Specific 10-g	Off	0	Rear	64	5320.0	0.163	99.2	18.0	17.6	0.018	0.020	4	
						Front	64	5320.0	8.710	99.2	18.0	17.6	1.170	1.290	2	
						Edge 1	64	5320.0	11.220	99.2	18.0	17.6	1.200	1.323		95
						Edge 4	64	5320.0	0.524	99.2	18.0	17.6				
SISO (WiFi Ant.2)	5.3 GHz U-NII 2A	802.11a	Product Specific 10-g	Off	0	Rear	64	5320.0	0.034	99.2	18.0	17.4	0.003	0.003	4	
						Front	64	5320.0	9.143	99.2	18.0	17.4	1.040	1.212		
						Edge 1	64	5320.0	4.194	99.2	18.0	17.4	0.427	0.498	2	
						Edge 2	64	5320.0	2.131	99.2	18.0	17.4				
						Edge 4	64	5320.0	0.145	99.2	18.0	17.4				

UMPC Mini-tablet (Folder Opened)

Antenna	Frequency Band	Mode	RF Exposure Conditions	PWR Back-off	Dist. (mm)	Test Position	Ch #.	Freq. (MHz)	Area Scan Max. SAR (W/kg)	Duty Cycle (%)	Power (dBm)		1-g SAR (W/kg)		Note	Plot No.
											Tune-up limit	Meas.	Meas.	Scaled		
SISO (WiFi Ant.1)	5.3GHz U-NII 2A	802.11a	Body	Off	10	Rear	64	5320.0	0.241	99.2	18.0	17.6	0.102	0.112	4	
						Front	64	5320.0	0.104	99.2	18.0	17.6	0.040	0.044	4	
						Edge 1	64	5320.0	0.270	99.2	18.0	17.6	0.129	0.142	1	
SISO (WiFi Ant.2)	5.3GHz U-NII 2A	802.11a	Body	Off	10	Rear	64	5320.0	0.303	99.2	18.0	17.4	0.129	0.150	1	
						Front	64	5320.0	0.052	99.2	18.0	17.4	0.020	0.023	4	
						Edge 1	64	5320.0	0.087	99.2	18.0	17.4				
						Edge 4	64	5320.0	0.130	99.2	18.0	17.4				
MIMO (WiFi Ant.1)	5.3GHz U-NII 2A	802.11a	Body	Off	10	Rear	64	5320.0	0.451	99.1	18.0	17.7	0.197	0.212	1	96
						Front	64	5320.0	0.120	99.1	18.0	17.7	0.051	0.055		
						Edge 1	64	5320.0	0.318	99.1	18.0	17.7				
						Edge 4	64	5320.0	0.172	99.1	18.0	17.7				
MIMO (WiFi Ant.2)	5.3GHz U-NII 2A	802.11a	Body	Off	10	Rear	64	5320.0	0.451	99.1	18.0	17.4	0.170	0.198		
						Front	64	5320.0	0.120	99.1	18.0	17.4	0.050	0.058	4	
						Edge 1	64	5320.0	0.318	99.1	18.0	17.4				
						Edge 4	64	5320.0	0.172	99.1	18.0	17.4				
Antenna	Frequency Band	Mode	RF Exposure Conditions	PWR Back-off	Dist. (mm)	Test Position	Ch #.	Freq. (MHz)	Area Scan Max. SAR (W/kg)	Duty Cycle (%)	Power (dBm)		10-g SAR (W/kg)		Note	Plot No.
											Tune-up limit	Meas.	Meas.	Scaled		
SISO (WiFi Ant.1)	5.3GHz U-NII 2A	802.11a	Extremity 10-g	Off	0	Rear	64	5320.0	1.885	99.2	18.0	17.6	0.244	0.269	2	
						Front	64	5320.0	1.395	99.2	18.0	17.6				
						Edge 1	64	5320.0	5.398	99.2	18.0	17.6	1.040	1.147		97
SISO (WiFi Ant.2)	5.3GHz U-NII 2A	802.11a	Extremity 10-g	Off	0	Rear	64	5320.0	3.462	99.2	18.0	17.4	0.354	0.413	1	
						Front	64	5320.0	0.524	99.2	18.0	17.4				
						Edge 1	64	5320.0	0.968	99.2	18.0	17.4				
						Edge 4	64	5320.0	1.431	99.2	18.0	17.4				

Note(s):

1. When the Highest reported SAR is ≤ 0.4 or 1.0 W/kg (1-g or 10-g respectively). Therefore, further SAR measurements within this exposure condition are not required.
2. Highest reported SAR is > 0.4 or 1.0 W/kg (1-g or 10-g respectively). Due to the highest reported SAR for this test position, other test positions in this exposure condition were evaluated until a SAR ≤ 0.8 or 2.0 W/kg (1-g or 10-g respectively) was reported.
3. Testing for a second channel was required because the reported SAR for this test position was > 0.8 or 2.0 W/kg (1-g or 10-g respectively).
4. Additional testing required in order satisfying FCC simultaneous transmission limit criteria.
5. For Head & Body exposure condition, MIMO SAR test were additionally evaluated for determining simultaneous transmission SAR test exclusion.

This report shall not be reproduced except in full, without the written approval of UL Korea, Ltd.

U-NII 2C Results

Phablet (Folder Closed)

Antenna	Frequency Band	Mode	RF Exposure Conditions	PWR Back-off	Dist. (mm)	Test Position	Ch #.	Freq. (MHz)	Area Scan Max. SAR (W/kg)	Duty Cycle (%)	Power (dBm)		1-g SAR (W/kg)		Note	Plot No.
											Tune-up limit	Meas.	Meas.	Scaled		
SISO (WiFi Ant.1)	5.5 GHz U-NII 2C	802.11ac (VHT80)	Head	On	0	Left Touch	138	5690.0	0.377	99.7	11.0	10.8				
						Left Tilt	138	5690.0	0.356	99.7	11.0	10.8				
						Right Touch	138	5690.0	1.138	99.7	11.0	10.8	0.442	0.465		
						Rightt Tilt	138	5690.0	0.846	99.7	11.0	10.8	0.375	0.395	2	
		802.11a	Body-worn	Off	15	Rear	144	5720.0	0.014	99.2	18.0	17.9	<0.001	<0.001	4	
						Front	144	5720.0	0.227	99.2	18.0	17.9	0.096	0.098	1	
SISO (WiFi Ant.2)	5.5 GHz U-NII 2C	802.11ac (VHT80)	Head	On	0	Left Touch	106	5530.0	0.718	99.7	11.0	10.6	0.273	0.304	1	
						Left Tilt	106	5530.0	0.589	99.7	11.0	10.6				
						Right Touch	106	5530.0	0.402	99.7	11.0	10.6				
						Rightt Tilt	106	5530.0	0.382	99.7	11.0	10.6				
		802.11a	Body-worn	Off	15	Rear	100	5500.0	0.033	99.2	18.0	17.2	0.012	0.015	4	
						Front	100	5500.0	0.309	99.2	18.0	17.2	0.138	0.166	1	98
MIMO (WiFi Ant.1)	5.5 GHz U-NII 2C	802.11ac (VHT80)	Head	On	0	Left Touch	138	5690.0	0.576	99.7	11.0	10.9				
						Left Tilt	138	5690.0	0.470	99.7	11.0	10.9				
						Right Touch	138	5690.0	1.181	99.7	11.0	10.9	0.459	0.468		99
						Rightt Tilt	138	5690.0	0.827	99.7	11.0	10.9	0.409	0.417	2	
MIMO (WiFi Ant.2)	5.5 GHz U-NII 2C	802.11ac (VHT80)	Head	On	0	Left Touch	138	5690.0	0.576	99.7	11.0	9.7				
						Left Tilt	138	5690.0	0.470	99.7	11.0	9.7				
						Right Touch	138	5690.0	1.181	99.7	11.0	9.7				
						Rightt Tilt	138	5690.0	0.827	99.7	11.0	9.7				
Antenna	Frequency Band	Mode	RF Exposure Conditions	PWR Back-off	Dist. (mm)	Test Position	Ch #.	Freq. (MHz)	Area Scan Max. SAR (W/kg)	Duty Cycle (%)	Power (dBm)		10-g SAR (W/kg)		Note	Plot No.
											Tune-up limit	Meas.	Meas.	Scaled		
SISO (WiFi Ant.1)	5.5 GHz U-NII 2C	802.11a	Product Specific 10-g	Off	0	Rear	144	5720.0	0.150	99.2	18.0	17.9	0.014	0.014	4	
						Front	144	5720.0	7.561	99.2	18.0	17.9	0.986	1.008	2	
						Edge 1	144	5720.0	13.566	99.2	18.0	17.9	1.120	1.145		100
						Edge 4	144	5720.0	0.274	99.2	18.0	17.9				
SISO (WiFi Ant.2)	5.5 GHz U-NII 2C	802.11a	Product Specific 10-g	Off	0	Rear	100	5500.0	0.197	99.2	18.0	17.2	0.027	0.033	4	
						Front	100	5500.0	9.229	99.2	18.0	17.2	0.857	1.029		
						Edge 1	100	5500.0	3.454	99.2	18.0	17.2	0.479	0.575	2	
						Edge 2	100	5500.0	2.438	99.2	18.0	17.2				
						Edge 4	100	5500.0	0.063	99.2	18.0	17.2				

UMPC Mini-tablet (Folder Opened)

Antenna	Frequency Band	Mode	RF Exposure Conditions	PWR Back-off	Dist. (mm)	Test Position	Ch #.	Freq. (MHz)	Area Scan Max. SAR (W/kg)	Duty Cycle (%)	Power (dBm)		1-g SAR (W/kg)		Note	Plot No.
											Tune-up limit	Meas.	Meas.	Scaled		
SISO (WiFi Ant.1)	5.5GHz U-NII 2C	802.11a	Body	Off	10	Rear	144	5720.0	0.445	99.2	18.0	17.9	0.184	0.188	1	
						Front	144	5720.0	0.180	99.2	18.0	17.9	0.071	0.072	4	
						Edge 1	144	5720.0	0.356	99.2	18.0	17.9				
SISO (WiFi Ant.2)	5.5GHz U-NII 2C	802.11a	Body	Off	10	Rear	100	5500.0	0.205	99.2	18.0	17.2	0.086	0.103	1	
						Front	100	5500.0	0.101	99.2	18.0	17.2	0.040	0.048	4	
						Edge 1	100	5500.0	0.093	99.2	18.0	17.2				
						Edge 4	100	5500.0	0.088	99.2	18.0	17.2				
MIMO (WiFi Ant.1)	5.5GHz U-NII 2C	802.11a	Body	Off	10	Rear	144	5720.0	0.532	99.1	18.0	18.0	0.225	0.228	1	101
						Front	144	5720.0	0.211	99.1	18.0	18.0	0.085	0.086		
						Edge 1	144	5720.0	0.350	99.1	18.0	18.0				
						Edge 4	144	5720.0	0.157	99.1	18.0	18.0				
MIMO (WiFi Ant.2)	5.5GHz U-NII 2C	802.11a	Body	Off	10	Rear	144	5720.0	0.532	99.1	18.0	16.8	0.158	0.210		
						Front	144	5720.0	0.211	99.1	18.0	16.8	0.081	0.107	4	
						Edge 1	144	5720.0	0.350	99.1	18.0	16.8				
						Edge 4	144	5720.0	0.157	99.1	18.0	16.8				
Antenna	Frequency Band	Mode	RF Exposure Conditions	PWR Back-off	Dist. (mm)	Test Position	Ch #.	Freq. (MHz)	Area Scan Max. SAR (W/kg)	Duty Cycle (%)	Power (dBm)		10-g SAR (W/kg)		Note	Plot No.
											Tune-up limit	Meas.	Meas.	Scaled		
SISO (WiFi Ant.1)	5.5GHz U-NII 2C	802.11a	Extremity 10-g	Off	0	Rear	144	5720.0	2.902	99.2	18.0	17.9	0.423	0.432	4	
						Front	144	5720.0	2.011	99.2	18.0	17.9				
						Edge 1	144	5720.0	5.098	99.2	18.0	17.9	0.879	0.898	1	102
SISO (WiFi Ant.2)	5.5GHz U-NII 2C	802.11a	Extremity 10-g	Off	0	Rear	100	5500.0	1.490	99.2	18.0	17.2	0.179	0.215	1	
						Front	100	5500.0	1.245	99.2	18.0	17.2				
						Edge 1	100	5500.0	0.817	99.2	18.0	17.2				
						Edge 4	100	5500.0	1.218	99.2	18.0	17.2				

Note(s):

1. When the Highest reported SAR is ≤ 0.4 or 1.0 W/kg (1-g or 10-g respectively). Therefore, further SAR measurements within this exposure condition are not required.
2. Highest reported SAR is > 0.4 or 1.0 W/kg (1-g or 10-g respectively). Due to the highest reported SAR for this test position, other test positions in this exposure condition were evaluated until a SAR ≤ 0.8 or 2.0 W/kg (1-g or 10-g respectively) was reported.
3. Testing for a second channel was required because the reported SAR for this test position was > 0.8 or 2.0 W/kg (1-g or 10-g respectively).
4. Additional testing required in order satisfying FCC simultaneous transmission limit criteria.
5. For Head & Body exposure condition, MIMO SAR test were additionally evaluated for determining simultaneous transmission SAR test exclusion.

This report shall not be reproduced except in full, without the written approval of UL Korea, Ltd.

U-NII 3 Results

Phablet (Folder Closed)

Antenna	Frequency Band	Mode	RF Exposure Conditions	PWR Back-off	Dist. (mm)	Test Position	Ch #.	Freq. (MHz)	Area Scan Max. SAR (W/kg)	Duty Cycle (%)	Power (dBm)		1-g SAR (W/kg)		Note	Plot No.
											Tune-up limit	Meas.	Meas.	Scaled		
SISO (WiFi Ant.1)	5.8 GHz U-NII 3	802.11ac (VHT80)	Head	On	0	Left Touch	155	5775.0	0.364	99.7	11.0	10.6				
						Left Tilt	155	5775.0	0.371	99.7	11.0	10.6				
						Right Touch	155	5775.0	1.139	99.7	11.0	10.6	0.439	0.486		
						Rightt Tilt	155	5775.0	0.938	99.7	11.0	10.6	0.408	0.452	2	
		802.11a	Body-worn	Off	15	Rear	157	5785.0	0.045	99.2	18.0	17.8	0.013	0.014	4	
						Front	157	5785.0	0.337	99.2	18.0	17.8	0.142	0.151	1	103
		802.11a	Hotspot	Off	10	Rear	149	5745.0	0.042	99.2	18.0	17.6	0.025	0.028	4	
						Front	149	5745.0	0.645	99.2	18.0	17.6	0.256	0.286	1	104
						Edge 1	149	5745.0	0.528	99.2	18.0	17.6				
						Edge 4	149	5745.0	0.133	99.2	18.0	17.6				
SISO (WiFi Ant.2)	5.8 GHz U-NII 3	802.11ac (VHT80)	Head	On	0	Left Touch	155	5775.0	0.541	99.7	11.0	9.9	0.186	0.243	1	
						Left Tilt	155	5775.0	0.307	99.7	11.0	9.9				
						Right Touch	155	5775.0	0.255	99.7	11.0	9.9				
						Rightt Tilt	155	5775.0	0.171	99.7	11.0	9.9				
		802.11a	Body-worn	Off	15	Rear	165	5825.0	0.040	99.2	18.0	17.4	0.015	0.017	4	
						Front	165	5825.0	0.231	99.2	18.0	17.4	0.107	0.124	1	
		802.11a	Hotspot	Off	10	Rear	149	5745.0	0.047	99.2	18.0	17.0	0.016	0.021	4	
						Front	149	5745.0	0.427	99.2	18.0	17.0	0.196	0.251	1	
						Edge 1	149	5745.0	0.206	99.2	18.0	17.0				
						Edge 2	149	5745.0	0.154	99.2	18.0	17.0				
						Edge 4	149	5745.0	0.036	99.2	18.0	17.0				
MIMO (WiFi Ant.1)	5.8 GHz U-NII 3	802.11ac (VHT80)	Head	On	0	Left Touch	155	5775.0	0.506	99.7	11.0	10.7				
						Left Tilt	155	5775.0	0.460	99.7	11.0	10.7				
						Right Touch	155	5775.0	1.384	99.7	11.0	10.7	0.521	0.564		105
						Rightt Tilt	155	5775.0	1.257	99.7	11.0	10.7	0.495	0.536	2	
MIMO (WiFi Ant.2)	5.8 GHz U-NII 3	802.11ac (VHT80)	Head	On	0	Left Touch	155	5775.0	0.506	99.7	11.0	9.4				
						Left Tilt	155	5775.0	0.460	99.7	11.0	9.4				
						Right Touch	155	5775.0	1.384	99.7	11.0	9.4				
						Rightt Tilt	155	5775.0	1.257	99.7	11.0	9.4				

UMPC Mini-tablet (Folder Opened)

Antenna	Frequency Band	Mode	RF Exposure Conditions	PWR Back-off	Dist. (mm)	Test Position	Ch #.	Freq. (MHz)	Area Scan Max. SAR (W/kg)	Duty Cycle (%)	Power (dBm)		1-g SAR (W/kg)		Note	Plot No.
											Tune-up limit	Meas.	Meas.	Scaled		
SISO (WiFi Ant.1)	5.8GHz U-NII 3	802.11a	Body	Off	10	Rear	157	5785.0	0.612	99.2	18.0	17.8	0.257	0.274	1	106
						Front	157	5785.0	0.212	99.2	18.0	17.8	0.098	0.104	4	
						Edge 1	157	5785.0	0.414	99.2	18.0	17.8				
SISO (WiFi Ant.2)	5.8GHz U-NII 3	802.11a	Body	Off	10	Rear	165	5825.0	0.261	99.2	18.0	17.4	0.108	0.126	1	
						Front	165	5825.0	0.124	99.2	18.0	17.4	0.050	0.058	4	
						Edge 1	165	5825.0	0.119	99.2	18.0	17.4				
						Edge 4	165	5825.0	0.094	99.2	18.0	17.4				
MIMO (WiFi Ant.1)	5.8GHz U-NII 3	802.11a	Body	Off	10	Rear	157	5785.0	0.509	99.1	18.0	17.8	0.226	0.236	1	
						Front	157	5785.0	0.234	99.1	18.0	17.8	0.090	0.094	4	
						Edge 1	157	5785.0	0.435	99.1	18.0	17.8				
						Edge 4	157	5785.0	0.193	99.1	18.0	17.8				
MIMO (WiFi Ant.2)	5.8GHz U-NII 3	802.11a	Body	Off	10	Rear	157	5785.0	0.509	99.1	18.0	16.6	0.169	0.233		
						Front	157	5785.0	0.234	99.1	18.0	16.6	0.067	0.093		
						Edge 1	157	5785.0	0.435	99.1	18.0	16.6				
						Edge 4	157	5785.0	0.193	99.1	18.0	16.6				
Antenna	Frequency Band	Mode	RF Exposure Conditions	PWR Back-off	Dist. (mm)	Test Position	Ch #.	Freq. (MHz)	Area Scan Max. SAR (W/kg)	Duty Cycle (%)	Power (dBm)		10-g SAR (W/kg)		Note	Plot No.
											Tune-up limit	Meas.	Meas.	Scaled		
SISO (WiFi Ant.1)	5.8GHz U-NII 3	802.11a	Extremity 10-g	Off	0	Rear	157	5785.0	4.505	99.2	18.0	17.8	0.676	0.720	2	
						Front	157	5785.0	2.149	99.2	18.0	17.8				
						Edge 1	157	5785.0	4.807	99.2	18.0	17.8	1.070	1.140		107
SISO (WiFi Ant.2)	5.8GHz U-NII 3	802.11a	Extremity 10-g	Off	0	Rear	165	5825.0	1.659	99.2	18.0	17.4	0.192	0.223	1	
						Front	165	5825.0	1.225	99.2	18.0	17.4				
						Edge 1	165	5825.0	0.756	99.2	18.0	17.4				
						Edge 4	165	5825.0	1.457	99.2	18.0	17.4				

Note(s):

1. When the Highest reported SAR is ≤ 0.4 or 1.0 W/kg (1-g or 10-g respectively). Therefore, further SAR measurements within this exposure condition are not required.
2. Highest reported SAR is > 0.4 or 1.0 W/kg (1-g or 10-g respectively). Due to the highest reported SAR for this test position, other test positions in this exposure condition were evaluated until a SAR ≤ 0.8 or 2.0 W/kg (1-g or 10-g respectively) was reported.
3. Testing for a second channel was required because the reported SAR for this test position was > 0.8 or 2.0 W/kg (1-g or 10-g respectively).
4. Additional testing required in order satisfying FCC simultaneous transmission limit criteria.
5. For Head & Body exposure condition, MIMO SAR test were additionally evaluated for determining simultaneous transmission SAR test exclusion.

This report shall not be reproduced except in full, without the written approval of UL Korea, Ltd.

RSDB U-NII Bands for Extremity 10-g exposure condition of UMPC Mini-tablet (Folder Opened)

Frequency Band	Antenna	Mode	RF Exposure Conditions	PWR Back-off	Dist. (mm)	Test Position	Ch #.	Freq. (MHz)	Area Scan Max. SAR (W/kg)	Duty Cycle (%)	Power (dBm)		10-g SAR (W/kg)		Note	Plot No.
											Tune-up limit	Meas.	Meas.	Scaled		
5.3GHz U-NII 2A	SISO (WiFi Ant.1)	802.11ac (VHT80)	Extremity 10-g	Off	0	Rear	58	5290.0	0.700	99.7	14.0	13.2	0.106	0.127	4	
						Front	58	5290.0	0.489	99.7	14.0	13.2				
						Edge 1	58	5290.0	2.684	99.7	14.0	13.2	0.375	0.449	6	108
	SISO (WiFi Ant.2)	802.11ac (VHT80)	Extremity 10-g	Off	0	Rear	58	5290.0	0.569	99.7	14.0	13.0	0.070	0.088	6	
	MIMO (WiFi Ant.1)	802.11ac (VHT80)	Extremity 10-g	Off	0	Rear	58	5290.0	1.520	99.7	14.0	13.3	0.179	0.211		
						Front	58	5290.0	0.545	99.7	14.0	13.3	0.058	0.068	4	
						Edge 1	58	5290.0	2.669	99.7	14.0	13.3	0.370	0.436	1	
						Edge 4	58	5290.0	0.495	99.7	14.0	13.3				
	MIMO (WiFi Ant.2)	802.11ac (VHT80)	Extremity 10-g	Off	0	Rear	58	5290.0	1.520	99.7	14.0	13.0	0.180	0.228	4	
						Front	58	5290.0	0.545	99.7	14.0	13.0	0.055	0.070		
						Edge 1	58	5290.0	2.669	99.7	14.0	13.0				
						Edge 4	58	5290.0	0.495	99.7	14.0	13.0				
5.5GHz U-NII 2C	SISO (WiFi Ant.1)	802.11ac (VHT80)	Extremity 10-g	Off	0	Rear	122	5610.0	1.469	99.7	14.0	13.4	0.234	0.268	4	
						Front	122	5610.0	0.978	99.7	14.0	13.4				
						Edge 1	122	5610.0	1.586	99.7	14.0	13.4	0.349	0.399	6	109
	SISO (WiFi Ant.2)	802.11ac (VHT80)	Extremity 10-g	Off	0	Rear	106	5530.0	0.763	99.7	14.0	13.1	0.153	0.188	6	
	MIMO (WiFi Ant.1)	802.11ac (VHT80)	Extremity 10-g	Off	0	Rear	122	5610.0	1.362	99.7	14.0	13.6	0.183	0.204	4	
						Front	122	5610.0	1.234	99.7	14.0	13.6	0.111	0.124	4	
						Edge 1	122	5610.0	1.980	99.7	14.0	13.6	0.354	0.394	1	
						Edge 4	122	5610.0	0.585	99.7	14.0	13.6				
	MIMO (WiFi Ant.2)	802.11ac (VHT80)	Extremity 10-g	Off	0	Rear	122	5610.0	1.362	99.7	14.0	12.7				
						Front	122	5610.0	1.234	99.7	14.0	12.7				
						Edge 1	122	5610.0	1.980	99.7	14.0	12.7				
						Edge 4	122	5610.0	0.585	99.7	14.0	12.7				
5.8GHz U-NII 3	SISO (WiFi Ant.1)	802.11ac (VHT80)	Extremity 10-g	Off	0	Rear	155	5775.0	0.887	99.7	14.0	13.7	0.142	0.153	4	
						Edge 1	155	5775.0	1.746	99.7	14.0	13.7	0.444	0.478	6	
	SISO (WiFi Ant.2)	802.11ac (VHT80)	Extremity 10-g	Off	0	Rear	155	5775.0	0.434	99.7	14.0	12.4	0.047	0.068	6	
	MIMO (WiFi Ant.1)	802.11ac (VHT80)	Extremity 10-g	Off	0	Rear	155	5775.0	1.481	99.7	14.0	13.8	0.213	0.225	4	
						Front	155	5775.0	1.146	99.7	14.0	13.8	0.134	0.141	4	
						Edge 1	155	5775.0	2.101	99.7	14.0	13.8	0.456	0.481	1	110
						Edge 4	155	5775.0	0.551	99.7	14.0	13.8				
	MIMO (WiFi Ant.2)	802.11ac (VHT80)	Extremity 10-g	Off	0	Rear	155	5775.0	1.481	99.7	14.0	12.4				
						Front	155	5775.0	1.146	99.7	14.0	12.4				
						Edge 1	155	5775.0	2.101	99.7	14.0	12.4				
						Edge 4	155	5775.0	0.551	99.7	14.0	12.4				

Note(s):

1. When the Highest reported SAR is ≤ 0.4 or 1.0 W/kg (1-g or 10-g respectively). Therefore, further SAR measurements within this exposure condition are not required.
2. Highest reported SAR is > 0.4 or 1.0 W/kg (1-g or 10-g respectively). Due to the highest reported SAR for this test position, other test positions in this exposure condition were evaluated until a SAR ≤ 0.8 or 2.0 W/kg (1-g or 10-g respectively) was reported.
3. Testing for a second channel was required because the reported SAR for this test position was > 0.8 or 2.0 W/kg (1-g or 10-g respectively).
4. Additional testing required in order satisfying FCC simultaneous transmission limit criteria.
5. For Extremity 10-g exposure condition, RSDB UNII SAR (SISO/MIMO) test were additionally evaluated for determining simultaneous transmission SAR test exclusion.
6. For RSDB SISO SAR test, each RSDB SISO SAR test evaluated at worst test position of each Normal WLAN SISO SAR. Then, If RSDB SISO SAR is higher than RSDB MIMO SAR, additional test considered for other test positions.

This report shall not be reproduced except in full, without the written approval of UL Korea, Ltd.

10.16 Bluetooth

Phablet (Folder Closed)

Antenna	Frequency Band	Mode	RF Exposure Conditions	PWR Back-off	Dist. (mm)	Test Position	Ch #.	Freq. (MHz)	Duty Cycle (%)	Power (dBm)		1-g SAR (W/kg)		Plot No.
										Tune-up limit	Meas.	Meas.	Scaled	
BT Ant.1	2.4 GHz	GFSK	Head	On	0	Left Touch	39	2441.0	76.8	14.0	13.7	0.181	0.253	
						Left Tilt	39	2441.0	76.8	14.0	13.7	0.229	0.320	
						Right Touch	39	2441.0	76.8	14.0	13.7	0.244	0.341	
						Right Tilt	39	2441.0	76.8	14.0	13.7	0.249	0.348	111
		GFSK	Body-worn	Off	15	Rear	39	2441.0	76.8	19.0	18.8	0.014	0.020	
						Front	39	2441.0	76.8	19.0	18.8	0.047	0.064	112
		GFSK	Hotspot	Off	10	Rear	39	2441.0	76.8	19.0	18.8	0.020	0.026	
						Front	39	2441.0	76.8	19.0	18.8	0.078	0.106	
						Edge 1	39	2441.0	76.8	19.0	18.8	0.131	0.178	113
						Edge 4	39	2441.0	76.8	19.0	18.8	0.022	0.029	
BT Ant.2	2.4 GHz	GFSK	Head	On	0	Left Touch	39	2441.0	76.8	14.0	13.3	0.123	0.188	
						Left Tilt	39	2441.0	76.8	14.0	13.3	0.123	0.188	
						Right Touch	39	2441.0	76.8	14.0	13.3	0.089	0.136	
						Right Tilt	39	2441.0	76.8	14.0	13.3	0.078	0.120	
		GFSK	Body-worn	Off	15	Rear	0	2402.0	76.8	19.0	18.4	0.010	0.015	
						Front	0	2402.0	76.8	19.0	18.4	0.042	0.062	
		GFSK	Hotspot	Off	10	Rear	0	2402.0	76.8	19.0	18.4	0.014	0.021	
						Front	0	2402.0	76.8	19.0	18.4	0.055	0.082	
						Edge 1	0	2402.0	76.8	19.0	18.4	0.092	0.136	
						Edge 2	0	2402.0	76.8	19.0	18.4	0.010	0.015	
						Edge 4	0	2402.0	76.8	19.0	18.4	0.016	0.023	

UMPC Mini-tablet (Folder Opened)

Antenna	Frequency Band	Mode	RF Exposure Conditions	PWR Back-off	Dist. (mm)	Test Position	Ch #.	Freq. (MHz)	Duty Cycle (%)	Power (dBm)		1-g SAR (W/kg)		Plot No.
										Tune-up limit	Meas.	Meas.	Scaled	
BT Ant.1	2.4 GHz	GFSK	Body	Off	10	Rear	39	2441.0	76.8	19.0	18.8	0.152	0.206	
						Front	39	2441.0	76.8	19.0	18.8	0.109	0.148	
						Edge 1	39	2441.0	76.8	19.0	18.8	0.310	0.421	114
BT Ant.2	2.4 GHz	GFSK	Body	Off	10	Rear	0	2402.0	76.8	19.0	18.4	0.109	0.162	
						Front	0	2402.0	76.8	19.0	18.4	0.074	0.109	
						Edge 1	0	2402.0	76.8	19.0	18.4	0.081	0.120	
						Edge 4	0	2402.0	76.8	19.0	18.4	0.186	0.276	
Antenna	Frequency Band	Mode	RF Exposure Conditions	PWR Back-off	Dist. (mm)	Test Position	Ch #.	Freq. (MHz)	Duty Cycle (%)	Power (dBm)		10-g SAR (W/kg)		Plot No.
										Tune-up limit	Meas.	Meas.	Scaled	
BT Ant.1	2.4 GHz	GFSK	Extremity 10-g	Off	0	Rear	39	2441.0	76.8	19.0	18.8	0.515	0.700	
						Front	39	2441.0	76.8	19.0	18.8	0.442	0.600	
						Edge 1	39	2441.0	76.8	19.0	18.8	0.674	0.916	
BT Ant.2	2.4 GHz	GFSK	Extremity 10-g	Off	0	Rear	0	2402.0	76.8	19.0	18.4	0.216	0.320	
						Front	0	2402.0	76.8	19.0	18.4	0.262	0.389	
						Edge 1	0	2402.0	76.8	19.0	18.4	0.303	0.449	
						Edge 4	0	2402.0	76.8	19.0	18.4	0.653	0.969	115

This report shall not be reproduced except in full, without the written approval of UL Korea, Ltd.

11. SAR Measurement Variability

In accordance with published RF Exposure KDB 865664 D01 SAR measurement 100 MHz to 6 GHz. These additional measurements are repeated after the completion of all measurements requiring the same head or body tissue-equivalent medium in a frequency band. The test device should be returned to ambient conditions (normal room temperature) with the battery fully charged before it is re-mounted on the device holder for the repeated measurement(s) to minimize any unexpected variations in the repeated results.

1) Repeated measurement is not required when the original highest measured SAR is <0.8 or 2 W/kg (1-g or 10-g respectively); steps 2) through 4) do not apply.
2) When the original highest measured SAR is ≥ 0.8 or 2 W/kg (1-g or 10-g respectively), repeat that measurement once.
3) Perform a second repeated measurement only if the ratio of largest to smallest SAR for the original and first repeated measurements is > 1.20 or when the original or repeated measurement is ≥ 1.45 or 3.6 W/kg (~ 10% from the 1-g or 10-g respective SAR limit).
4) Perform a third repeated measurement only if the original, first, or second repeated measurement is ≥ 1.5 or 3.75 W/kg (1-g or 10-g respectively) and the ratio of largest to smallest SAR for the original, first and second repeated measurements is > 1.20.

Phablet (Folder Closed)

Peak spatial-average (1g of tissue)

Frequency Band (MHz)	Air Interface	RF Exposure Conditions	Test Position	Repeated SAR (Yes/No)	Highest Measured SAR (W/kg)	Repeated Measured SAR (W/kg)	Largest to Smallest SAR Ratio
700	LTE Band 12	Hotspot	Edge 2	No	0.297	N/A	N/A
	LTE Band 13	Hotspot	Edge 2	No	0.390	N/A	N/A
835	GSM 850	Hotspot	Rear	No	0.581	N/A	N/A
	WCDMA Band V	Hotspot	Rear	No	0.540	N/A	N/A
	LTE Band 5	Hotspot	Rear	No	0.485	N/A	N/A
	LTE Band 26	Hotspot	Rear	No	0.404	N/A	N/A
1750	WCDMA Band IV	Hotspot	Edge 3	No	0.651	N/A	N/A
	LTE Band 66	Body	Rear	Yes	0.830	0.829	1.00
1900	GSM 1900	Hotspot	Edge 3	No	0.541	N/A	N/A
	WCDMA Band II	Hotspot	Edge 3	No	0.651	N/A	N/A
	LTE Band 2	Hotspot	Edge 3	No	0.583	N/A	N/A
	LTE Band 25	Hotspot	Edge 3	No	0.675	N/A	N/A
2400	Wi-Fi 802.11b/g/n	Head	Left Tilt	No	0.564	N/A	N/A
	Bluetooth	Head	Right Tilt	No	0.249	N/A	N/A
2600	LTE Band 41	Hotspot	Edge 3	No	0.472	N/A	N/A
5250	Wi-Fi 802.11a/n	Head	Right Touch	No	0.538	N/A	N/A
5500	Wi-Fi 802.11a/n	Head	Right Touch	No	0.459	N/A	N/A
5800	Wi-Fi 802.11a/n	Head	Right Touch	No	0.521	N/A	N/A

Peak spatial-average (10g of tissue)

Frequency Band (MHz)	Air Interface	RF Exposure Conditions	Test Position	Repeated SAR (Yes/No)	Highest Measured SAR (W/kg)	Repeated Measured SAR (W/kg)	Largest to Smallest SAR Ratio
1750	WCDMA Band IV	Product specific 10g	Edge 3	No	1.600	N/A	N/A
	LTE Band 66	Product specific 10g	Edge 3	No	1.950	N/A	N/A
1900	GSM 1900	Product specific 10g	Edge 3	No	1.420	N/A	N/A
	WCDMA Band II	Product specific 10g	Edge 3	No	1.770	N/A	N/A
	LTE Band 2	Product specific 10g	Edge 3	No	1.670	N/A	N/A
	LTE Band 25	Product specific 10g	Edge 3	No	1.740	N/A	N/A
2600	LTE Band 41	Product specific 10g	Edge 3	No	0.999	N/A	N/A
5250	Wi-Fi 802.11a/n	Product specific 10g	Edge 1	No	1.200	N/A	N/A
5500	Wi-Fi 802.11a/n	Product specific 10g	Edge 1	No	1.120	N/A	N/A

Note(s):

Second Repeated Measurement is not required since the ratio of the largest to smallest SAR for the original and first repeated measurement is not > 1.20.

This report shall not be reproduced except in full, without the written approval of UL Korea, Ltd.

UMPC Mini-tablet (Folder Opened)

Peak spatial-average (1g of tissue)

Frequency Band (MHz)	Air Interface	RF Exposure Conditions	Test Position	Repeated SAR (Yes/No)	Highest Measured SAR (W/kg)	Repeated Measured SAR (W/kg)	Largest to Smallest SAR Ratio
700	LTE Band 12	Body	Rear	No	0.543	N/A	N/A
	LTE Band 13	Body	Rear	No	0.517	N/A	N/A
835	GSM 850	Body	Rear	No	0.708	N/A	N/A
	WCDMA Band V	Body	Rear	No	0.594	N/A	N/A
	LTE Band 5	Body	Rear	No	0.590	N/A	N/A
	LTE Band 26	Body	Rear	No	0.506	N/A	N/A
1750	WCDMA Band IV	Body	Rear	Yes	0.884	0.837	1.06
	LTE Band 66	Body	Edge 3	No	0.677	N/A	N/A
1900	GSM 1900	Body	Edge 3	No	0.496	N/A	N/A
	WCDMA Band II	Body	Edge 3	No	0.772	N/A	N/A
	LTE Band 2	Body	Edge 2	No	0.750	N/A	N/A
	LTE Band 25	Body	Edge 2	No	0.570	N/A	N/A
2400	Wi-Fi 802.11b/g/n	Body	Edge 1	No	0.463	N/A	N/A
	Bluetooth	Body	Edge 1	No	0.310	N/A	N/A
2600	LTE Band 41	Body	Rear	Yes	1.250	1.230	1.02
5250	Wi-Fi 802.11a/n	Body	Rear	No	0.197	N/A	N/A
5500	Wi-Fi 802.11a/n	Body	Rear	No	0.225	N/A	N/A
5800	Wi-Fi 802.11a/n	Body	Rear	No	0.257	N/A	N/A

Peak spatial-average (10g of tissue)

Frequency Band (MHz)	Air Interface	RF Exposure Conditions	Test Position	Repeated SAR (Yes/No)	Highest Measured SAR (W/kg)	Repeated Measured SAR (W/kg)	Largest to Smallest SAR Ratio
700	LTE Band 12	Extremity (Hand/Wrist/Ankle)	Edge 2	No	1.180	N/A	N/A
	LTE Band 13	Extremity (Hand/Wrist/Ankle)	Edge 2	No	1.120	N/A	N/A
835	GSM 850	Extremity (Hand/Wrist/Ankle)	Edge 2	No	1.360	N/A	N/A
	WCDMA Band V	Extremity (Hand/Wrist/Ankle)	Edge 2	No	1.530	N/A	N/A
	LTE Band 5	Extremity (Hand/Wrist/Ankle)	Edge 2	No	1.400	N/A	N/A
	LTE Band 26	Extremity (Hand/Wrist/Ankle)	Edge 2	No	1.320	N/A	N/A
1750	WCDMA Band IV	Extremity (Hand/Wrist/Ankle)	Edge 3	No	1.910	N/A	N/A
	LTE Band 66	Extremity (Hand/Wrist/Ankle)	Edge 3	Yes	2.200	2.160	1.02
1900	GSM 1900	Extremity (Hand/Wrist/Ankle)	Edge 3	No	1.700	N/A	N/A
	WCDMA Band II	Extremity (Hand/Wrist/Ankle)	Edge 3	No	1.580	N/A	N/A
	LTE Band 2	Extremity (Hand/Wrist/Ankle)	Edge 3	No	1.540	N/A	N/A
	LTE Band 25	Extremity (Hand/Wrist/Ankle)	Edge 3	No	1.500	N/A	N/A
2400	Wi-Fi 802.11b/g/n	Extremity (Hand/Wrist/Ankle)	Edge 4	No	1.480	N/A	N/A
	Bluetooth	Extremity (Hand/Wrist/Ankle)	Edge 1	No	0.674	N/A	N/A
2600	LTE Band 41	Extremity (Hand/Wrist/Ankle)	Edge 3	No	0.584	N/A	N/A
5250	Wi-Fi 802.11a/n	Extremity (Hand/Wrist/Ankle)	Edge 1	No	1.040	N/A	N/A
5500	Wi-Fi 802.11a/n	Extremity (Hand/Wrist/Ankle)	Edge 1	No	0.879	N/A	N/A
5800	Wi-Fi 802.11a/n	Extremity (Hand/Wrist/Ankle)	Edge 1	No	1.070	N/A	N/A

Note(s):

Second Repeated Measurement is not required since the ratio of the largest to smallest SAR for the original and first repeated measurement is not > 1.20.

This report shall not be reproduced except in full, without the written approval of UL Korea, Ltd.

12. Simultaneous Transmission SAR Analysis

Simultaneous Transmission Condition

RF Exposure Condition	Item	Capable Transmit Configurations						
Phablet (Folder Closed) Head & Body-worn & Phablet-10g **UMPC Mini-tablet (Folder Opened)** Body & Extremity-10g	1	GSM(Voice/GPRS)	+	DTS Ant.1	or/and	DTS Ant.2		
	2	GSM(Voice/GPRS)	+	UNII Ant.1	or/and	UNII Ant.2		
	3	GSM(Voice/GPRS)	+	BT Ant.1	or	BT Ant.2		
	4	GSM(Voice/GPRS)	+	DTS Ant.2	+	BT Ant.1		
	5	GSM(Voice/GPRS)	+	UNII Ant.1	+	BT Ant.1	or	BT Ant.2
	6	GSM(Voice/GPRS)	+	UNII_Ant.2	+	BT Ant.1	or	BT Ant.2
	7	GSM(Voice/GPRS)	+	UNII MIMO	+	BT Ant.1	or	BT Ant.2
	8	GSM(Voice/GPRS)	+	**RSDB scenarios (1 - 9)**				
	9	GSM(Voice/GPRS)	+	**RSDB scenarios (1, 4, 6)**	+	BT Ant.1		
	10	WCDMA or LTE	+	DTS Ant.1	or/and	DTS Ant.2		
	11	WCDMA or LTE	+	UNII Ant.1	or/and	UNII Ant.2		
	12	WCDMA or LTE	+	BT Ant.1	or	BT Ant.2		
	13	WCDMA or LTE	+	DTS Ant.2	+	BT Ant.1		
	14	WCDMA or LTE	+	UNII Ant.1	+	BT Ant.1	or	BT Ant.2
	15	WCDMA or LTE	+	UNII_Ant.2	+	BT Ant.1	or	BT Ant.2
	16	WCDMA or LTE	+	UNII MIMO	+	BT Ant.1	or	BT Ant.2
	17	WCDMA or LTE	+	**RSDB scenarios (1 - 9)**				
	18	WCDMA or LTE	+	**RSDB scenarios (1, 4, 6)**	+	BT Ant.1		
Phablet (Folder Closed) Hotspot	19	GSM(Voice/GPRS)	+	DTS Ant.1	or/and	DTS Ant.2		
	20	GSM(Voice/GPRS)	+	UNII Ant.1	or/and	UNII Ant.2		
	21	GSM(Voice/GPRS)	+	BT Ant.1	or	BT Ant.2		
	22	GSM(Voice/GPRS)	+	DTS Ant.2	+	BT Ant.1		
	23	GSM(Voice/GPRS)	+	UNII Ant.1	+	BT Ant.1	or	BT Ant.2
	24	GSM(Voice/GPRS)	+	UNII_Ant.2	+	BT Ant.1	or	BT Ant.2
	25	GSM(Voice/GPRS)	+	UNII MIMO	+	BT Ant.1	or	BT Ant.2
	26	GSM(Voice/GPRS)	+	**RSDB scenarios (1 - 9)**				
	27	GSM(Voice/GPRS)	+	**RSDB scenarios (1, 4, 6)**	+	BT Ant.1		
	28	WCDMA or LTE	+	DTS Ant.1	or/and	DTS Ant.2		
	29	WCDMA or LTE	+	UNII Ant.1	or/and	UNII Ant.2		
	30	WCDMA or LTE	+	BT Ant.1	or	BT Ant.2		
	31	WCDMA or LTE	+	DTS Ant.2	+	BT Ant.1		
	32	WCDMA or LTE	+	UNII Ant.1	+	BT Ant.1	or	BT Ant.2
	33	WCDMA or LTE	+	UNII_Ant.2	+	BT Ant.1	or	BT Ant.2
	34	WCDMA or LTE	+	UNII MIMO	+	BT Ant.1	or	BT Ant.2
	35	WCDMA or LTE	+	**RSDB scenarios (1 - 9)**				
	36	WCDMA or LTE	+	**RSDB scenarios (1, 4, 6)**	+	BT Ant.1		

Notes:

1. DTS supports Wi-Fi Direct, Hotspot and VoIP.
2. U-NII supports Wi-Fi Direct, Hotspot and VoIP.
3. GPRS, W-CDMA, LTE supports Hotspot and VoIP.
4. U-NII Radio can transmit simultaneously with Bluetooth Radio.
5. DTS Ant.2 Radio can transmit simultaneously with Bluetooth Ant.1 Radio.
6. DTS Radio can only transmit simultaneously with U-NII Radio in RSDB scenarios (1 - 9).
7. UNII & DTS Radio can operating both SISO and MIMO modes.
8. BT Radio can operating Only SISO mode.
9. Bluetooth Ant.1 Radio can transmit simultaneously with certain RSDB scenarios (1, 4, 6)
10. BT tethering is consider about each RF exposure conditions

RSDB scenarios

Mode	Scenario	# of TX	5GHz		2.4GHz	
			Ant1	Ant2	Ant1	Ant2
2.4GHz + 5GHz RSDB Only	1	2	On			On
	2	2		On	On	
	3	2	On		On	
	4	2		On		On
2.4GHz + 5GHz RSDB & MIMO	5	3	On	On	On	
	6	3	On	On		On
	7	3	On		On	On
	8	3		On	On	On
2.4GHz + 5GHz RSDB MIMO	9	4	On	On	On	On

This report shall not be reproduced except in full, without the written approval of UL Korea, Ltd.

Simultaneous transmission SAR test exclusion considerations

KDB 447498 D01 General RF Exposure Guidance provides two procedures for determining simultaneous transmission SAR test exclusion: Sum of SAR and SAR to Peak Location Ratio (SPLSR)

Sum of SAR

To qualify for simultaneous transmission SAR test exclusion based upon Sum of SAR the sum of the reported standalone SARs for all simultaneously transmitting antennas shall be below the applicable standalone SAR limit. If the sum of the SARs is above the applicable limit then simultaneous transmission SAR test exclusion may still apply if the requirements of the SAR to Peak Location Ratio (SPLSR) evaluation are met.

SAR to Peak Location Ratio (SPLSR)

KDB 447498 D01 General RF Exposure Guidance explains how to calculate the SAR to Peak Location Ratio (SPLSR) between pairs of simultaneously transmitting antennas:

$$SPLSR = (SAR_1 + SAR_2)^{1.5} / Ri$$

Where:

SAR_1 is the highest reported or estimated SAR for the first of a pair of simultaneous transmitting antennas, in a specific test operating mode and exposure condition

SAR_2 is the highest reported or estimated SAR for the second of a pair of simultaneous transmitting antennas, in the same test operating mode and exposure condition as the first

Ri is the separation distance between the pair of simultaneous transmitting antennas. When the SAR is measured, for both antennas in the pair, it is determined by the actual x, y and z coordinates in the 1-g SAR for each SAR peak location, based on the extrapolated and interpolated result in the zoom scan measurement, using the formula of

$$[(x_1-x_2)^2 + (y_1-y_2)^2 + (z_1-z_2)^2]$$

In order for a pair of simultaneous transmitting antennas with the sum of 1-g SAR > 1.6 W/kg to qualify for exemption from Simultaneous Transmission SAR measurements, it has to satisfy the condition of:

$$(SAR_1 + SAR_2)^{1.5} / Ri \leq 0.04$$

When an individual antenna transmits at on two bands simultaneously, the sum of the highest *reported* SAR for the frequency bands should be used to determine SAR_1.or SAR_2. When SPLSR is necessary, the smallest distance between the peak SAR locations for the antenna pair with respect to the peaks from each antenna should be used.

The antennas in all antenna pairs that do not qualify for simultaneous transmission SAR test exclusion must be tested for SAR compliance, according to the enlarged zoom scan and volume scan post-processing procedures in KDB Publication 865664 D01

The antennas for the unlicensed transmitters are closely situated. As a result, the associated SAR hotspots are also closely situated. Some of the sum of SAR calculations yielded results over 1.6 W/kg. The SPSLR calculations for these situations were performed by treating the unlicensed SAR values as a single transmitter. The most conservative distance between all the unlicensed hotspots to the licensed hotspot was used for the value of *d* in the SPSLR calculation.

This report shall not be reproduced except in full, without the written approval of UL Korea, Ltd.

Simultaneous transmission SAR measurement

When simultaneous transmission SAR measurements are required in different frequency bands not covered by a single probe calibration point then separate tests for each frequency band are performed. The tests are performed using enlarged zoom scans which are processed, by means of superposition, using the DASY5 volume scan postprocessing procedures to determine the 1-g SAR for the aggregate SAR distribution.

The spatial resolution used for all enlarged zoom scans is the same as used for the most stringent zoom scans. I.E. the scan parameters required for the highest frequency assessed are used for all enlarged zoom scans. The scans cover the complete area of the device to ensure all transmitting antennas and radiating structures are assessed.

DASY5 provides the ability to perform Multiband Evaluations according to the latest standards using the Volume Scan job as well as appropriate routines for the Post-processing.

In order to extract and process measurements within different frequency bands, the SEMCAD X Post-processor performs the combination and subsequent superposition of these measurement data via DASY5= Combined MultiBand Averaged SAR.

Combined Multi Band Averaged SAR allows - in addition to the data extraction - an evaluation of the 1 g, 10 g and/or arbitrary averaged mass SAR.
Power Scaling Factor is used to allow the volume scans to be scaled by a value other than "1", this is important when the results need to be scaled to different maximum power levels. The Power Scaling Factor is applied to each individual point of the scan. When power scaling is used in multi-band combinations the scaling factor is applied to each individual point of the first scan, the second factor is then applied to each individual point of the second scan and so on. The scans are then combined.

This report shall not be reproduced except in full, without the written approval of UL Korea, Ltd.

12.1 Sum of the SAR for GSM 850 & Wi-Fi & BT

Phablet (Folder Closed)

Normal Wi-Fi scenarios

RF Exposure	Test Position	Standalone SAR (W/kg)									Sum of SAR (W/kg)														
		1	2	3	4	5	6	7	8	9															
		WWAN	DTS Ant.1	DTS Ant.2	DTS MIMO	UNII Ant.1	UNII Ant.2	UNII MIMO	BT Ant.1	BT Ant.2	1+2	1+3	A:1+4 B/C:1+2+3	1+5	1+6	A:1+7 B/C/D:1+5+6	1+8	1+9	1+5+8	1+6+8	A:1+7+8 B/C:1+5+6+8	1+5+9	1+6+9	A:1+7+9 B/C:1+5+6+9	1+3+8
A. Head (1-g SAR)	Left Touch	0.270	0.321	0.259	0.656	0.486	0.339	0.596	0.253	0.188	0.591	0.529	0.926	0.756	0.609	0.866	0.523	0.458	1.009	0.862	1.119	0.944	0.797	1.054	0.782
	Left Tilt	0.126	0.321	0.259	0.656	0.486	0.339	0.596	0.320	0.188	0.447	0.385	0.782	0.612	0.465	0.722	0.446	0.314	0.932	0.785	1.042	0.800	0.653	0.910	0.705
	Right Touch	0.330	0.321	0.259	0.431	0.486	0.339	0.596	0.341	0.136	0.651	0.589	0.761	0.816	0.669	0.926	0.671	0.466	1.157	1.010	1.267	0.952	0.805	1.062	0.930
	Right Tilt	0.151	0.321	0.259	0.513	0.452	0.339	0.548	0.348	0.120	0.472	0.410	0.664	0.603	0.490	0.699	0.499	0.271	0.951	0.838	1.047	0.723	0.610	0.819	0.758
B. Body-worn (1-g SAR)	Rear	0.342	0.026	0.034		0.014	0.017		0.020	0.015	0.368	0.376	0.402	0.356	0.359	0.373	0.362	0.357	0.376	0.379	0.393	0.371	0.374	0.388	0.396
	Front	0.198	0.113	0.081		0.151	0.230		0.064	0.062	0.311	0.279	0.392	0.349	0.428	0.579	0.262	0.260	0.413	0.492	0.643	0.411	0.490	0.641	0.343
C. Hotspot (1-g SAR)	Rear	0.710	0.041	0.052		0.028	0.021		0.026	0.021	0.751	0.762	0.803	0.738	0.731	0.759	0.736	0.731	0.764	0.757	0.785	0.759	0.752	0.780	0.788
	Front	0.202	0.398	0.209		0.286	0.251		0.106	0.082	0.600	0.411	0.809	0.488	0.453	0.739	0.308	0.284	0.594	0.559	0.845	0.570	0.535	0.821	0.517
	Edge 1		0.398	0.209		0.286	0.251		0.178	0.136															
	Edge 2	0.498		0.209			0.251			0.015	0.498	0.707	0.707	0.498	0.749	0.749	0.498	0.513	0.498	0.749	0.749	0.513	0.764	0.764	0.707
	Edge 3	0.293																							
	Edge 4	0.087	0.398	0.209		0.286	0.251		0.029	0.023	0.485	0.296	0.694	0.373	0.338	0.624	0.116	0.110	0.402	0.367	0.653	0.396	0.361	0.647	0.325

RSDB Wi-Fi scenarios

RF Exposure	Test Position	Standalone SAR (W/kg)								Sum of SAR (W/kg)											
		1	2	3	4	5	6	7	8												
		WWAN	DTS Ant.1	DTS Ant.2	DTS MIMO	UNII Ant.1	UNII Ant.2	UNII MIMO	BT Ant.1	1+2+5	1+2+6	1+3+5	1+3+6	A:1+4+5 B/C:1+2+3+5	A:1+4+6 B/C:1+2+3+6	A:1+2+7 B/C:1+2+5+6	A:1+3+7 B/C:1+3+5+6	A:1+4+7 B/C:1+2+3+5+6	1+3+5+8	1+3+6+8	A:1+3+7+8 B/C:1+3+5+6+8
A. Head (1-g SAR)	Left Touch	0.270	0.321	0.259	0.656	0.486	0.339	0.596	0.253	1.077	0.930	1.015	0.868	1.412	1.265	1.187	1.125	1.522	1.268	1.121	1.378
	Left Tilt	0.126	0.321	0.259	0.656	0.486	0.339	0.596	0.320	0.933	0.786	0.871	0.724	1.268	1.121	1.043	0.981	1.378	1.191	1.044	1.301
	Right Touch	0.330	0.321	0.259	0.431	0.486	0.339	0.596	0.341	1.137	0.990	1.075	0.928	1.247	1.100	1.247	1.185	1.357	1.416	1.269	1.526
	Right Tilt	0.151	0.321	0.259	0.513	0.452	0.339	0.548	0.348	0.924	0.811	0.862	0.749	1.116	1.003	1.020	0.958	1.212	1.210	1.097	1.306
B. Body-worn (1-g SAR)	Rear	0.342	0.026	0.034		0.014	0.017		0.020	0.382	0.385	0.390	0.393	0.416	0.419	0.399	0.407	0.433	0.410	0.413	0.427
	Front	0.198	0.113	0.081		0.151	0.230		0.064	0.462	0.541	0.430	0.509	0.543	0.622	0.692	0.660	0.773	0.494	0.573	0.724
C. Hotspot (1-g SAR)	Rear	0.710	0.041	0.052		0.028	0.021		0.026	0.779	0.772	0.790	0.783	0.831	0.824	0.800	0.811	0.852	0.816	0.809	0.837
	Front	0.202	0.398	0.209		0.286	0.251		0.106	0.886	0.851	0.697	0.662	1.095	1.060	1.137	0.948	1.346	0.803	0.768	1.054
	Edge 1		0.398	0.209		0.286	0.251		0.178												
	Edge 2	0.498		0.209			0.251			0.498	0.749	0.707	0.958	0.707	0.958	0.749	0.958	0.958	0.707	0.958	0.958
	Edge 3	0.293																			
	Edge 4	0.087	0.398	0.209		0.286	0.251		0.029	0.771	0.736	0.582	0.547	0.980	0.945	1.022	0.833	1.231	0.611	0.576	0.862

Note(s):

1. Blue values are reference from highest SAR value of *initial test position* procedure in each RF exposure of each bands.
2. For UNII & DTS, MIMO SAR test were additionally evaluated at Head exposure conditions for determining simultaneous transmission SAR test exclusion.

This report shall not be reproduced except in full, without the written approval of UL Korea, Ltd.

SUM of the SAR for GSM 850 & Wi-Fi & BT (Continued)

UMPC Mini-tablet (Folder Opened)

Normal Wi-Fi scenarios

RF Exposure	Test Position	Standalone SAR (W/kg)									Sum of SAR (W/kg)														
		1	2	3	4	5	6	7	8	9	1 + 2	1 + 3	1 + 4	1 + 5	1 + 6	E : 1 + 7 F : 1 + 5 + 6	1 + 8	1 + 9	1 + 5 + 8	1 + 6 + 8	E : 1 + 7 + 8 F : 1 + 5 + 6 + 8	1 + 5 + 9	1 + 6 + 9	E : 1 + 7 + 9 F : 1 + 5 + 6 + 9	1 + 3 + 8
		WWAN	DTS Ant.1	DTS Ant.2	DTS MIMO	UNII Ant.1	UNII Ant.2	UNII MIMO	BT Ant.1	BT Ant.2															
E. UMPC-Body (1-g SAR)	Rear	0.865	0.320	0.256	0.498	0.274	0.150	0.236	0.206	0.162	1.185	1.121	1.363	1.139	1.015	1.101	1.071	1.027	1.345	1.221	1.307	1.301	1.177	1.263	1.327
	Front	0.621	0.161	0.190	0.405	0.104	0.058	0.107	0.148	0.109	0.782	0.811	1.026	0.725	0.679	0.728	0.769	0.730	0.873	0.827	0.876	0.834	0.788	0.837	0.959
	Edge 1		0.505	0.357	0.498	0.274	0.150	0.236	0.421	0.120															
	Edge 2	0.374																							
	Edge 3	0.293																							
	Edge 4			0.357	0.492		0.150	0.236		0.276															
F. UMPC-Extremity (10-g SAR)	Rear	1.576	0.947	0.881	1.204	0.720	0.413		0.700	0.320	2.523	2.457	2.780	2.296	1.989	2.709	2.276	1.896	2.996	2.689	3.409	2.616	2.309	3.029	3.157
	Front	1.600	0.804	0.447	0.795	1.147	0.413		0.600	0.389	2.404	2.047	2.395	2.747	2.013	3.160	2.200	1.989	3.347	2.613	3.760	3.136	2.402	3.549	2.647
	Edge 1		1.065	1.675	1.181	1.147	0.413		0.916	0.449															
	Edge 2	1.661																							
	Edge 3	1.006																							
	Edge 4			1.675	1.652		0.413			0.969															

RSDB Wi-Fi scenarios

RF Exposure	Test Position	Standalone SAR (W/kg)								Sum of SAR (W/kg)											
		1	2	3	4	5	6	7	8	1 + 2 + 5	1 + 2 + 6	1 + 3 + 5	1 + 3 + 6	1 + 4 + 5	1 + 4 + 6	1 + 2 + 7	1 + 3 + 7	1 + 4 + 7	1 + 3 + 5 + 8	1 + 3 + 6 + 8	1 + 3 + 7 + 8
		WWAN	DTS Ant.1	DTS Ant.2	DTS MIMO	UNII Ant.1	UNII Ant.2	UNII MIMO	BT Ant.1												
E. UMPC-Body (1-g SAR)	Rear	0.865	0.320	0.256	0.498	0.274	0.150	0.236	0.206	1.459	1.335	1.395	1.271	1.637	1.513	1.421	1.357	1.599	1.601	1.477	1.563
	Front	0.621	0.161	0.190	0.405	0.104	0.058	0.107	0.148	0.886	0.840	0.915	0.869	1.130	1.084	0.889	0.918	1.133	1.063	1.017	1.066
	Edge 1		0.505	0.357	0.498	0.274	0.150	0.236	0.421												
	Edge 2	0.374																			
	Edge 3	0.293																			
	Edge 4			0.357	0.492		0.150	0.236													
F. UMPC-Extremity (10-g SAR)	Rear	1.576	0.947	0.881	1.204	0.268	0.188	0.228	0.700	2.791	2.711	2.725	2.645	3.048	2.968	2.751	2.685	3.008	3.425	3.345	3.385
	Front	1.600	0.804	0.447	0.795	0.478	0.188	0.141	0.600	2.882	2.592	2.525	2.235	2.873	2.583	2.545	2.188	2.536	3.125	2.835	2.788
	Edge 1		1.065	1.675	1.181	0.478	0.188	0.481	0.916												
	Edge 2	1.661																			
	Edge 3	1.006																			
	Edge 4			1.675	1.652		0.188	0.481													

Note(s):

1. Blue values are reference from highest SAR value of *initial test position* procedure in each RF exposure of each bands.
2. For UNII & DTS, MIMO SAR test were additionally evaluated at Extremity exposure conditions for determining simultaneous transmission SAR test exclusion.
3. For Simultaneous transmission scenarios (Sum of SAR) exceeding FCC limit, SPLSR calculation was applied. Please refer to Section 12.14.

This report shall not be reproduced except in full, without the written approval of UL Korea, Ltd.

12.2 Sum of the SAR for GSM 1900 & Wi-Fi & BT

Phablet (Folder Closed)

Normal Wi-Fi scenarios

RF Exposure	Test Position	Standalone SAR (W/kg)									Sum of SAR (W/kg)														
		1	2	3	4	5	6	7	8	9	1+2	1+3	A : 1+4 B/C : 1+2+3	1+5	1+6	A : 1+7 B/C/D : 1+5+6	1+8	1+9	1+5+8	1+6+8	A: 1+7+8 B/C :1+5+6+8	1+5+9	1+6+9	A : 1+7+9 B/C :1+5+6+9	1+3+8
		WWAN	DTS Ant.1	DTS Ant.2	DTS MIMO	UNII Ant.1	UNII Ant.2	UNII MIMO	BT Ant.1	BT Ant.2															
A. Head (1-g SAR)	Left Touch	0.048	0.321	0.259	0.656	0.486	0.339	0.596	0.253	0.188	0.369	0.307	0.704	0.534	0.387	0.644	0.301	0.236	0.787	0.640	0.897	0.722	0.575	0.832	0.560
	Left Tilt	0.029	0.321	0.259	0.656	0.486	0.339	0.596	0.320	0.188	0.350	0.288	0.685	0.515	0.368	0.625	0.349	0.217	0.835	0.688	0.945	0.703	0.556	0.813	0.608
	Right Touch	0.047	0.321	0.259	0.431	0.486	0.339	0.596	0.341	0.136	0.368	0.306	0.478	0.533	0.386	0.643	0.388	0.183	0.874	0.727	0.984	0.669	0.522	0.779	0.647
	Right Tilt	0.025	0.321	0.259	0.513	0.452	0.339	0.548	0.348	0.120	0.346	0.284	0.538	0.477	0.364	0.573	0.373	0.145	0.825	0.712	0.921	0.597	0.484	0.693	0.632
B. Body-worn (1-g SAR)	Rear	0.460	0.026	0.034		0.014	0.017		0.020	0.015	0.486	0.494	0.520	0.474	0.477	0.491	0.480	0.475	0.494	0.497	0.511	0.489	0.492	0.506	0.514
	Front	0.119	0.113	0.081		0.151	0.230		0.064	0.062	0.232	0.200	0.313	0.270	0.349	0.500	0.183	0.181	0.334	0.413	0.564	0.332	0.411	0.562	0.264
C. Hotspot (1-g SAR)	Rear	0.565	0.041	0.052		0.028	0.021		0.026	0.021	0.606	0.617	0.658	0.593	0.586	0.614	0.591	0.586	0.619	0.612	0.640	0.614	0.607	0.635	0.643
	Front	0.105	0.398	0.209		0.286	0.251		0.106	0.082	0.503	0.314	0.712	0.391	0.356	0.642	0.211	0.187	0.497	0.462	0.748	0.473	0.438	0.724	0.420
	Edge 1		0.398	0.209		0.286	0.251		0.178	0.136															
	Edge 2	0.187		0.209			0.251			0.015	0.187	0.396	0.396	0.187	0.438	0.438	0.187	0.202	0.187	0.438	0.438	0.202	0.453	0.453	0.396
	Edge 3	0.728																							
	Edge 4	0.058	0.398	0.209		0.286	0.251		0.029	0.023	0.456	0.267	0.665	0.344	0.309	0.595	0.087	0.081	0.373	0.338	0.624	0.367	0.332	0.618	0.296
D. Product Specific (10-g SAR)	Rear	1.874				0.020	0.033							1.894	1.907	1.927									
	Front					1.290	1.212																		
	Edge 1					1.323	0.575																		
	Edge 2						1.212																		
	Edge 3	1.929																							
	Edge 4					1.323	1.212																		

RSDB Wi-Fi scenarios

RF Exposure	Test Position	Standalone SAR (W/kg)								Sum of SAR (W/kg)											
		1	2	3	4	5	6	7	8	1+2+5	1+2+6	1+3+5	1+3+6	A : 1+4+5 B/C : 1+2+3+5	A : 1+4+6 B/C : 1+2+3+6	A : 1+2+7 B/C : 1+2+5+6	A : 1+3+7 B/C : 1+3+5+6	A : 1+4+7 B/C : 1+2+3+5 +6	1+3+5+8	1+3+6+8	A : 1+3+7+8 B/C : 1+3+5+6 +8
		WWAN	DTS Ant.1	DTS Ant.2	DTS MIMO	UNII Ant.1	UNII Ant.2	UNII MIMO	BT Ant.1												
A. Head (1-g SAR)	Left Touch	0.048	0.321	0.259	0.656	0.486	0.339	0.596	0.253	0.855	0.708	0.793	0.646	1.190	1.043	0.965	0.903	1.300	1.046	0.899	1.156
	Left Tilt	0.029	0.321	0.259	0.656	0.486	0.339	0.596	0.320	0.836	0.689	0.774	0.627	1.171	1.024	0.946	0.884	1.281	1.094	0.947	1.204
	Right Touch	0.047	0.321	0.259	0.431	0.486	0.339	0.596	0.341	0.854	0.707	0.792	0.645	0.964	0.817	0.964	0.902	1.074	1.133	0.986	1.243
	Right Tilt	0.025	0.321	0.259	0.513	0.452	0.339	0.548	0.348	0.798	0.685	0.736	0.623	0.990	0.877	0.894	0.832	1.086	1.084	0.971	1.180
B. Body-worn (1-g SAR)	Rear	0.460	0.026	0.034		0.014	0.017		0.020	0.500	0.503	0.508	0.511	0.534	0.537	0.517	0.525	0.551	0.528	0.531	0.545
	Front	0.119	0.113	0.081		0.151	0.230		0.064	0.383	0.462	0.351	0.430	0.464	0.543	0.613	0.581	0.694	0.415	0.494	0.645
C. Hotspot (1-g SAR)	Rear	0.565	0.041	0.052		0.028	0.021		0.026	0.634	0.627	0.645	0.638	0.686	0.679	0.655	0.666	0.707	0.671	0.664	0.692
	Front	0.105	0.398	0.209		0.286	0.251		0.106	0.789	0.754	0.600	0.565	0.998	0.963	1.040	0.851	1.249	0.706	0.671	0.957
	Edge 1		0.398	0.209		0.286	0.251		0.178												
	Edge 2	0.187		0.209			0.251			0.187	0.438	0.396	0.647	0.396	0.647	0.438	0.647	0.647	0.396	0.647	0.647
	Edge 3	0.728																			
	Edge 4	0.058	0.398	0.209		0.286	0.251		0.029	0.742	0.707	0.553	0.518	0.951	0.916	0.993	0.804	1.202	0.582	0.547	0.833

Note(s):

1. Blue values are reference from highest SAR value of *initial test position* procedure in each RF exposure of each bands.
2. For UNII, MIMO SAR test were additionally evaluated at Head exposure conditions for determining simultaneous transmission SAR test exclusion.

This report shall not be reproduced except in full, without the written approval of UL Korea, Ltd.

SUM of the SAR for GSM 1900 & Wi-Fi & BT (Continued)

UMPC Mini-tablet (Folder Opened)

Normal Wi-Fi scenarios

RF Exposure	Test Position	Standalone SAR (W/kg)									Sum of SAR (W/kg)														
		1	2	3	4	5	6	7	8	9	1 + 2	1 + 3	1 + 4	1 + 5	1 + 6	E : 1 + 7 F : 1 + 5 + 6	1 + 8	1 + 9	1 + 5 + 8	1 + 6 + 8	E : 1 + 7 + 8 F : 1 + 5 + 6 + 8	1 + 5 + 9	1 + 6 + 9	E : 1 + 7 + 9 F : 1 + 5 + 6 + 9	1 + 3 + 8
		WWAN	DTS Ant.1	DTS Ant.2	DTS MIMO	UNII Ant.1	UNII Ant.2	UNII MIMO	BT Ant.1	BT Ant.2															
E. UMPC-Body (1-g SAR)	Rear	0.475	0.320	0.256	0.498	0.274	0.150	0.236	0.206	0.162	0.795	0.731	0.973	0.749	0.625	0.711	0.681	0.637	0.955	0.831	0.917	0.911	0.787	0.873	0.937
	Front	0.455	0.161	0.190	0.405	0.104	0.058	0.107	0.148	0.109	0.616	0.645	0.860	0.559	0.513	0.562	0.603	0.564	0.707	0.661	0.710	0.668	0.622	0.671	0.793
	Edge 1		0.505	0.357	0.498	0.274	0.150	0.236	0.421	0.120															
	Edge 2	0.652																							
	Edge 3	0.674																							
	Edge 4			0.357	0.492		0.150	0.236		0.276															
F. UMPC-Extremity (10-g SAR)	Rear	1.399	0.947	0.881	1.204	0.720	0.413		0.700	0.320	2.346	2.280	2.603	2.119	1.812	2.532	2.099	1.719	2.819	2.512	3.232	2.439	2.132	2.852	2.980
	Front	0.776	0.804	0.447	0.795	1.147	0.413		0.600	0.389	1.580	1.223	1.571	1.923	1.189	2.336	1.376	1.165	2.523	1.789	2.936	2.312	1.578	2.725	1.823
	Edge 1		1.065	1.675	1.181	1.147	0.413		0.916	0.449															
	Edge 2	1.135																							
	Edge 3	2.538																							
	Edge 4			1.675	1.652		0.413			0.969															

RSDB Wi-Fi scenarios

RF Exposure	Test Position	Standalone SAR (W/kg)								Sum of SAR (W/kg)											
		1	2	3	4	5	6	7	8	1 + 2 + 5	1 + 2 + 6	1 + 3 + 5	1 + 3 + 6	1 + 4 + 5	1 + 4 + 6	1 + 2 + 7	1 + 3 + 7	1 + 4 + 7	1 + 3 + 5 + 8	1 + 3 + 6 + 8	1 + 3 + 7 + 8
		WWAN	DTS Ant.1	DTS Ant.2	DTS MIMO	UNII Ant.1	UNII Ant.2	UNII MIMO	BT Ant.1												
E. UMPC-Body (1-g SAR)	Rear	0.475	0.320	0.256	0.498	0.274	0.150	0.236	0.206	1.069	0.945	1.005	0.881	1.247	1.123	1.031	0.967	1.209	1.211	1.087	1.173
	Front	0.455	0.161	0.190	0.405	0.104	0.058	0.107	0.148	0.720	0.674	0.749	0.703	0.964	0.918	0.723	0.752	0.967	0.897	0.851	0.900
	Edge 1		0.505	0.357	0.498	0.274	0.150	0.236	0.421												
	Edge 2	0.652																			
	Edge 3	0.674																			
	Edge 4			0.357	0.492		0.150	0.236													
F. UMPC-Extremity (10-g SAR)	Rear	1.399	0.947	0.881	1.204	0.268	0.188	0.228	0.700	2.614	2.534	2.548	2.468	2.871	2.791	2.574	2.508	2.831	3.248	3.168	3.208
	Front	0.776	0.804	0.447	0.795	0.478	0.188	0.141	0.600	2.058	1.768	1.701	1.411	2.049	1.759	1.721	1.364	1.712	2.301	2.011	1.964
	Edge 1		1.065	1.675	1.181	0.478	0.188	0.481	0.916												
	Edge 2	1.135																			
	Edge 3	2.538																			
	Edge 4			1.675	1.652		0.188	0.481													

Note(s):

1. Blue values are reference from highest SAR value of *initial test position* procedure in each RF exposure of each bands.
2. For UNII & DTS, MIMO SAR test were additionally evaluated at Extremity exposure conditions for determining simultaneous transmission SAR test exclusion.

This report shall not be reproduced except in full, without the written approval of UL Korea, Ltd.

12.3 Sum of the SAR for WCDMA Band II & Wi-Fi & BT

Phablet (Folder Closed)

Normal Wi-Fi scenarios

RF Exposure	Test Position	Standalone SAR (W/kg)									Sum of SAR (W/kg)													
		1	2	3	4	5	6	7	8	9														
		WWAN	DTS Ant.1	DTS Ant.2	DTS MIMO	UNII Ant.1	UNII Ant.2	UNII MIMO	BT Ant.1	BT Ant.2	1 + 2	1 + 3	A : 1 + 4 B/C : 1 + 2 + 3	1 + 5	1 + 6	A : 1 + 7 B/C/D : 1 + 5 + 6	1 + 8	1 + 9	1 + 5 + 8	1 + 6 + 8	A: 1 + 7 + 8 B/C :1 + 5 + 6 + 8	1 + 5 + 9	1 + 6 + 9	A : 1 + 7 + 9 B/C :1 + 5 + 6 + 9	1 + 3 + 8
A. Head (1-g SAR)	Left Touch	0.083	0.321	0.259	0.656	0.486	0.339	0.596	0.253	0.188	0.404	0.342	0.739	0.569	0.422	0.679	0.336	0.271	0.822	0.675	0.932	0.757	0.610	0.867	0.595
	Left Tilt	0.046	0.321	0.259	0.656	0.486	0.339	0.596	0.320	0.188	0.367	0.305	0.702	0.532	0.385	0.642	0.366	0.234	0.852	0.705	0.962	0.720	0.573	0.830	0.625
	Right Touch	0.050	0.321	0.259	0.431	0.486	0.339	0.596	0.341	0.136	0.371	0.309	0.481	0.536	0.389	0.646	0.391	0.186	0.877	0.730	0.987	0.672	0.525	0.782	0.650
	Right Tilt	0.043	0.321	0.259	0.513	0.452	0.339	0.548	0.348	0.120	0.364	0.302	0.556	0.495	0.382	0.591	0.391	0.163	0.843	0.730	0.939	0.615	0.502	0.711	0.650
B. Body-worn (1-g SAR)	Rear	0.790	0.026	0.034		0.014	0.017		0.020	0.015	0.816	0.824	0.850	0.804	0.807	0.821	0.810	0.805	0.824	0.827	0.841	0.819	0.822	0.836	0.844
	Front	0.253	0.113	0.081		0.151	0.230		0.064	0.062	0.366	0.334	0.447	0.404	0.483	0.634	0.317	0.315	0.468	0.547	0.698	0.466	0.545	0.696	0.398
C. Hotspot (1-g SAR)	Rear	0.433	0.041	0.052		0.028	0.021		0.026	0.021	0.474	0.485	0.526	0.461	0.454	0.482	0.459	0.454	0.487	0.480	0.508	0.482	0.475	0.503	0.511
	Front	0.101	0.398	0.209		0.286	0.251		0.106	0.082	0.499	0.310	0.708	0.387	0.352	0.638	0.207	0.183	0.493	0.458	0.744	0.469	0.434	0.720	0.416
	Edge 1		0.398	0.209		0.286	0.251		0.178	0.136															
	Edge 2	0.123		0.209			0.251			0.015	0.123	0.332	0.332	0.123	0.374	0.374	0.123	0.138	0.123	0.374	0.374	0.138	0.389	0.389	0.332
	Edge 3	0.714																							
	Edge 4	0.061	0.398	0.209		0.286	0.251		0.029	0.023	0.459	0.270	0.668	0.347	0.312	0.598	0.090	0.084	0.376	0.341	0.627	0.370	0.335	0.621	0.299
D. Product Specific (10-g SAR)	Rear	1.319				0.020	0.033							1.339	1.352	1.372									
	Front					1.290	1.212																		
	Edge 1					1.323	0.575																		
	Edge 2						1.212																		
	Edge 3	1.929																							
	Edge 4					1.323	1.212																		

RSDB Wi-Fi scenarios

RF Exposure	Test Position	Standalone SAR (W/kg)								Sum of SAR (W/kg)											
		1	2	3	4	5	6	7	8												
		WWAN	DTS Ant.1	DTS Ant.2	DTS MIMO	UNII Ant.1	UNII Ant.2	UNII MIMO	BT Ant.1	1 + 2 + 5	1 + 2 + 6	1 + 3 + 5	1 + 3 + 6	A : 1 + 4 + 5 B/C : 1 + 2 + 3 + 5	A : 1 + 4 + 6 B/C : 1 + 2 + 3 + 6	A : 1 + 2 + 7 B/C : 1 + 2 + 5 + 6	A : 1 + 3 + 7 B/C : 1 + 3 + 5 + 6	A : 1 + 4 + 7 B/C : 1 + 2 + 3 + 5 + 6	1 + 3 + 5 + 8	1 + 3 + 6 + 8	A : 1 + 3 + 7 + 8 B/C : 1 + 3 + 5 + 6 + 8
A. Head (1-g SAR)	Left Touch	0.083	0.321	0.259	0.656	0.486	0.339	0.596	0.253	0.890	0.743	0.828	0.681	1.225	1.078	1.000	0.938	1.335	1.081	0.934	1.191
	Left Tilt	0.046	0.321	0.259	0.656	0.486	0.339	0.596	0.320	0.853	0.706	0.791	0.644	1.188	1.041	0.963	0.901	1.298	1.111	0.964	1.221
	Right Touch	0.050	0.321	0.259	0.431	0.486	0.339	0.596	0.341	0.857	0.710	0.795	0.648	0.967	0.820	0.967	0.905	1.077	1.136	0.989	1.246
	Right Tilt	0.043	0.321	0.259	0.513	0.452	0.339	0.548	0.348	0.816	0.703	0.754	0.641	1.008	0.895	0.912	0.850	1.104	1.102	0.989	1.198
B. Body-worn (1-g SAR)	Rear	0.790	0.026	0.034		0.014	0.017		0.020	0.830	0.833	0.838	0.841	0.864	0.867	0.847	0.855	0.881	0.858	0.861	0.875
	Front	0.253	0.113	0.081		0.151	0.230		0.064	0.517	0.596	0.485	0.564	0.598	0.677	0.747	0.715	0.828	0.549	0.628	0.779
C. Hotspot (1-g SAR)	Rear	0.433	0.041	0.052		0.028	0.021		0.026	0.502	0.495	0.513	0.506	0.554	0.547	0.523	0.534	0.575	0.539	0.532	0.560
	Front	0.101	0.398	0.209		0.286	0.251		0.106	0.785	0.750	0.596	0.561	0.994	0.959	1.036	0.847	1.245	0.702	0.667	0.953
	Edge 1		0.398	0.209		0.286	0.251		0.178												
	Edge 2	0.123		0.209			0.251			0.123	0.374	0.332	0.583	0.332	0.583	0.374	0.583	0.583	0.332	0.583	0.583
	Edge 3	0.714																			
	Edge 4	0.061	0.398	0.209		0.286	0.251		0.029	0.745	0.710	0.556	0.521	0.954	0.919	0.996	0.807	1.205	0.585	0.550	0.836

Note(s):

1. Blue values are reference from highest SAR value of *initial test position* procedure in each RF exposure of each bands.
2. For UNII, MIMO SAR test were additionally evaluated at Head exposure conditions for determining simultaneous transmission SAR test exclusion.

This report shall not be reproduced except in full, without the written approval of UL Korea, Ltd.

SUM of the SAR for WCDMA Band II & Wi-Fi & BT (Continued)

UMPC Mini-tablet (Folder Opened)

Normal Wi-Fi scenarios

RF Exposure	Test Position	Standalone SAR (W/kg)									Sum of SAR (W/kg)														
		1	2	3	4	5	6	7	8	9	1 + 2	1 + 3	1 + 4	1 + 5	1 + 6	E : 1 + 7 F : 1 + 5 + 6	1 + 8	1 + 9	1 + 5 + 8	1 + 6 + 8	E : 1 + 7 + 8 F : 1 + 5 + 6 + 8	1 + 5 + 9	1 + 6 + 9	E : 1 + 7 + 9 F : 1 + 5 + 6 + 9	1 + 3 + 8
		WWAN	DTS Ant.1	DTS Ant.2	DTS MIMO	UNII Ant.1	UNII Ant.2	UNII MIMO	BT Ant.1	BT Ant.2															
E. UMPC-Body (1-g SAR)	Rear	1.045	0.320	0.256	0.498	0.274	0.150	0.236	0.206	0.162	1.365	1.301	1.543	1.319	1.195	1.281	1.251	1.207	1.525	1.401	1.487	1.481	1.357	1.443	1.507
	Front	0.994	0.161	0.190	0.405	0.104	0.058	0.107	0.148	0.109	1.155	1.184	1.399	1.098	1.052	1.101	1.142	1.103	1.246	1.200	1.249	1.207	1.161	1.210	1.332
	Edge 1		0.505	0.357	0.498	0.274	0.150	0.236	0.421	0.120															
	Edge 2	1.003																							
	Edge 3	1.142																							
	Edge 4			0.357	0.492		0.150	0.236		0.276															
F. UMPC-Extremity (10-g SAR)	Rear	1.058	0.947	0.881	1.204	0.720	0.413		0.700	0.320	2.005	1.939	2.262	1.778	1.471	2.191	1.758	1.378	2.478	2.171	2.891	2.098	1.791	2.511	2.639
	Front	0.679	0.804	0.447	0.795	1.147	0.413		0.600	0.389	1.483	1.126	1.474	1.826	1.092	2.239	1.279	1.068	2.426	1.692	2.839	2.215	1.481	2.628	1.726
	Edge 1		1.065	1.675	1.181	1.147	0.413		0.916	0.449															
	Edge 2	1.879																							
	Edge 3	1.722																							
	Edge 4			1.675	1.652		0.413			0.969															

RSDB Wi-Fi scenarios

RF Exposure	Test Position	Standalone SAR (W/kg)								Sum of SAR (W/kg)											
		1	2	3	4	5	6	7	8	1 + 2 + 5	1 + 2 + 6	1 + 3 + 5	1 + 3 + 6	1 + 4 + 5	1 + 4 + 6	1 + 2 + 7	1 + 3 + 7	1 + 4 + 7	1 + 3 + 5 + 8	1 + 3 + 6 + 8	1 + 3 + 7 + 8
		WWAN	DTS Ant.1	DTS Ant.2	DTS MIMO	UNII Ant.1	UNII Ant.2	UNII MIMO	BT Ant.1												
E. UMPC-Body (1-g SAR)	Rear	1.045	0.320	0.256	0.498	0.274	0.150	0.236	0.206	1.639	1.515	1.575	1.451	1.817	1.693	1.601	1.537	1.779	1.781	1.657	1.743
	Front	0.994	0.161	0.190	0.405	0.104	0.058	0.107	0.148	1.259	1.213	1.288	1.242	1.503	1.457	1.262	1.291	1.506	1.436	1.390	1.439
	Edge 1		0.505	0.357	0.498	0.274	0.150	0.236	0.421												
	Edge 2	1.003																			
	Edge 3	1.142																			
	Edge 4			0.357	0.492		0.150	0.236													
F. UMPC-Extremity (10-g SAR)	Rear	1.058	0.947	0.881	1.204	0.268	0.188	0.228	0.700	2.273	2.193	2.207	2.127	2.530	2.450	2.233	2.167	2.490	2.907	2.827	2.867
	Front	0.679	0.804	0.447	0.795	0.478	0.188	0.141	0.600	1.961	1.671	1.604	1.314	1.952	1.662	1.624	1.267	1.615	2.204	1.914	1.867
	Edge 1		1.065	1.675	1.181	0.478	0.188	0.481	0.916												
	Edge 2	1.879																			
	Edge 3	1.722																			
	Edge 4			1.675	1.652		0.188	0.481													

Note(s):

1. Blue values are reference from highest SAR value of *initial test position* procedure in each RF exposure of each bands.
2. For UNII & DTS, MIMO SAR test were additionally evaluated at Extremity exposure conditions for determining simultaneous transmission SAR test exclusion.
3. For Simultaneous transmission scenarios (Sum of SAR) exceeding FCC limit, SPLSR calculation was applied. Please refer to Section 12.14

This report shall not be reproduced except in full, without the written approval of UL Korea, Ltd.

12.4 Sum of the SAR for WCDMA Band IV & Wi-Fi & BT

Phablet (Folder Closed)

Normal Wi-Fi scenarios

RF Exposure	Test Position	Standalone SAR (W/kg)									Sum of SAR (W/kg)														
		1	2	3	4	5	6	7	8	9															
		WWAN	DTS Ant.1	DTS Ant.2	DTS MIMO	UNII Ant.1	UNII Ant.2	UNII MIMO	BT Ant.1	BT Ant.2	1 + 2	1 + 3	A : 1 + 4 B/C : 1 + 2 + 3	1 + 5	1 + 6	A : 1 + 7 B/C/D : 1 + 5 + 6	1 + 8	1 + 9	1 + 5 + 8	1 + 6 + 8	A: 1 + 7 + 8 B/C :1 + 5 + 6 + 8	1 + 5 + 9	1 + 6 + 9	A : 1 + 7 + 9 B/C :1 + 5 + 6 + 9	1 + 3 + 8
A. Head (1-g SAR)	Left Touch	0.079	0.321	0.259	0.656	0.486	0.339	0.596	0.253	0.188	0.400	0.338	0.735	0.565	0.418	0.675	0.332	0.267	0.818	0.671	0.928	0.753	0.606	0.863	0.591
	Left Tilt	0.057	0.321	0.259	0.656	0.486	0.339	0.596	0.320	0.188	0.378	0.316	0.713	0.543	0.396	0.653	0.377	0.245	0.863	0.716	0.973	0.731	0.584	0.841	0.636
	Right Touch	0.077	0.321	0.259	0.431	0.486	0.339	0.596	0.341	0.136	0.398	0.336	0.508	0.563	0.416	0.673	0.418	0.213	0.904	0.757	1.014	0.699	0.552	0.809	0.677
	Right Tilt	0.056	0.321	0.259	0.513	0.452	0.339	0.548	0.348	0.120	0.377	0.315	0.569	0.508	0.395	0.604	0.404	0.176	0.856	0.743	0.952	0.628	0.515	0.724	0.663
B. Body-worn (1-g SAR)	Rear	0.937	0.026	0.034		0.014	0.017		0.020	0.015	0.963	0.971	0.997	0.951	0.954	0.968	0.957	0.952	0.971	0.974	0.988	0.966	0.969	0.983	0.991
	Front	0.208	0.113	0.081		0.151	0.230		0.064	0.062	0.321	0.289	0.402	0.359	0.438	0.589	0.272	0.270	0.423	0.502	0.653	0.421	0.500	0.651	0.353
C. Hotspot (1-g SAR)	Rear	0.526	0.041	0.052		0.028	0.021		0.026	0.021	0.567	0.578	0.619	0.554	0.547	0.575	0.552	0.547	0.580	0.573	0.601	0.575	0.568	0.596	0.604
	Front	0.114	0.398	0.209		0.286	0.251		0.106	0.082	0.512	0.323	0.721	0.400	0.365	0.651	0.220	0.196	0.506	0.471	0.757	0.482	0.447	0.733	0.429
	Edge 1		0.398	0.209		0.286	0.251		0.178	0.136															
	Edge 2	0.141		0.209			0.251			0.015	0.141	0.350	0.350	0.141	0.392	0.392	0.141	0.156	0.141	0.392	0.392	0.156	0.407	0.407	0.350
	Edge 3	0.758																							
	Edge 4	0.078	0.398	0.209		0.286	0.251		0.029	0.023	0.476	0.287	0.685	0.364	0.329	0.615	0.107	0.101	0.393	0.358	0.644	0.387	0.352	0.638	0.316
D. Product Specific (10-g SAR)	Rear	1.333				0.020	0.033							1.353	1.366	1.386									
	Front					1.290	1.212																		
	Edge 1					1.323	0.575																		
	Edge 2						1.212																		
	Edge 3	1.871																							
	Edge 4					1.323	1.212																		

RSDB Wi-Fi scenarios

RF Exposure	Test Position	Standalone SAR (W/kg)								Sum of SAR (W/kg)											
		1	2	3	4	5	6	7	8												
		WWAN	DTS Ant.1	DTS Ant.2	DTS MIMO	UNII Ant.1	UNII Ant.2	UNII MIMO	BT Ant.1	1 + 2 + 5	1 + 2 + 6	1 + 3 + 5	1 + 3 + 6	A : 1 + 4 + 5 B/C : 1 + 2 + 3 + 5	A : 1 + 4 + 6 B/C : 1 + 2 + 3 + 6	A : 1 + 2 + 7 B/C : 1 + 2 + 5 + 6	A : 1 + 3 + 7 B/C : 1 + 3 + 5 + 6	A : 1 + 4 + 7 B/C : 1 + 2 + 3 + 5 + 6	1 + 3 + 5 + 8	1 + 3 + 6 + 8	A : 1 + 3 + 7 + 8 B/C : 1 + 3 + 5 + 6 + 8
A. Head (1-g SAR)	Left Touch	0.079	0.321	0.259	0.656	0.486	0.339	0.596	0.253	0.886	0.739	0.824	0.677	1.221	1.074	0.996	0.934	1.331	1.077	0.930	1.187
	Left Tilt	0.057	0.321	0.259	0.656	0.486	0.339	0.596	0.320	0.864	0.717	0.802	0.655	1.199	1.052	0.974	0.912	1.309	1.122	0.975	1.232
	Right Touch	0.077	0.321	0.259	0.431	0.486	0.339	0.596	0.341	0.884	0.737	0.822	0.675	0.994	0.847	0.994	0.932	1.104	1.163	1.016	1.273
	Right Tilt	0.056	0.321	0.259	0.513	0.452	0.339	0.548	0.348	0.829	0.716	0.767	0.654	1.021	0.908	0.925	0.863	1.117	1.115	1.002	1.211
B. Body-worn (1-g SAR)	Rear	0.937	0.026	0.034		0.014	0.017		0.020	0.977	0.980	0.985	0.988	1.011	1.014	0.994	1.002	1.028	1.005	1.008	1.022
	Front	0.208	0.113	0.081		0.151	0.230		0.064	0.472	0.551	0.440	0.519	0.553	0.632	0.702	0.670	0.783	0.504	0.583	0.734
C. Hotspot (1-g SAR)	Rear	0.526	0.041	0.052		0.028	0.021		0.026	0.595	0.588	0.606	0.599	0.647	0.640	0.616	0.627	0.668	0.632	0.625	0.653
	Front	0.114	0.398	0.209		0.286	0.251		0.106	0.798	0.763	0.609	0.574	1.007	0.972	1.049	0.860	1.258	0.715	0.680	0.966
	Edge 1		0.398	0.209		0.286	0.251		0.178												
	Edge 2	0.141		0.209			0.251			0.141	0.392	0.350	0.601	0.350	0.601	0.392	0.601	0.601	0.350	0.601	0.601
	Edge 3	0.758																			
	Edge 4	0.078	0.398	0.209		0.286	0.251		0.029	0.762	0.727	0.573	0.538	0.971	0.936	1.013	0.824	1.222	0.602	0.567	0.853

Note(s):

1. Blue values are reference from highest SAR value of *initial test position* procedure in each RF exposure of each bands.
2. For UNII, MIMO SAR test were additionally evaluated at Head exposure conditions for determining simultaneous transmission SAR test exclusion.

This report shall not be reproduced except in full, without the written approval of UL Korea, Ltd.

SUM of the SAR for WCDMA Band IV & Wi-Fi & BT (Continued)

UMPC Mini-tablet (Folder Opened)

Normal Wi-Fi scenarios

RF Exposure	Test Position	Standalone SAR (W/kg)									Sum of SAR (W/kg)														
		1	2	3	4	5	6	7	8	9	1 + 2	1 + 3	1 + 4	1 + 5	1 + 6	E : 1 + 7 F : 1 + 5 + 6	1 + 8	1 + 9	1 + 5 + 8	1 + 6 + 8	E : 1 + 7 + 8 F : 1 + 5 + 6 + 8	1 + 5 + 9	1 + 6 + 9	E : 1 + 7 + 9 F : 1 + 5 + 6 + 9	1 + 3 + 8
		WWAN	DTS Ant.1	DTS Ant.2	DTS MIMO	UNII Ant.1	UNII Ant.2	UNII MIMO	BT Ant.1	BT Ant.2															
E. UMPC-Body (1-g SAR)	Rear	1.295	0.320	0.256	0.498	0.274	0.150	0.236	0.206	0.162	1.615	1.551	1.793	1.569	1.445	1.531	1.501	1.457	1.775	1.651	1.737	1.731	1.607	1.693	1.757
	Front	0.893	0.161	0.190	0.405	0.104	0.058	0.107	0.148	0.109	1.054	1.083	1.298	0.997	0.951	1.000	1.041	1.002	1.145	1.099	1.148	1.106	1.060	1.109	1.231
	Edge 1		0.505	0.357	0.498	0.274	0.150	0.236	0.421	0.120															
	Edge 2	0.465																							
	Edge 3	0.612																							
	Edge 4			0.357	0.492		0.150	0.236		0.276															
F. UMPC-Extremity (10-g SAR)	Rear	1.205	0.947	0.881	1.204	0.720	0.413		0.700	0.320	2.152	2.086	2.409	1.925	1.618	2.338	1.905	1.525	2.625	2.318	3.038	2.245	1.938	2.658	2.786
	Front	0.817	0.804	0.447	0.795	1.147	0.413		0.600	0.389	1.621	1.264	1.612	1.964	1.230	2.377	1.417	1.206	2.564	1.830	2.977	2.353	1.619	2.766	1.864
	Edge 1		1.065	1.675	1.181	1.147	0.413		0.916	0.449															
	Edge 2	1.366																							
	Edge 3	2.273																							
	Edge 4			1.675	1.652		0.413			0.969															

RSDB Wi-Fi scenarios

RF Exposure	Test Position	Standalone SAR (W/kg)								Sum of SAR (W/kg)											
		1	2	3	4	5	6	7	8	1 + 2 + 5	1 + 2 + 6	1 + 3 + 5	1 + 3 + 6	1 + 4 + 5	1 + 4 + 6	1 + 2 + 7	1 + 3 + 7	1 + 4 + 7	1 + 3 + 5 + 8	1 + 3 + 6 + 8	1 + 3 + 7 + 8
		WWAN	DTS Ant.1	DTS Ant.2	DTS MIMO	UNII Ant.1	UNII Ant.2	UNII MIMO	BT Ant.1												
E. UMPC-Body (1-g SAR)	Rear	1.295	0.320	0.256	0.498	0.274	0.150	0.236	0.206	1.889	1.765	1.825	1.701	2.067	1.943	1.851	1.787	2.029	2.031	1.907	1.993
	Front	0.893	0.161	0.190	0.405	0.104	0.058	0.107	0.148	1.158	1.112	1.187	1.141	1.402	1.356	1.161	1.190	1.405	1.335	1.289	1.338
	Edge 1		0.505	0.357	0.498	0.274	0.150	0.236	0.421												
	Edge 2	0.465																			
	Edge 3	0.612																			
	Edge 4			0.357	0.492		0.150	0.236													
F. UMPC-Extremity (10-g SAR)	Rear	1.205	0.947	0.881	1.204	0.268	0.188	0.228	0.700	2.420	2.340	2.354	2.274	2.677	2.597	2.380	2.314	2.637	3.054	2.974	3.014
	Front	0.817	0.804	0.447	0.795	0.478	0.188	0.141	0.600	2.099	1.809	1.742	1.452	2.090	1.800	1.762	1.405	1.753	2.342	2.052	2.005
	Edge 1		1.065	1.675	1.181	0.478	0.188	0.481	0.916												
	Edge 2	1.366																			
	Edge 3	2.273																			
	Edge 4			1.675	1.652		0.188	0.481													

Note(s):

1. Blue values are reference from highest SAR value of *initial test position* procedure in each RF exposure of each bands.
2. For UNII & DTS, MIMO SAR test were additionally evaluated at Extremity exposure conditions for determining simultaneous transmission SAR test exclusion.
3. For Simultaneous transmission scenarios (Sum of SAR) exceeding FCC limit, SPLSR calculation was applied. Please refer to Section 12.14

This report shall not be reproduced except in full, without the written approval of UL Korea, Ltd.

12.5 Sum of the SAR for WCDMA Band V & Wi-Fi & BT

Phablet (Folder Closed)

Normal Wi-Fi scenarios

RF Exposure	Test Position	Standalone SAR (W/kg)									Sum of SAR (W/kg)														
		1	2	3	4	5	6	7	8	9															
		WWAN	DTS Ant.1	DTS Ant.2	DTS MIMO	UNII Ant.1	UNII Ant.2	UNII MIMO	BT Ant.1	BT Ant.2	1+2	1+3	A:1+4 B/C:1+2+3	1+5	1+6	A:1+7 B/C/D:1+5+6	1+8	1+9	1+5+8	1+6+8	A:1+7+8 B/C:1+5+6+8	1+5+9	1+6+9	A:1+7+9 B/C:1+5+6+9	1+3+8
A. Head (1-g SAR)	Left Touch	0.221	0.321	0.259	0.656	0.486	0.339	0.596	0.253	0.188	0.542	0.480	0.877	0.707	0.560	0.817	0.474	0.409	0.960	0.813	1.070	0.895	0.748	1.005	0.733
	Left Tilt	0.090	0.321	0.259	0.656	0.486	0.339	0.596	0.320	0.188	0.411	0.349	0.746	0.576	0.429	0.686	0.410	0.278	0.896	0.749	1.006	0.764	0.617	0.874	0.669
	Right Touch	0.258	0.321	0.259	0.431	0.486	0.339	0.596	0.341	0.136	0.579	0.517	0.689	0.744	0.597	0.854	0.599	0.394	1.085	0.938	1.195	0.880	0.733	0.990	0.858
	Right Tilt	0.111	0.321	0.259	0.513	0.452	0.339	0.548	0.348	0.120	0.432	0.370	0.624	0.563	0.450	0.659	0.459	0.231	0.911	0.798	1.007	0.683	0.570	0.779	0.718
B. Body-worn (1-g SAR)	Rear	0.348	0.026	0.034		0.014	0.017		0.020	0.015	0.374	0.382	0.408	0.362	0.365	0.379	0.368	0.363	0.382	0.385	0.399	0.377	0.380	0.394	0.402
	Front	0.147	0.113	0.081		0.151	0.230		0.064	0.062	0.260	0.228	0.341	0.298	0.377	0.528	0.211	0.209	0.362	0.441	0.592	0.360	0.439	0.590	0.292
C. Hotspot (1-g SAR)	Rear	0.692	0.041	0.052		0.028	0.021		0.026	0.021	0.733	0.744	0.785	0.720	0.713	0.741	0.718	0.713	0.746	0.739	0.767	0.741	0.734	0.762	0.770
	Front	0.153	0.398	0.209		0.286	0.251		0.106	0.082	0.551	0.362	0.760	0.439	0.404	0.690	0.259	0.235	0.545	0.510	0.796	0.521	0.486	0.772	0.468
	Edge 1		0.398	0.209		0.286	0.251		0.178	0.136															
	Edge 2	0.381		0.209			0.251			0.015	0.381	0.590	0.590	0.381	0.632	0.632	0.381	0.396	0.381	0.632	0.632	0.396	0.647	0.647	0.590
	Edge 3	0.272																							
	Edge 4	0.071	0.398	0.209		0.286	0.251		0.029	0.023	0.469	0.280	0.678	0.357	0.322	0.608	0.100	0.094	0.386	0.351	0.637	0.380	0.345	0.631	0.309

RSDB Wi-Fi scenarios

RF Exposure	Test Position	Standalone SAR (W/kg)								Sum of SAR (W/kg)											
		1	2	3	4	5	6	7	8												
		WWAN	DTS Ant.1	DTS Ant.2	DTS MIMO	UNII Ant.1	UNII Ant.2	UNII MIMO	BT Ant.1	1+2+5	1+2+6	1+3+5	1+3+6	A:1+4+5 B/C:1+2+3+5	A:1+4+6 B/C:1+2+3+6	A:1+2+7 B/C:1+2+5+6	A:1+3+7 B/C:1+3+5+6	A:1+4+7 B/C:1+2+3+5+6	1+3+5+8	1+3+6+8	A:1+3+7+8 B/C:1+3+5+6+8
A. Head (1-g SAR)	Left Touch	0.221	0.321	0.259	0.656	0.486	0.339	0.596	0.253	1.028	0.881	0.966	0.819	1.363	1.216	1.138	1.076	1.473	1.219	1.072	1.329
	Left Tilt	0.090	0.321	0.259	0.656	0.486	0.339	0.596	0.320	0.897	0.750	0.835	0.688	1.232	1.085	1.007	0.945	1.342	1.155	1.008	1.265
	Right Touch	0.258	0.321	0.259	0.431	0.486	0.339	0.596	0.341	1.065	0.918	1.003	0.856	1.175	1.028	1.175	1.113	1.285	1.344	1.197	1.454
	Right Tilt	0.111	0.321	0.259	0.513	0.452	0.339	0.548	0.348	0.884	0.771	0.822	0.709	1.076	0.963	0.980	0.918	1.172	1.170	1.057	1.266
B. Body-worn (1-g SAR)	Rear	0.348	0.026	0.034		0.014	0.017		0.020	0.388	0.391	0.396	0.399	0.422	0.425	0.405	0.413	0.439	0.416	0.419	0.433
	Front	0.147	0.113	0.081		0.151	0.230		0.064	0.411	0.490	0.379	0.458	0.492	0.571	0.641	0.609	0.722	0.443	0.522	0.673
C. Hotspot (1-g SAR)	Rear	0.692	0.041	0.052		0.028	0.021		0.026	0.761	0.754	0.772	0.765	0.813	0.806	0.782	0.793	0.834	0.798	0.791	0.819
	Front	0.153	0.398	0.209		0.286	0.251		0.106	0.837	0.802	0.648	0.613	1.046	1.011	1.088	0.899	1.297	0.754	0.719	1.005
	Edge 1		0.398	0.209		0.286	0.251		0.178												
	Edge 2	0.381		0.209			0.251			0.381	0.632	0.590	0.841	0.590	0.841	0.632	0.841	0.841	0.590	0.841	0.841
	Edge 3	0.272																			
	Edge 4	0.071	0.398	0.209		0.286	0.251		0.029	0.755	0.720	0.566	0.531	0.964	0.929	1.006	0.817	1.215	0.595	0.560	0.846

Note(s):

1. Blue values are reference from highest SAR value of *initial test position* procedure in each RF exposure of each bands.
2. For UNII, MIMO SAR test were additionally evaluated at Head exposure conditions for determining simultaneous transmission SAR test exclusion.

This report shall not be reproduced except in full, without the written approval of UL Korea, Ltd.

SUM of the SAR for WCDMA Band V & Wi-Fi & BT (Continued)

UMPC Mini-tablet (Folder Opened)

Normal Wi-Fi scenarios

RF Exposure	Test Position	Standalone SAR (W/kg)									Sum of SAR (W/kg)														
		1	2	3	4	5	6	7	8	9	1 + 2	1 + 3	1 + 4	1 + 5	1 + 6	E : 1 + 7 F : 1 + 5 + 6	1 + 8	1 + 9	1 + 5 + 8	1 + 6 + 8	E : 1 + 7 + 8 F : 1 + 5 + 6 + 8	1 + 5 + 9	1 + 6 + 9	E : 1 + 7 + 9 F : 1 + 5 + 6 + 9	1 + 3 + 8
		WWAN	DTS Ant.1	DTS Ant.2	DTS MIMO	UNII Ant.1	UNII Ant.2	UNII MIMO	BT Ant.1	BT Ant.2															
E. UMPC-Body (1-g SAR)	Rear	0.762	0.320	0.256	0.498	0.274	0.150	0.236	0.206	0.162	1.082	1.018	1.260	1.036	0.912	0.998	0.968	0.924	1.242	1.118	1.204	1.198	1.074	1.160	1.224
	Front	0.592	0.161	0.190	0.405	0.104	0.058	0.107	0.148	0.109	0.753	0.782	0.997	0.696	0.650	0.699	0.740	0.701	0.844	0.798	0.847	0.805	0.759	0.808	0.930
	Edge 1		0.505	0.357	0.498	0.274	0.150	0.236	0.421	0.120															
	Edge 2	0.341																							
	Edge 3	0.231																							
	Edge 4			0.357	0.492		0.150	0.236		0.276															
F. UMPC-Extremity (10-g SAR)	Rear	1.808	0.947	0.881	1.204	0.720	0.413		0.700	0.320	2.755	2.689	3.012	2.528	2.221	2.941	2.508	2.128	3.228	2.921	3.641	2.848	2.541	3.261	3.389
	Front	1.667	0.804	0.447	0.795	1.147	0.413		0.600	0.389	2.471	2.114	2.462	2.814	2.080	3.227	2.267	2.056	3.414	2.680	3.827	3.203	2.469	3.616	2.714
	Edge 1		1.065	1.675	1.181	1.147	0.413		0.916	0.449															
	Edge 2	1.962																							
	Edge 3	0.921																							
	Edge 4			1.675	1.652		0.413			0.969															

RSDB Wi-Fi scenarios

RF Exposure	Test Position	Standalone SAR (W/kg)								Sum of SAR (W/kg)											
		1	2	3	4	5	6	7	8	1 + 2 + 5	1 + 2 + 6	1 + 3 + 5	1 + 3 + 6	1 + 4 + 5	1 + 4 + 6	1 + 2 + 7	1 + 3 + 7	1 + 4 + 7	1 + 3 + 5 + 8	1 + 3 + 6 + 8	1 + 3 + 7 + 8
		WWAN	DTS Ant.1	DTS Ant.2	DTS MIMO	UNII Ant.1	UNII Ant.2	UNII MIMO	BT Ant.1												
E. UMPC-Body (1-g SAR)	Rear	0.762	0.320	0.256	0.498	0.274	0.150	0.236	0.206	1.356	1.232	1.292	1.168	1.534	1.410	1.318	1.254	1.496	1.498	1.374	1.460
	Front	0.592	0.161	0.190	0.405	0.104	0.058	0.107	0.148	0.857	0.811	0.886	0.840	1.101	1.055	0.860	0.889	1.104	1.034	0.988	1.037
	Edge 1		0.505	0.357	0.498	0.274	0.150	0.236	0.421												
	Edge 2	0.341																			
	Edge 3	0.231																			
	Edge 4			0.357	0.492		0.150	0.236													
F. UMPC-Extremity (10-g SAR)	Rear	1.808	0.947	0.881	1.204	0.268	0.188	0.228	0.700	3.023	2.943	2.957	2.877	3.280	3.200	2.983	2.917	3.240	3.657	3.577	3.617
	Front	1.667	0.804	0.447	0.795	0.478	0.188	0.141	0.600	2.949	2.659	2.592	2.302	2.940	2.650	2.612	2.255	2.603	3.192	2.902	2.855
	Edge 1		1.065	1.675	1.181	0.478	0.188	0.481	0.916												
	Edge 2	1.962																			
	Edge 3	0.921																			
	Edge 4			1.675	1.652		0.188	0.481													

Note(s):

1. Blue values are reference from highest SAR value of *initial test position* procedure in each RF exposure of each bands.
2. For UNII & DTS, MIMO SAR test were additionally evaluated at Extremity exposure conditions for determining simultaneous transmission SAR test exclusion.

This report shall not be reproduced except in full, without the written approval of UL Korea, Ltd.

12.6 Sum of the SAR for LTE Band 2 & Wi-Fi & BT

Phablet (Folder Closed)

Normal Wi-Fi scenarios

RF Exposure	Test Position	Standalone SAR (W/kg)									Sum of SAR (W/kg)													
		1	2	3	4	5	6	7	8	9														
		WWAN	DTS Ant.1	DTS Ant.2	DTS MIMO	UNII Ant.1	UNII Ant.2	UNII MIMO	BT Ant.1	BT Ant.2	1+2	1+3	A:1+4 B/C:1+2+3	1+5	1+6	A:1+7 B/C/D:1+5+6	1+8	1+9	1+5+8	1+6+8	A:1+7+8 B/C:1+5+6+8	1+5+9	1+6+9	A:1+7+9 B/C:1+5+6+9	1+3+8
A. Head (1-g SAR)	Left Touch	0.083	0.321	0.259	0.656	0.486	0.339	0.596	0.253	0.188	0.404	0.342	0.739	0.569	0.422	0.679	0.336	0.271	0.822	0.675	0.932	0.757	0.610	0.867	0.595
	Left Tilt	0.043	0.321	0.259	0.656	0.486	0.339	0.596	0.320	0.188	0.364	0.302	0.699	0.529	0.382	0.639	0.363	0.231	0.849	0.702	0.959	0.717	0.570	0.827	0.622
	Right Touch	0.054	0.321	0.259	0.431	0.486	0.339	0.596	0.341	0.136	0.375	0.313	0.485	0.540	0.393	0.650	0.395	0.190	0.881	0.734	0.991	0.676	0.529	0.786	0.654
	Right Tilt	0.031	0.321	0.259	0.513	0.452	0.339	0.548	0.348	0.120	0.352	0.290	0.544	0.483	0.370	0.579	0.379	0.151	0.831	0.718	0.927	0.603	0.490	0.699	0.638
B. Body-worn (1-g SAR)	Rear	0.542	0.026	0.034		0.014	0.017		0.020	0.015	0.568	0.576	0.602	0.556	0.559	0.573	0.562	0.557	0.576	0.579	0.593	0.571	0.574	0.588	0.596
	Front	0.161	0.113	0.081		0.151	0.230		0.064	0.062	0.274	0.242	0.355	0.312	0.391	0.542	0.225	0.223	0.376	0.455	0.606	0.374	0.453	0.604	0.306
C. Hotspot (1-g SAR)	Rear	0.358	0.041	0.052		0.028	0.021		0.026	0.021	0.399	0.410	0.451	0.386	0.379	0.407	0.384	0.379	0.412	0.405	0.433	0.407	0.400	0.428	0.436
	Front	0.094	0.398	0.209		0.286	0.251		0.106	0.082	0.492	0.303	0.701	0.380	0.345	0.631	0.200	0.176	0.486	0.451	0.737	0.462	0.427	0.713	0.409
	Edge 1		0.398	0.209		0.286	0.251		0.178	0.136															
	Edge 2	0.104		0.209			0.251			0.015	0.104	0.313	0.313	0.104	0.355	0.355	0.104	0.119	0.104	0.355	0.355	0.119	0.370	0.370	0.313
	Edge 3	0.680																							
	Edge 4	0.051	0.398	0.209		0.286	0.251		0.029	0.023	0.449	0.260	0.658	0.337	0.302	0.588	0.080	0.074	0.366	0.331	0.617	0.360	0.325	0.611	0.289
D. Product Specific (10-g SAR)	Rear	1.234				0.020	0.033							1.254	1.267	1.287									
	Front					1.290	1.212																		
	Edge 1					1.323	0.575																		
	Edge 2						1.212																		
	Edge 3	1.944																							
	Edge 4					1.323	1.212																		

RSDB Wi-Fi scenarios

RF Exposure	Test Position	Standalone SAR (W/kg)								Sum of SAR (W/kg)											
		1	2	3	4	5	6	7	8												
		WWAN	DTS Ant.1	DTS Ant.2	DTS MIMO	UNII Ant.1	UNII Ant.2	UNII MIMO	BT Ant.1	1+2+5	1+2+6	1+3+5	1+3+6	A:1+4+5 B/C:1+2+3+5	A:1+4+6 B/C:1+2+3+6	A:1+2+7 B/C:1+2+5+6	A:1+3+7 B/C:1+3+5+6	A:1+4+7 B/C:1+2+3+5+6	1+3+5+8	1+3+6+8	A:1+3+7+8 B/C:1+3+5+6+8
A. Head (1-g SAR)	Left Touch	0.083	0.321	0.259	0.656	0.486	0.339	0.596	0.253	0.890	0.743	0.828	0.681	1.225	1.078	1.000	0.938	1.335	1.081	0.934	1.191
	Left Tilt	0.043	0.321	0.259	0.656	0.486	0.339	0.596	0.320	0.850	0.703	0.788	0.641	1.185	1.038	0.960	0.898	1.295	1.108	0.961	1.218
	Right Touch	0.054	0.321	0.259	0.431	0.486	0.339	0.596	0.341	0.861	0.714	0.799	0.652	0.971	0.824	0.971	0.909	1.081	1.140	0.993	1.250
	Right Tilt	0.031	0.321	0.259	0.513	0.452	0.339	0.548	0.348	0.804	0.691	0.742	0.629	0.996	0.883	0.900	0.838	1.092	1.090	0.977	1.186
B. Body-worn (1-g SAR)	Rear	0.542	0.026	0.034		0.014	0.017		0.020	0.582	0.585	0.590	0.593	0.616	0.619	0.599	0.607	0.633	0.610	0.613	0.627
	Front	0.161	0.113	0.081		0.151	0.230		0.064	0.425	0.504	0.393	0.472	0.506	0.585	0.655	0.623	0.736	0.457	0.536	0.687
C. Hotspot (1-g SAR)	Rear	0.358	0.041	0.052		0.028	0.021		0.026	0.427	0.420	0.438	0.431	0.479	0.472	0.448	0.459	0.500	0.464	0.457	0.485
	Front	0.094	0.398	0.209		0.286	0.251		0.106	0.778	0.743	0.589	0.554	0.987	0.952	1.029	0.840	1.238	0.695	0.660	0.946
	Edge 1		0.398	0.209		0.286	0.251		0.178												
	Edge 2	0.104		0.209			0.251			0.104	0.355	0.313	0.564	0.313	0.564	0.355	0.564	0.564	0.313	0.564	0.564
	Edge 3	0.680																			
	Edge 4	0.051	0.398	0.209		0.286	0.251		0.029	0.735	0.700	0.546	0.511	0.944	0.909	0.986	0.797	1.195	0.575	0.540	0.826

Note(s):

1. Blue values are reference from highest SAR value of *initial test position* procedure in each RF exposure of each bands.
2. For UNII, MIMO SAR test were additionally evaluated at Head exposure conditions for determining simultaneous transmission SAR test exclusion.

This report shall not be reproduced except in full, without the written approval of UL Korea, Ltd.

SUM of the SAR for LTE Band 2 & Wi-Fi & BT (Continued)

UMPC Mini-tablet (Folder Opened)

Normal Wi-Fi scenarios

RF Exposure	Test Position	Standalone SAR (W/kg)									Sum of SAR (W/kg)														
		1	2	3	4	5	6	7	8	9	1 + 2	1 + 3	1 + 4	1 + 5	1 + 6	E : 1 + 7 F : 1 + 5 + 6	1 + 8	1 + 9	1 + 5 + 8	1 + 6 + 8	E : 1 + 7 + 8 F : 1 + 5 + 6 + 8	1 + 5 + 9	1 + 6 + 9	E : 1 + 7 + 9 F : 1 + 5 + 6 + 9	1 + 3 + 8
		WWAN	DTS Ant.1	DTS Ant.2	DTS MIMO	UNII Ant.1	UNII Ant.2	UNII MIMO	BT Ant.1	BT Ant.2															
E. UMPC-Body (1-g SAR)	Rear	0.793	0.320	0.256	0.498	0.274	0.150	0.236	0.206	0.162	1.113	1.049	1.291	1.067	0.943	1.029	0.999	0.955	1.273	1.149	1.235	1.229	1.105	1.191	1.255
	Front	0.643	0.161	0.190	0.405	0.104	0.058	0.107	0.148	0.109	0.804	0.833	1.048	0.747	0.701	0.750	0.791	0.752	0.895	0.849	0.898	0.856	0.810	0.859	0.981
	Edge 1		0.505	0.357	0.498	0.274	0.150	0.236	0.421	0.120															
	Edge 2	0.952																							
	Edge 3	0.777																							
	Edge 4			0.357	0.492		0.150	0.236		0.276															
F. UMPC-Extremity (10-g SAR)	Rear	1.063	0.947	0.881	1.204	0.720	0.413		0.700	0.320	2.010	1.944	2.267	1.783	1.476	2.196	1.763	1.383	2.483	2.176	2.896	2.103	1.796	2.516	2.644
	Front	0.650	0.804	0.447	0.795	1.147	0.413		0.600	0.389	1.454	1.097	1.445	1.797	1.063	2.210	1.250	1.039	2.397	1.663	2.810	2.186	1.452	2.599	1.697
	Edge 1		1.065	1.675	1.181	1.147	0.413		0.916	0.449															
	Edge 2	1.561																							
	Edge 3	1.793																							
	Edge 4			1.675	1.652		0.413			0.969															

RSDB Wi-Fi scenarios

RF Exposure	Test Position	Standalone SAR (W/kg)								Sum of SAR (W/kg)											
		1	2	3	4	5	6	7	8	1 + 2 + 5	1 + 2 + 6	1 + 3 + 5	1 + 3 + 6	1 + 4 + 5	1 + 4 + 6	1 + 2 + 7	1 + 3 + 7	1 + 4 + 7	1 + 3 + 5 + 8	1 + 3 + 6 + 8	1 + 3 + 7 + 8
		WWAN	DTS Ant.1	DTS Ant.2	DTS MIMO	UNII Ant.1	UNII Ant.2	UNII MIMO	BT Ant.1												
E. UMPC-Body (1-g SAR)	Rear	0.793	0.320	0.256	0.498	0.274	0.150	0.236	0.206	1.387	1.263	1.323	1.199	1.565	1.441	1.349	1.285	1.527	1.529	1.405	1.491
	Front	0.643	0.161	0.190	0.405	0.104	0.058	0.107	0.148	0.908	0.862	0.937	0.891	1.152	1.106	0.911	0.940	1.155	1.085	1.039	1.088
	Edge 1		0.505	0.357	0.498	0.274	0.150	0.236	0.421												
	Edge 2	0.952																			
	Edge 3	0.777																			
	Edge 4			0.357	0.492		0.150	0.236													
F. UMPC-Extremity (10-g SAR)	Rear	1.063	0.947	0.881	1.204	0.268	0.188	0.228	0.700	2.278	2.198	2.212	2.132	2.535	2.455	2.238	2.172	2.495	2.912	2.832	2.872
	Front	0.650	0.804	0.447	0.795	0.478	0.188	0.141	0.600	1.932	1.642	1.575	1.285	1.923	1.633	1.595	1.238	1.586	2.175	1.885	1.838
	Edge 1		1.065	1.675	1.181	0.478	0.188	0.481	0.916												
	Edge 2	1.561																			
	Edge 3	1.793																			
	Edge 4			1.675	1.652		0.188	0.481													

Note(s):

1. Blue values are reference from highest SAR value of *initial test position* procedure in each RF exposure of each bands.
2. For UNII & DTS, MIMO SAR test were additionally evaluated at Extremity exposure conditions for determining simultaneous transmission SAR test exclusion.

This report shall not be reproduced except in full, without the written approval of UL Korea, Ltd.

12.7 Sum of the SAR for LTE Band 5 & Wi-Fi & BT

Phablet (Folder Closed)

Normal Wi-Fi scenarios

RF Exposure	Test Position	Standalone SAR (W/kg)									Sum of SAR (W/kg)													
		1	2	3	4	5	6	7	8	9														
		WWAN	DTS Ant.1	DTS Ant.2	DTS MIMO	UNII Ant.1	UNII Ant.2	UNII MIMO	BT Ant.1	BT Ant.2	1+2	1+3	A:1+4 B/C:1+2+3	1+5	1+6	A:1+7 B/C/D:1+5+6	1+8	1+9	1+5+8	1+6+8	A:1+7+8 B/C:1+5+6+8	1+5+9	1+6+9	A:1+7+9 B/C:1+5+6+9	1+3+8
A. Head (1-g SAR)	Left Touch	0.238	0.321	0.259	0.656	0.486	0.339	0.596	0.253	0.188	0.559	0.497	0.894	0.724	0.577	0.834	0.491	0.426	0.977	0.830	1.087	0.912	0.765	1.022	0.750
	Left Tilt	0.072	0.321	0.259	0.656	0.486	0.339	0.596	0.320	0.188	0.393	0.331	0.728	0.558	0.411	0.668	0.392	0.260	0.878	0.731	0.988	0.746	0.599	0.856	0.651
	Right Touch	0.289	0.321	0.259	0.431	0.486	0.339	0.596	0.341	0.136	0.610	0.548	0.720	0.775	0.628	0.885	0.630	0.425	1.116	0.969	1.226	0.911	0.764	1.021	0.889
	Right Tilt	0.124	0.321	0.259	0.513	0.452	0.339	0.548	0.348	0.120	0.445	0.383	0.637	0.576	0.463	0.672	0.472	0.244	0.924	0.811	1.020	0.696	0.583	0.792	0.731
B. Body-worn (1-g SAR)	Rear	0.366	0.026	0.034		0.014	0.017		0.020	0.015	0.392	0.400	0.426	0.380	0.383	0.397	0.386	0.381	0.400	0.403	0.417	0.395	0.398	0.412	0.420
	Front	0.179	0.113	0.081		0.151	0.230		0.064	0.062	0.292	0.260	0.373	0.330	0.409	0.560	0.243	0.241	0.394	0.473	0.624	0.392	0.471	0.622	0.324
C. Hotspot (1-g SAR)	Rear	0.688	0.041	0.052		0.028	0.021		0.026	0.021	0.729	0.740	0.781	0.716	0.709	0.737	0.714	0.709	0.742	0.735	0.763	0.737	0.730	0.758	0.766
	Front	0.166	0.398	0.209		0.286	0.251		0.106	0.082	0.564	0.375	0.773	0.452	0.417	0.703	0.272	0.248	0.558	0.523	0.809	0.534	0.499	0.785	0.481
	Edge 1		0.398	0.209		0.286	0.251		0.178	0.136															
	Edge 2	0.332		0.209			0.251			0.015	0.332	0.541	0.541	0.332	0.583	0.583	0.332	0.347	0.332	0.583	0.583	0.347	0.598	0.598	0.541
	Edge 3	0.279																							
	Edge 4	0.075	0.398	0.209		0.286	0.251		0.029	0.023	0.473	0.284	0.682	0.361	0.326	0.612	0.104	0.098	0.390	0.355	0.641	0.384	0.349	0.635	0.313

RSDB Wi-Fi scenarios

RF Exposure	Test Position	Standalone SAR (W/kg)								Sum of SAR (W/kg)											
		1	2	3	4	5	6	7	8												
		WWAN	DTS Ant.1	DTS Ant.2	DTS MIMO	UNII Ant.1	UNII Ant.2	UNII MIMO	BT Ant.1	1+2+5	1+2+6	1+3+5	1+3+6	A:1+4+5 B/C:1+2+3+5	A:1+4+6 B/C:1+2+3+6	A:1+2+7 B/C:1+2+5+6	A:1+3+7 B/C:1+3+5+6	A:1+4+7 B/C:1+2+3+5+6	1+3+5+8	1+3+6+8	A:1+3+7+8 B/C:1+3+5+6+8
A. Head (1-g SAR)	Left Touch	0.238	0.321	0.259	0.656	0.486	0.339	0.596	0.253	1.045	0.898	0.983	0.836	1.380	1.233	1.155	1.093	1.490	1.236	1.089	1.346
	Left Tilt	0.072	0.321	0.259	0.656	0.486	0.339	0.596	0.320	0.879	0.732	0.817	0.670	1.214	1.067	0.989	0.927	1.324	1.137	0.990	1.247
	Right Touch	0.289	0.321	0.259	0.431	0.486	0.339	0.596	0.341	1.096	0.949	1.034	0.887	1.206	1.059	1.206	1.144	1.316	1.375	1.228	1.485
	Right Tilt	0.124	0.321	0.259	0.513	0.452	0.339	0.548	0.348	0.897	0.784	0.835	0.722	1.089	0.976	0.993	0.931	1.185	1.183	1.070	1.279
B. Body-worn (1-g SAR)	Rear	0.366	0.026	0.034		0.014	0.017		0.020	0.406	0.409	0.414	0.417	0.440	0.443	0.423	0.431	0.457	0.434	0.437	0.451
	Front	0.179	0.113	0.081		0.151	0.230		0.064	0.443	0.522	0.411	0.490	0.524	0.603	0.673	0.641	0.754	0.475	0.554	0.705
C. Hotspot (1-g SAR)	Rear	0.688	0.041	0.052		0.028	0.021		0.026	0.757	0.750	0.768	0.761	0.809	0.802	0.778	0.789	0.830	0.794	0.787	0.815
	Front	0.166	0.398	0.209		0.286	0.251		0.106	0.850	0.815	0.661	0.626	1.059	1.024	1.101	0.912	1.310	0.767	0.732	1.018
	Edge 1		0.398	0.209		0.286	0.251		0.178												
	Edge 2	0.332		0.209			0.251			0.332	0.583	0.541	0.792	0.541	0.792	0.583	0.792	0.792	0.541	0.792	0.792
	Edge 3	0.279																			
	Edge 4	0.075	0.398	0.209		0.286	0.251		0.029	0.759	0.724	0.570	0.535	0.968	0.933	1.010	0.821	1.219	0.599	0.564	0.850

Note(s):

1. Blue values are reference from highest SAR value of *initial test position* procedure in each RF exposure of each bands.
2. For UNII, MIMO SAR test were additionally evaluated at Head exposure conditions for determining simultaneous transmission SAR test exclusion.

This report shall not be reproduced except in full, without the written approval of UL Korea, Ltd.

SUM of the SAR for LTE Band 5 & Wi-Fi & BT (Continued)

UMPC Mini-tablet (Folder Opened)

Normal Wi-Fi scenarios

RF Exposure	Test Position	Standalone SAR (W/kg)									Sum of SAR (W/kg)														
		1	2	3	4	5	6	7	8	9	1 + 2	1 + 3	1 + 4	1 + 5	1 + 6	E : 1 + 7 F : 1 + 5 + 6	1 + 8	1 + 9	1 + 5 + 8	1 + 6 + 8	E : 1 + 7 + 8 F : 1 + 5 + 6 + 8	1 + 5 + 9	1 + 6 + 9	E : 1 + 7 + 9 F : 1 + 5 + 6 + 9	1 + 3 + 8
		WWAN	DTS Ant.1	DTS Ant.2	DTS MIMO	UNII Ant.1	UNII Ant.2	UNII MIMO	BT Ant.1	BT Ant.2															
E. UMPC-Body (1-g SAR)	Rear	0.836	0.320	0.256	0.498	0.274	0.150	0.236	0.206	0.162	1.156	1.092	1.334	1.110	0.986	1.072	1.042	0.998	1.316	1.192	1.278	1.272	1.148	1.234	1.298
	Front	0.631	0.161	0.190	0.405	0.104	0.058	0.107	0.148	0.109	0.792	0.821	1.036	0.735	0.689	0.738	0.779	0.740	0.883	0.837	0.886	0.844	0.798	0.847	0.969
	Edge 1		0.505	0.357	0.498	0.274	0.150	0.236	0.421	0.120															
	Edge 2	0.336																							
	Edge 3	0.310																							
	Edge 4			0.357	0.492		0.150	0.236		0.276															
F. UMPC-Extremity (10-g SAR)	Rear	1.673	0.947	0.881	1.204	0.720	0.413		0.700	0.320	2.620	2.554	2.877	2.393	2.086	2.806	2.373	1.993	3.093	2.786	3.506	2.713	2.406	3.126	3.254
	Front	1.488	0.804	0.447	0.795	1.147	0.413		0.600	0.389	2.292	1.935	2.283	2.635	1.901	3.048	2.088	1.877	3.235	2.501	3.648	3.024	2.290	3.437	2.535
	Edge 1		1.065	1.675	1.181	1.147	0.413		0.916	0.449															
	Edge 2	1.985																							
	Edge 3	0.793																							
	Edge 4			1.675	1.652		0.413			0.969															

RSDB Wi-Fi scenarios

RF Exposure	Test Position	Standalone SAR (W/kg)								Sum of SAR (W/kg)											
		1	2	3	4	5	6	7	8	1 + 2 + 5	1 + 2 + 6	1 + 3 + 5	1 + 3 + 6	1 + 4 + 5	1 + 4 + 6	1 + 2 + 7	1 + 3 + 7	1 + 4 + 7	1 + 3 + 5 + 8	1 + 3 + 6 + 8	1 + 3 + 7 + 8
		WWAN	DTS Ant.1	DTS Ant.2	DTS MIMO	UNII Ant.1	UNII Ant.2	UNII MIMO	BT Ant.1												
E. UMPC-Body (1-g SAR)	Rear	0.836	0.320	0.256	0.498	0.274	0.150	0.236	0.206	1.430	1.306	1.366	1.242	1.608	1.484	1.392	1.328	1.570	1.572	1.448	1.534
	Front	0.631	0.161	0.190	0.405	0.104	0.058	0.107	0.148	0.896	0.850	0.925	0.879	1.140	1.094	0.899	0.928	1.143	1.073	1.027	1.076
	Edge 1		0.505	0.357	0.498	0.274	0.150	0.236	0.421												
	Edge 2	0.336																			
	Edge 3	0.310																			
	Edge 4			0.357	0.492		0.150	0.236													
F. UMPC-Extremity (10-g SAR)	Rear	1.673	0.947	0.881	1.204	0.268	0.188	0.228	0.700	2.888	2.808	2.822	2.742	3.145	3.065	2.848	2.782	3.105	3.522	3.442	3.482
	Front	1.488	0.804	0.447	0.795	0.478	0.188	0.141	0.600	2.770	2.480	2.413	2.123	2.761	2.471	2.433	2.076	2.424	3.013	2.723	2.676
	Edge 1		1.065	1.675	1.181	0.478	0.188	0.481	0.916												
	Edge 2	1.985																			
	Edge 3	0.793																			
	Edge 4			1.675	1.652		0.188	0.481													

Note(s):

1. Blue values are reference from highest SAR value of *initial test position* procedure in each RF exposure of each bands.
2. For UNII & DTS, MIMO SAR test were additionally evaluated at Extremity exposure conditions for determining simultaneous transmission SAR test exclusion.
3. For Simultaneous transmission scenarios (Sum of SAR) exceeding FCC limit, SPLSR calculation was applied. Please refer to Section 12.14

This report shall not be reproduced except in full, without the written approval of UL Korea, Ltd.

12.8 Sum of the SAR for LTE Band 12 & Wi-Fi & BT

Phablet (Folder Closed)

Normal Wi-Fi scenarios

RF Exposure	Test Position	Standalone SAR (W/kg)									Sum of SAR (W/kg)														
		1	2	3	4	5	6	7	8	9															
		WWAN	DTS Ant.1	DTS Ant.2	DTS MIMO	UNII Ant.1	UNII Ant.2	UNII MIMO	BT Ant.1	BT Ant.2	1+2	1+3	A:1+4 B/C:1+2+3	1+5	1+6	A:1+7 B/C/D:1+5+6	1+8	1+9	1+5+8	1+6+8	A:1+7+8 B/C:1+5+6+8	1+5+9	1+6+9	A:1+7+9 B/C:1+5+6+9	1+3+8
A. Head (1-g SAR)	Left Touch	0.152	0.321	0.259	0.656	0.486	0.339	0.596	0.253	0.188	0.473	0.411	0.808	0.638	0.491	0.748	0.405	0.340	0.891	0.744	1.001	0.826	0.679	0.936	0.664
	Left Tilt	0.079	0.321	0.259	0.656	0.486	0.339	0.596	0.320	0.188	0.400	0.338	0.735	0.565	0.418	0.675	0.399	0.267	0.885	0.738	0.995	0.753	0.606	0.863	0.658
	Right Touch	0.154	0.321	0.259	0.431	0.486	0.339	0.596	0.341	0.136	0.475	0.413	0.585	0.640	0.493	0.750	0.495	0.290	0.981	0.834	1.091	0.776	0.629	0.886	0.754
	Right Tilt	0.086	0.321	0.259	0.513	0.452	0.339	0.548	0.348	0.120	0.407	0.345	0.599	0.538	0.425	0.634	0.434	0.206	0.886	0.773	0.982	0.658	0.545	0.754	0.693
B. Body-worn (1-g SAR)	Rear	0.223	0.026	0.034		0.014	0.017		0.020	0.015	0.249	0.257	0.283	0.237	0.240	0.254	0.243	0.238	0.257	0.260	0.274	0.252	0.255	0.269	0.277
	Front	0.174	0.113	0.081		0.151	0.230		0.064	0.062	0.287	0.255	0.368	0.325	0.404	0.555	0.238	0.236	0.389	0.468	0.619	0.387	0.466	0.617	0.319
C. Hotspot (1-g SAR)	Rear	0.300	0.041	0.052		0.028	0.021		0.026	0.021	0.341	0.352	0.393	0.328	0.321	0.349	0.326	0.321	0.354	0.347	0.375	0.349	0.342	0.370	0.378
	Front	0.170	0.398	0.209		0.286	0.251		0.106	0.082	0.568	0.379	0.777	0.456	0.421	0.707	0.276	0.252	0.562	0.527	0.813	0.538	0.503	0.789	0.485
	Edge 1		0.398	0.209		0.286	0.251		0.178	0.136															
	Edge 2	0.466		0.209			0.251			0.015	0.466	0.675	0.675	0.466	0.717	0.717	0.466	0.481	0.466	0.717	0.717	0.481	0.732	0.732	0.675
	Edge 3	0.160																							
	Edge 4		0.398	0.209		0.286	0.251		0.029	0.023															

RSDB Wi-Fi scenarios

RF Exposure	Test Position	Standalone SAR (W/kg)								Sum of SAR (W/kg)											
		1	2	3	4	5	6	7	8												
		WWAN	DTS Ant.1	DTS Ant.2	DTS MIMO	UNII Ant.1	UNII Ant.2	UNII MIMO	BT Ant.1	1+2+5	1+2+6	1+3+5	1+3+6	A:1+4+5 B/C:1+2+3+5	A:1+4+6 B/C:1+2+3+6	A:1+2+7 B/C:1+2+5+6	A:1+3+7 B/C:1+3+5+6	A:1+4+7 B/C:1+2+3+5+6	1+3+5+8	1+3+6+8	A:1+3+7+8 B/C:1+3+5+6+8
A. Head (1-g SAR)	Left Touch	0.152	0.321	0.259	0.656	0.486	0.339	0.596	0.253	0.959	0.812	0.897	0.750	1.294	1.147	1.069	1.007	1.404	1.150	1.003	1.260
	Left Tilt	0.079	0.321	0.259	0.656	0.486	0.339	0.596	0.320	0.886	0.739	0.824	0.677	1.221	1.074	0.996	0.934	1.331	1.144	0.997	1.254
	Right Touch	0.154	0.321	0.259	0.431	0.486	0.339	0.596	0.341	0.961	0.814	0.899	0.752	1.071	0.924	1.071	1.009	1.181	1.240	1.093	1.350
	Right Tilt	0.086	0.321	0.259	0.513	0.452	0.339	0.548	0.348	0.859	0.746	0.797	0.684	1.051	0.938	0.955	0.893	1.147	1.145	1.032	1.241
B. Body-worn (1-g SAR)	Rear	0.223	0.026	0.034		0.014	0.017		0.020	0.263	0.266	0.271	0.274	0.297	0.300	0.280	0.288	0.314	0.291	0.294	0.308
	Front	0.174	0.113	0.081		0.151	0.230		0.064	0.438	0.517	0.406	0.485	0.519	0.598	0.668	0.636	0.749	0.470	0.549	0.700
C. Hotspot (1-g SAR)	Rear	0.300	0.041	0.052		0.028	0.021		0.026	0.369	0.362	0.380	0.373	0.421	0.414	0.390	0.401	0.442	0.406	0.399	0.427
	Front	0.170	0.398	0.209		0.286	0.251		0.106	0.854	0.819	0.665	0.630	1.063	1.028	1.105	0.916	1.314	0.771	0.736	1.022
	Edge 1		0.398	0.209		0.286	0.251		0.178												
	Edge 2	0.466		0.209			0.251			0.466	0.717	0.675	0.926	0.675	0.926	0.717	0.926	0.926	0.675	0.926	0.926
	Edge 3	0.160																			
	Edge 4		0.398	0.209		0.286	0.251		0.029												

Note(s):

1. Blue values are reference from highest SAR value of *initial test position* procedure in each RF exposure of each bands.
2. For UNII, MIMO SAR test were additionally evaluated at Head exposure conditions for determining simultaneous transmission SAR test exclusion.

This report shall not be reproduced except in full, without the written approval of UL Korea, Ltd.

SUM of the SAR for LTE Band 12 & Wi-Fi & BT (Continued)

UMPC Mini-tablet (Folder Opened)

Normal Wi-Fi scenarios

RF Exposure	Test Position	Standalone SAR (W/kg)									Sum of SAR (W/kg)														
		1	2	3	4	5	6	7	8	9	1 + 2	1 + 3	1 + 4	1 + 5	1 + 6	E : 1 + 7 F : 1 + 5 + 6	1 + 8	1 + 9	1 + 5 + 8	1 + 6 + 8	E : 1 + 7 + 8 F : 1 + 5 + 6 + 8	1 + 5 + 9	1 + 6 + 9	E : 1 + 7 + 9 F : 1 + 5 + 6 + 9	1 + 3 + 8
		WWAN	DTS Ant.1	DTS Ant.2	DTS MIMO	UNII Ant.1	UNII Ant.2	UNII MIMO	BT Ant.1	BT Ant.2															
E. UMPC-Body (1-g SAR)	Rear	0.852	0.320	0.256	0.498	0.274	0.150	0.236	0.206	0.162	1.172	1.108	1.350	1.126	1.002	1.088	1.058	1.014	1.332	1.208	1.294	1.288	1.164	1.250	1.314
	Front	0.551	0.161	0.190	0.405	0.104	0.058	0.107	0.148	0.109	0.712	0.741	0.956	0.655	0.609	0.658	0.699	0.660	0.803	0.757	0.806	0.764	0.718	0.767	0.889
	Edge 1		0.505	0.357	0.498	0.274	0.150	0.236	0.421	0.120															
	Edge 2	0.476																							
	Edge 3	0.454																							
	Edge 4			0.357	0.492		0.150	0.236		0.276															
F. UMPC-Extremity (10-g SAR)	Rear	1.601	0.947	0.881	1.204	0.720	0.413		0.700	0.320	2.548	2.482	2.805	2.321	2.014	2.734	2.301	1.921	3.021	2.714	3.434	2.641	2.334	3.054	3.182
	Front	1.383	0.804	0.447	0.795	1.147	0.413		0.600	0.389	2.187	1.830	2.178	2.530	1.796	2.943	1.983	1.772	3.130	2.396	3.543	2.919	2.185	3.332	2.430
	Edge 1		1.065	1.675	1.181	1.147	0.413		0.916	0.449															
	Edge 2	1.852																							
	Edge 3	1.254																							
	Edge 4			1.675	1.652		0.413			0.969															

RSDB Wi-Fi scenarios

RF Exposure	Test Position	Standalone SAR (W/kg)								Sum of SAR (W/kg)											
		1	2	3	4	5	6	7	8	1 + 2 + 5	1 + 2 + 6	1 + 3 + 5	1 + 3 + 6	1 + 4 + 5	1 + 4 + 6	1 + 2 + 7	1 + 3 + 7	1 + 4 + 7	1 + 3 + 5 + 8	1 + 3 + 6 + 8	1 + 3 + 7 + 8
		WWAN	DTS Ant.1	DTS Ant.2	DTS MIMO	UNII Ant.1	UNII Ant.2	UNII MIMO	BT Ant.1												
E. UMPC-Body (1-g SAR)	Rear	0.852	0.320	0.256	0.498	0.274	0.150	0.236	0.206	1.446	1.322	1.382	1.258	1.624	1.500	1.408	1.344	1.586	1.588	1.464	1.550
	Front	0.551	0.161	0.190	0.405	0.104	0.058	0.107	0.148	0.816	0.770	0.845	0.799	1.060	1.014	0.819	0.848	1.063	0.993	0.947	0.996
	Edge 1		0.505	0.357	0.498	0.274	0.150	0.236	0.421												
	Edge 2	0.476																			
	Edge 3	0.454																			
	Edge 4			0.357	0.492		0.150	0.236													
F. UMPC-Extremity (10-g SAR)	Rear	1.601	0.947	0.881	1.204	0.268	0.188	0.228	0.700	2.816	2.736	2.750	2.670	3.073	2.993	2.776	2.710	3.033	3.450	3.370	3.410
	Front	1.383	0.804	0.447	0.795	0.478	0.188	0.141	0.600	2.665	2.375	2.308	2.018	2.656	2.366	2.328	1.971	2.319	2.908	2.618	2.571
	Edge 1		1.065	1.675	1.181	0.478	0.188	0.481	0.916												
	Edge 2	1.852																			
	Edge 3	1.254																			
	Edge 4			1.675	1.652		0.188	0.481													

Note(s):

1. Blue values are reference from highest SAR value of *initial test position* procedure in each RF exposure of each bands.
2. For UNII & DTS, MIMO SAR test were additionally evaluated at Extremity exposure conditions for determining simultaneous transmission SAR test exclusion.
3. For Simultaneous transmission scenarios (Sum of SAR) exceeding FCC limit, SPLSR calculation was applied. Please refer to Section 12.14

This report shall not be reproduced except in full, without the written approval of UL Korea, Ltd.

12.9 Sum of the SAR for LTE Band 13 & Wi-Fi & BT

Phablet (Folder Closed)

Normal Wi-Fi scenarios

RF Exposure	Test Position	Standalone SAR (W/kg)									Sum of SAR (W/kg)														
		1	2	3	4	5	6	7	8	9															
		WWAN	DTS Ant.1	DTS Ant.2	DTS MIMO	UNII Ant.1	UNII Ant.2	UNII MIMO	BT Ant.1	BT Ant.2	1+2	1+3	A:1+4 B/C:1+2+3	1+5	1+6	A:1+7 B/C/D:1+5+6	1+8	1+9	1+5+8	1+6+8	A:1+7+8 B/C:1+5+6+8	1+5+9	1+6+9	A:1+7+9 B/C:1+5+6+9	1+3+8
A. Head (1-g SAR)	Left Touch	0.183	0.321	0.259	0.656	0.486	0.339	0.596	0.253	0.188	0.504	0.442	0.839	0.669	0.522	0.779	0.436	0.371	0.922	0.775	1.032	0.857	0.710	0.967	0.695
	Left Tilt	0.088	0.321	0.259	0.656	0.486	0.339	0.596	0.320	0.188	0.409	0.347	0.744	0.574	0.427	0.684	0.408	0.276	0.894	0.747	1.004	0.762	0.615	0.872	0.667
	Right Touch	0.217	0.321	0.259	0.431	0.486	0.339	0.596	0.341	0.136	0.538	0.476	0.648	0.703	0.556	0.813	0.558	0.353	1.044	0.897	1.154	0.839	0.692	0.949	0.817
	Right Tilt	0.108	0.321	0.259	0.513	0.452	0.339	0.548	0.348	0.120	0.429	0.367	0.621	0.560	0.447	0.656	0.456	0.228	0.908	0.795	1.004	0.680	0.567	0.776	0.715
B. Body-worn (1-g SAR)	Rear	0.248	0.026	0.034		0.014	0.017		0.020	0.015	0.274	0.282	0.308	0.262	0.265	0.279	0.268	0.263	0.282	0.285	0.299	0.277	0.280	0.294	0.302
	Front	0.222	0.113	0.081		0.151	0.230		0.064	0.062	0.335	0.303	0.416	0.373	0.452	0.603	0.286	0.284	0.437	0.516	0.667	0.435	0.514	0.665	0.367
C. Hotspot (1-g SAR)	Rear	0.529	0.041	0.052		0.028	0.021		0.026	0.021	0.570	0.581	0.622	0.557	0.550	0.578	0.555	0.550	0.583	0.576	0.604	0.578	0.571	0.599	0.607
	Front	0.207	0.398	0.209		0.286	0.251		0.106	0.082	0.605	0.416	0.814	0.493	0.458	0.744	0.313	0.289	0.599	0.564	0.850	0.575	0.540	0.826	0.522
	Edge 1		0.398	0.209		0.286	0.251		0.178	0.136															
	Edge 2	0.576		0.209			0.251			0.015	0.576	0.785	0.785	0.576	0.827	0.827	0.576	0.591	0.576	0.827	0.827	0.591	0.842	0.842	0.785
	Edge 3	0.235																							
	Edge 4		0.398	0.209		0.286	0.251		0.029	0.023															

RSDB Wi-Fi scenarios

RF Exposure	Test Position	Standalone SAR (W/kg)								Sum of SAR (W/kg)											
		1	2	3	4	5	6	7	8												
		WWAN	DTS Ant.1	DTS Ant.2	DTS MIMO	UNII Ant.1	UNII Ant.2	UNII MIMO	BT Ant.1	1+2+5	1+2+6	1+3+5	1+3+6	A:1+4+5 B/C:1+2+3+5	A:1+4+6 B/C:1+2+3+6	A:1+2+7 B/C:1+2+5+6	A:1+3+7 B/C:1+3+5+6	A:1+4+7 B/C:1+2+3+5+6	1+3+5+8	1+3+6+8	A:1+3+7+8 B/C:1+3+5+6+8
A. Head (1-g SAR)	Left Touch	0.183	0.321	0.259	0.656	0.486	0.339	0.596	0.253	0.990	0.843	0.928	0.781	1.325	1.178	1.100	1.038	1.435	1.181	1.034	1.291
	Left Tilt	0.088	0.321	0.259	0.656	0.486	0.339	0.596	0.320	0.895	0.748	0.833	0.686	1.230	1.083	1.005	0.943	1.340	1.153	1.006	1.263
	Right Touch	0.217	0.321	0.259	0.431	0.486	0.339	0.596	0.341	1.024	0.877	0.962	0.815	1.134	0.987	1.134	1.072	1.244	1.303	1.156	1.413
	Right Tilt	0.108	0.321	0.259	0.513	0.452	0.339	0.548	0.348	0.881	0.768	0.819	0.706	1.073	0.960	0.977	0.915	1.169	1.167	1.054	1.263
B. Body-worn (1-g SAR)	Rear	0.248	0.026	0.034		0.014	0.017		0.020	0.288	0.291	0.296	0.299	0.322	0.325	0.305	0.313	0.339	0.316	0.319	0.333
	Front	0.222	0.113	0.081		0.151	0.230		0.064	0.486	0.565	0.454	0.533	0.567	0.646	0.716	0.684	0.797	0.518	0.597	0.748
C. Hotspot (1-g SAR)	Rear	0.529	0.041	0.052		0.028	0.021		0.026	0.598	0.591	0.609	0.602	0.650	0.643	0.619	0.630	0.671	0.635	0.628	0.656
	Front	0.207	0.398	0.209		0.286	0.251		0.106	0.891	0.856	0.702	0.667	1.100	1.065	1.142	0.953	1.351	0.808	0.773	1.059
	Edge 1		0.398	0.209		0.286	0.251		0.178												
	Edge 2	0.576		0.209			0.251			0.576	0.827	0.785	1.036	0.785	1.036	0.827	1.036	1.036	0.785	1.036	1.036
	Edge 3	0.235																			
	Edge 4		0.398	0.209		0.286	0.251		0.029												

Note(s):

1. Blue values are reference from highest SAR value of *initial test position* procedure in each RF exposure of each bands.
2. For UNII, MIMO SAR test were additionally evaluated at Head exposure conditions for determining simultaneous transmission SAR test exclusion.

This report shall not be reproduced except in full, without the written approval of UL Korea, Ltd.

SUM of the SAR for LTE Band 13 & Wi-Fi & BT (Continued)

UMPC Mini-tablet (Folder Opened)

Normal Wi-Fi scenarios

RF Exposure	Test Position	Standalone SAR (W/kg)									Sum of SAR (W/kg)														
		1	2	3	4	5	6	7	8	9															
		WWAN	DTS Ant.1	DTS Ant.2	DTS MIMO	UNII Ant.1	UNII Ant.2	UNII MIMO	BT Ant.1	BT Ant.2	1 + 2	1 + 3	1 + 4	1 + 5	1 + 6	E : 1 + 7 F : 1 + 5 + 6	1 + 8	1 + 9	1 + 5 + 8	1 + 6 + 8	E : 1 + 7 + 8 F : 1 + 5 + 6 + 8	1 + 5 + 9	1 + 6 + 9	E : 1 + 7 + 9 F : 1 + 5 + 6 + 9	1 + 3 + 8
E. UMPC-Body (1-g SAR)	Rear	0.764	0.320	0.256	0.498	0.274	0.150	0.236	0.206	0.162	1.084	1.020	1.262	1.038	0.914	1.000	0.970	0.926	1.244	1.120	1.206	1.200	1.076	1.162	1.226
	Front	0.492	0.161	0.190	0.405	0.104	0.058	0.107	0.148	0.109	0.653	0.682	0.897	0.596	0.550	0.599	0.640	0.601	0.744	0.698	0.747	0.705	0.659	0.708	0.830
	Edge 1		0.505	0.357	0.498	0.274	0.150	0.236	0.421	0.120															
	Edge 2	0.511																							
	Edge 3	0.365																							
	Edge 4			0.357	0.492		0.150	0.236		0.276															
F. UMPC-Extremity (10-g SAR)	Rear	1.414	0.947	0.881	1.204	0.720	0.413		0.700	0.320	2.361	2.295	2.618	2.134	1.827	2.547	2.114	1.734	2.834	2.527	3.247	2.454	2.147	2.867	2.995
	Front	1.207	0.804	0.447	0.795	1.147	0.413		0.600	0.389	2.011	1.654	2.002	2.354	1.620	2.767	1.807	1.596	2.954	2.220	3.367	2.743	2.009	3.156	2.254
	Edge 1		1.065	1.675	1.181	1.147	0.413		0.916	0.449															
	Edge 2	1.655																							
	Edge 3	0.780																							
	Edge 4			1.675	1.652		0.413			0.969															

RSDB Wi-Fi scenarios

RF Exposure	Test Position	Standalone SAR (W/kg)								Sum of SAR (W/kg)											
		1	2	3	4	5	6	7	8												
		WWAN	DTS Ant.1	DTS Ant.2	DTS MIMO	UNII Ant.1	UNII Ant.2	UNII MIMO	BT Ant.1	1 + 2 + 5	1 + 2 + 6	1 + 3 + 5	1 + 3 + 6	1 + 4 + 5	1 + 4 + 6	1 + 2 + 7	1 + 3 + 7	1 + 4 + 7	1 + 3 + 5 + 8	1 + 3 + 6 + 8	1 + 3 + 7 + 8
E. UMPC-Body (1-g SAR)	Rear	0.764	0.320	0.256	0.498	0.274	0.150	0.236	0.206	1.358	1.234	1.294	1.170	1.536	1.412	1.320	1.256	1.498	1.500	1.376	1.462
	Front	0.492	0.161	0.190	0.405	0.104	0.058	0.107	0.148	0.757	0.711	0.786	0.740	1.001	0.955	0.760	0.789	1.004	0.934	0.888	0.937
	Edge 1		0.505	0.357	0.498	0.274	0.150	0.236	0.421												
	Edge 2	0.511																			
	Edge 3	0.365																			
	Edge 4			0.357	0.492		0.150	0.236													
F. UMPC-Extremity (10-g SAR)	Rear	1.414	0.947	0.881	1.204	0.268	0.188	0.228	0.700	2.629	2.549	2.563	2.483	2.886	2.806	2.589	2.523	2.846	3.263	3.183	3.223
	Front	1.207	0.804	0.447	0.795	0.478	0.188	0.141	0.600	2.489	2.199	2.132	1.842	2.480	2.190	2.152	1.795	2.143	2.732	2.442	2.395
	Edge 1		1.065	1.675	1.181	0.478	0.188	0.481	0.916												
	Edge 2	1.655																			
	Edge 3	0.780																			
	Edge 4			1.675	1.652		0.188	0.481													

Note(s):

1. Blue values are reference from highest SAR value of *initial test position* procedure in each RF exposure of each bands.
2. For UNII & DTS, MIMO SAR test were additionally evaluated at Extremity exposure conditions for determining simultaneous transmission SAR test exclusion.

This report shall not be reproduced except in full, without the written approval of UL Korea, Ltd.

12.10 Sum of the SAR for LTE Band 25 & Wi-Fi & BT

Phablet (Folder Closed)

Normal Wi-Fi scenarios

RF Exposure	Test Position	Standalone SAR (W/kg)									Sum of SAR (W/kg)														
		1	2	3	4	5	6	7	8	9															
		WWAN	DTS Ant.1	DTS Ant.2	DTS MIMO	UNII Ant.1	UNII Ant.2	UNII MIMO	BT Ant.1	BT Ant.2	1 + 2	1 + 3	A : 1 + 4 B/C : 1 + 2 + 3	1 + 5	1 + 6	A : 1 + 7 B/C/D : 1 + 5 + 6	1 + 8	1 + 9	1 + 5 + 8	1 + 6 + 8	A: 1 + 7 + 8 B/C :1 + 5 + 6 + 8	1 + 5 + 9	1 + 6 + 9	A : 1 + 7 + 9 B/C :1 + 5 + 6 + 9	1 + 3 + 8
A. Head (1-g SAR)	Left Touch	0.046	0.321	0.259	0.656	0.486	0.339	0.596	0.253	0.188	0.367	0.305	0.702	0.532	0.385	0.642	0.299	0.234	0.785	0.638	0.895	0.720	0.573	0.830	0.558
	Left Tilt	0.025	0.321	0.259	0.656	0.486	0.339	0.596	0.320	0.188	0.346	0.284	0.681	0.511	0.364	0.621	0.345	0.213	0.831	0.684	0.941	0.699	0.552	0.809	0.604
	Right Touch	0.025	0.321	0.259	0.431	0.486	0.339	0.596	0.341	0.136	0.346	0.284	0.456	0.511	0.364	0.621	0.366	0.161	0.852	0.705	0.962	0.647	0.500	0.757	0.625
	Right Tilt	0.025	0.321	0.259	0.513	0.452	0.339	0.548	0.348	0.120	0.346	0.284	0.538	0.477	0.364	0.573	0.373	0.145	0.825	0.712	0.921	0.597	0.484	0.693	0.632
B. Body-worn (1-g SAR)	Rear	0.442	0.026	0.034		0.014	0.017		0.020	0.015	0.468	0.476	0.502	0.456	0.459	0.473	0.462	0.457	0.476	0.479	0.493	0.471	0.474	0.488	0.496
	Front	0.128	0.113	0.081		0.151	0.230		0.064	0.062	0.241	0.209	0.322	0.279	0.358	0.509	0.192	0.190	0.343	0.422	0.573	0.341	0.420	0.571	0.273
C. Hotspot (1-g SAR)	Rear	0.456	0.041	0.052		0.028	0.021		0.026	0.021	0.497	0.508	0.549	0.484	0.477	0.505	0.482	0.477	0.510	0.503	0.531	0.505	0.498	0.526	0.534
	Front	0.104	0.398	0.209		0.286	0.251		0.106	0.082	0.502	0.313	0.711	0.390	0.355	0.641	0.210	0.186	0.496	0.461	0.747	0.472	0.437	0.723	0.419
	Edge 1		0.398	0.209		0.286	0.251		0.178	0.136															
	Edge 2	0.141		0.209			0.251			0.015	0.141	0.350	0.350	0.141	0.392	0.392	0.141	0.156	0.141	0.392	0.392	0.156	0.407	0.407	0.350
	Edge 3	0.987																							
	Edge 4	0.065	0.398	0.209		0.286	0.251		0.029	0.023	0.463	0.274	0.672	0.351	0.316	0.602	0.094	0.088	0.380	0.345	0.631	0.374	0.339	0.625	0.303
D. Product Specific (10-g SAR)	Rear					0.020	0.033																		
	Front					1.290	1.212																		
	Edge 1					1.323	0.575																		
	Edge 2						1.212																		
	Edge 3	2.464																							
	Edge 4					1.323	1.212																		

RSDB Wi-Fi scenarios

RF Exposure	Test Position	Standalone SAR (W/kg)								Sum of SAR (W/kg)											
		1	2	3	4	5	6	7	8												
		WWAN	DTS Ant.1	DTS Ant.2	DTS MIMO	UNII Ant.1	UNII Ant.2	UNII MIMO	BT Ant.1	1 + 2 + 5	1 + 2 + 6	1 + 3 + 5	1 + 3 + 6	A : 1 + 4 + 5 B/C : 1 + 2 + 3 + 5	A : 1 + 4 + 6 B/C : 1 + 2 + 3 + 6	A : 1 + 2 + 7 B/C : 1 + 2 + 5 + 6	A : 1 + 3 + 7 B/C : 1 + 3 + 5 + 6	A : 1 + 4 + 7 B/C : 1 + 2 + 3 + 5 + 6	1 + 3 + 5 + 8	1 + 3 + 6 + 8	A : 1 + 3 + 7 + 8 B/C : 1 + 3 + 5 + 6 + 8
A. Head (1-g SAR)	Left Touch	0.046	0.321	0.259	0.656	0.486	0.339	0.596	0.253	0.853	0.706	0.791	0.644	1.188	1.041	0.963	0.901	1.298	1.044	0.897	1.154
	Left Tilt	0.025	0.321	0.259	0.656	0.486	0.339	0.596	0.320	0.832	0.685	0.770	0.623	1.167	1.020	0.942	0.880	1.277	1.090	0.943	1.200
	Right Touch	0.025	0.321	0.259	0.431	0.486	0.339	0.596	0.341	0.832	0.685	0.770	0.623	0.942	0.795	0.942	0.880	1.052	1.111	0.964	1.221
	Right Tilt	0.025	0.321	0.259	0.513	0.452	0.339	0.548	0.348	0.798	0.685	0.736	0.623	0.990	0.877	0.894	0.832	1.086	1.084	0.971	1.180
B. Body-worn (1-g SAR)	Rear	0.442	0.026	0.034		0.014	0.017		0.020	0.482	0.485	0.490	0.493	0.516	0.519	0.499	0.507	0.533	0.510	0.513	0.527
	Front	0.128	0.113	0.081		0.151	0.230		0.064	0.392	0.471	0.360	0.439	0.473	0.552	0.622	0.590	0.703	0.424	0.503	0.654
C. Hotspot (1-g SAR)	Rear	0.456	0.041	0.052		0.028	0.021		0.026	0.525	0.518	0.536	0.529	0.577	0.570	0.546	0.557	0.598	0.562	0.555	0.583
	Front	0.104	0.398	0.209		0.286	0.251		0.106	0.788	0.753	0.599	0.564	0.997	0.962	1.039	0.850	1.248	0.705	0.670	0.956
	Edge 1		0.398	0.209		0.286	0.251		0.178												
	Edge 2	0.141		0.209			0.251			0.141	0.392	0.350	0.601	0.350	0.601	0.392	0.601	0.601	0.350	0.601	0.601
	Edge 3	0.987																			
	Edge 4	0.065	0.398	0.209		0.286	0.251		0.029	0.749	0.714	0.560	0.525	0.958	0.923	1.000	0.811	1.209	0.589	0.554	0.840

Note(s):

1. Blue values are reference from highest SAR value of *initial test position* procedure in each RF exposure of each bands.
2. For UNII, MIMO SAR test were additionally evaluated at Head exposure conditions for determining simultaneous transmission SAR test exclusion.

This report shall not be reproduced except in full, without the written approval of UL Korea, Ltd.

SUM of the SAR for LTE Band 25 & Wi-Fi & BT (Continued)

UMPC Mini-tablet (Folder Opened)

Normal Wi-Fi scenarios

RF Exposure	Test Position	Standalone SAR (W/kg)									Sum of SAR (W/kg)														
		1	2	3	4	5	6	7	8	9	1 + 2	1 + 3	1 + 4	1 + 5	1 + 6	E : 1 + 7 F : 1 + 5 + 6	1 + 8	1 + 9	1 + 5 + 8	1 + 6 + 8	E : 1 + 7 + 8 F : 1 + 5 + 6 + 8	1 + 5 + 9	1 + 6 + 9	E : 1 + 7 + 9 F : 1 + 5 + 6 + 9	1 + 3 + 8
		WWAN	DTS Ant.1	DTS Ant.2	DTS MIMO	UNII Ant.1	UNII Ant.2	UNII MIMO	BT Ant.1	BT Ant.2															
E. UMPC-Body (1-g SAR)	Rear	0.556	0.320	0.256	0.498	0.274	0.150	0.236	0.206	0.162	0.876	0.812	1.054	0.830	0.706	0.792	0.762	0.718	1.036	0.912	0.998	0.992	0.868	0.954	1.018
	Front	0.397	0.161	0.190	0.405	0.104	0.058	0.107	0.148	0.109	0.558	0.587	0.802	0.501	0.455	0.504	0.545	0.506	0.649	0.603	0.652	0.610	0.564	0.613	0.735
	Edge 1		0.505	0.357	0.498	0.274	0.150	0.236	0.421	0.120															
	Edge 2	0.704																							
	Edge 3	0.535																							
	Edge 4			0.357	0.492		0.150	0.236		0.276															
F. UMPC-Extremity (10-g SAR)	Rear	1.155	0.947	0.881	1.204	0.720	0.413		0.700	0.320	2.102	2.036	2.359	1.875	1.568	2.288	1.855	1.475	2.575	2.268	2.988	2.195	1.888	2.608	2.736
	Front	0.630	0.804	0.447	0.795	1.147	0.413		0.600	0.389	1.434	1.077	1.425	1.777	1.043	2.190	1.230	1.019	2.377	1.643	2.790	2.166	1.432	2.579	1.677
	Edge 1		1.065	1.675	1.181	1.147	0.413		0.916	0.449															
	Edge 2	1.113																							
	Edge 3	1.955																							
	Edge 4			1.675	1.652		0.413			0.969															

RSDB Wi-Fi scenarios

RF Exposure	Test Position	Standalone SAR (W/kg)								Sum of SAR (W/kg)											
		1	2	3	4	5	6	7	8	1 + 2 + 5	1 + 2 + 6	1 + 3 + 5	1 + 3 + 6	1 + 4 + 5	1 + 4 + 6	1 + 2 + 7	1 + 3 + 7	1 + 4 + 7	1 + 3 + 5 + 8	1 + 3 + 6 + 8	1 + 3 + 7 + 8
		WWAN	DTS Ant.1	DTS Ant.2	DTS MIMO	UNII Ant.1	UNII Ant.2	UNII MIMO	BT Ant.1												
E. UMPC-Body (1-g SAR)	Rear	0.556	0.320	0.256	0.498	0.274	0.150	0.236	0.206	1.150	1.026	1.086	0.962	1.328	1.204	1.112	1.048	1.290	1.292	1.168	1.254
	Front	0.397	0.161	0.190	0.405	0.104	0.058	0.107	0.148	0.662	0.616	0.691	0.645	0.906	0.860	0.665	0.694	0.909	0.839	0.793	0.842
	Edge 1		0.505	0.357	0.498	0.274	0.150	0.236	0.421												
	Edge 2	0.704																			
	Edge 3	0.535																			
	Edge 4			0.357	0.492		0.150	0.236													
F. UMPC-Extremity (10-g SAR)	Rear	1.155	0.947	0.881	1.204	0.268	0.188	0.228	0.700	2.370	2.290	2.304	2.224	2.627	2.547	2.330	2.264	2.587	3.004	2.924	2.964
	Front	0.630	0.804	0.447	0.795	0.478	0.188	0.141	0.600	1.912	1.622	1.555	1.265	1.903	1.613	1.575	1.218	1.566	2.155	1.865	1.818
	Edge 1		1.065	1.675	1.181	0.478	0.188	0.481	0.916												
	Edge 2	1.113																			
	Edge 3	1.955																			
	Edge 4			1.675	1.652		0.188	0.481													

Note(s):

1. Blue values are reference from highest SAR value of *initial test position* procedure in each RF exposure of each bands.
2. For UNII & DTS, MIMO SAR test were additionally evaluated at Extremity exposure conditions for determining simultaneous transmission SAR test exclusion.

This report shall not be reproduced except in full, without the written approval of UL Korea, Ltd.

12.11 Sum of the SAR for LTE Band 26 & Wi-Fi & BT

Phablet (Folder Closed)

Normal Wi-Fi scenarios

RF Exposure	Test Position	Standalone SAR (W/kg)									Sum of SAR (W/kg)													
		1	2	3	4	5	6	7	8	9														
		WWAN	DTS Ant.1	DTS Ant.2	DTS MIMO	UNII Ant.1	UNII Ant.2	UNII MIMO	BT Ant.1	BT Ant.2	1+2	1+3	A:1+4 B/C:1+2+3	1+5	1+6	A:1+7 B/C/D:1+5+6	1+8	1+9	1+5+8	1+6+8	A:1+7+8 B/C:1+5+6+8	1+5+9	1+6+9	A:1+7+9 B/C:1+5+6+9	1+3+8
A. Head (1-g SAR)	Left Touch	0.258	0.321	0.259	0.656	0.486	0.339	0.596	0.253	0.188	0.579	0.517	0.914	0.744	0.597	0.854	0.511	0.446	0.997	0.850	1.107	0.932	0.785	1.042	0.770
	Left Tilt	0.091	0.321	0.259	0.656	0.486	0.339	0.596	0.320	0.188	0.412	0.350	0.747	0.577	0.430	0.687	0.411	0.279	0.897	0.750	1.007	0.765	0.618	0.875	0.670
	Right Touch	0.302	0.321	0.259	0.431	0.486	0.339	0.596	0.341	0.136	0.623	0.561	0.733	0.788	0.641	0.898	0.643	0.438	1.129	0.982	1.239	0.924	0.777	1.034	0.902
	Right Tilt	0.124	0.321	0.259	0.513	0.452	0.339	0.548	0.348	0.120	0.445	0.383	0.637	0.576	0.463	0.672	0.472	0.244	0.924	0.811	1.020	0.696	0.583	0.792	0.731
B. Body-worn (1-g SAR)	Rear	0.297	0.026	0.034		0.014	0.017		0.020	0.015	0.323	0.331	0.357	0.311	0.314	0.328	0.317	0.312	0.331	0.334	0.348	0.326	0.329	0.343	0.351
	Front	0.195	0.113	0.081		0.151	0.230		0.064	0.062	0.308	0.276	0.389	0.346	0.425	0.576	0.259	0.257	0.410	0.489	0.640	0.408	0.487	0.638	0.340
C. Hotspot (1-g SAR)	Rear	0.589	0.041	0.052		0.028	0.021		0.026	0.021	0.630	0.641	0.682	0.617	0.610	0.638	0.615	0.610	0.643	0.636	0.664	0.638	0.631	0.659	0.667
	Front	0.200	0.398	0.209		0.286	0.251		0.106	0.082	0.598	0.409	0.807	0.486	0.451	0.737	0.306	0.282	0.592	0.557	0.843	0.568	0.533	0.819	0.515
	Edge 1		0.398	0.209		0.286	0.251		0.178	0.136															
	Edge 2	0.443		0.209			0.251			0.015	0.443	0.652	0.652	0.443	0.694	0.694	0.443	0.458	0.443	0.694	0.694	0.458	0.709	0.709	0.652
	Edge 3	0.270																							
	Edge 4		0.398	0.209		0.286	0.251		0.029	0.023															

RSDB Wi-Fi scenarios

RF Exposure	Test Position	Standalone SAR (W/kg)								Sum of SAR (W/kg)											
		1	2	3	4	5	6	7	8												
		WWAN	DTS Ant.1	DTS Ant.2	DTS MIMO	UNII Ant.1	UNII Ant.2	UNII MIMO	BT Ant.1	1+2+5	1+2+6	1+3+5	1+3+6	A:1+4+5 B/C:1+2+3+5	A:1+4+6 B/C:1+2+3+6	A:1+2+7 B/C:1+2+5+6	A:1+3+7 B/C:1+3+5+6	A:1+4+7 B/C:1+2+3+5+6	1+3+5+8	1+3+6+8	A:1+3+7+8 B/C:1+3+5+6+8
A. Head (1-g SAR)	Left Touch	0.258	0.321	0.259	0.656	0.486	0.339	0.596	0.253	1.065	0.918	1.003	0.856	1.400	1.253	1.175	1.113	1.510	1.256	1.109	1.366
	Left Tilt	0.091	0.321	0.259	0.656	0.486	0.339	0.596	0.320	0.898	0.751	0.836	0.689	1.233	1.086	1.008	0.946	1.343	1.156	1.009	1.266
	Right Touch	0.302	0.321	0.259	0.431	0.486	0.339	0.596	0.341	1.109	0.962	1.047	0.900	1.219	1.072	1.219	1.157	1.329	1.388	1.241	1.498
	Right Tilt	0.124	0.321	0.259	0.513	0.452	0.339	0.548	0.348	0.897	0.784	0.835	0.722	1.089	0.976	0.993	0.931	1.185	1.183	1.070	1.279
B. Body-worn (1-g SAR)	Rear	0.297	0.026	0.034		0.014	0.017		0.020	0.337	0.340	0.345	0.348	0.371	0.374	0.354	0.362	0.388	0.365	0.368	0.382
	Front	0.195	0.113	0.081		0.151	0.230		0.064	0.459	0.538	0.427	0.506	0.540	0.619	0.689	0.657	0.770	0.491	0.570	0.721
C. Hotspot (1-g SAR)	Rear	0.589	0.041	0.052		0.028	0.021		0.026	0.658	0.651	0.669	0.662	0.710	0.703	0.679	0.690	0.731	0.695	0.688	0.716
	Front	0.200	0.398	0.209		0.286	0.251		0.106	0.884	0.849	0.695	0.660	1.093	1.058	1.135	0.946	1.344	0.801	0.766	1.052
	Edge 1		0.398	0.209		0.286	0.251		0.178												
	Edge 2	0.443		0.209			0.251			0.443	0.694	0.652	0.903	0.652	0.903	0.694	0.903	0.903	0.652	0.903	0.903
	Edge 3	0.270																			
	Edge 4		0.398	0.209		0.286	0.251		0.029												

Note(s):

1. Blue values are reference from highest SAR value of *initial test position* procedure in each RF exposure of each bands.
2. For UNII, MIMO SAR test were additionally evaluated at Head exposure conditions for determining simultaneous transmission SAR test exclusion.

This report shall not be reproduced except in full, without the written approval of UL Korea, Ltd.

SUM of the SAR for LTE Band 26 & Wi-Fi & BT (Continued)

UMPC Mini-tablet (Folder Opened)

Normal Wi-Fi scenarios

RF Exposure	Test Position	Standalone SAR (W/kg)									Sum of SAR (W/kg)														
		1	2	3	4	5	6	7	8	9	1 + 2	1 + 3	1 + 4	1 + 5	1 + 6	E : 1 + 7 F : 1 + 5 + 6	1 + 8	1 + 9	1 + 5 + 8	1 + 6 + 8	E : 1 + 7 + 8 F : 1 + 5 + 6 + 8	1 + 5 + 9	1 + 6 + 9	E : 1 + 7 + 9 F : 1 + 5 + 6 + 9	1 + 3 + 8
		WWAN	DTS Ant.1	DTS Ant.2	DTS MIMO	UNII Ant.1	UNII Ant.2	UNII MIMO	BT Ant.1	BT Ant.2															
E. UMPC-Body (1-g SAR)	Rear	0.738	0.320	0.256	0.498	0.274	0.150	0.236	0.206	0.162	1.058	0.994	1.236	1.012	0.888	0.974	0.944	0.900	1.218	1.094	1.180	1.174	1.050	1.136	1.200
	Front	0.513	0.161	0.190	0.405	0.104	0.058	0.107	0.148	0.109	0.674	0.703	0.918	0.617	0.571	0.620	0.661	0.622	0.765	0.719	0.768	0.726	0.680	0.729	0.851
	Edge 1		0.505	0.357	0.498	0.274	0.150	0.236	0.421	0.120															
	Edge 2	0.363																							
	Edge 3	0.242																							
	Edge 4			0.357	0.492		0.150	0.236		0.276															
F. UMPC-Extremity (10-g SAR)	Rear	1.822	0.947	0.881	1.204	0.720	0.413		0.700	0.320	2.769	2.703	3.026	2.542	2.235	2.955	2.522	2.142	3.242	2.935	3.655	2.862	2.555	3.275	3.403
	Front	1.187	0.804	0.447	0.795	1.147	0.413		0.600	0.389	1.991	1.634	1.982	2.334	1.600	2.747	1.787	1.576	2.934	2.200	3.347	2.723	1.989	3.136	2.234
	Edge 1		1.065	1.675	1.181	1.147	0.413		0.916	0.449															
	Edge 2	1.924																							
	Edge 3	0.956																							
	Edge 4			1.675	1.652		0.413			0.969															

RSDB Wi-Fi scenarios

RF Exposure	Test Position	Standalone SAR (W/kg)								Sum of SAR (W/kg)											
		1	2	3	4	5	6	7	8	1 + 2 + 5	1 + 2 + 6	1 + 3 + 5	1 + 3 + 6	1 + 4 + 5	1 + 4 + 6	1 + 2 + 7	1 + 3 + 7	1 + 4 + 7	1 + 3 + 5 + 8	1 + 3 + 6 + 8	1 + 3 + 7 + 8
		WWAN	DTS Ant.1	DTS Ant.2	DTS MIMO	UNII Ant.1	UNII Ant.2	UNII MIMO	BT Ant.1												
E. UMPC-Body (1-g SAR)	Rear	0.738	0.320	0.256	0.498	0.274	0.150	0.236	0.206	1.332	1.208	1.268	1.144	1.510	1.386	1.294	1.230	1.472	1.474	1.350	1.436
	Front	0.513	0.161	0.190	0.405	0.104	0.058	0.107	0.148	0.778	0.732	0.807	0.761	1.022	0.976	0.781	0.810	1.025	0.955	0.909	0.958
	Edge 1		0.505	0.357	0.498	0.274	0.150	0.236	0.421												
	Edge 2	0.363																			
	Edge 3	0.242																			
	Edge 4			0.357	0.492		0.150	0.236													
F. UMPC-Extremity (10-g SAR)	Rear	1.822	0.947	0.881	1.204	0.268	0.188	0.228	0.700	3.037	2.957	2.971	2.891	3.294	3.214	2.997	2.931	3.254	3.671	3.591	3.631
	Front	1.187	0.804	0.447	0.795	0.478	0.188	0.141	0.600	2.469	2.179	2.112	1.822	2.460	2.170	2.132	1.775	2.123	2.712	2.422	2.375
	Edge 1		1.065	1.675	1.181	0.478	0.188	0.481	0.916												
	Edge 2	1.924																			
	Edge 3	0.956																			
	Edge 4			1.675	1.652		0.188	0.481													

Note(s):

1. Blue values are reference from highest SAR value of *initial test position* procedure in each RF exposure of each bands.
2. For UNII & DTS, MIMO SAR test were additionally evaluated at Extremity exposure conditions for determining simultaneous transmission SAR test exclusion.

This report shall not be reproduced except in full, without the written approval of UL Korea, Ltd.

12.12 Sum of the SAR for LTE Band 41 & Wi-Fi & BT

Phablet (Folder Closed)

Normal Wi-Fi scenarios

RF Exposure	Test Position	Standalone SAR (W/kg)									Sum of SAR (W/kg)														
		1	2	3	4	5	6	7	8	9															
		WWAN	DTS Ant.1	DTS Ant.2	DTS MIMO	UNII Ant.1	UNII Ant.2	UNII MIMO	BT Ant.1	BT Ant.2	1+2	1+3	A:1+4 B/C:1+2+3	1+5	1+6	A:1+7 B/C/D:1+5+6	1+8	1+9	1+5+8	1+6+8	A:1+7+8 B/C:1+5+6+8	1+5+9	1+6+9	A:1+7+9 B/C:1+5+6+9	1+3+8
A. Head (1-g SAR)	Left Touch	0.061	0.321	0.259	0.656	0.486	0.339	0.596	0.253	0.188	0.382	0.320	0.717	0.547	0.400	0.657	0.314	0.249	0.800	0.653	0.910	0.735	0.588	0.845	0.573
	Left Tilt	0.028	0.321	0.259	0.656	0.486	0.339	0.596	0.320	0.188	0.349	0.287	0.684	0.514	0.367	0.624	0.348	0.216	0.834	0.687	0.944	0.702	0.555	0.812	0.607
	Right Touch	0.081	0.321	0.259	0.431	0.486	0.339	0.596	0.341	0.136	0.402	0.340	0.512	0.567	0.420	0.677	0.422	0.217	0.908	0.761	1.018	0.703	0.556	0.813	0.681
	Right Tilt	0.031	0.321	0.259	0.513	0.452	0.339	0.548	0.348	0.120	0.352	0.290	0.544	0.483	0.370	0.579	0.379	0.151	0.831	0.718	0.927	0.603	0.490	0.699	0.638
B. Body-worn (1-g SAR)	Rear	0.293	0.026	0.034		0.014	0.017		0.020	0.015	0.319	0.327	0.353	0.307	0.310	0.324	0.313	0.308	0.327	0.330	0.344	0.322	0.325	0.339	0.347
	Front	0.350	0.113	0.081		0.151	0.230		0.064	0.062	0.463	0.431	0.544	0.501	0.580	0.731	0.414	0.412	0.565	0.644	0.795	0.563	0.642	0.793	0.495
C. Hotspot (1-g SAR)	Rear	0.260	0.041	0.052		0.028	0.021		0.026	0.021	0.301	0.312	0.353	0.288	0.281	0.309	0.286	0.281	0.314	0.307	0.335	0.309	0.302	0.330	0.338
	Front	0.244	0.398	0.209		0.286	0.251		0.106	0.082	0.642	0.453	0.851	0.530	0.495	0.781	0.350	0.326	0.636	0.601	0.887	0.612	0.577	0.863	0.559
	Edge 1		0.398	0.209		0.286	0.251		0.178	0.136															
	Edge 2	0.037		0.209			0.251			0.015	0.037	0.246	0.246	0.037	0.288	0.288	0.037	0.052	0.037	0.288	0.288	0.052	0.303	0.303	0.246
	Edge 3	0.588																							
	Edge 4	0.029	0.398	0.209		0.286	0.251		0.029	0.023	0.427	0.238	0.636	0.315	0.280	0.566	0.058	0.052	0.344	0.309	0.595	0.338	0.303	0.589	0.267
D. Product Specific (10-g SAR)	Rear					0.020	0.033							0.020	0.033	0.053									
	Front					1.290	1.212																		
	Edge 1					1.323	0.575																		
	Edge 2						1.212																		
	Edge 3	1.245																							
	Edge 4					1.323	1.212																		

RSDB Wi-Fi scenarios

RF Exposure	Test Position	Standalone SAR (W/kg)								Sum of SAR (W/kg)											
		1	2	3	4	5	6	7	8												
		WWAN	DTS Ant.1	DTS Ant.2	DTS MIMO	UNII Ant.1	UNII Ant.2	UNII MIMO	BT Ant.1	1+2+5	1+2+6	1+3+5	1+3+6	A:1+4+5 B/C:1+2+3+5	A:1+4+6 B/C:1+2+3+6	A:1+2+7 B/C:1+2+5+6	A:1+3+7 B/C:1+3+5+6	A:1+4+7 B/C:1+2+3+5+6	1+3+5+8	1+3+6+8	A:1+3+7+8 B/C:1+3+5+6+8
A. Head (1-g SAR)	Left Touch	0.061	0.321	0.259	0.656	0.486	0.339	0.596	0.253	0.868	0.721	0.806	0.659	1.203	1.056	0.978	0.916	1.313	1.059	0.912	1.169
	Left Tilt	0.028	0.321	0.259	0.656	0.486	0.339	0.596	0.320	0.835	0.688	0.773	0.626	1.170	1.023	0.945	0.883	1.280	1.093	0.946	1.203
	Right Touch	0.081	0.321	0.259	0.431	0.486	0.339	0.596	0.341	0.888	0.741	0.826	0.679	0.998	0.851	0.998	0.936	1.108	1.167	1.020	1.277
	Right Tilt	0.031	0.321	0.259	0.513	0.452	0.339	0.548	0.348	0.804	0.691	0.742	0.629	0.996	0.883	0.900	0.838	1.092	1.090	0.977	1.186
B. Body-worn (1-g SAR)	Rear	0.293	0.026	0.034		0.014	0.017		0.020	0.333	0.336	0.341	0.344	0.367	0.370	0.350	0.358	0.384	0.361	0.364	0.378
	Front	0.350	0.113	0.081		0.151	0.230		0.064	0.614	0.693	0.582	0.661	0.695	0.774	0.844	0.812	0.925	0.646	0.725	0.876
C. Hotspot (1-g SAR)	Rear	0.260	0.041	0.052		0.028	0.021		0.026	0.329	0.322	0.340	0.333	0.381	0.374	0.350	0.361	0.402	0.366	0.359	0.387
	Front	0.244	0.398	0.209		0.286	0.251		0.106	0.928	0.893	0.739	0.704	1.137	1.102	1.179	0.990	1.388	0.845	0.810	1.096
	Edge 1		0.398	0.209		0.286	0.251		0.178												
	Edge 2	0.037		0.209			0.251			0.037	0.288	0.246	0.497	0.246	0.497	0.288	0.497	0.497	0.246	0.497	0.497
	Edge 3	0.588																			
	Edge 4	0.029	0.398	0.209		0.286	0.251		0.029	0.713	0.678	0.524	0.489	0.922	0.887	0.964	0.775	1.173	0.553	0.518	0.804

Note(s):

1. Blue values are reference from highest SAR value of *initial test position* procedure in each RF exposure of each bands.
2. For UNII, MIMO SAR test were additionally evaluated at Head exposure conditions for determining simultaneous transmission SAR test exclusion.

This report shall not be reproduced except in full, without the written approval of UL Korea, Ltd.

SUM of the SAR for LTE Band 41 & Wi-Fi & BT (Continued)

UMPC Mini-tablet (Folder Opened)

Normal Wi-Fi scenarios

RF Exposure	Test Position	Standalone SAR (W/kg)									Sum of SAR (W/kg)														
		1	2	3	4	5	6	7	8	9	1 + 2	1 + 3	1 + 4	1 + 5	1 + 6	E : 1 + 7 F : 1 + 5 + 6	1 + 8	1 + 9	1 + 5 + 8	1 + 6 + 8	E : 1 + 7 + 8 F : 1 + 5 + 6 + 8	1 + 5 + 9	1 + 6 + 9	E : 1 + 7 + 9 F : 1 + 5 + 6 + 9	1 + 3 + 8
		WWAN	DTS Ant.1	DTS Ant.2	DTS MIMO	UNII Ant.1	UNII Ant.2	UNII MIMO	BT Ant.1	BT Ant.2															
E. UMPC-Body (1-g SAR)	Rear	1.392	0.320	0.256	0.498	0.274	0.150	0.236	0.206	0.162	1.712	1.648	1.890	1.666	1.542	1.628	1.598	1.554	1.872	1.748	1.834	1.828	1.704	1.790	1.854
	Front	1.030	0.161	0.190	0.405	0.104	0.058	0.107	0.148	0.109	1.191	1.220	1.435	1.134	1.088	1.137	1.178	1.139	1.282	1.236	1.285	1.243	1.197	1.246	1.368
	Edge 1		0.505	0.357	0.498	0.274	0.150	0.236	0.421	0.120															
	Edge 2	0.104																							
	Edge 3	1.156																							
	Edge 4			0.357	0.492		0.150	0.236		0.276															
F. UMPC-Extremity (10-g SAR)	Rear	1.224	0.947	0.881	1.204	0.720	0.413		0.700	0.320	2.171	2.105	2.428	1.944	1.637	2.357	1.924	1.544	2.644	2.337	3.057	2.264	1.957	2.677	2.805
	Front	0.983	0.804	0.447	0.795	1.147	0.413		0.600	0.389	1.787	1.430	1.778	2.130	1.396	2.543	1.583	1.372	2.730	1.996	3.143	2.519	1.785	2.932	2.030
	Edge 1		1.065	1.675	1.181	1.147	0.413		0.916	0.449															
	Edge 2	0.437																							
	Edge 3	1.593																							
	Edge 4			1.675	1.652		0.413			0.969															

RSDB Wi-Fi scenarios

RF Exposure	Test Position	Standalone SAR (W/kg)								Sum of SAR (W/kg)											
		1	2	3	4	5	6	7	8	1 + 2 + 5	1 + 2 + 6	1 + 3 + 5	1 + 3 + 6	1 + 4 + 5	1 + 4 + 6	1 + 2 + 7	1 + 3 + 7	1 + 4 + 7	1 + 3 + 5 + 8	1 + 3 + 6 + 8	1 + 3 + 7 + 8
		WWAN	DTS Ant.1	DTS Ant.2	DTS MIMO	UNII Ant.1	UNII Ant.2	UNII MIMO	BT Ant.1												
E. UMPC-Body (1-g SAR)	Rear	1.392	0.320	0.256	0.498	0.274	0.150	0.236	0.206	1.986	1.862	1.922	1.798	2.164	2.040	1.948	1.884	2.126	2.128	2.004	2.090
	Front	1.030	0.161	0.190	0.405	0.104	0.058	0.107	0.148	1.295	1.249	1.324	1.278	1.539	1.493	1.298	1.327	1.542	1.472	1.426	1.475
	Edge 1		0.505	0.357	0.498	0.274	0.150	0.236	0.421												
	Edge 2	0.104																			
	Edge 3	1.156																			
	Edge 4			0.357	0.492		0.150	0.236													
F. UMPC-Extremity (10-g SAR)	Rear	1.224	0.947	0.881	1.204	0.268	0.188	0.228	0.700	2.439	2.359	2.373	2.293	2.696	2.616	2.399	2.333	2.656	3.073	2.993	3.033
	Front	0.983	0.804	0.447	0.795	0.478	0.188	0.141	0.600	2.265	1.975	1.908	1.618	2.256	1.966	1.928	1.571	1.919	2.508	2.218	2.171
	Edge 1		1.065	1.675	1.181	0.478	0.188	0.481	0.916												
	Edge 2	0.437																			
	Edge 3	1.593																			
	Edge 4			1.675	1.652		0.188	0.481													

Note(s):

1. Blue values are reference from highest SAR value of *initial test position* procedure in each RF exposure of each bands.
2. For UNII, MIMO SAR test were additionally evaluated at Head exposure conditions for determining simultaneous transmission SAR test exclusion.
3. For Simultaneous transmission scenarios (Sum of SAR) exceeding FCC limit, SPLSR calculation was applied. Please refer to Section 12.14

This report shall not be reproduced except in full, without the written approval of UL Korea, Ltd.

12.13 Sum of the SAR for LTE Band 66 & Wi-Fi & BT

Phablet (Folder Closed)

Normal Wi-Fi scenarios

RF Exposure	Test Position	Standalone SAR (W/kg)									Sum of SAR (W/kg)													
		1	2	3	4	5	6	7	8	9	1 + 2	1 + 3	A : 1 + 4 B/C : 1 + 2 + 3	1 + 5	1 + 6	A : 1 + 7 B/C/D : 1 + 5 + 6	1 + 8	1 + 9	1 + 5 + 8	1 + 6 + 8	A: 1 + 7 + 8 B/C :1 + 5 + 6 + 8	1 + 5 + 9	1 + 6 + 9	A : 1 + 7 + 9 B/C :1 + 5 + 6 + 9	1 + 3 + 8
		WWAN	DTS Ant.1	DTS Ant.2	DTS MIMO	UNII Ant.1	UNII Ant.2	UNII MIMO	BT Ant.1	BT Ant.2															
A. Head (1-g SAR)	Left Touch	0.071	0.321	0.259	0.656	0.486	0.339	0.596	0.253	0.188	0.392	0.330	0.727	0.557	0.410	0.667	0.324	0.259	0.810	0.663	0.920	0.745	0.598	0.855	0.583
	Left Tilt	0.050	0.321	0.259	0.656	0.486	0.339	0.596	0.320	0.188	0.371	0.309	0.706	0.536	0.389	0.646	0.370	0.238	0.856	0.709	0.966	0.724	0.577	0.834	0.629
	Right Touch	0.067	0.321	0.259	0.431	0.486	0.339	0.596	0.341	0.136	0.388	0.326	0.498	0.553	0.406	0.663	0.408	0.203	0.894	0.747	1.004	0.689	0.542	0.799	0.667
	Right Tilt	0.064	0.321	0.259	0.513	0.452	0.339	0.548	0.348	0.120	0.385	0.323	0.577	0.516	0.403	0.612	0.412	0.184	0.864	0.751	0.960	0.636	0.523	0.732	0.671
B. Body-worn (1-g SAR)	Rear	1.190	0.026	0.034		0.014	0.017		0.020	0.015	1.216	1.224	1.250	1.204	1.207	1.221	1.210	1.205	1.224	1.227	1.241	1.219	1.222	1.236	1.244
	Front	0.187	0.113	0.081		0.151	0.230		0.064	0.062	0.300	0.268	0.381	0.338	0.417	0.568	0.251	0.249	0.402	0.481	0.632	0.400	0.479	0.630	0.332
C. Hotspot (1-g SAR)	Rear	0.742	0.041	0.052		0.028	0.021		0.026	0.021	0.783	0.794	0.835	0.770	0.763	0.791	0.768	0.763	0.796	0.789	0.817	0.791	0.784	0.812	0.820
	Front	0.191	0.398	0.209		0.286	0.251		0.106	0.082	0.589	0.400	0.798	0.477	0.442	0.728	0.297	0.273	0.583	0.548	0.834	0.559	0.524	0.810	0.506
	Edge 1		0.398	0.209		0.286	0.251		0.178	0.136															
	Edge 2	0.195		0.209			0.251			0.015	0.195	0.404	0.404	0.195	0.446	0.446	0.195	0.210	0.195	0.446	0.446	0.210	0.461	0.461	0.404
	Edge 3	1.066																							
	Edge 4	0.086	0.398	0.209		0.286	0.251		0.029	0.023	0.484	0.295	0.693	0.372	0.337	0.623	0.115	0.109	0.401	0.366	0.652	0.395	0.360	0.646	0.324
D. Product Specific (10-g SAR)	Rear	1.898				0.020	0.033							1.918	1.931	1.951									
	Front					1.290	1.212																		
	Edge 1					1.323	0.575																		
	Edge 2						1.212																		
	Edge 3	2.577																							
	Edge 4					1.323	1.212																		

RSDB Wi-Fi scenarios

RF Exposure	Test Position	Standalone SAR (W/kg)								Sum of SAR (W/kg)											
		1	2	3	4	5	6	7	8	1 + 2 + 5	1 + 2 + 6	1 + 3 + 5	1 + 3 + 6	A : 1 + 4 + 5 B/C : 1 + 2 + 3 + 5	A : 1 + 4 + 6 B/C : 1 + 2 + 3 + 6	A : 1 + 2 + 7 B/C : 1 + 2 + 5 + 6	A : 1 + 3 + 7 B/C : 1 + 3 + 5 + 6	A : 1 + 4 + 7 B/C : 1 + 2 + 3 + 5 + 6	1 + 3 + 5 + 8	1 + 3 + 6 + 8	A : 1 + 3 + 7 + 8 B/C : 1 + 3 + 5 + 6 + 8
		WWAN	DTS Ant.1	DTS Ant.2	DTS MIMO	UNII Ant.1	UNII Ant.2	UNII MIMO	BT Ant.1												
A. Head (1-g SAR)	Left Touch	0.071	0.321	0.259	0.656	0.486	0.339	0.596	0.253	0.878	0.731	0.816	0.669	1.213	1.066	0.988	0.926	1.323	1.069	0.922	1.179
	Left Tilt	0.050	0.321	0.259	0.656	0.486	0.339	0.596	0.320	0.857	0.710	0.795	0.648	1.192	1.045	0.967	0.905	1.302	1.115	0.968	1.225
	Right Touch	0.067	0.321	0.259	0.431	0.486	0.339	0.596	0.341	0.874	0.727	0.812	0.665	0.984	0.837	0.984	0.922	1.094	1.153	1.006	1.263
	Right Tilt	0.064	0.321	0.259	0.513	0.452	0.339	0.548	0.348	0.837	0.724	0.775	0.662	1.029	0.916	0.933	0.871	1.125	1.123	1.010	1.219
B. Body-worn (1-g SAR)	Rear	1.190	0.026	0.034		0.014	0.017		0.020	1.230	1.233	1.238	1.241	1.264	1.267	1.247	1.255	1.281	1.258	1.261	1.275
	Front	0.187	0.113	0.081		0.151	0.230		0.064	0.451	0.530	0.419	0.498	0.532	0.611	0.681	0.649	0.762	0.483	0.562	0.713
C. Hotspot (1-g SAR)	Rear	0.742	0.041	0.052		0.028	0.021		0.026	0.811	0.804	0.822	0.815	0.863	0.856	0.832	0.843	0.884	0.848	0.841	0.869
	Front	0.191	0.398	0.209		0.286	0.251		0.106	0.875	0.840	0.686	0.651	1.084	1.049	1.126	0.937	1.335	0.792	0.757	1.043
	Edge 1		0.398	0.209		0.286	0.251		0.178												
	Edge 2	0.195		0.209			0.251			0.195	0.446	0.404	0.655	0.404	0.655	0.446	0.655	0.655	0.404	0.655	0.655
	Edge 3	1.066																			
	Edge 4	0.086	0.398	0.209		0.286	0.251		0.029	0.770	0.735	0.581	0.546	0.979	0.944	1.021	0.832	1.230	0.610	0.575	0.861

Note(s):

1. Blue values are reference from highest SAR value of *initial test position* procedure in each RF exposure of each bands.
2. For UNII, MIMO SAR test were additionally evaluated at Head exposure conditions for determining simultaneous transmission SAR test exclusion.

This report shall not be reproduced except in full, without the written approval of UL Korea, Ltd.

SUM of the SAR for LTE Band 66 & Wi-Fi & BT (Continued)

UMPC Mini-tablet (Folder Opened)

Normal Wi-Fi scenarios

RF Exposure	Test Position	Standalone SAR (W/kg)									Sum of SAR (W/kg)														
		1	2	3	4	5	6	7	8	9	1 + 2	1 + 3	1 + 4	1 + 5	1 + 6	E : 1 + 7 F : 1 + 5 + 6	1 + 8	1 + 9	1 + 5 + 8	1 + 6 + 8	E : 1 + 7 + 8 F : 1 + 5 + 6 + 8	1 + 5 + 9	1 + 6 + 9	E : 1 + 7 + 9 F : 1 + 5 + 6 + 9	1 + 3 + 8
		WWAN	DTS Ant.1	DTS Ant.2	DTS MIMO	UNII Ant.1	UNII Ant.2	UNII MIMO	BT Ant.1	BT Ant.2															
E. UMPC-Body (1-g SAR)	Rear	0.895	0.320	0.256	0.498	0.274	0.150	0.236	0.206	0.162	1.215	1.151	1.393	1.169	1.045	1.131	1.101	1.057	1.375	1.251	1.337	1.331	1.207	1.293	1.357
	Front	0.849	0.161	0.190	0.405	0.104	0.058	0.107	0.148	0.109	1.010	1.039	1.254	0.953	0.907	0.956	0.997	0.958	1.101	1.055	1.104	1.062	1.016	1.065	1.187
	Edge 1		0.505	0.357	0.498	0.274	0.150	0.236	0.421	0.120															
	Edge 2	0.451																							
	Edge 3	0.897																							
	Edge 4			0.357	0.492		0.150	0.236		0.276															
F. UMPC-Extremity (10-g SAR)	Rear	1.513	0.947	0.881	1.204	0.720	0.413		0.700	0.320	2.460	2.394	2.717	2.233	1.926	2.646	2.213	1.833	2.933	2.626	3.346	2.553	2.246	2.966	3.094
	Front	1.020	0.804	0.447	0.795	1.147	0.413		0.600	0.389	1.824	1.467	1.815	2.167	1.433	2.580	1.620	1.409	2.767	2.033	3.180	2.556	1.822	2.969	2.067
	Edge 1		1.065	1.675	1.181	1.147	0.413		0.916	0.449															
	Edge 2	1.776																							
	Edge 3	2.826																							
	Edge 4			1.675	1.652		0.413			0.969															

RSDB Wi-Fi scenarios

RF Exposure	Test Position	Standalone SAR (W/kg)								Sum of SAR (W/kg)											
		1	2	3	4	5	6	7	8	1 + 2 + 5	1 + 2 + 6	1 + 3 + 5	1 + 3 + 6	1 + 4 + 5	1 + 4 + 6	1 + 2 + 7	1 + 3 + 7	1 + 4 + 7	1 + 3 + 5 + 8	1 + 3 + 6 + 8	1 + 3 + 7 + 8
		WWAN	DTS Ant.1	DTS Ant.2	DTS MIMO	UNII Ant.1	UNII Ant.2	UNII MIMO	BT Ant.1												
E. UMPC-Body (1-g SAR)	Rear	0.895	0.320	0.256	0.498	0.274	0.150	0.236	0.206	1.489	1.365	1.425	1.301	1.667	1.543	1.451	1.387	1.629	1.631	1.507	1.593
	Front	0.849	0.161	0.190	0.405	0.104	0.058	0.107	0.148	1.114	1.068	1.143	1.097	1.358	1.312	1.117	1.146	1.361	1.291	1.245	1.294
	Edge 1		0.505	0.357	0.498	0.274	0.150	0.236	0.421												
	Edge 2	0.451																			
	Edge 3	0.897																			
	Edge 4			0.357	0.492		0.150	0.236													
F. UMPC-Extremity (10-g SAR)	Rear	1.513	0.947	0.881	1.204	0.268	0.188	0.228	0.700	2.728	2.648	2.662	2.582	2.985	2.905	2.688	2.622	2.945	3.362	3.282	3.322
	Front	1.020	0.804	0.447	0.795	0.478	0.188	0.141	0.600	2.302	2.012	1.945	1.655	2.293	2.003	1.965	1.608	1.956	2.545	2.255	2.208
	Edge 1		1.065	1.675	1.181	0.478	0.188	0.481	0.916												
	Edge 2	1.776																			
	Edge 3	2.826																			
	Edge 4			1.675	1.652		0.188	0.481													

Note(s):

1. Blue values are reference from highest SAR value of *initial test position* procedure in each RF exposure of each bands.
2. For UNII, MIMO SAR test were additionally evaluated at Head exposure conditions for determining simultaneous transmission SAR test exclusion.
3. For Simultaneous transmission scenarios (Sum of SAR) exceeding FCC limit, SPLSR calculation was applied. Please refer to Section 12.14

This report shall not be reproduced except in full, without the written approval of UL Korea, Ltd.

12.14 SPLSR ratio for WWAN & Wi-Fi & BT

Please refer to Section 12.1 to 12.13.

	RF Exposure	Test Position	Standalone SAR (W/kg)								Sum of SAR (W/kg)		Calculated distance (mm)	SPLSR (1g SAR < 0.04) (10g SAR < 0.10)	Volume Scan (Yes/ No)	Figure
			1	2	3	4	5	6	7	8						
			WWAN	DTS Ant.1	DTS Ant.2	DTS MIMO	UNII Ant.1	UNII Ant.2	UNII MIMO	BT Ant.1						
GSM 850	UMPC-Body (1-g SAR)	Rear	0.865			0.498	0.274				1+4+5	1.637				1
			0.865			0.498					1+4	1.363	162.2	0.01	No	
			0.865				0.274				1+5	1.139	148.7	0.01	No	
						0.498	0.274				4+5	0.772	46.2	0.01	No	
	UMPC-Body (1-g SAR)	Rear	0.865			0.498			0.236		1+4+7	1.599				2
			0.865			0.498					1+4	1.363	162.2	0.01	No	
			0.865						0.236		1+7	1.101	148.6	0.01	No	
						0.498			0.236		4+7	0.734	46.0	0.01	No	
	UMPC-Body (1-g SAR)	Rear	0.865		0.256		0.274			0.206	1+3+5+8	1.601				3
			0.865		0.256						1+3	1.121	173.0	0.01	No	
			0.865				0.274				1+5	1.139	148.7	0.01	No	
			0.865							0.206	1+8	1.071	171.1	0.01	No	
					0.256		0.274				3+5	0.530	58.1	0.01	No	
					0.256					0.206	3+8	0.462	23.0	0.01	No	
							0.274			0.206	5+8	0.480	38.6	0.01	No	
WCDMA Band II	UMPC-Body (1-g SAR)	Rear	1.045	0.320			0.274				1+2+5	1.639				4
			1.045	0.320							1+2	1.365	167.4	0.01	No	
			1.045				0.274				1+5	1.319	159.4	0.01	No	
				0.320			0.274					0.594	10.4	0.04	No	
	UMPC-Body (1-g SAR)	Rear	1.045			0.498	0.274				1+4+5	1.817				5
			1.045			0.498					1+4	1.543	167.5	0.01	No	
			1.045				0.274				1+5	1.319	159.4	0.01	No	
						0.498	0.274				4+5	0.772	46.2	0.01	No	
	UMPC-Body (1-g SAR)	Rear	1.045			0.498		0.150			1+4+6	1.693				6
			1.045			0.498					1+4	1.543	167.5	0.01	No	
			1.045					0.150			1+6	1.195	181.3	0.01	No	
						0.498		0.150			4+6	0.648	14.4	0.04	No	
	UMPC-Body (1-g SAR)	Rear	1.045	0.320					0.236		1+2+7	1.601				7
			1.045	0.320							1+2	1.365	167.4	0.01	No	
			1.045						0.236		1+7	1.281	159.2	0.01	No	
				0.320					0.236		2+7	0.556	10.4	0.04	No	
	UMPC-Body (1-g SAR)	Rear	1.045			0.498			0.236		1+4+7	1.779				8
			1.045			0.498					1+4	1.543	167.5	0.01	No	
			1.045						0.236		1+7	1.281	159.2	0.01	No	
						0.498			0.236		4+7	0.734	46.0	0.01	No	
	UMPC-Body (1-g SAR)	Rear	1.045		0.256		0.274			0.206	1+3+5+8	1.781				9
			1.045		0.256						1+3	1.301	177.3	0.01	No	
			1.045				0.274				1+5	1.319	159.4	0.01	No	
			1.045							0.206	1+8	1.251	178.0	0.01	No	
					0.256		0.274				3+5	0.530	58.1	0.01	No	
					0.256					0.206	3+8	0.462	23.0	0.01	No	
							0.274			0.206	5+8	0.480	38.6	0.01	No	
	UMPC-Body (1-g SAR)	Rear	1.045		0.256			0.150		0.206	1+3+6+8	1.657				10
			1.045		0.256						1+3	1.301	177.3	0.01	No	
			1.045					0.150			1+6	1.195	181.3	0.01	No	
			1.045							0.206	1+8	1.251	178.0	0.01	No	
					0.256			0.150			3+6	0.406	7.4	0.03	No	
					0.256					0.206	3+8	0.462	23.0	0.01	No	
								0.150		0.206	6+8	0.356	18.3	0.01	No	
	UMPC-Body (1-g SAR)	Rear	1.045		0.256				0.236	0.206	1+3+7+8	1.743				11
			1.045		0.256						1+3	1.301	177.3	0.01	No	
			1.045						0.236		1+7	1.281	159.2	0.01	No	
			1.045							0.206	1+8	1.251	178.0	0.01	No	
					0.256				0.236		3+7	0.492	57.8	0.01	No	
					0.256					0.206	3+8	0.462	23.0	0.01	No	
									0.236	0.206	7+8	0.442	38.4	0.01	No	

This report shall not be reproduced except in full, without the written approval of UL Korea, Ltd.

	RF Exposure	Test Position	Standalone SAR (W/kg)									Sum of SAR (W/kg)		Calculated distance (mm)	SPLSR (1g SAR < 0.04) (10g SAR < 0.10)	Volume Scan (Yes/ No)	Figure
			1	2	3	4	5	6	7	8	9						
			WWAN	DTS Ant.1	DTS Ant.2	DTS MIMO	UNII Ant.1	UNII Ant.2	UNII MIMO	BT Ant.1	BT Ant.2						
WCDMA Band IV	UMPC-Body (1-g SAR)	Rear	1.295	0.320			0.274					1 + 2 + 5 (1 + 2)	1.889				12
			1.295	0.320								1 + 2	1.615	167.9	0.01	No	
			1.295				0.274					1 + 5	1.569	159.9	0.01	No	
				0.320			0.274						0.594	10.4	0.04	No	
	UMPC-Body (1-g SAR)	Rear	1.295	0.320				0.150				1 + 2 + 6	1.765				13
			1.295	0.320								1 + 2	1.615	167.9	0.01	No	
			1.295					0.150				1 + 5	1.445	181.3	0.01	No	
				0.320				0.150					0.470	48.5	0.01	No	
	UMPC-Body (1-g SAR)	Rear	1.295			0.498	0.274					1 + 4 + 5 (1+4)	2.067				14
			1.295			0.498						1 + 4	1.793	167.6	0.01	No	
			1.295				0.274					1 + 5	1.569	159.9	0.01	No	
						0.498	0.274					4 + 5	0.772	46.2	0.01	No	
	UMPC-Body (1-g SAR)	Rear	1.295			0.498		0.150				1 + 4 + 6	1.943				15
			1.295			0.498						1 + 4	1.793	167.6	0.01	No	
			1.295					0.150				1 + 6	1.445	181.3	0.01	No	
						0.498		0.150				4 + 6	0.648	14.4	0.04	No	
	UMPC-Body (1-g SAR)	Rear	1.295	0.320					0.236			1 + 2 + 7	1.851				16
			1.295	0.320								1 + 2	1.615	167.9	0.01	No	
			1.295						0.236			1 + 7	1.531	159.8	0.01	No	
				0.320					0.236			2 + 7	0.556	10.4	0.04	No	
	UMPC-Body (1-g SAR)	Rear	1.295			0.498			0.236			1 + 4 + 7	2.029				17
			1.295			0.498						1 + 4	1.793	167.6	0.01	No	
			1.295						0.236			1 + 7	1.531	159.8	0.01	No	
						0.498			0.236			4 + 7	0.734	46.0	0.01	No	
	UMPC-Body (1-g SAR)	Rear	1.295		0.256		0.274			0.206		1 + 3 + 5 + 8 (1 + 3 + 5) (1 + 3 + 8) (1 + 5 + 8)	2.031				18
			1.295		0.256							1 + 3	1.551	177.3	0.01	No	
			1.295				0.274					1 + 5	1.569	159.9	0.01	No	
			1.295							0.206		1 + 8	1.501	178.3	0.01	No	
					0.256		0.274					3 + 5	0.530	58.1	0.01	No	
					0.256					0.206		3 + 8	0.462	23.0	0.01	No	
							0.274			0.206		5 + 8	0.480	38.6	0.01	No	
	UMPC-Body (1-g SAR)	Rear	1.295		0.256			0.150		0.206		1 + 3 + 6 + 8 (1 + 3 + 6) (1 + 6 + 8)	1.907				19
			1.295		0.256							1 + 3	1.551	177.3	0.01	No	
			1.295					0.150				1 + 6	1.445	181.3	0.01	No	
			1.295							0.206		1 + 8	1.501	178.3	0.01	No	
					0.256			0.150				3 + 6	0.406	7.4	0.03	No	
					0.256					0.206		3 + 8	0.462	23.0	0.01	No	
								0.150		0.206		6 + 8	0.356	18.3	0.01	No	
	UMPC-Body (1-g SAR)	Rear	1.295		0.256				0.236	0.206		1 + 3 + 7 + 8 (1 + 3 + 7) (1 + 7 + 8)	1.993				20
			1.295		0.256							1 + 3	1.551	177.3	0.01	No	
			1.295						0.236			1 + 7	1.531	159.8	0.01	No	
			1.295							0.206		1 + 8	1.501	178.3	0.01	No	
					0.256				0.236			3 + 7	0.492	57.8	0.01	No	
					0.256					0.206		3 + 8	0.462	23.0	0.01	No	
									0.236	0.206		7 + 8	0.442	38.4	0.01	No	
	UMPC-Body (1-g SAR)	Rear	1.295				0.274				0.162	1 + 5 + 9	1.731				21
			1.295				0.274					1 + 5	1.569	159.9	0.01	No	
			1.295								0.162	1 + 9	1.457	171.9	0.01	No	
							0.274				0.162	5 + 9	0.436	54.00	0.01	No	
	UMPC-Body (1-g SAR)	Rear	1.295					0.150			0.162	1 + 6 + 9	1.607				22
			1.295					0.150				1 + 6	1.445	181.3	0.01	No	
			1.295								0.162	1 + 9	1.457	171.9	0.01	No	
								0.150			0.162	6 + 9	0.312	10.0	0.02	No	
	UMPC-Body (1-g SAR)	Rear	1.295						0.236		0.162	1 + 7 + 9	1.693				23
			1.295						0.236			1 + 7	1.531	159.8	0.01	No	
			1.295								0.162	1 + 9	1.457	171.9	0.01	No	
									0.236		0.162	7 + 9	0.398	53.7	0.01	No	

This report shall not be reproduced except in full, without the written approval of UL Korea, Ltd.

	RF Exposure	Test Position	Standalone SAR (W/kg) 1 WWAN	2 DTS Ant.1	3 DTS Ant.2	4 DTS MIMO	5 UNII Ant.1	6 UNII Ant.2	7 UNII MIMO	8 BT Ant.1	9 BT Ant.2	Sum of SAR (W/kg)		Calculated distance (mm)	SPLSR (1g SAR < 0.04) (10g SAR < 0.10)	Volume Scan (Yes/ No)	Figure
LTE Band 41	UMPC-Body (1-g SAR)	Rear	1.392	0.320			0.274					1 + 2 + 5 (1 + 2)	1.986				24
			1.392	0.320								1 + 2	1.712	168.1	0.01	No	
			1.392				0.274					1 + 5	1.666	159.9	0.01	No	
				0.320			0.274						0.594	10.4	0.04	No	
	UMPC-Body (1-g SAR)	Rear	1.392	0.320				0.150				1 + 2 + 6	1.862				25
			1.392	0.320								1 + 2	1.712	168.1	0.01	No	
			1.392					0.150				1 + 5	1.542	181.6	0.01	No	
				0.320				0.150					0.470	48.5	0.01	No	
	UMPC-Body (1-g SAR)	Rear	1.392			0.498	0.274					1 + 4 + 5 (1 + 4)	2.164				26
			1.392			0.498						1 + 4	1.890	167.8	0.02	No	
			1.392				0.274					1 + 5	1.666	159.9	0.01	No	
						0.498	0.274					4 + 5	0.772	46.2	0.01	No	
	UMPC-Body (1-g SAR)	Rear	1.392			0.498		0.150				1 + 4 + 6 (1 + 6)	2.040				27
			1.392			0.498						1 + 4	1.890	167.8	0.02	No	
			1.392					0.150				1 + 6	1.542	181.6	0.01	No	
						0.498		0.150				4 + 6	0.648	14.4	0.04	No	
	UMPC-Body (1-g SAR)	Rear	1.392	0.320					0.236			1 + 2 + 7 (1 + 7)	1.948				28
			1.392	0.320								1 + 2	1.712	168.1	0.01	No	
			1.392						0.236			1 + 7	1.628	159.8	0.01	No	
				0.320					0.236			2 + 7	0.556	10.4	0.04	No	
	UMPC-Body (1-g SAR)	Rear	1.392			0.498			0.236			1 + 4 + 7	2.126				29
			1.392			0.498						1 + 4	1.890	167.8	0.02	No	
			1.392						0.236			1 + 7	1.628	159.8	0.01	No	
						0.498			0.236			4 + 7	0.734	46.0	0.01	No	
	UMPC-Body (1-g SAR)	Rear	1.392		0.256		0.274			0.206		1 + 3 + 5 + 8 (1 + 3 + 5) (1 + 3 + 8) (1 + 5 + 8)	2.128				30
			1.392		0.256							1 + 3	1.648	177.7	0.01	No	
			1.392				0.274					1 + 5	1.666	159.9	0.01	No	
			1.392							0.206		1 + 8	1.598	178.5	0.01	No	
					0.256		0.274					3 + 5	0.530	58.1	0.01	No	
					0.256					0.206		3 + 8	0.462	23.0	0.01	No	
							0.274			0.206		5 + 8	0.480	38.6	0.01	No	
	UMPC-Body (1-g SAR)	Rear	1.392		0.256			0.150		0.206		1 + 3 + 6 + 8 (1 + 3 + 6) (1 + 6 + 8) (1 + 8)	2.004				31
			1.392		0.256							1 + 3	1.648	177.7	0.01	No	
			1.392					0.150				1 + 6	1.542	181.6	0.01	No	
			1.392							0.206		1 + 8	1.598	178.5	0.01	No	
					0.256			0.150				3 + 6	0.406	7.4	0.03	No	
					0.256					0.206		3 + 8	0.462	23.0	0.01	No	
								0.150		0.206		6 + 8	0.356	18.3	0.01	No	
	UMPC-Body (1-g SAR)	Rear	1.392		0.256				0.236	0.206		1 + 3 + 7 + 8 (1 + 3 + 7) (1 + 3 + 8) (1 + 7 + 8)	2.090				32
			1.392		0.256							1 + 3	1.648	177.7	0.01	No	
			1.392						0.236			1 + 7	1.628	159.8	0.01	No	
			1.392							0.206		1 + 8	1.598	178.5	0.01	No	
					0.256				0.236			3 + 7	0.492	57.8	0.01	No	
					0.256					0.206		3 + 8	0.462	23.0	0.01	No	
									0.236	0.206		7 + 8	0.442	38.4	0.01	No	
	UMPC-Body (1-g SAR)	Rear	1.392				0.274				0.162	1 + 5 + 9 (1 + 5)	1.828				33
			1.392				0.274					1 + 5	1.666	159.9	0.01	No	
			1.392								0.162	1 + 9	1.554	172.2	0.01	No	
							0.274				0.162	5 + 9	0.436	54.0	0.01	No	
	UMPC-Body (1-g SAR)	Rear	1.392					0.150			0.162	1 + 6 + 9	1.704				34
			1.392					0.150				1 + 6	1.542	181.6	0.01	No	
			1.392								0.162	1 + 9	1.554	172.2	0.01	No	
								0.150			0.162	6 + 9	0.312	10.0	0.02	No	
	UMPC-Body (1-g SAR)	Rear	1.392						0.236		0.162	1 + 7 + 9	1.790				35
			1.392						0.236			1 + 7	1.628	159.8	0.01	No	
			1.392								0.162	1 + 9	1.554	172.2	0.01	No	
									0.236		0.162	7 + 9	0.398	53.7	0.01	No	

This report shall not be reproduced except in full, without the written approval of UL Korea, Ltd.

	RF Exposure	Test Position	Standalone SAR (W/kg)								Sum of SAR (W/kg)		Calculated distance (mm)	SPLSR (1g SAR < 0.04) (10g SAR < 0.10)	Volume Scan (Yes/ No)	Figure
			1	2	3	4	5	6	7	8						
			WWAN	DTS Ant.1	DTS Ant.2	DTS MIMO	UNII Ant.1	UNII Ant.2	UNII MIMO	BT Ant.1						
LTE Band 5	UMPC-Body (1-g SAR)	Rear	0.836			0.498	0.274				1+4+5	1.608				36
			0.836			0.498					1+4	1.334	165.2	0.01	No	
			0.836				0.274				1+5	1.110	152.3	0.01	No	
						0.498	0.274				4+5	0.772	46.2	0.01	No	
LTE Band 12	UMPC-Body (1-g SAR)	Rear	0.852			0.498	0.274				1+4+5	1.624				37
			0.852			0.498					1+4	1.350	163.6	0.01	No	
			0.852				0.274				1+5	1.126	150.9	0.01	No	
						0.498	0.274				4+5	0.772	46.2	0.01	No	
LTE Band 66	UMPC-Body (1-g SAR)	Rear	0.895			0.498	0.274				1+4+5	1.667				38
			0.895			0.498					1+4	1.393	166.1	0.01	No	
			0.895				0.274				1+5	1.169	158.3	0.01	No	
						0.498	0.274				4+5	0.772	46.2	0.01	No	
	UMPC-Body (1-g SAR)	Rear	0.895			0.498			0.236		1+4+7	1.629				39
			0.895			0.498					1+4	1.393	166.1	0.01	No	
			0.895						0.236		1+7	1.131	158.2	0.01	No	
						0.498			0.236		4+7	0.734	46.0	0.01	No	
	UMPC-Body (1-g SAR)	Rear	0.895		0.256		0.274			0.206	1+3+5+8	1.631				40
			0.895		0.256						1+3	1.151	175.9	0.01	No	
			0.895				0.274				1+5	1.169	158.3	0.01	No	
			0.895							0.206	1+8	1.101	176.8	0.01	No	
					0.256		0.274				3+5	0.530	58.1	0.01	No	
					0.256					0.206	3+8	0.462	23.0	0.01	No	
							0.274			0.206	5+8	0.480	38.6	0.01	No	

Conclusion:

Simultaneous transmission SAR measurement (Volume Scan) is not required because the either sum of the 1-g SAR (10-g SAR) is < 1.6 W/kg (4.0 W/kg) or SPLSR is below 0.04 of 1-g SAR.

This report shall not be reproduced except in full, without the written approval of UL Korea, Ltd.

Figure (1)

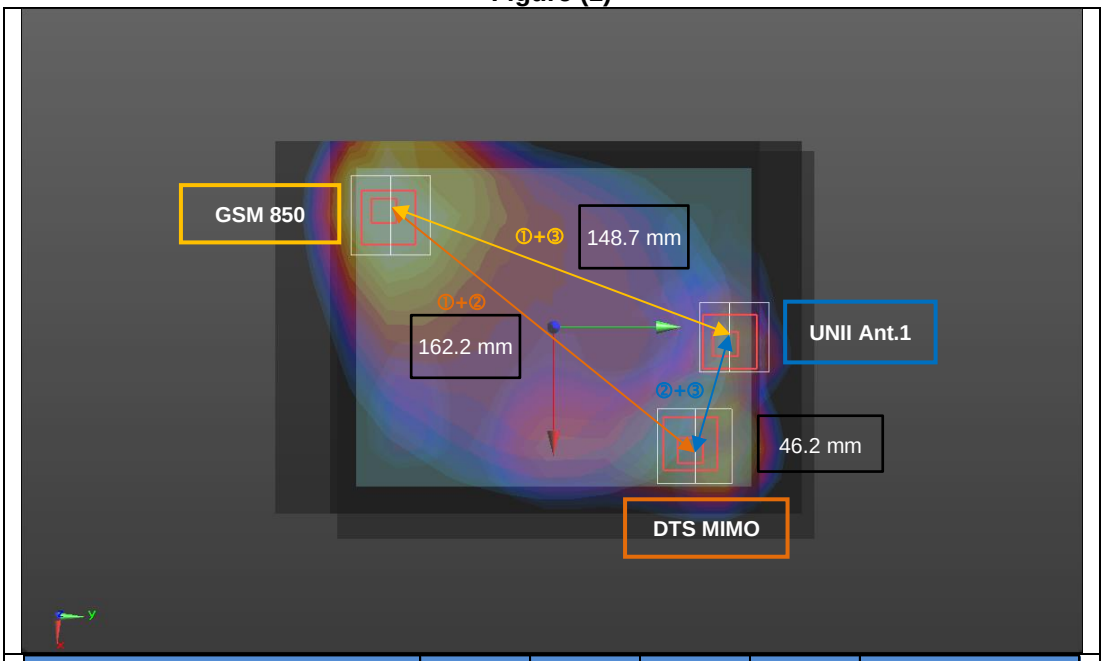

Mode		SAR	X	Y	Z	d: Calculated distance (mm)	
		W/kg	m	m	m		
GSM 850	1	0.865	-0.0482	-0.0687	-0.0033	1 + 2	162.2
DTS MIMO	2	0.498	0.0518	0.0590	-0.0019	1 + 3	148.7
UNII Ant.1	3	0.274	0.0068	0.0694	-0.0011	2 + 3	46.2

The Peak Location Separation Distance is computed by using the formula below :

SQRT((X1-X2)^2+(Y1-Y2)^2+(Z1-Z2)^2)

Figure (2)

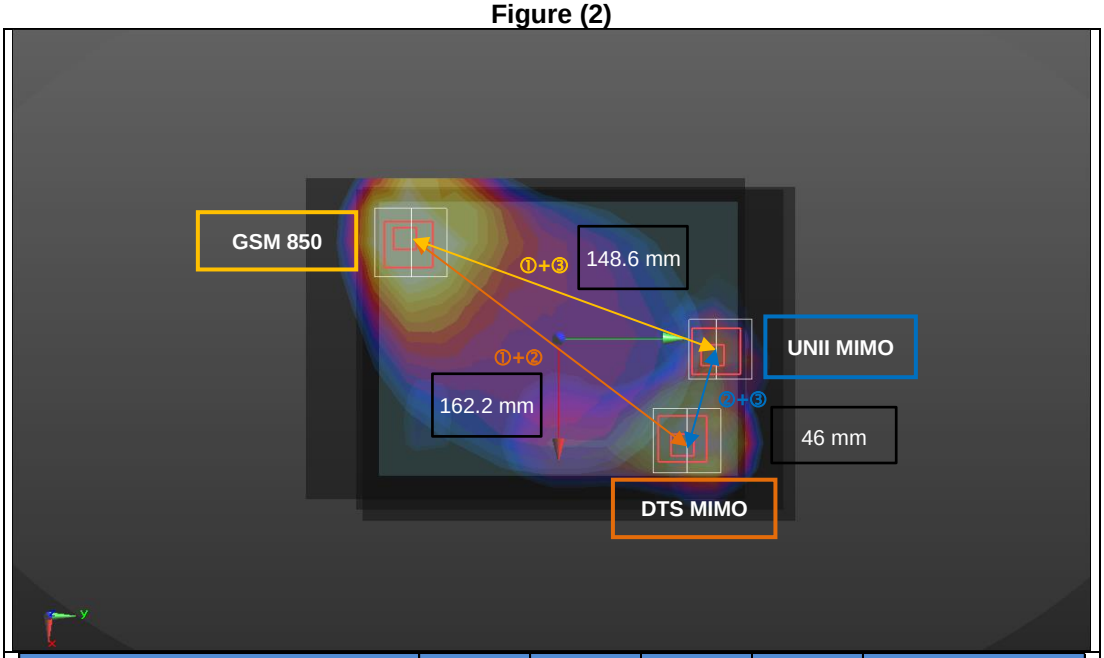

Mode		SAR	X	Y	Z	d: Calculated distance (mm)	
		W/kg	m	m	m		
GSM 850	1	0.865	-0.0482	-0.0687	-0.0033	1 + 2	162.2
DTS MIMO	2	0.498	0.0518	0.0590	-0.0019	1 + 3	148.6
UNII MIMO	3	0.236	0.0070	0.0692	-0.0012	2 + 3	46.0

The Peak Location Separation Distance is computed by using the formula below :

SQRT((X1-X2)^2+(Y1-Y2)^2+(Z1-Z2)^2)

This report shall not be reproduced except in full, without the written approval of UL Korea, Ltd.

Figure (3)

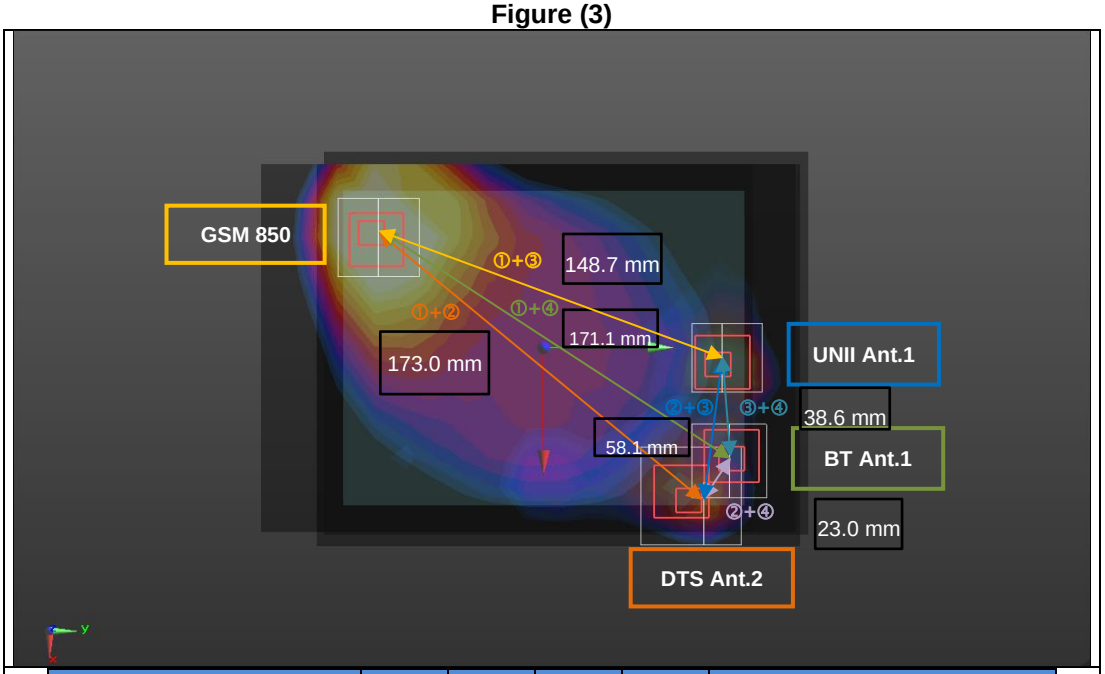

Mode		SAR	X	Y	Z	d: Calculated distance (mm)			
		W/kg	m	m	m				
GSM 850	1	0.865	-0.0482	-0.0687	-0.0033	1 + 2	173.0	2 + 4	23.0
DTS Ant.2	2	0.256	0.0644	0.0626	-0.0039	1 + 3	148.7	3 + 4	38.6
UNII Ant.1	3	0.274	0.0068	0.0694	-0.0011	1 + 4	171.1		
BT Ant.1	4	0.206	0.0450	0.0748	-0.0020	2 + 3	58.1		

The Peak Location Separation Distance is computed by using the formula below :

SQRT((X1-X2)^2+(Y1-Y2)^2+(Z1-Z2)^2)

Figure (4)

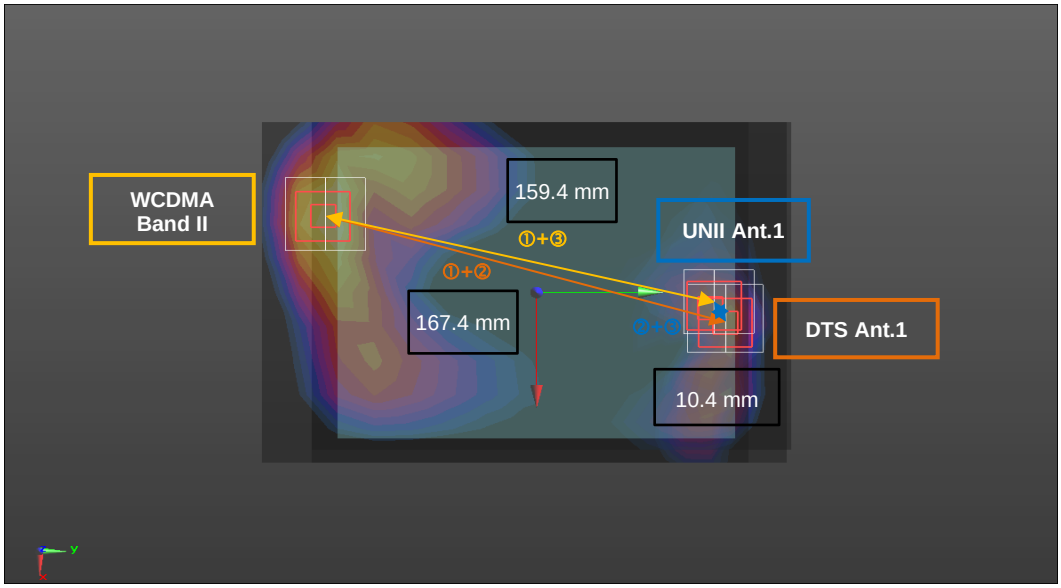

Mode		SAR	X	Y	Z	d: Calculated distance (mm)	
		W/kg	m	m	m		
WCDMA Band II	1	1.045	-0.0345	-0.0845	-0.0032	1 + 2	167.4
DTS Ant.1	2	0.320	0.0144	0.0756	-0.0046	1 + 3	159.4
UNII Ant.1	3	0.274	0.0068	0.0694	-0.0011	2 + 3	10.4

The Peak Location Separation Distance is computed by using the formula below :

SQRT((X1-X2)^2+(Y1-Y2)^2+(Z1-Z2)^2)

This report shall not be reproduced except in full, without the written approval of UL Korea, Ltd.

Figure (5)

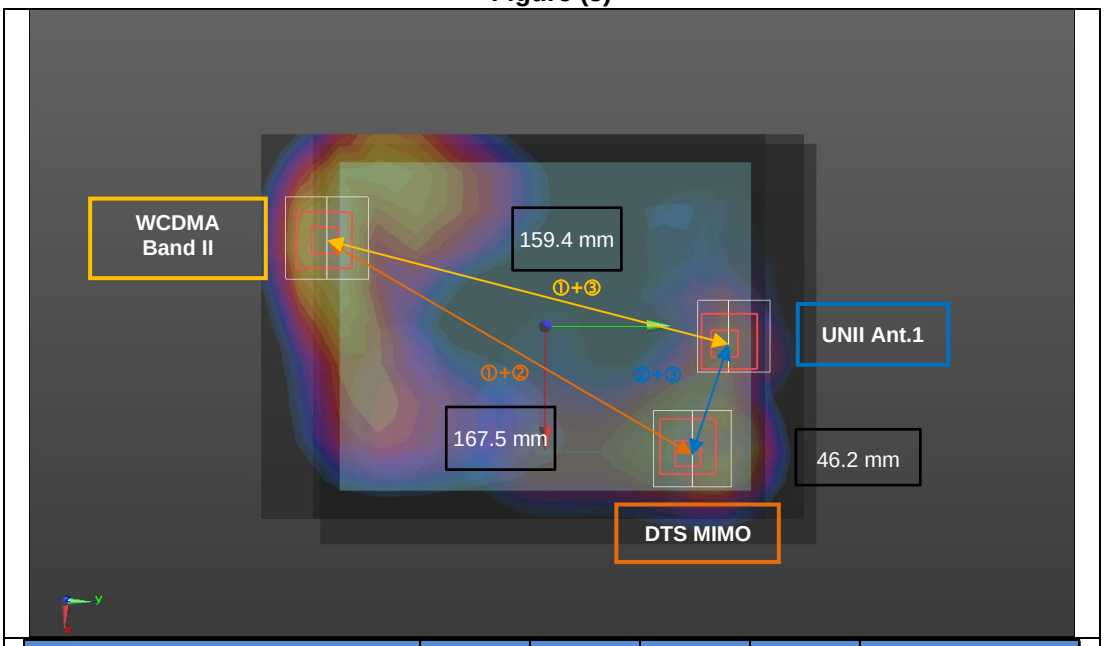

Mode		SAR	X	Y	Z	d: Calculated distance (mm)	
		W/kg	m	m	m		
WCDMA Band II	1	1.045	-0.0345	-0.0845	-0.0032	1 + 2	167.5
DTS MIMO	2	0.498	0.0518	0.0590	-0.0019	1 + 3	159.4
UNII Ant.1	3	0.274	0.0068	0.0694	-0.0011	2 + 3	46.2

The Peak Location Separation Distance is computed by using the formula below :

SQRT((X1-X2)^2+(Y1-Y2)^2+(Z1-Z2)^2)

Figure (6)

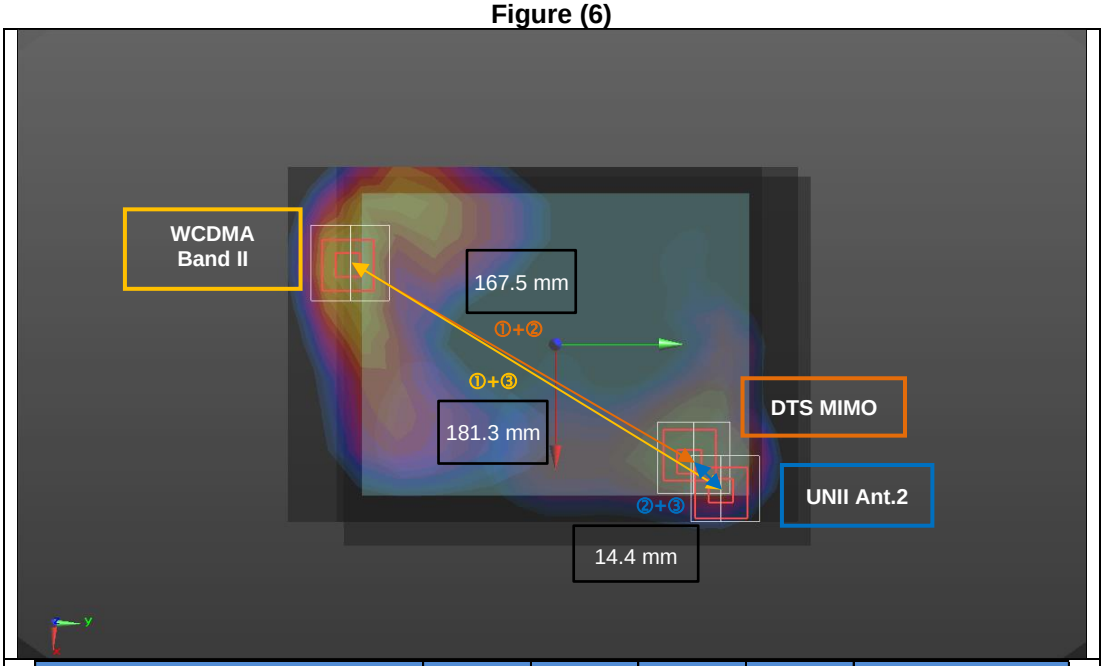

Mode		SAR	X	Y	Z	d: Calculated distance (mm)	
		W/kg	m	m	m		
WCDMA Band II	1	1.045	-0.0345	-0.0845	-0.0032	1 + 2	167.5
DTS MIMO	2	0.498	0.0518	0.0590	-0.0019	1 + 3	181.3
UNII Ant.2	3	0.150	0.0622	0.0688	-0.0005	2 + 3	14.4

The Peak Location Separation Distance is computed by using the formula below :

SQRT((X1-X2)^2+(Y1-Y2)^2+(Z1-Z2)^2)

This report shall not be reproduced except in full, without the written approval of UL Korea, Ltd.

Figure (7)

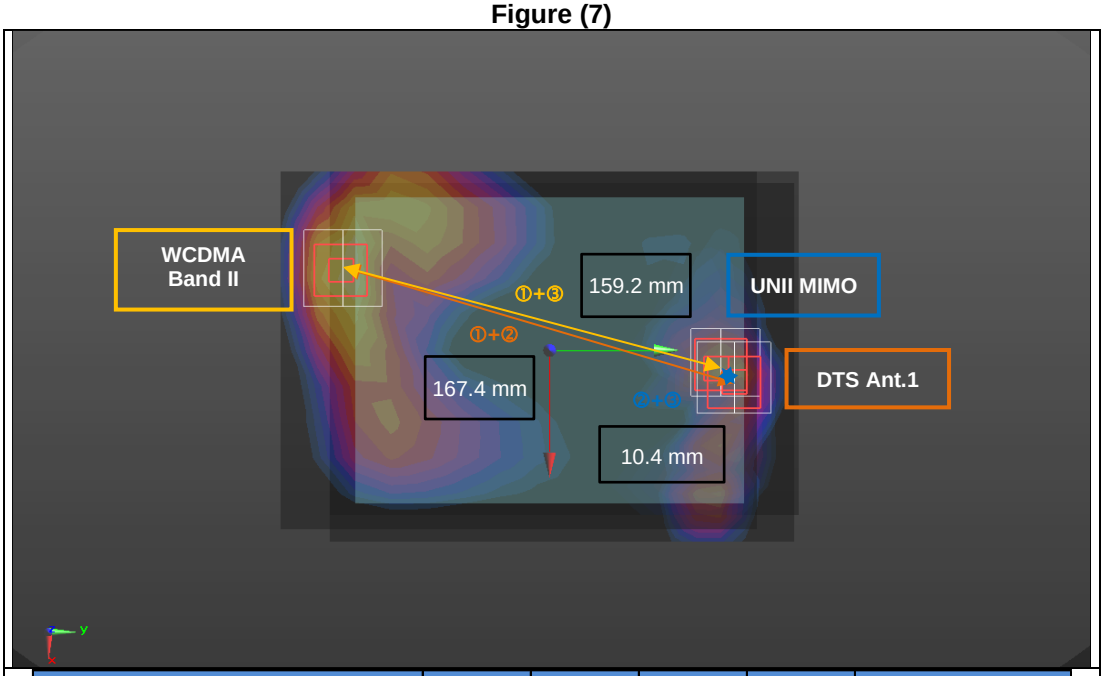

Mode		SAR	X	Y	Z	d: Calculated distance (mm)	
		W/kg	m	m	m		
WCDMA Band II	1	1.045	-0.0345	-0.0845	-0.0032	1 + 2	167.4
DTS Ant.1	2	0.320	0.0144	0.0756	-0.0046	1 + 3	159.2
UNII MIMO	3	0.236	0.0070	0.0692	-0.0012	2 + 3	10.4

The Peak Location Separation Distance is computed by using the formula below :

SQRT((X1-X2)^2+(Y1-Y2)^2+(Z1-Z2)^2)

Figure (8)

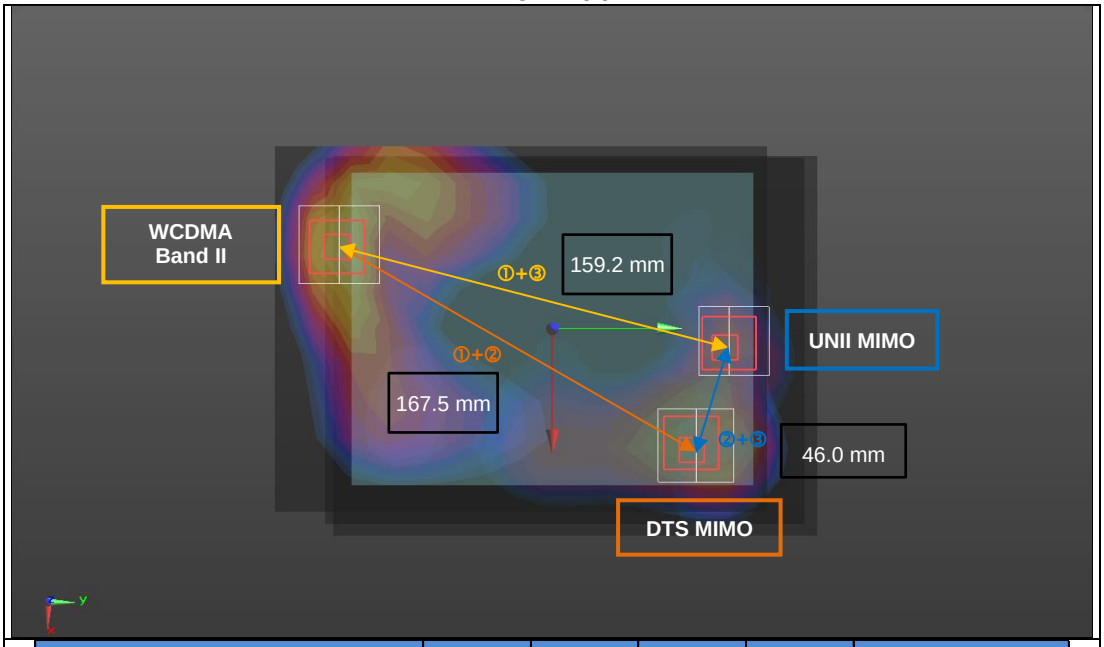

Mode		SAR	X	Y	Z	d: Calculated distance (mm)	
		W/kg	m	m	m		
WCDMA Band II	1	1.045	-0.0345	-0.0845	-0.0032	1 + 2	167.5
DTS MIMO	2	0.498	0.0518	0.0590	-0.0019	1 + 3	159.2
UNII MIMO	3	0.236	0.0070	0.0692	-0.0012	2 + 3	46.0

The Peak Location Separation Distance is computed by using the formula below :

SQRT((X1-X2)^2+(Y1-Y2)^2+(Z1-Z2)^2)

This report shall not be reproduced except in full, without the written approval of UL Korea, Ltd.

Figure (9)

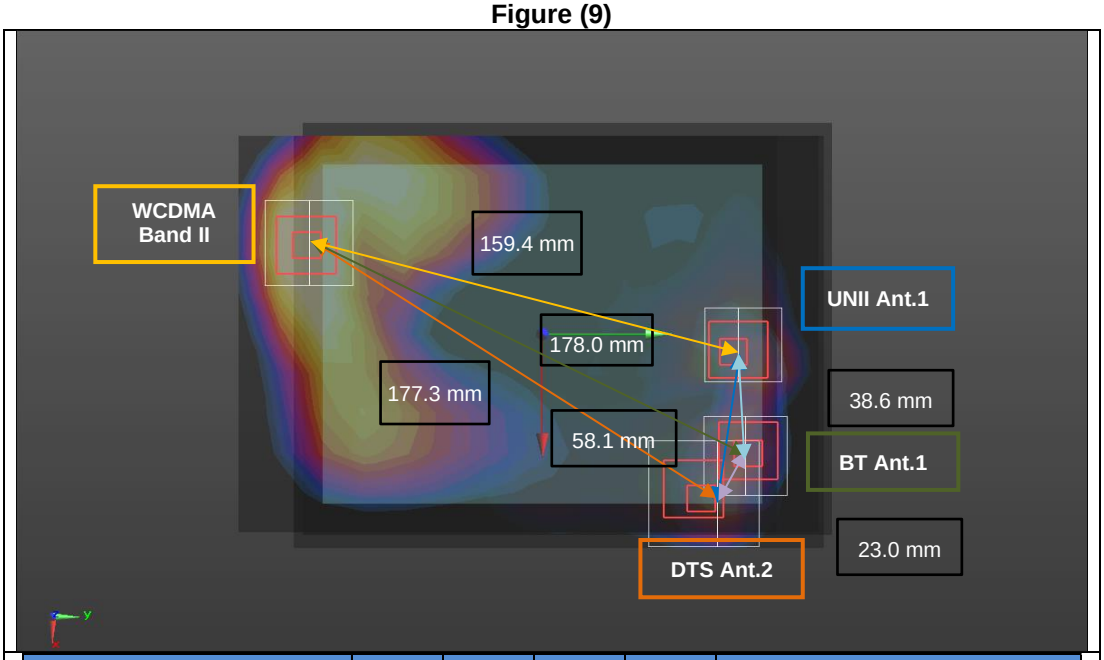

Mode		SAR	X	Y	Z	d: Calculated distance (mm)			
		W/kg	m	m	m				
WCDMA Band II	1	1.045	-0.0345	-0.0845	-0.0032	1 + 2	177.3	2 + 4	23.0
DTS Ant.2	2	0.256	0.0644	0.0626	-0.0039	1 + 3	159.4	3 + 4	38.6
UNII Ant.1	3	0.274	0.0068	0.0694	-0.0011	1 + 4	178.0		
BT Ant.1	4	0.206	0.0450	0.0748	-0.0020	2 + 3	58.1		

The Peak Location Separation Distance is computed by using the formula below :

SQRT((X1-X2)^2+(Y1-Y2)^2+(Z1-Z2)^2)

Figure (10)

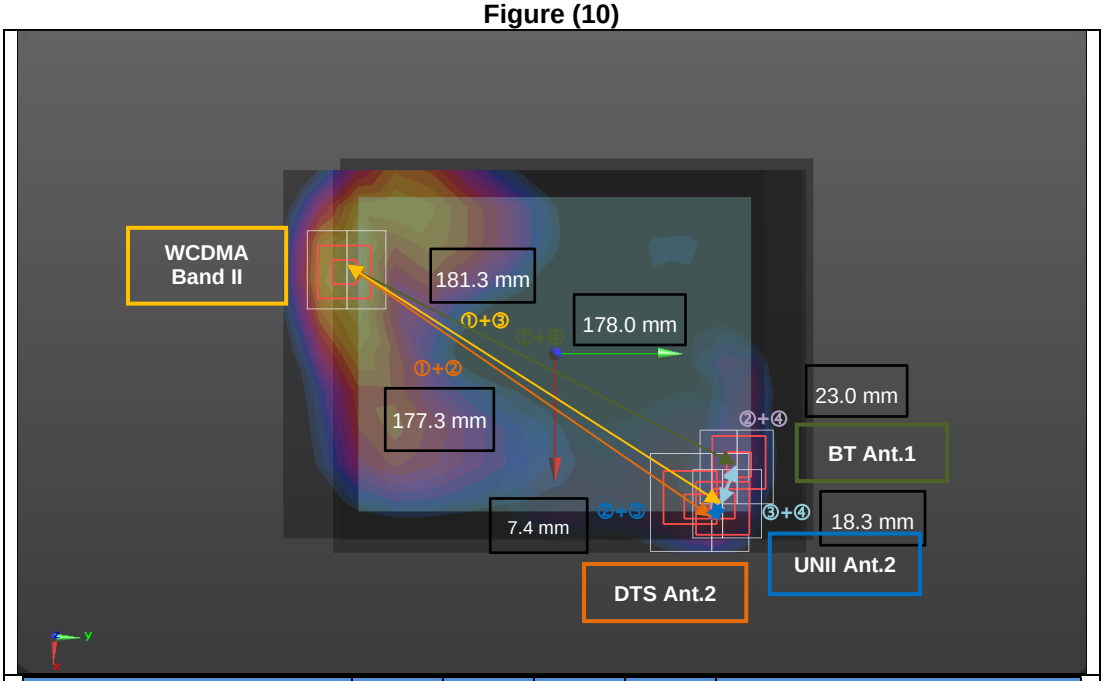

Mode		SAR	X	Y	Z	d: Calculated distance (mm)			
		W/kg	m	m	m				
WCDMA Band II	1	1.045	-0.0345	-0.0845	-0.0032	1 + 2	177.3	2 + 4	23.0
DTS Ant.2	2	0.256	0.0644	0.0626	-0.0039	1 + 3	181.3	3 + 4	18.3
UNII Ant.2	3	0.150	0.0622	0.0688	-0.0005	1 + 4	178.0		
BT Ant.1	4	0.206	0.0450	0.0748	-0.0020	2 + 3	7.4		

The Peak Location Separation Distance is computed by using the formula below :

SQRT((X1-X2)^2+(Y1-Y2)^2+(Z1-Z2)^2)

This report shall not be reproduced except in full, without the written approval of UL Korea, Ltd.

Figure (11)

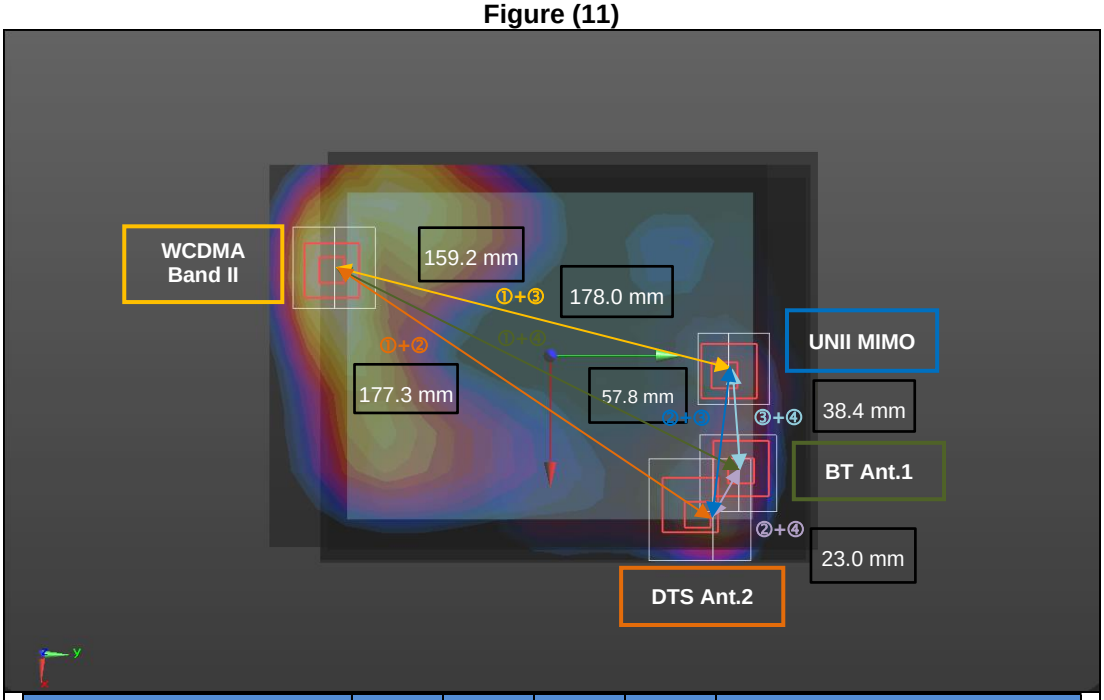

Mode		SAR	X	Y	Z	d: Calculated distance (mm)			
		W/kg	m	m	m				
WCDMA Band II	1	1.045	-0.0345	-0.0845	-0.0032	1 + 2	177.3	2 + 4	23.0
DTS Ant.2	2	0.256	0.0644	0.0626	-0.0039	1 + 3	159.2	3 + 4	38.4
UNII MIMO	3	0.236	0.0070	0.0692	-0.0012	1 + 4	178.0		
BT Ant.1	4	0.206	0.0450	0.0748	-0.0020	2 + 3	57.8		

The Peak Location Separation Distance is computed by using the formula below :

SQRT((X1-X2)^2+(Y1-Y2)^2+(Z1-Z2)^2)

Figure (12)

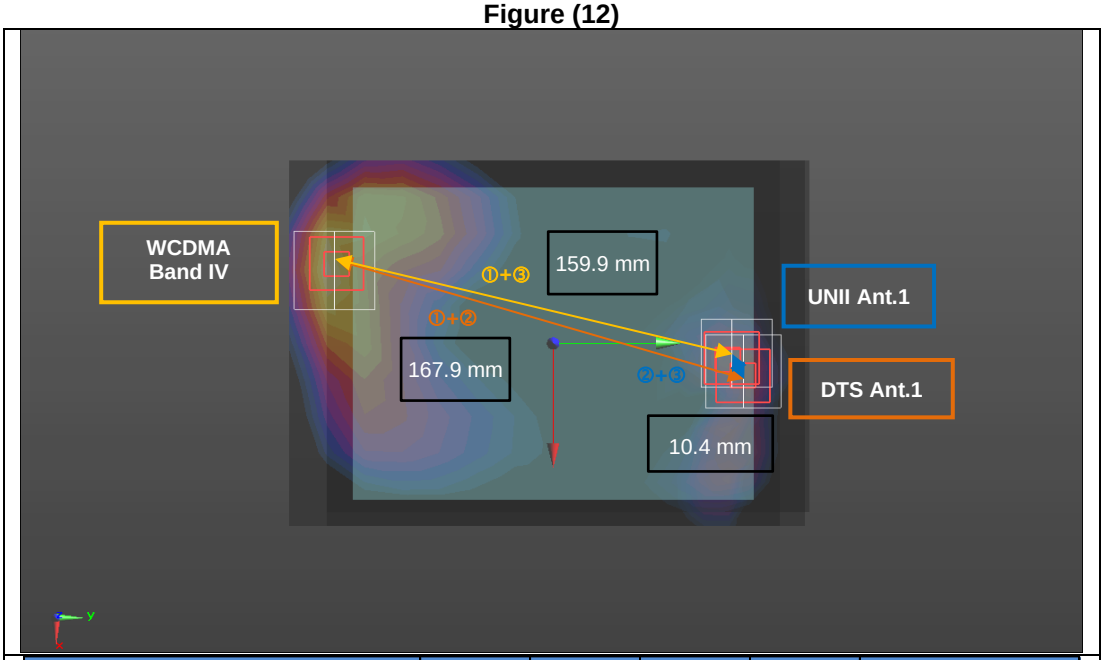

Mode		SAR	X	Y	Z	d: Calculated distance (mm)	
		W/kg	m	m	m		
WCDMA Band IV	1	1.295	-0.0332	-0.0854	-0.0030	1 + 2	167.9
DTS Ant.1	2	0.320	0.0144	0.0756	-0.0046	1 + 3	159.9
UNII Ant.1	3	0.274	0.0068	0.0694	-0.0011	2 + 3	10.4

The Peak Location Separation Distance is computed by using the formula below :

SQRT((X1-X2)^2+(Y1-Y2)^2+(Z1-Z2)^2)

This report shall not be reproduced except in full, without the written approval of UL Korea, Ltd.

Figure (13)

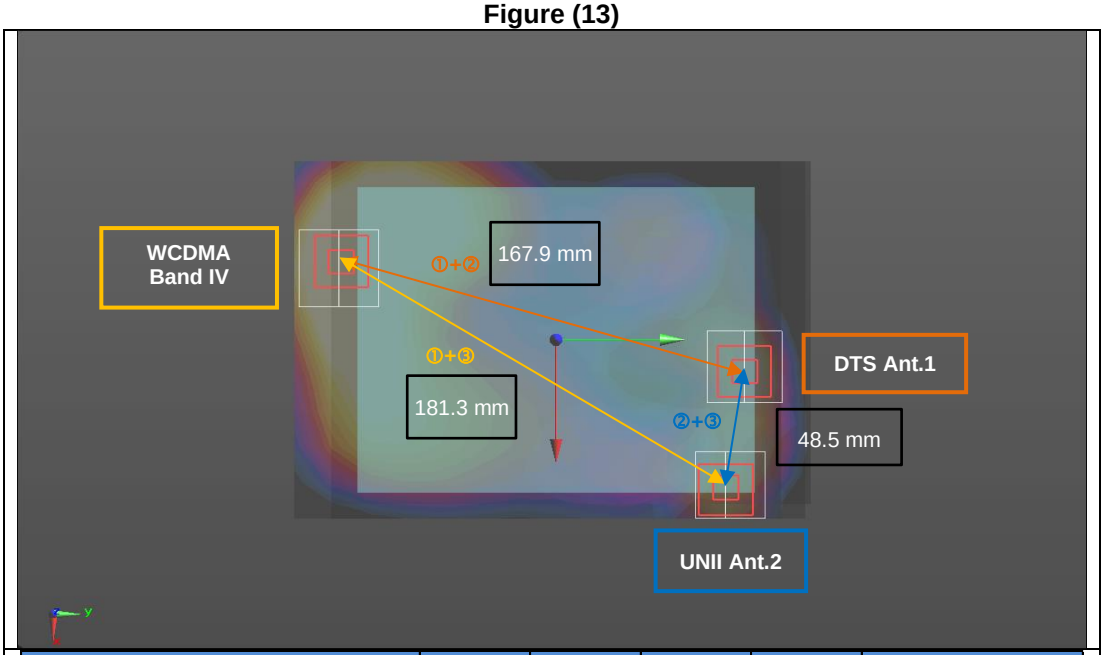

Mode		SAR	X	Y	Z	d: Calculated distance (mm)	
		W/kg	m	m	m		
WCDMA Band IV	1	1.295	-0.0332	-0.0854	-0.0030	1 + 2	167.9
DTS Ant.1	2	0.320	0.0144	0.0756	-0.0046	1 + 3	181.3
UNII Ant.2	3	0.150	0.0622	0.0688	-0.0005	2 + 3	48.5

The Peak Location Separation Distance is computed by using the formula below :

SQRT((X1-X2)^2+(Y1-Y2)^2+(Z1-Z2)^2)

Figure (14)

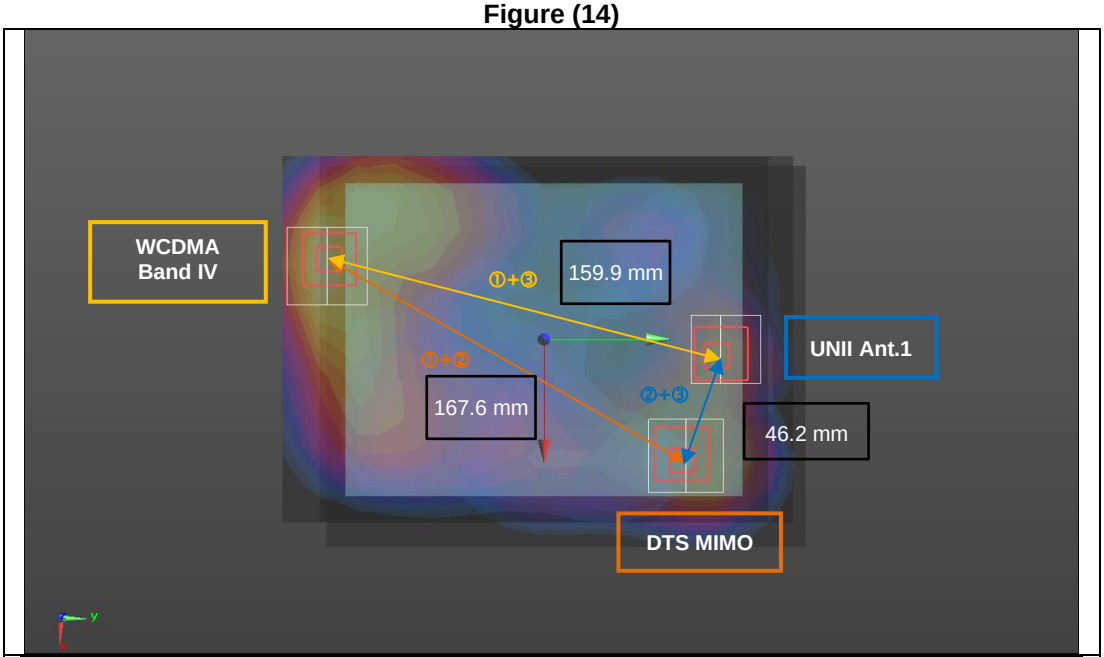

Mode		SAR	X	Y	Z	d: Calculated distance (mm)	
		W/kg	m	m	m		
WCDMA Band IV	1	1.295	-0.0332	-0.0854	-0.0030	1 + 2	167.6
DTS MIMO	2	0.498	0.0518	0.0590	-0.0019	1 + 3	159.9
UNII Ant.1	3	0.274	0.0068	0.0694	-0.0011	2 + 3	46.2

The Peak Location Separation Distance is computed by using the formula below :

SQRT((X1-X2)^2+(Y1-Y2)^2+(Z1-Z2)^2)

This report shall not be reproduced except in full, without the written approval of UL Korea, Ltd.

Figure (15)

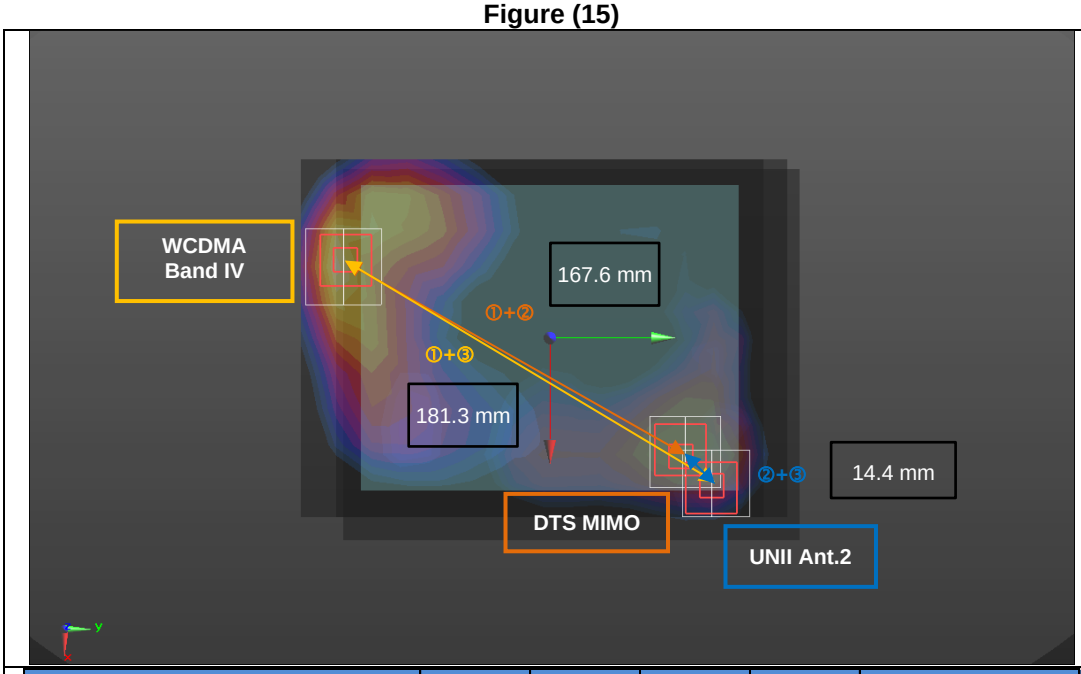

Mode		SAR	X	Y	Z	d: Calculated distance (mm)	
		W/kg	m	m	m		
WCDMA Band IV	1	1.295	-0.0332	-0.0854	-0.0030	1 + 2	167.6
DTS MIMO	2	0.498	0.0518	0.0590	-0.0019	1 + 3	181.3
UNII Ant.2	3	0.150	0.0622	0.0688	-0.0005	2 + 3	14.4

The Peak Location Separation Distance is computed by using the formula below :

SQRT((X1-X2)^2+(Y1-Y2)^2+(Z1-Z2)^2)

Figure (16)

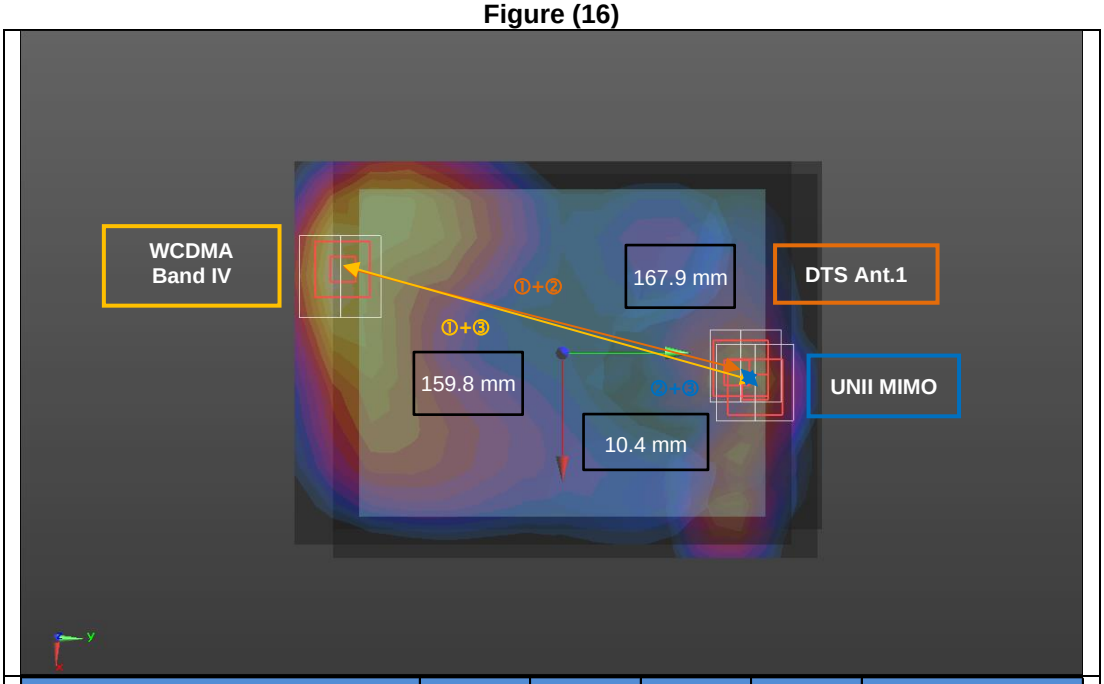

Mode		SAR	X	Y	Z	d: Calculated distance (mm)	
		W/kg	m	m	m		
WCDMA Band IV	1	1.295	-0.0332	-0.0854	-0.0030	1 + 2	167.9
DTS Ant.1	2	0.320	0.0144	0.0756	-0.0046	1 + 3	159.8
UNII MIMO	3	0.236	0.0070	0.0692	-0.0012	2 + 3	10.4

The Peak Location Separation Distance is computed by using the formula below :

SQRT((X1-X2)^2+(Y1-Y2)^2+(Z1-Z2)^2)

This report shall not be reproduced except in full, without the written approval of UL Korea, Ltd.

Figure (17)

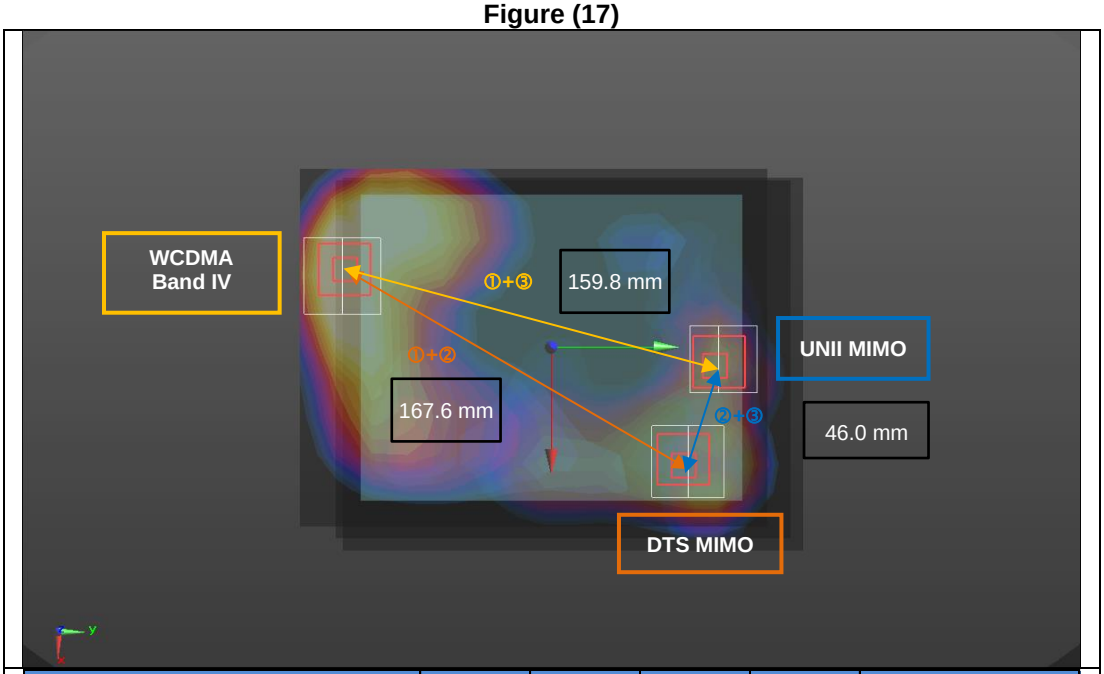

Mode		SAR	X	Y	Z	d: Calculated distance (mm)	
		W/kg	m	m	m		
WCDMA Band IV	1	1.295	-0.0332	-0.0854	-0.0030	1 + 2	167.6
DTS MIMO	2	0.498	0.0518	0.0590	-0.0019	1 + 3	159.8
UNII MIMO	3	0.236	0.0070	0.0692	-0.0012	2 + 3	46.0

The Peak Location Separation Distance is computed by using the formula below :

SQRT((X1-X2)^2+(Y1-Y2)^2+(Z1-Z2)^2)

Figure (18)

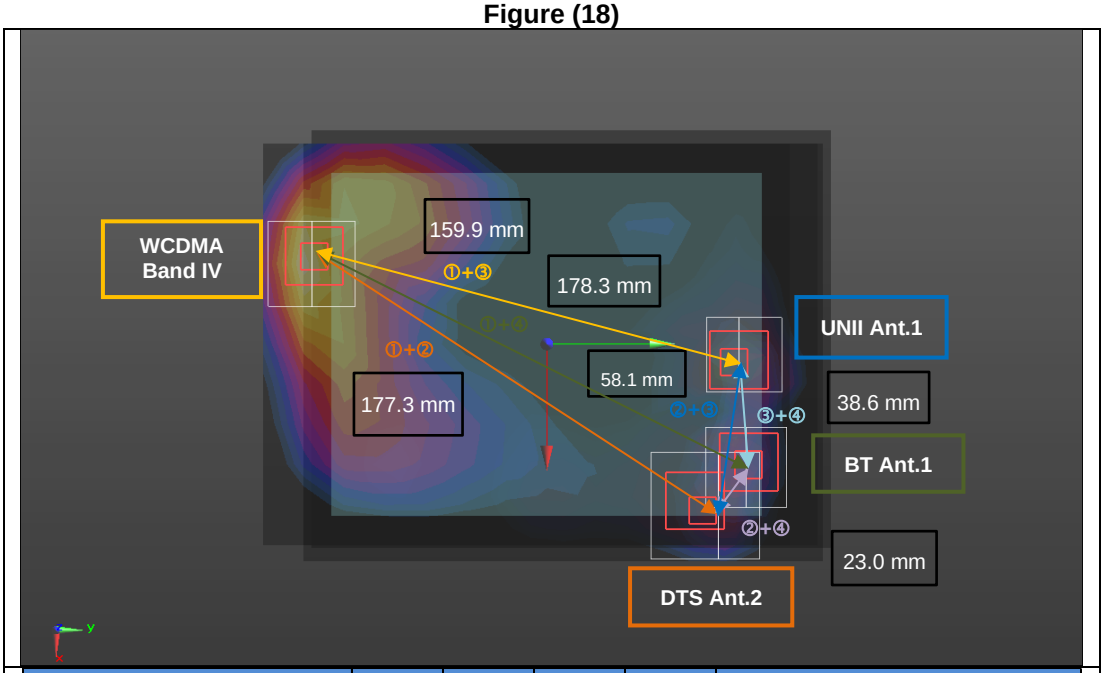

Mode		SAR	X	Y	Z	d: Calculated distance (mm)			
		W/kg	m	m	m				
WCDMA Band IV	1	1.295	-0.0332	-0.0854	-0.0030	1 + 2	177.3	2 + 4	23.0
DTS Ant.2	2	0.256	0.0644	0.0626	-0.0039	1 + 3	159.9	3 + 4	38.6
UNII Ant.1	3	0.274	0.0068	0.0694	-0.0011	1 + 4	178.3		
BT Ant.1	4	0.206	0.0450	0.0748	-0.0020	2 + 3	58.1		

The Peak Location Separation Distance is computed by using the formula below :

SQRT((X1-X2)^2+(Y1-Y2)^2+(Z1-Z2)^2)

This report shall not be reproduced except in full, without the written approval of UL Korea, Ltd.

Figure (19)

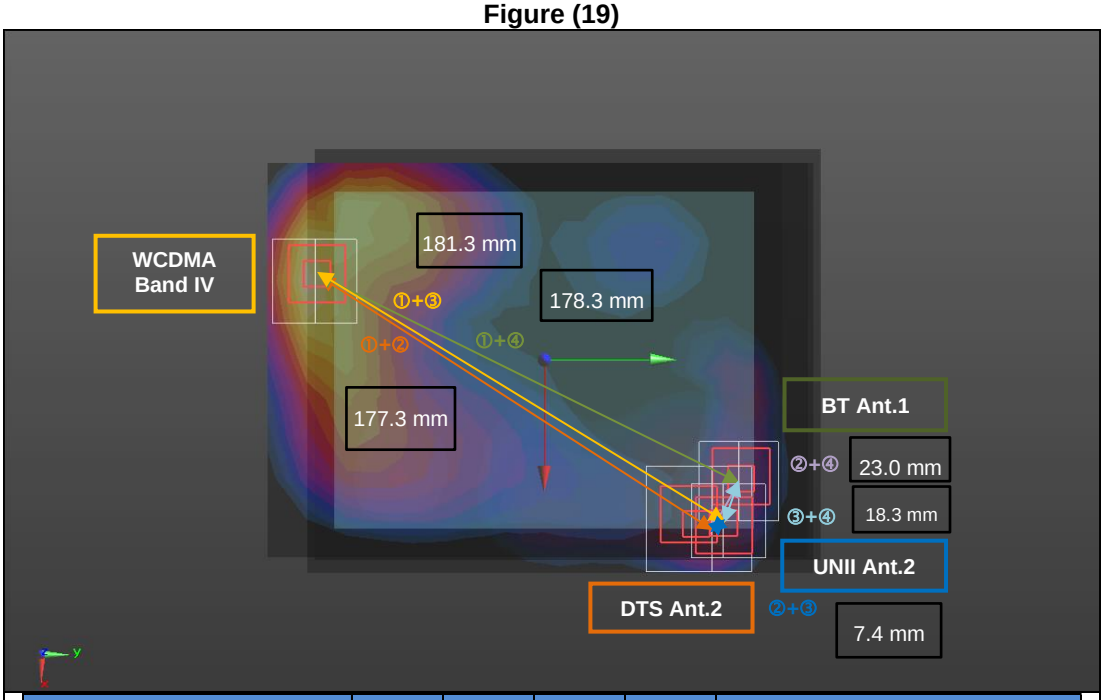

Mode		SAR	X	Y	Z	d: Calculated distance (mm)			
		W/kg	m	m	m				
WCDMA Band IV	1	1.295	-0.0332	-0.0854	-0.0030	1 + 2	177.3	2 + 4	23.0
DTS Ant.2	2	0.256	0.0644	0.0626	-0.0039	1 + 3	181.3	3 + 4	18.3
UNII Ant.2	3	0.150	0.0622	0.0688	-0.0005	1 + 4	178.3		
BT Ant.1	4	0.206	0.0450	0.0748	-0.0020	2 + 3	7.4		

The Peak Location Separation Distance is computed by using the formula below :

SQRT((X1-X2)^2+(Y1-Y2)^2+(Z1-Z2)^2)

Figure (20)

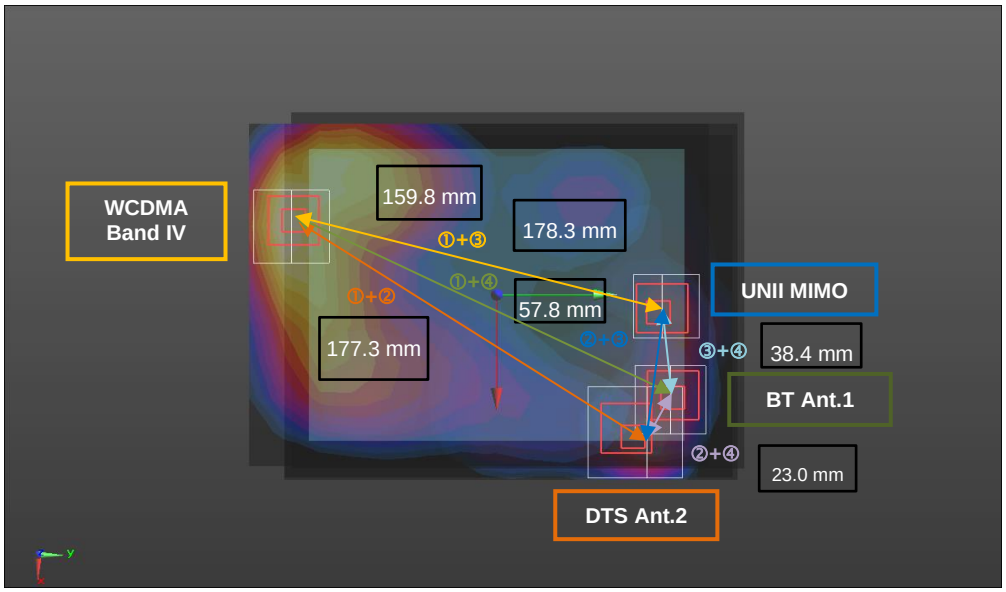

Mode		SAR	X	Y	Z	d: Calculated distance (mm)			
		W/kg	m	m	m				
WCDMA Band IV	1	1.295	-0.0332	-0.0854	-0.0030	1 + 2	177.3	2 + 4	23.0
DTS Ant.2	2	0.256	0.0644	0.0626	-0.0039	1 + 3	159.8	3 + 4	38.4
UNII MIMO	3	0.236	0.0070	0.0692	-0.0012	1 + 4	178.3		
BT Ant.1	4	0.206	0.0450	0.0748	-0.0020	2 + 3	57.8		

The Peak Location Separation Distance is computed by using the formula below :

SQRT((X1-X2)^2+(Y1-Y2)^2+(Z1-Z2)^2)

This report shall not be reproduced except in full, without the written approval of UL Korea, Ltd.

Figure (21)

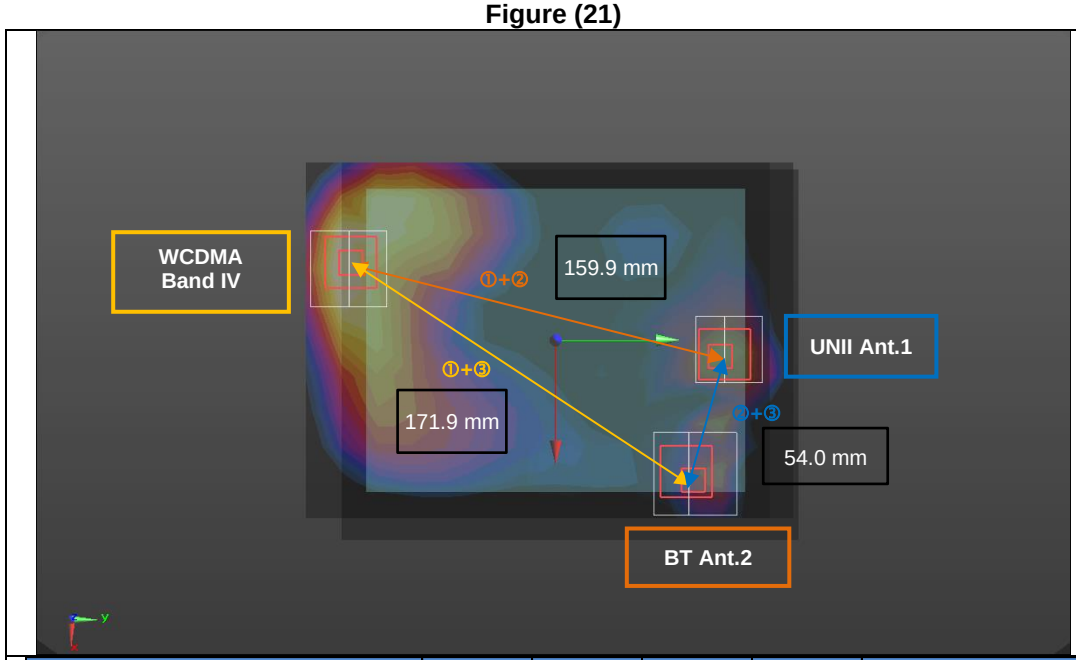

Mode		SAR	X	Y	Z	d: Calculated distance (mm)	
		W/kg	m	m	m		
WCDMA Band IV	1	1.295	-0.0332	-0.0854	-0.0030	1 + 2	159.9
UNII Ant.1	2	0.274	0.0068	0.0694	-0.0011	1 + 3	171.9
BT Ant.2	3	0.162	0.0598	0.0592	-0.0018	2 + 3	54.0

The Peak Location Separation Distance is computed by using the formula below :

SQRT((X1-X2)^2+(Y1-Y2)^2+(Z1-Z2)^2)

Figure (22)

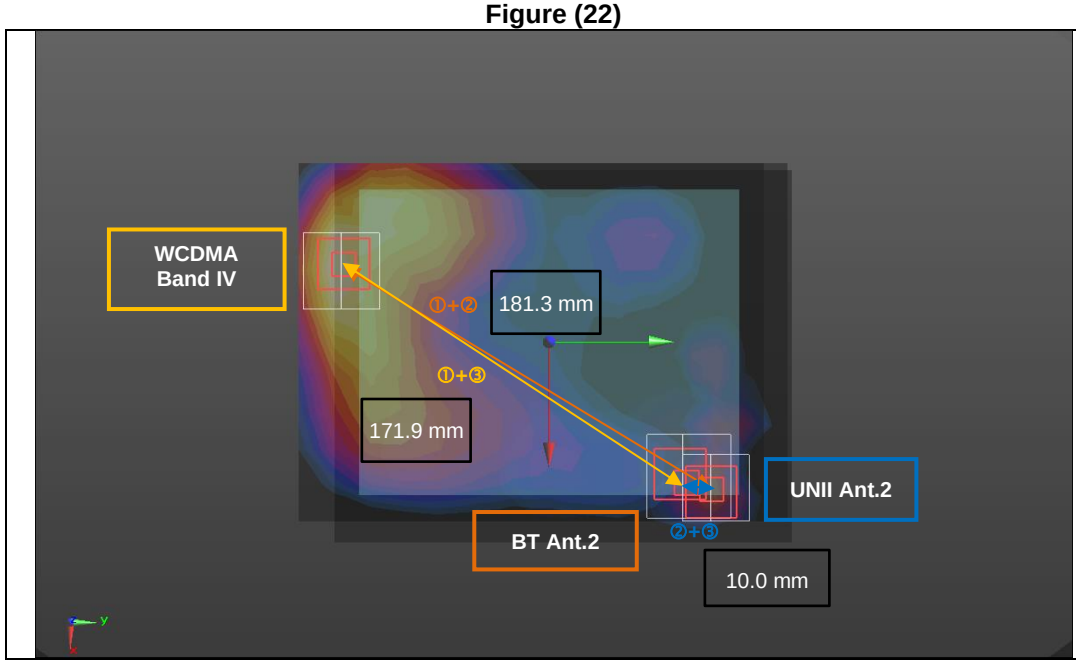

Mode		SAR	X	Y	Z	d: Calculated distance (mm)	
		W/kg	m	m	m		
WCDMA Band IV	1	1.295	-0.0332	-0.0854	-0.0030	1 + 2	181.3
UNII Ant.2	2	0.150	0.0622	0.0688	-0.0005	1 + 3	171.9
BT Ant.2	3	0.162	0.0598	0.0592	-0.0018	2 + 3	10.0

The Peak Location Separation Distance is computed by using the formula below :

SQRT((X1-X2)^2+(Y1-Y2)^2+(Z1-Z2)^2)

This report shall not be reproduced except in full, without the written approval of UL Korea, Ltd.

Figure (23)

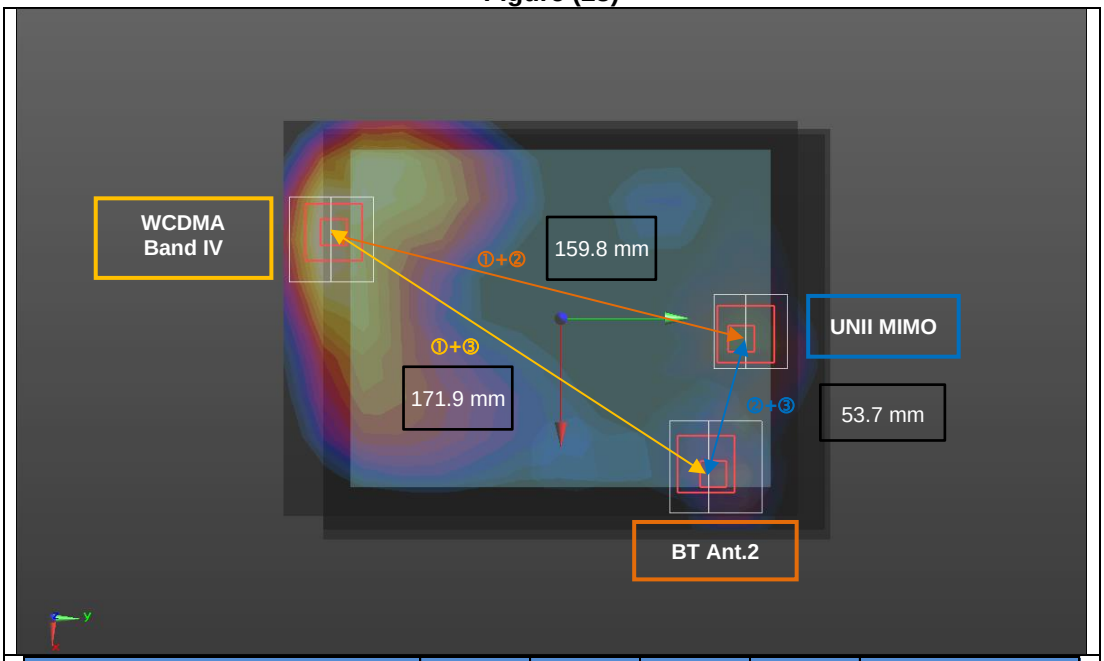

Mode		SAR	X	Y	Z	d: Calculated distance (mm)	
		W/kg	m	m	m		
WCDMA Band IV	1	1.295	-0.0332	-0.0854	-0.0030	1 + 2	159.8
UNII MIMO	2	0.236	0.0070	0.0692	-0.0012	1 + 3	171.9
BT Ant.2	3	0.162	0.0598	0.0592	-0.0018	2 + 3	53.7

The Peak Location Separation Distance is computed by using the formula below :

SQRT((X1-X2)^2+(Y1-Y2)^2+(Z1-Z2)^2)

Figure (24)

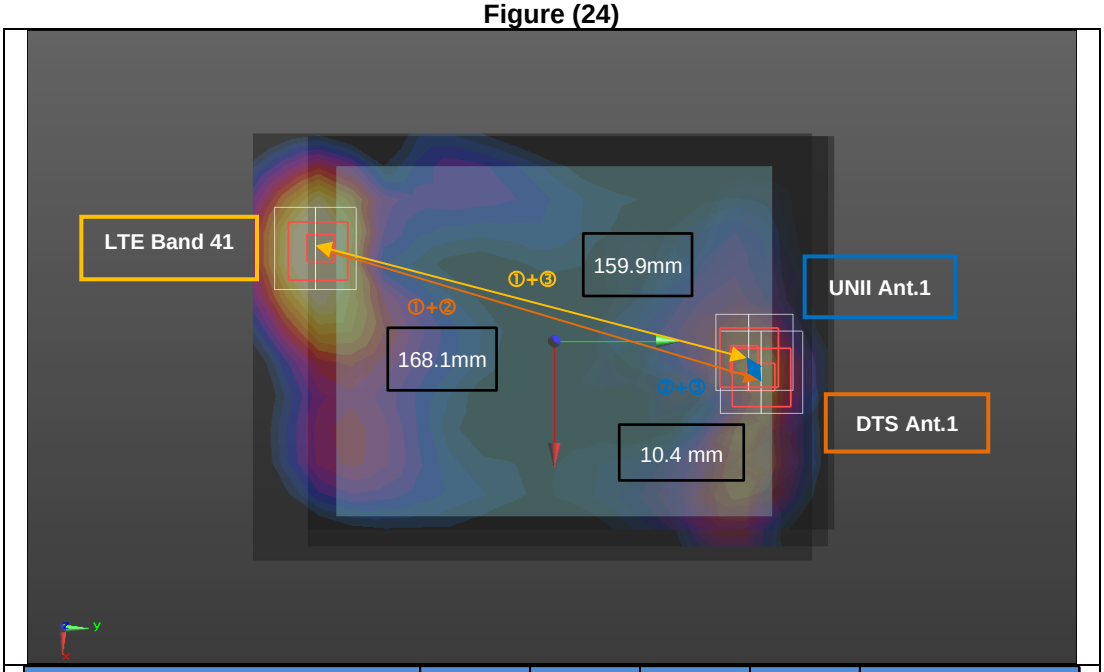

Mode		SAR	X	Y	Z	d: Calculated distance (mm)	
		W/kg	m	m	m		
LTE Band 41	1	1.392	-0.034	-0.0852	0.00215	1 + 2	168.1
DTS Ant.1	2	0.320	0.0144	0.0756	-0.0046	1 + 3	159.9
UNII Ant.1	3	0.274	0.0068	0.0694	-0.0011	2 + 3	10.4

The Peak Location Separation Distance is computed by using the formula below :

SQRT((X1-X2)^2+(Y1-Y2)^2+(Z1-Z2)^2)

This report shall not be reproduced except in full, without the written approval of UL Korea, Ltd.

Figure (25)

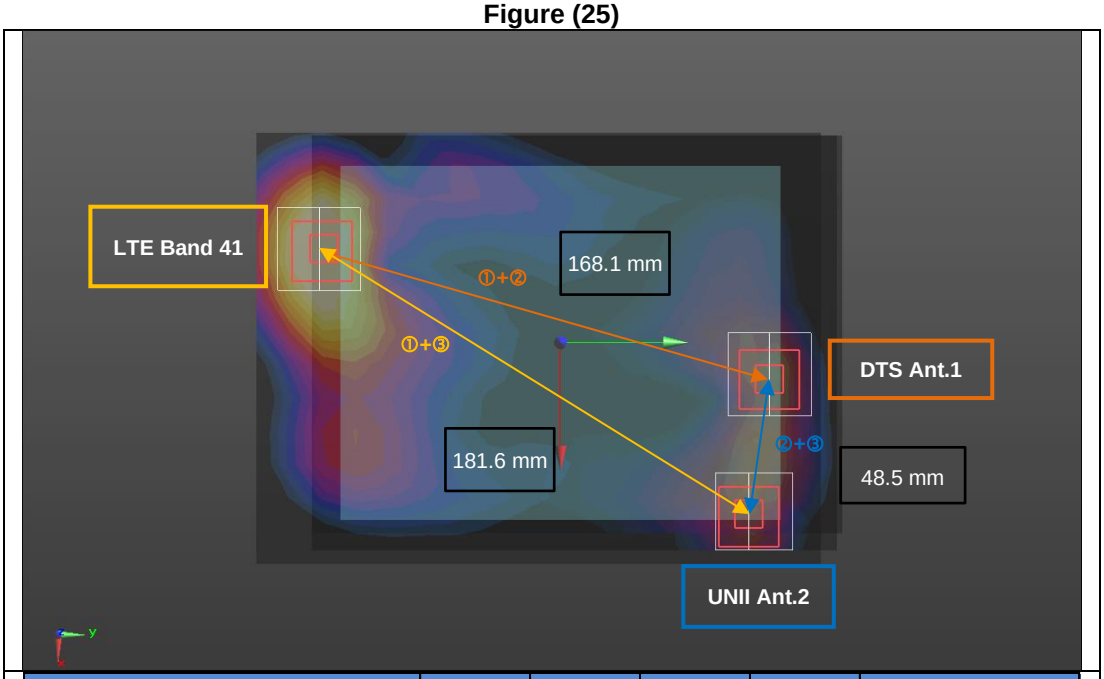

Mode		SAR	X	Y	Z	d: Calculated distance (mm)	
		W/kg	m	m	m		
LTE Band 41	1	1.392	-0.0340	-0.0852	0.0022	1 + 2	168.1
DTS Ant.1	2	0.320	0.0144	0.0756	-0.0046	1 + 3	181.6
UNII Ant.2	3	0.150	0.0622	0.0688	-0.0005	2 + 3	48.5

The Peak Location Separation Distance is computed by using the formula below :

SQRT((X1-X2)^2+(Y1-Y2)^2+(Z1-Z2)^2)

Figure (26)

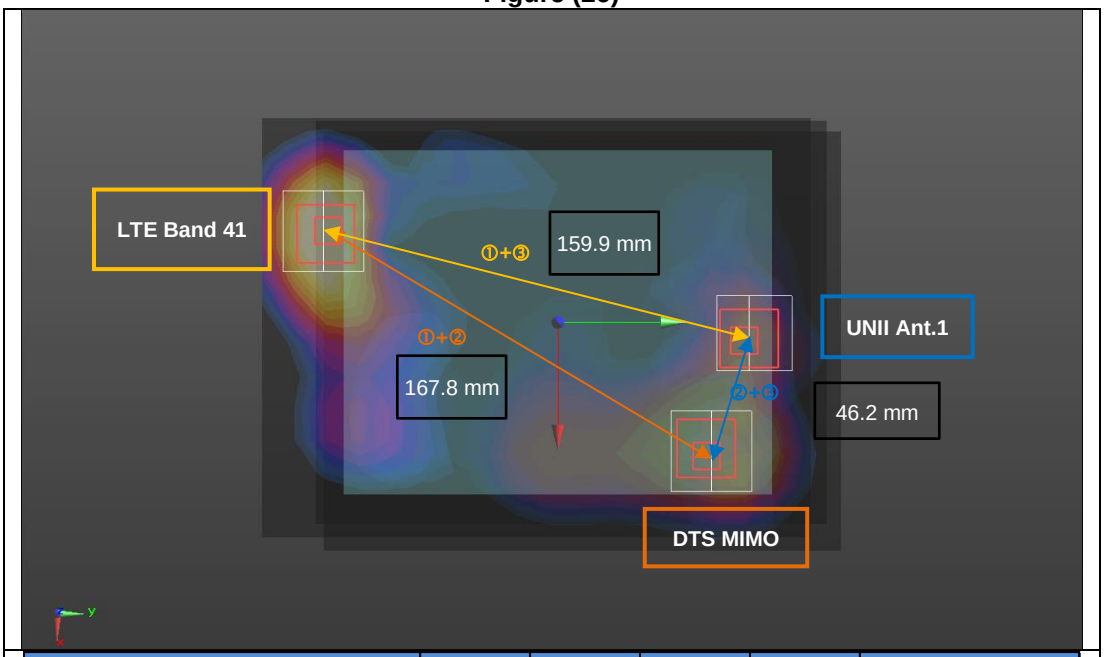

Mode		SAR	X	Y	Z	d: Calculated distance (mm)	
		W/kg	m	m	m		
LTE Band 41	1	1.392	-0.0340	-0.0852	0.0022	1 + 2	167.8
DTS MIMO	2	0.498	0.0518	0.0590	-0.0019	1 + 3	159.9
UNII Ant.1	3	0.274	0.0068	0.0694	-0.0011	2 + 3	46.2

The Peak Location Separation Distance is computed by using the formula below :

SQRT((X1-X2)^2+(Y1-Y2)^2+(Z1-Z2)^2)

This report shall not be reproduced except in full, without the written approval of UL Korea, Ltd.

Figure (27)

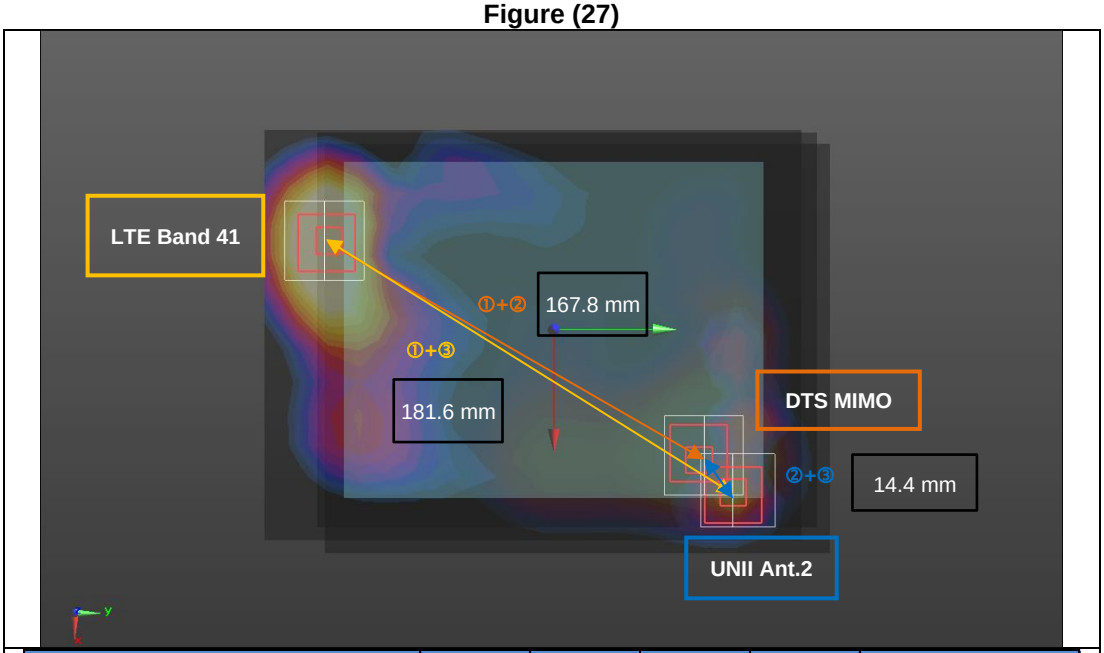

Mode		SAR	X	Y	Z	d: Calculated distance (mm)	
		W/kg	m	m	m		
LTE Band 41	1	1.392	-0.0340	-0.0852	0.0022	1 + 2	167.8
DTS MIMO	2	0.498	0.0518	0.0590	-0.0019	1 + 3	181.6
UNII Ant.2	3	0.150	0.0622	0.0688	-0.0005	2 + 3	14.4

The Peak Location Separation Distance is computed by using the formula below :

SQRT((X1-X2)^2+(Y1-Y2)^2+(Z1-Z2)^2)

Figure (28)

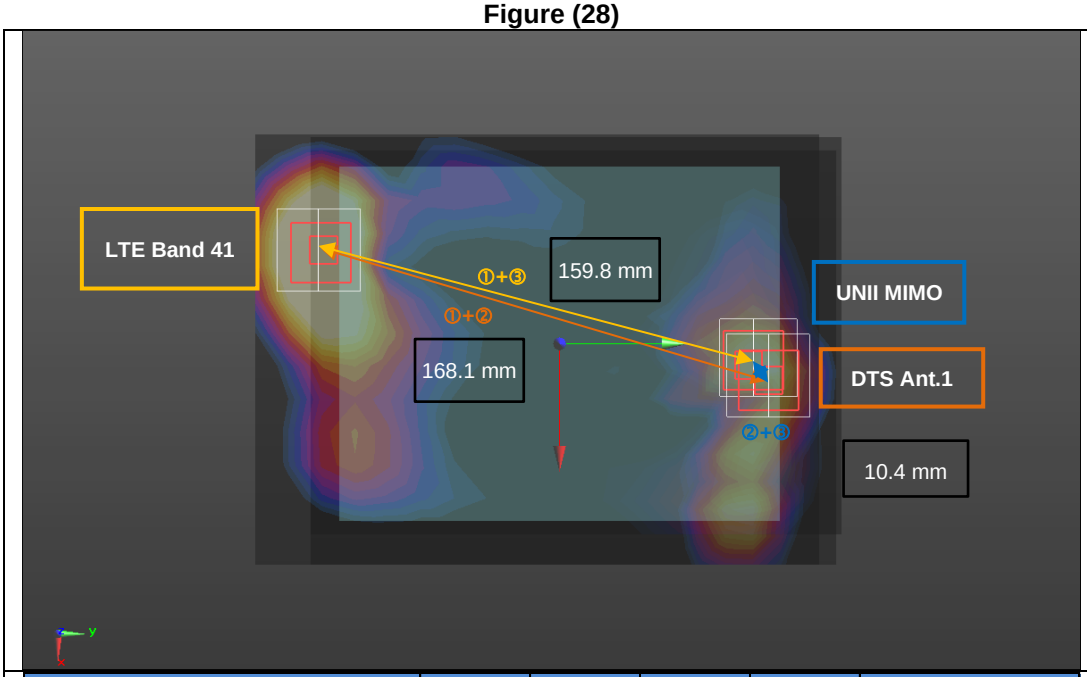

Mode		SAR	X	Y	Z	d: Calculated distance (mm)	
		W/kg	m	m	m		
LTE Band 41	1	1.392	-0.0340	-0.0852	0.0022	1 + 2	168.1
DTS Ant.1	2	0.320	0.0144	0.0756	-0.0046	1 + 3	159.8
UNII MIMO	3	0.236	0.0070	0.0692	-0.0012	2 + 3	10.4

The Peak Location Separation Distance is computed by using the formula below :

SQRT((X1-X2)^2+(Y1-Y2)^2+(Z1-Z2)^2)

This report shall not be reproduced except in full, without the written approval of UL Korea, Ltd.

Figure (29)

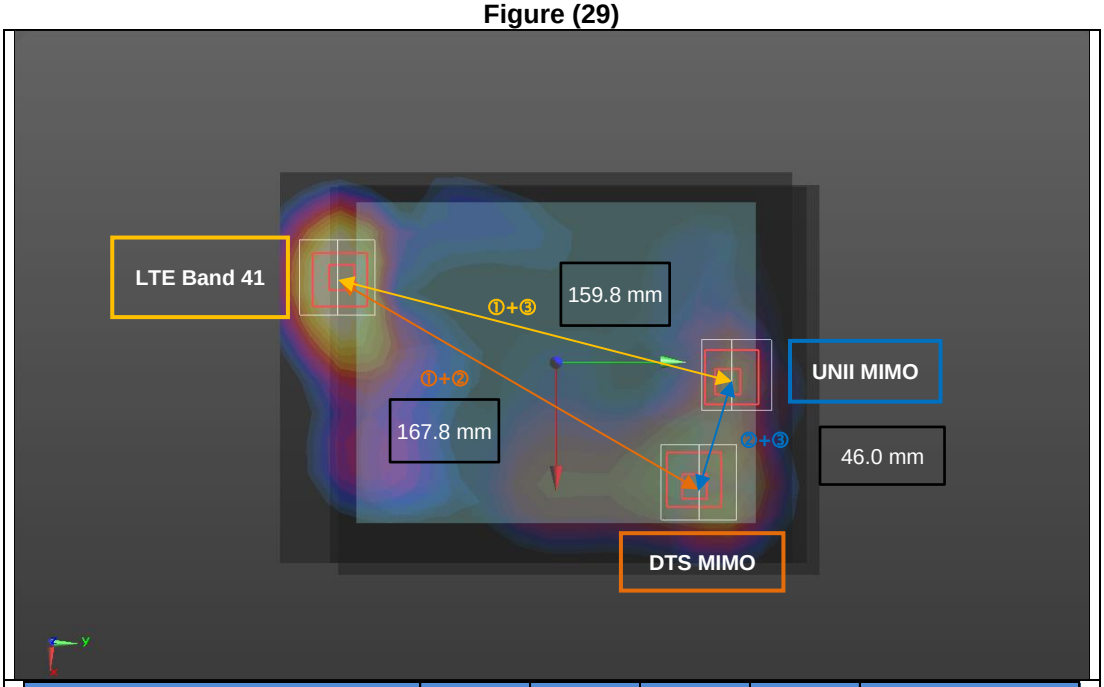

Mode		SAR	X	Y	Z	d: Calculated distance (mm)	
		W/kg	m	m	m		
LTE Band 41	1	1.392	-0.0340	-0.0852	0.0022	1 + 2	167.8
DTS MIMO	2	0.498	0.0518	0.0590	-0.0019	1 + 3	159.8
UNII MIMO	3	0.236	0.0070	0.0692	-0.0012	2 + 3	46.0

The Peak Location Separation Distance is computed by using the formula below :

SQRT((X1-X2)^2+(Y1-Y2)^2+(Z1-Z2)^2)

Figure (30)

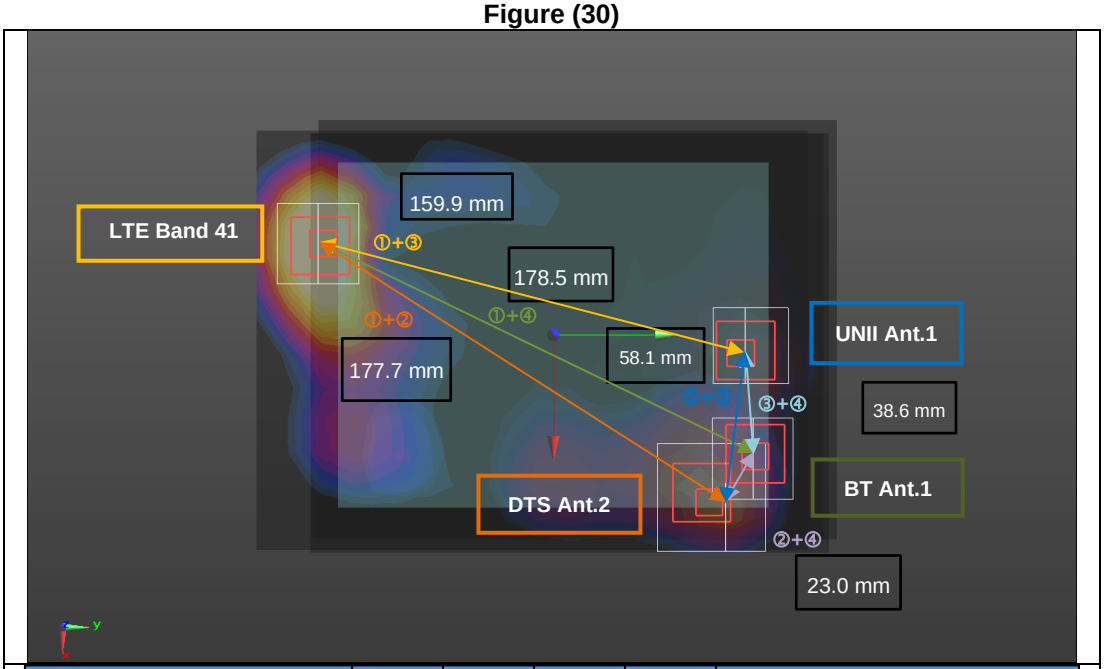

Mode		SAR	X	Y	Z	d: Calculated distance (mm)			
		W/kg	m	m	m				
LTE Band 41	1	1.392	-0.0340	-0.0852	0.0022	1 + 2	177.7	2 + 4	23.0
DTS Ant.2	2	0.256	0.0644	0.0626	-0.0039	1 + 3	159.9	3 + 4	38.6
UNII Ant.1	3	0.274	0.0068	0.0694	-0.0011	1 + 4	178.5		
BT Ant.1	4	0.206	0.0450	0.0748	-0.0020	2 + 3	58.1		

The Peak Location Separation Distance is computed by using the formula below :

SQRT((X1-X2)^2+(Y1-Y2)^2+(Z1-Z2)^2)

This report shall not be reproduced except in full, without the written approval of UL Korea, Ltd.

Figure (31)

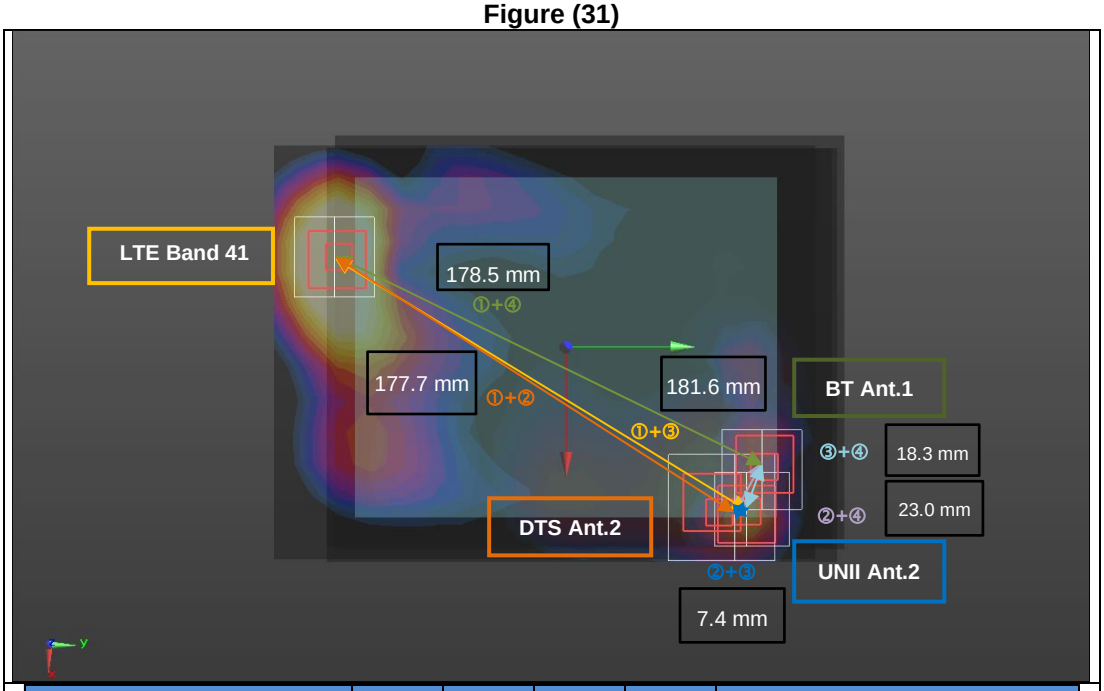

Mode		SAR	X	Y	Z	d: Calculated distance (mm)			
		W/kg	m	m	m				
LTE Band 41	1	1.392	-0.0340	-0.0852	0.0022	1 + 2	177.7	2 + 4	23.0
DTS Ant.2	2	0.256	0.0644	0.0626	-0.0039	1 + 3	181.6	3 + 4	18.3
UNII Ant.2	3	0.150	0.0622	0.0688	-0.0005	1 + 4	178.5		
BT Ant.1	4	0.206	0.0450	0.0748	-0.0020	2 + 3	7.4		

The Peak Location Separation Distance is computed by using the formula below :

SQRT((X1-X2)^2+(Y1-Y2)^2+(Z1-Z2)^2)

Figure (32)

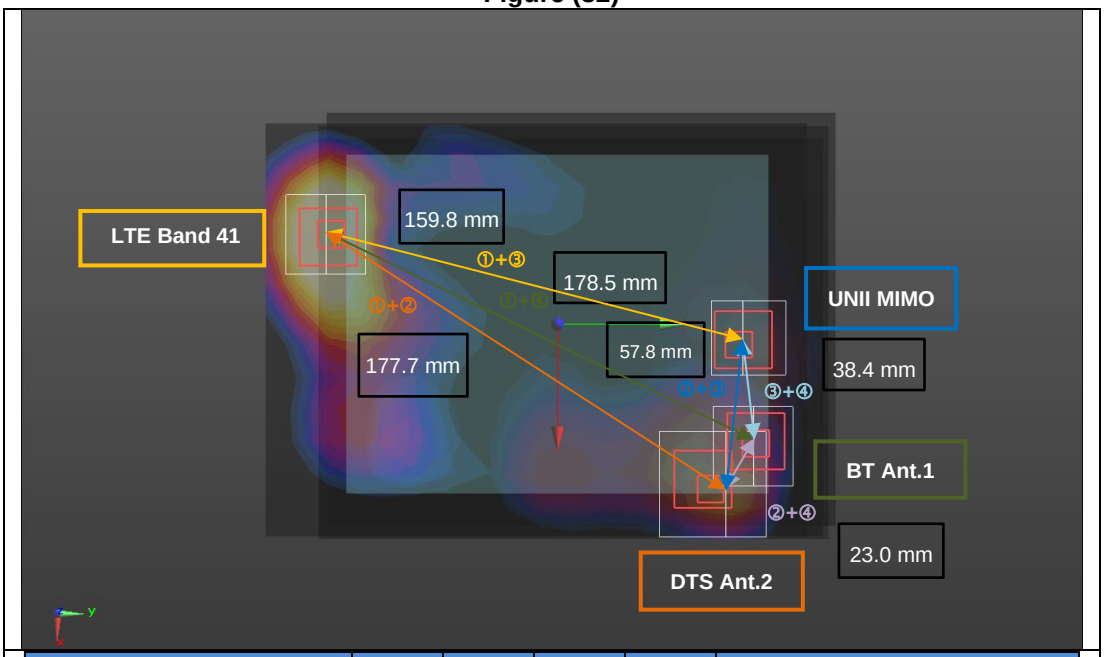

Mode		SAR	X	Y	Z	d: Calculated distance (mm)			
		W/kg	m	m	m				
LTE Band 41	1	1.392	-0.0340	-0.0852	0.0022	1 + 2	177.7	2 + 4	23.0
DTS Ant.2	2	0.256	0.0644	0.0626	-0.0039	1 + 3	159.8	3 + 4	38.4
UNII MIMO	3	0.236	0.0070	0.0692	-0.0012	1 + 4	178.5		
BT Ant.1	4	0.206	0.0450	0.0748	-0.0020	2 + 3	57.8		

The Peak Location Separation Distance is computed by using the formula below :

SQRT((X1-X2)^2+(Y1-Y2)^2+(Z1-Z2)^2)

This report shall not be reproduced except in full, without the written approval of UL Korea, Ltd.

Figure (33)

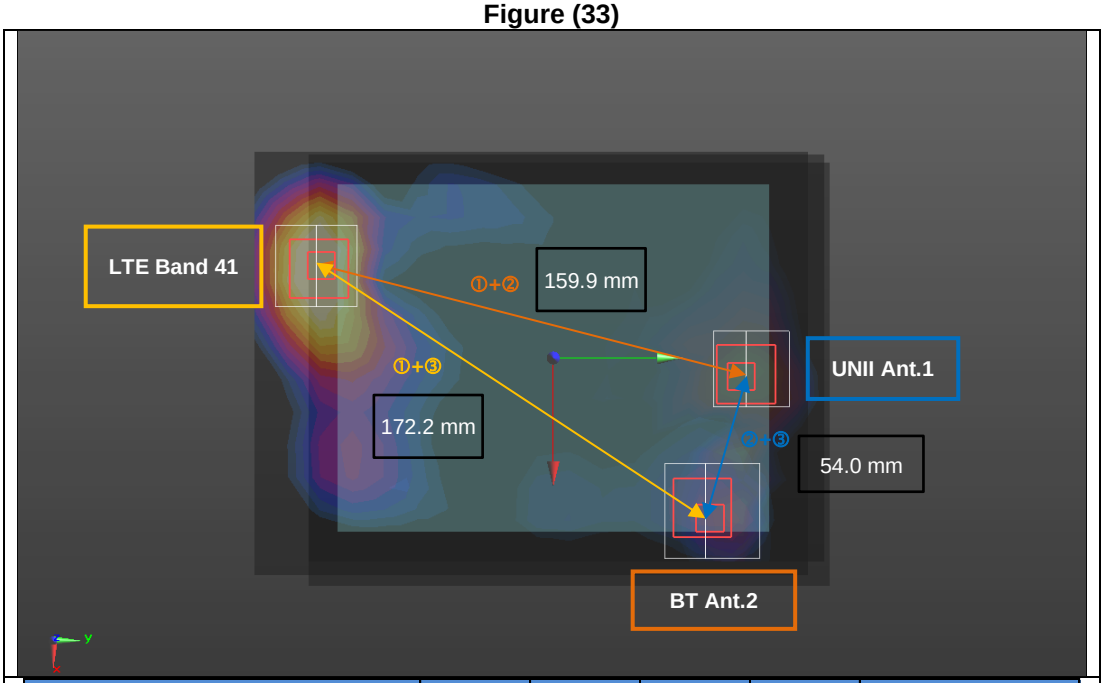

Mode		SAR	X	Y	Z	d: Calculated distance (mm)	
		W/kg	m	m	m		
LTE Band 41	1	1.392	-0.0340	-0.0852	0.0022	1 + 2	159.9
UNII Ant.1	2	0.274	0.0068	0.0694	-0.0011	1 + 3	172.2
BT Ant.2	3	0.162	0.0598	0.0592	-0.0018	2 + 3	54.0

The Peak Location Separation Distance is computed by using the formula below :

SQRT((X1-X2)^2+(Y1-Y2)^2+(Z1-Z2)^2)

Figure (34)

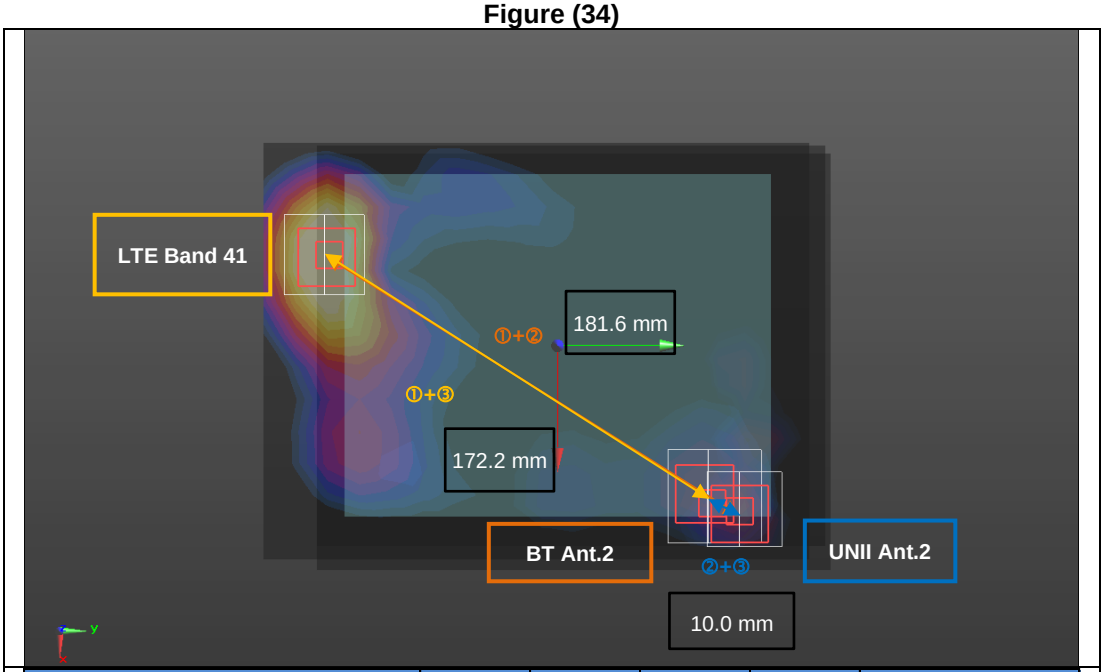

Mode		SAR	X	Y	Z	d: Calculated distance (mm)	
		W/kg	m	m	m		
LTE Band 41	1	1.392	-0.0340	-0.0852	0.0022	1 + 2	181.6
UNII Ant.2	2	0.150	0.0622	0.0688	-0.0005	1 + 3	172.2
BT Ant.2	3	0.162	0.0598	0.0592	-0.0018	2 + 3	10.0

The Peak Location Separation Distance is computed by using the formula below :

SQRT((X1-X2)^2+(Y1-Y2)^2+(Z1-Z2)^2)

This report shall not be reproduced except in full, without the written approval of UL Korea, Ltd.

Figure (35)

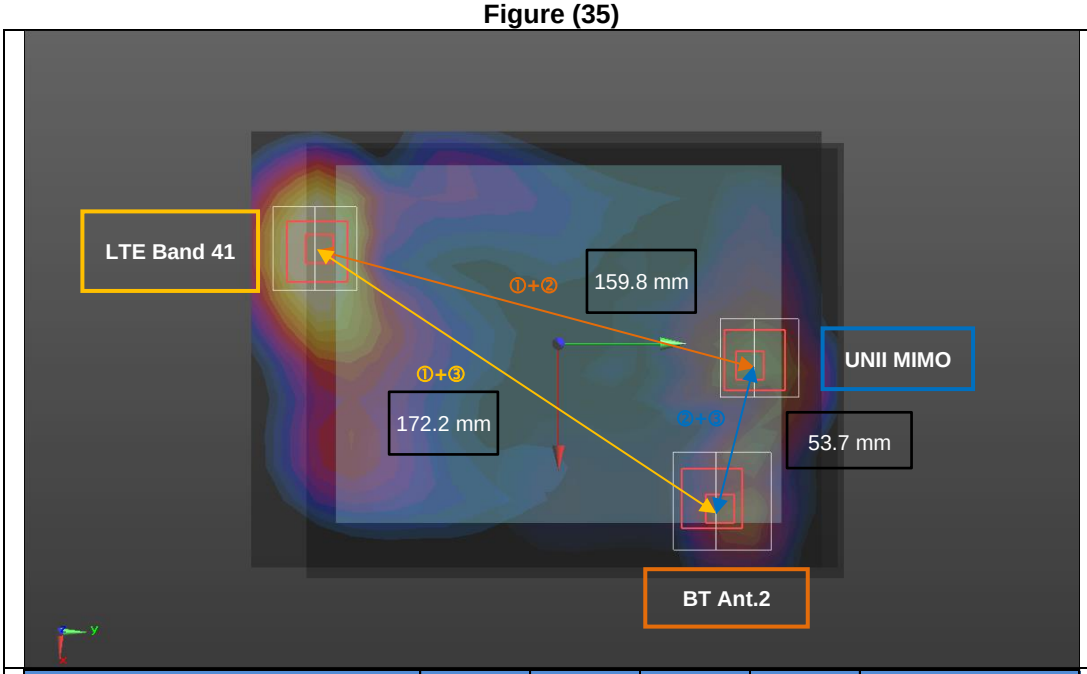

Mode		SAR	X	Y	Z	d: Calculated distance (mm)	
		W/kg	m	m	m		
LTE Band 41	1	1.392	-0.0340	-0.0852	0.0022	1 + 2	159.8
UNII MIMO	2	0.236	0.0070	0.0692	-0.0012	1 + 3	172.2
BT Ant.2	3	0.162	0.0598	0.0592	-0.0018	2 + 3	53.7

The Peak Location Separation Distance is computed by using the formula below :

SQRT((X1-X2)^2+(Y1-Y2)^2+(Z1-Z2)^2)

Figure (36)

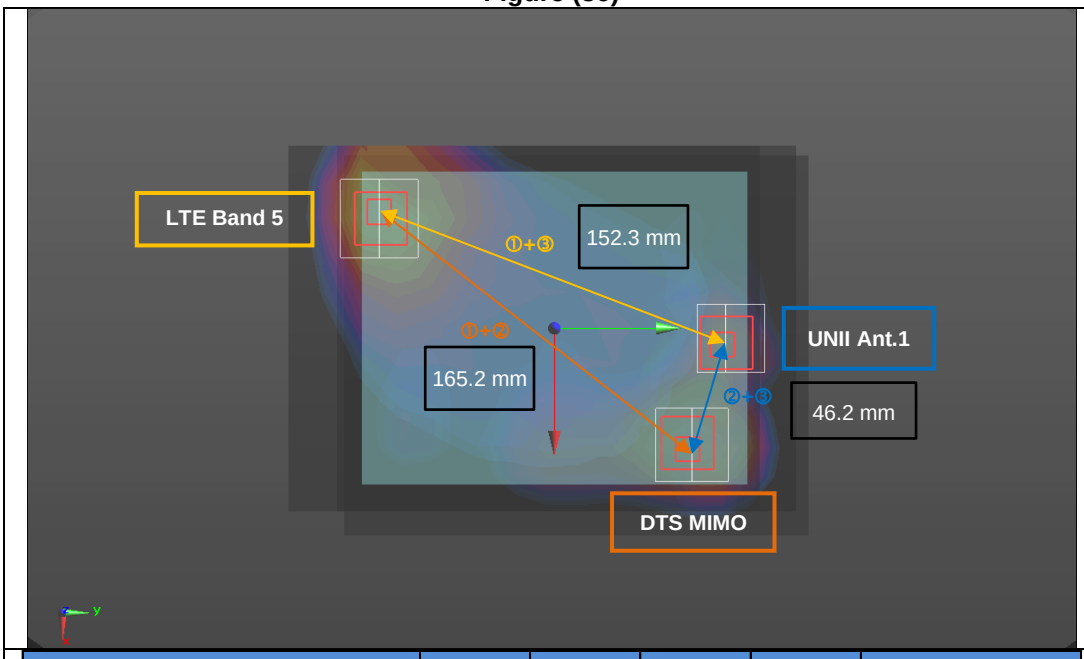

Mode		SAR	X	Y	Z	d: Calculated distance (mm)	
		W/kg	m	m	m		
LTE Band 5	1	0.836	-0.0482	-0.0725	-0.0056	1 + 2	165.2
DTS MIMO	2	0.498	0.0518	0.0590	-0.0019	1 + 3	152.3
UNII Ant.1	3	0.274	0.0068	0.0694	-0.0011	2 + 3	46.2

The Peak Location Separation Distance is computed by using the formula below :

SQRT((X1-X2)^2+(Y1-Y2)^2+(Z1-Z2)^2)

This report shall not be reproduced except in full, without the written approval of UL Korea, Ltd.

Figure (37)

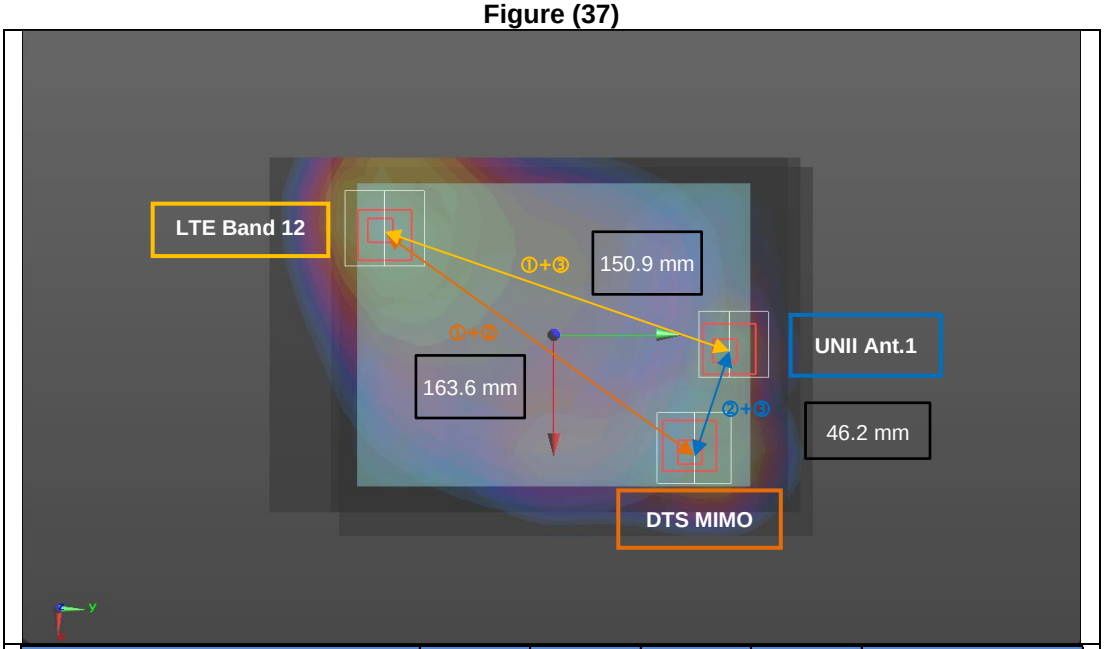

Mode		SAR	X	Y	Z	d: Calculated distance (mm)	
		W/kg	m	m	m		
LTE Band 12	1	0.852	-0.0466	-0.0717	-0.0054	1 + 2	163.6
DTS MIMO	2	0.498	0.0518	0.0590	-0.0019	1 + 3	150.9
UNII Ant.1	3	0.274	0.0068	0.0694	-0.0011	2 + 3	46.2

The Peak Location Separation Distance is computed by using the formula below :

SQRT((X1-X2)^2+(Y1-Y2)^2+(Z1-Z2)^2)

Figure (38)

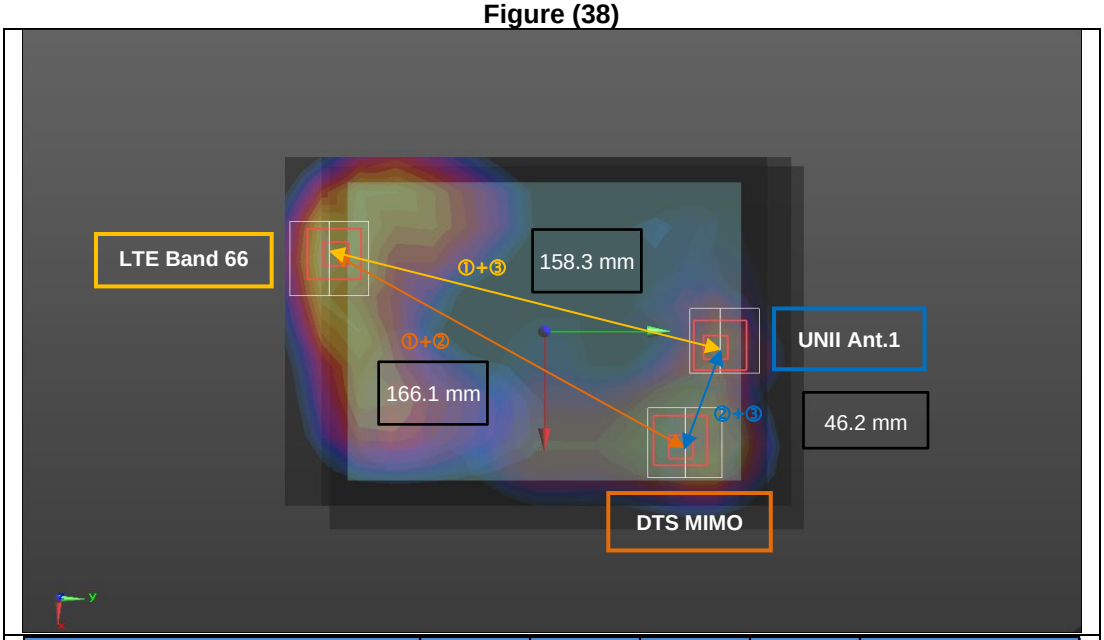

Mode		SAR	X	Y	Z	d: Calculated distance (mm)	
		W/kg	m	m	m		
LTE Band 66	1	0.895	-0.0331	-0.0838	-0.0030	1 + 2	166.1
DTS MIMO	2	0.498	0.0518	0.0590	-0.0019	1 + 3	158.3
UNII Ant.1	3	0.274	0.0068	0.0694	-0.0011	2 + 3	46.2

The Peak Location Separation Distance is computed by using the formula below :

SQRT((X1-X2)^2+(Y1-Y2)^2+(Z1-Z2)^2)

This report shall not be reproduced except in full, without the written approval of UL Korea, Ltd.

Figure (39)

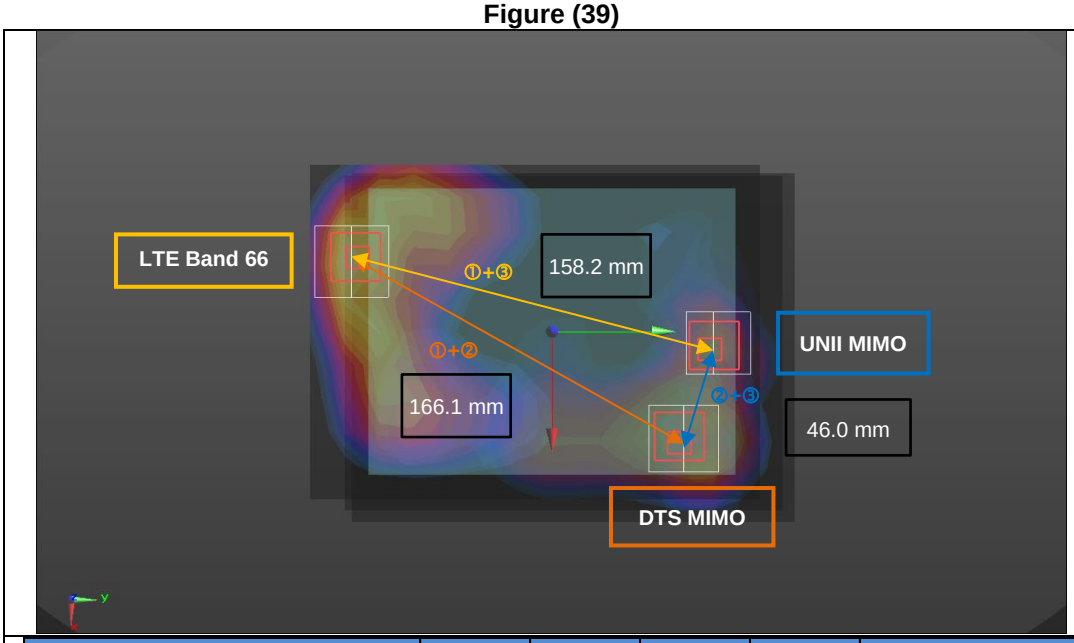

Mode		SAR	X	Y	Z	d: Calculated distance (mm)	
		W/kg	m	m	m		
LTE Band 66	1	0.895	-0.0331	-0.0838	-0.0030	1 + 2	166.1
DTS MIMO	2	0.498	0.0518	0.0590	-0.0019	1 + 3	158.2
UNII MIMO	3	0.236	0.0070	0.0692	-0.0012	2 + 3	46.0

The Peak Location Separation Distance is computed by using the formula below :

SQRT((X1-X2)^2+(Y1-Y2)^2+(Z1-Z2)^2)

Figure (40)

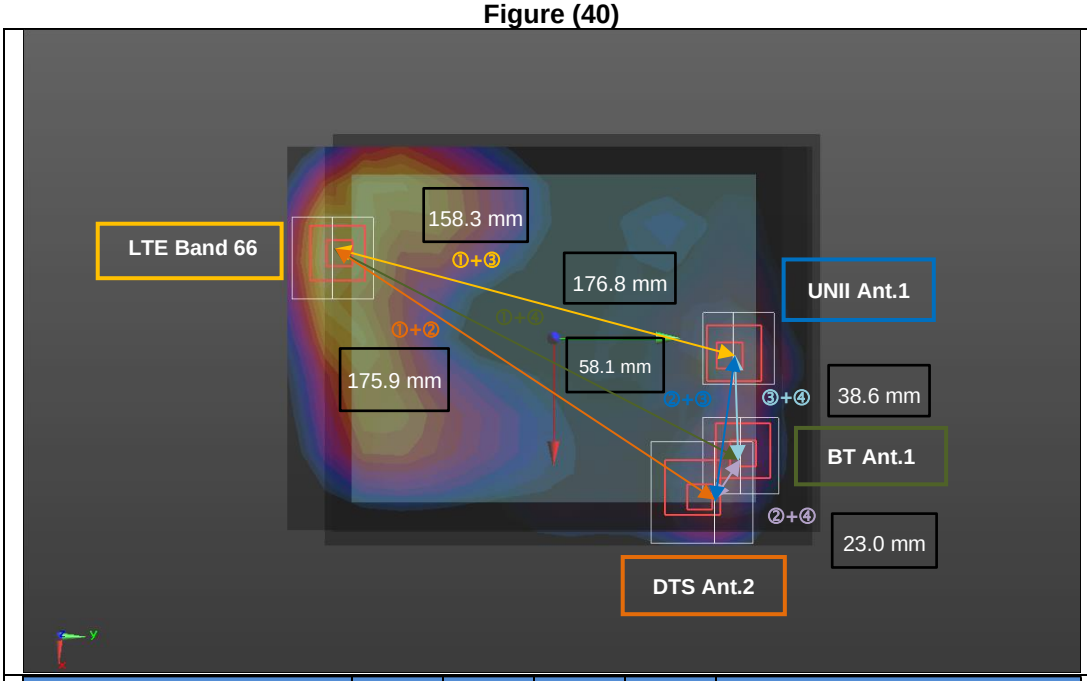

Mode		SAR	X	Y	Z	d: Calculated distance (mm)			
		W/kg	m	m	m				
LTE Band 66	1	0.895	-0.0331	-0.0838	-0.0030	1 + 2	175.9	2 + 4	23.0
DTS Ant.2	2	0.256	0.0644	0.0626	-0.0039	1 + 3	158.3	3 + 4	38.6
UNII Ant.1	3	0.274	0.0068	0.0694	-0.0011	1 + 4	176.8		
BT Ant.1	4	0.206	0.0450	0.0748	-0.0020	2 + 3	58.1		

The Peak Location Separation Distance is computed by using the formula below :

SQRT((X1-X2)^2+(Y1-Y2)^2+(Z1-Z2)^2)

This report shall not be reproduced except in full, without the written approval of UL Korea, Ltd.

Appendixes

Refer to separated files for the following appendixes.

4789497384-S1 FCC Report SAR_App A_Photos & Ant. Locations

4789497384-S1 FCC Report SAR_App B_Highest SAR Test Plots

4789497384-S1 FCC Report SAR_App C_System Check Plots

4789497384-S1 FCC Report SAR_App D_SAR Tissue Ingredients

4789497384-S1 FCC Report SAR_App E_Probe Cal. Certificates

4789497384-S1 FCC Report SAR_App F_Dipole Cal. Certificates

END OF REPORT

This report shall not be reproduced except in full, without the written approval of UL Korea, Ltd.