CERTIFICATION TEST REPORT

Report Number. : 4789497384-E2V2

Applicant : SAMSUNG ELECTRONICS CO., LTD.
129 SAMSUNG-RO, YEONGTONG-GU, SUWON-SI,
GYEONGGI-DO, 16677, KOREA

Model : SM-F916B

FCC ID : A3LSMF916B

EUT Description : GSM/WCDMA/LTE Phone + BT/BLE, DTS/UNII a/b/g/n/ac/ax, UWB, WPT and NFC

Test Standard(s) : FCC CFR47 PART 22 SUBPART H
FCC CFR47 PART 24 SUBPART E
FCC CFR47 PART 27 SUBPART F,H,L,M
FCC CFR47 PART 90 SUBPART S

Date Of Issue:
July 28, 2020

Prepared by:
UL Korea, Ltd.
26th floor, 152, Teheran-ro, Gangnam-gu Seoul, 06236, Korea

Suwon Test Site: UL Korea, Ltd. Suwon Laboratory
218 Maeyeong-ro, Yeongtong-gu,
Suwon-si, Gyeonggi-do, 16675, Korea
TEL: (031) 337-9902
FAX: (031) 213-5433

IAS ACCREDITED
Testing Laboratory
TL-637

Revision History

Rev.	Issue Date	Revisions	Revised By
V1	07/24/20	Initial issue	Yeonhee Lim
V2	07/28/20	Updated to address TCB's question	Yeonhee Lim

UL Korea, Ltd. Confidential
This report shall not be reproduced except in full, without the written approval of UL Korea, Ltd.

TABLE OF CONTENTS

1. ATTESTATION OF TEST RESULTS 4

2. TEST METHODOLOGY 5

3. FACILITIES AND ACCREDITATION 5

4. CALIBRATION AND UNCERTAINTY 6

4.1. MEASURING INSTRUMENT CALIBRATION 6

4.2. SAMPLE CALCULATION 6

4.3. MEASUREMENT UNCERTAINTY 6

4.4. DECISION RULE 6

5. EQUIPMENT UNDER TEST 7

5.1. DESCRIPTION OF EUT 7

5.2. MAXIMUM OUTPUT POWER 7

5.3. DESCRIPTION OF AVAILABLE ANTENNAS 14

5.4. WORST-CASE ORIENTATION 15

5.5. DESCRIPTION OF TEST SETUP 17

6. TEST AND MEASUREMENT EQUIPMENT 19

7. SUMMARY TABLE 20

8. PEAK TO AVERAGE RATIO 21

8.1. CONDUCTED PEAK TO AVERAGE RESULT 22

9. LIMITS AND CONDUCTED RESULTS 35

9.1. OCCUPIED BANDWIDTH 35
9.1.1. OCCUPIED BANDWIDTH RESULTS 36

9.2. BAND EDGE EMISSIONS 50
9.2.1. BAND EDGE RESULT 53
9.2.2. EMISSION MASK RESULT 91

9.3. OUT OF BAND EMISSIONS 112
9.3.1. OUT OF BAND EMISSIONS RESULT 114

9.4. FREQUENCY STABILITY 127
9.4.1. FREQUENCY STABILITY RESULTS 128

9.5. RADIATED POWER (ERP & EIRP) 135
9.5.1. ERP/EIRP Results 136
9.5.2. ERP/EIRP DATA 145

9.6. FIELD STRENGTH OF SPURIOUS RADIATION 192
9.6.1. SPURIOUS RADIATION PLOTS 193

UL Korea, Ltd. Suwon Laboratory FORM ID: FCC_22/24/27(04)
218 Maeyeong-ro, Yeongtong-gu, Suwon-si, Gyeonggi-do, 16675, Korea TEL: (031) 337-9902 FAX: (031) 213-5433

UL Korea, Ltd. Confidential
This report shall not be reproduced except in full, without the written approval of UL Korea, Ltd.

1. ATTESTATION OF TEST RESULTS

COMPANY NAME:	SAMSUNG ELECTRONICS CO., LTD.
EUT DESCRIPTION:	GSM/WCDMA/LTE Phone + BT/BLE, DTS/UNII a/b/g/n/ac/ax, UWB, WPT and NFC
MODEL NUMBER:	SM-F916B
SERIAL NUMBER:	43825818ad197ece, 43825810b0197ece (CONDUCTED); R3CN50JXQJK, R3CN50JXSJR (RADIATED)
DATE TESTED:	JUN 01, 2020 – JUL 23, 2020;

APPLICABLE STANDARDS	
STANDARD	**TEST RESULTS**
FCC PART 22H, 24E, 27 F,H,L,M, 90S	Pass

UL Korea, Ltd. tested the above equipment in accordance with the requirements set forth in the above standards. All indications of Pass/Fail in this report are opinions expressed by UL Korea, Ltd. based on interpretations and/or observations of test results. Measurement Uncertainties were not taken into account and are published for informational purposes only. The test results show that the equipment tested is capable of demonstrating compliance with the requirements as documented in this report.

Note: The results documented in this report apply only to the tested sample, under the conditions and modes of operation as described herein. This document may not be altered or revised in any way unless done so by UL Korea, Ltd. and all revisions are duly noted in the revisions section. Any alteration of this document not carried out by UL Korea, Ltd. will constitute fraud and shall nullify the document. This report must not be used by the client to claim product certification, approval, or endorsement by IAS, any agency of the Federal Government, or any agency of any government.

Approved & Released For
UL Korea, Ltd. By:

Junwhan Lee
Suwon Lab Engineer
UL Korea, Ltd.

Tested By:

Yeonhee Lim
Suwon Lab Technician
UL Korea, Ltd.

UL Korea, Ltd. Suwon Laboratory FORM ID: FCC_22/24/27(04)
218 Maeyeong-ro, Yeongtong-gu, Suwon-si, Gyeonggi-do, 16675, Korea TEL: (031) 337-9902 FAX: (031) 213-5433
UL Korea, Ltd. Confidential
This report shall not be reproduced except in full, without the written approval of UL Korea, Ltd.

2. TEST METHODOLOGY

The tests documented in this report were performed in accordance with following methods.

1. FCC CFR 47 Part 2.
2. FCC CFR 47 Part 22.
3. FCC CFR 47 Part 24.
4. FCC CFR 47 Part 27.
5. FCC CFR 47 Part 90.
6. ANSI TIA-603-E, 2016
7. ANSI C63.26, 2015
8. KDB 971168 D01 Power Meas License Digital Systems v03r01
9. KDB 412172 D01 Determining ERP and EIRP v01r01

3. FACILITIES AND ACCREDITATION

The test sites and measurement facilities used to collect data are located at 218 Maeyeong-ro, Yeongtong-gu, Suwon-si, Gyeonggi-do,16675, Korea. Line conducted emissions are measured only at the 218 address. The following table identifies which facilities were utilized for radiated emission measurements documented in this report. Specific facilities are also identified in the test results sections.

218 Maeyeong-ro
☒ Chamber 1
☒ Chamber 2
☐ Chamber 3

UL Korea, Ltd. is accredited by IAS, Laboratory Code TL-637. The full scope of accreditation can be viewed at https://www.iasonline.org/wp-content/uploads/2017/05/TL-637-cert-New.pdf.

UL Korea, Ltd. Confidential
This report shall not be reproduced except in full, without the written approval of UL Korea, Ltd.

4. CALIBRATION AND UNCERTAINTY

4.1. MEASURING INSTRUMENT CALIBRATION

The measuring equipment utilized to perform the tests documented in this report has been calibrated in accordance with the manufacturer's recommendations, and is traceable to recognized national standards.

4.2. SAMPLE CALCULATION

Where relevant, the following sample calculation is provided:

EIRP = PSA reading with EUT worst orientation (dBm) + Path loss (dB) – cable loss(between the SG and substitution antenna) + Substitution Antenna Factor (dBi)

ERP = PSA reading with EUT worst orientation (dBm) + Path loss (dB) – cable loss(between the SG and substitution antenna)

(Path loss = Signal generator output – PSA reading with substitution antenna)

4.3. MEASUREMENT UNCERTAINTY

Where relevant, the following measurement uncertainty levels have been estimated for tests performed on the apparatus:

PARAMETER	UNCERTAINTY
Conducted Disturbance, 0.15 to 30 MHz	2.35 dB
Radiated Disturbance, 30 MHz to 1 GHz	3.49 dB
Radiated Disturbance, 1 GHz to 18 GHz	5.82 dB
Radiated Disturbance, 18 GHz to 40 GHz	5.49 dB

Uncertainty figures are valid to a confidence level of 95%.

4.4. DECISION RULE

Decision rule for statement(s) of conformity is based on Procedure 1, Clause 4.4.2 in IEC Guide 115:2007.

UL Korea, Ltd. Suwon Laboratory FORM ID: FCC_22/24/27(04)
218 Maeyeong-ro, Yeongtong-gu, Suwon-si, Gyeonggi-do, 16675, Korea TEL: (031) 337-9902 FAX: (031) 213-5433
UL Korea, Ltd. Confidential
This report shall not be reproduced except in full, without the written approval of UL Korea, Ltd.

5. EQUIPMENT UNDER TEST

5.1. DESCRIPTION OF EUT

The EUT is a GSM/WCDMA/LTE Phone + BT/BLE, DTS/UNII a/b/g/n/ac/ax, UWB, WPT and NFC. This test report addresses the WWAN operational mode.

The EUT has two antenna paths in the band corresponding to part 22 (GSM850, WCDMA band5, LTE band5) and has tested all antenna paths (indicated by M1, M2).

5.2. MAXIMUM OUTPUT POWER

The transmitter has a maximum average radiated ERP / EIRP output powers as follows:

Note : Conducted output power results were excerpted from RF exposure test report(4789497384-S1 FCC Report SAR).

GSM

FCC Part 22/24						
Band	Frequency Range [MHz]	Modulation	Conducted		Radiated	
			Avg [dBm]	Avg [mW]	Avg [dBm]	Avg [mW]
GSM850_M1	824~849	GPRS	**32.33**	**1710.98**	**27.19**	**523.60**
		EGPRS	27.55	569.36	21.44	139.32
GSM850_M2	824~849	GPRS	31.94	1561.55	23.48	222.84
		EGPRS	25.58	361.29	17.61	57.68
GSM1900	1850~1910	GPRS	**28.84**	**765.60**	**30.23**	**1054.39**
		EGPRS	25.38	345.14	26.61	458.14

WCDMA

FCC Part 22/24						
Band	Frequency Range [MHz]	Modulation	Conducted		Radiated	
			Avg [dBm]	Avg [mW]	Avg [dBm]	Avg [mW]
Band 5_M1	824~849	Rel. 99	**24.73**	**297.17**	**20.34**	**108.14**
		HSDPA	23.10	204.18	19.33	85.70
Band 5_M2	824~849	Rel. 99	**23.06**	**202.30**	**14.18**	**26.18**
		HSDPA	22.07	161.17	13.68	23.33
Band 4	1710~1755	Rel. 99	**21.61**	**144.76**	**25.06**	**320.63**
		HSDPA	20.81	120.61	23.73	236.05
Band 2	1850~1910	Rel. 99	**24.19**	**262.42**	**24.89**	**308.32**
		HSDPA	22.95	197.14	23.93	247.17

UL Korea, Ltd. Suwon Laboratory FORM ID: FCC_22/24/27(04)
218 Maeyeong-ro, Yeongtong-gu, Suwon-si, Gyeonggi-do, 16675, Korea TEL: (031) 337-9902 FAX: (031) 213-5433
UL Korea, Ltd. Confidential
This report shall not be reproduced except in full, without the written approval of UL Korea, Ltd.

LTE Band 5

FCC Part 22							
Band	Frequency Range [MHz]	BandWidth [MHz]	Modulation	Conducted		Radiated	
				Avg [dBm]	Avg [mW]	Avg [dBm]	Avg [mW]
Band 5_M1	824 ~ 849	10	QPSK	24.32	270.34	**19.34**	**85.90**
			16QAM	23.70	234.31	18.18	65.77
			64QAM	22.66	184.66		
			256QAM	19.57	90.55		
		5	QPSK	**24.38**	**274.44**	18.96	78.70
			16QAM	23.90	245.22	18.10	64.57
			64QAM	22.69	185.75		
			256QAM	19.27	84.60		
		3	QPSK	24.28	267.87	18.51	70.96
			16QAM	23.50	223.71	17.65	58.21
			64QAM	22.68	185.46		
			256QAM	19.59	90.89		
		1.4	QPSK	24.30	269.37	18.69	73.96
			16QAM	23.64	231.43	17.59	57.41
			64QAM	22.71	186.80		
			256QAM	19.44	87.88		
Band 5_M2	824 ~ 849	10	QPSK	22.72	187.21	14.01	25.18
			16QAM	22.07	161.19	12.38	17.30
			64QAM	21.05	127.23		
			256QAM	17.99	62.92		
		5	QPSK	**22.82**	**191.31**	**14.17**	**26.12**
			16QAM	22.40	173.76	12.79	19.01
			64QAM	21.30	135.03		
			256QAM	18.12	64.85		
		3	QPSK	22.80	190.46	14.07	25.53
			16QAM	22.18	165.18	13.05	20.18
			64QAM	21.04	127.01		
			256QAM	18.08	64.25		
		1.4	QPSK	22.77	189.19	13.88	24.43
			16QAM	22.11	162.47	12.85	19.28
			64QAM	21.26	133.51		
			256QAM	18.01	63.30		

UL Korea, Ltd. Suwon Laboratory FORM ID: FCC_22/24/27(04)
218 Maeyeong-ro, Yeongtong-gu, Suwon-si, Gyeonggi-do, 16675, Korea TEL: (031) 337-9902 FAX: (031) 213-5433
UL Korea, Ltd. Confidential
This report shall not be reproduced except in full, without the written approval of UL Korea, Ltd.

LTE Band_12

FCC Part 27							
Band	Frequency Range [MHz]	BandWidth [MHz]	Modulation	Conducted		Radiated	
				Avg [dBm]	Avg [mW]	Avg [dBm]	Avg [mW]
Band 12	699 ~ 716	10	QPSK	**23.85**	**242.72**	**16.34**	**43.05**
			16QAM	23.22	209.80	14.91	30.97
			64QAM	22.17	164.82		
			256QAM	19.43	87.64		
		5	QPSK	23.84	242.17	16.18	41.50
			16QAM	23.43	220.42	14.80	30.20
			64QAM	22.23	167.06		
			256QAM	19.10	81.24		
		3	QPSK	23.78	239.00	16.06	40.36
			16QAM	23.20	208.76	15.31	33.96
			64QAM	22.12	162.97		
			256QAM	19.07	80.70		
		1.4	QPSK	23.81	240.17	15.97	39.54
			16QAM	23.23	210.39	14.92	31.05
			64QAM	22.38	172.78		
			256QAM	19.06	80.59		

LTE Band 13

FCC Part 27							
Band	Frequency Range [MHz]	BandWidth [MHz]	Modulation	Conducted		Radiated	
				Avg [dBm]	Avg [mW]	Avg [dBm]	Avg [mW]
Band 13	777 ~ 787	10	QPSK	24.10	257.26	19.24	83.95
			16QAM	23.27	212.16	18.43	69.66
			64QAM	22.70	186.13		
			256QAM	19.93	98.46		
		5	QPSK	**24.27**	**267.38**	**19.57**	**90.57**
			16QAM	23.73	236.14	19.40	87.10
			64QAM	22.60	181.99		
			256QAM	20.02	100.40		

UL Korea, Ltd. Suwon Laboratory FORM ID: FCC_22/24/27(04)
218 Maeyeong-ro, Yeongtong-gu, Suwon-si, Gyeonggi-do, 16675, Korea TEL: (031) 337-9902 FAX: (031) 213-5433
UL Korea, Ltd. Confidential
This report shall not be reproduced except in full, without the written approval of UL Korea, Ltd.

LTE Band 25

FCC Part 24							
Band	Frequency Range [MHz]	BandWidth [MHz]	Modulation	Conducted		Radiated	
				Avg [dBm]	Avg [mW]	Avg [dBm]	Avg [mW]
Band 25	1850 ~ 1915	20	QPSK	**22.58**	**181.19**	22.82	191.43
			16QAM	22.00	158.31	21.63	145.55
			64QAM	20.72	118.08		
			256QAM	17.39	54.80		
		15	QPSK	22.50	177.77	**23.41**	**219.28**
			16QAM	21.67	146.95	22.25	167.88
			64QAM	20.72	117.92		
			256QAM	17.51	56.33		
		10	QPSK	22.34	171.47	22.91	195.43
			16QAM	21.51	141.66	22.16	164.44
			64QAM	20.24	105.80		
			256QAM	17.42	55.16		
		5	QPSK	22.45	175.86	22.73	187.50
			16QAM	21.76	149.88	21.57	143.55
			64QAM	20.62	115.32		
			256QAM	17.39	54.77		
		3	QPSK	22.37	172.50	22.03	159.59
			16QAM	21.50	141.19	21.31	135.21
			64QAM	20.54	113.37		
			256QAM	17.53	56.67		
		1.4	QPSK	22.41	174.30	21.85	153.11
			16QAM	21.62	145.21	20.97	125.03
			64QAM	20.68	116.90		
			256QAM	17.60	57.57		

UL Korea, Ltd. Suwon Laboratory FORM ID: FCC_22/24/27(04)
218 Maeyeong-ro, Yeongtong-gu, Suwon-si, Gyeonggi-do, 16675, Korea TEL: (031) 337-9902 FAX: (031) 213-5433
UL Korea, Ltd. Confidential
This report shall not be reproduced except in full, without the written approval of UL Korea, Ltd.

LTE Band 26

				FCC Part 90				FCC Part 22			
Band	Frequency Range [MHz]	BandWidth [MHz]	Modulation	Conducted		Radiated		Conducted		Radiated	
				Avg [dBm]	Avg [mW]	Avg [dBm]	Avg [mW]	Avg [dBm]	Avg [mW]	Avg [dBm]	Avg [mW]
Band 26	Part 90 (814-824 MHz) Part 22 (824-848 MHz)	15	QPSK	**24.19**	**262.12**	**19.64**	**92.04**	24.20	262.81	18.43	69.66
			16QAM	23.09	203.58	18.72	74.47	23.73	236.26	17.41	55.08
			64QAM	22.45	175.71			22.81	191.01		
			256QAM	19.37	86.51			19.52	89.60		
		10	QPSK	23.99	250.68	19.37	86.50	24.26	266.82	18.53	71.29
			16QAM	23.13	205.56	18.44	69.82	23.65	231.99	17.24	52.97
			64QAM	22.17	164.79			22.68	185.24		
			256QAM	19.32	85.56			19.67	92.69		
		5	QPSK	23.98	250.26	19.43	87.70	24.28	267.92	18.79	75.68
			16QAM	23.19	208.26	18.43	69.66	23.90	245.33	17.82	60.53
			64QAM	22.27	168.78			22.57	180.66		
			256QAM	19.44	87.97			19.27	84.59		
		3	QPSK	23.86	243.10	19.55	90.16	**24.30**	**268.85**	**20.25**	**105.93**
			16QAM	22.98	198.64	18.49	70.63	23.68	233.40	19.30	85.11
			64QAM	22.05	160.16			22.64	183.81		
			256QAM	19.44	87.85			19.72	93.84		
		1.4	QPSK	23.85	242.79	19.39	86.90	24.22	264.04	19.90	97.72
			16QAM	23.11	204.81	18.49	70.63	23.59	228.69	18.59	72.28
			64QAM	22.40	173.93			22.48	176.86		
			256QAM	19.53	89.69			19.47	88.54		

LTE Band 41(PC2)

FCC Part 27							
Band	Frequency Range [MHz]	BandWidth [MHz]	Modulation	Conducted		Radiated	
				Avg [dBm]	Avg [mW]	Avg [dBm]	Avg [mW]
Band 41	2496 ~ 2690	20	QPSK	25.28	337.27	**29.17**	**826.04**
			16QAM	24.66	292.39	28.36	685.49
			64QAM	23.65	231.69		
			256QAM	20.83	121.15		
		15	QPSK	25.27	336.27	28.89	774.46
			16QAM	24.78	300.80	27.69	587.49
			64QAM	23.56	226.78		
			256QAM	20.56	113.88		
		10	QPSK	25.25	334.92	28.61	726.11
			16QAM	24.72	296.72	27.85	609.54
			64QAM	23.56	226.78		
			256QAM	20.65	116.15		
		5	QPSK	**25.33**	**341.03**	28.26	669.88
			16QAM	24.86	306.38	27.37	545.76
			64QAM	23.87	243.79		
			256QAM	20.80	120.11		

UL Korea, Ltd. Suwon Laboratory FORM ID: FCC_22/24/27(04)
218 Maeyeong-ro, Yeongtong-gu, Suwon-si, Gyeonggi-do, 16675, Korea TEL: (031) 337-9902 FAX: (031) 213-5433
UL Korea, Ltd. Confidential
This report shall not be reproduced except in full, without the written approval of UL Korea, Ltd.

LTE Band 66

FCC Part 27							
Band	Frequency Range [MHz]	BandWidth [MHz]	Modulation	Conducted		Radiated	
				Avg [dBm]	Avg [mW]	Avg [dBm]	Avg [mW]
Band 66	1710 ~ 1780	20	QPSK	23.78	238.61	24.56	285.76
			16QAM	23.27	212.55	23.61	229.61
			64QAM	21.79	151.18		
			256QAM	19.18	82.74		
		15	QPSK	23.46	221.68	24.79	301.30
			16QAM	22.71	186.80	24.02	252.35
			64QAM	21.72	148.48		
			256QAM	19.39	86.97		
		10	QPSK	23.55	226.32	**24.82**	**303.39**
			16QAM	22.63	183.10	23.55	226.46
			64QAM	21.34	136.17		
			256QAM	19.50	89.13		
		5	QPSK	23.72	235.31	24.39	274.79
			16QAM	22.70	186.01	23.65	231.74
			64QAM	21.29	134.71		
			256QAM	19.23	83.68		
		3	QPSK	23.72	235.60	24.65	291.74
			16QAM	22.54	179.64	23.25	211.35
			64QAM	21.37	137.18		
			256QAM	19.48	88.66		
		1.4	QPSK	**23.79**	**239.09**	24.05	254.10
			16QAM	23.00	199.69	23.30	213.80
			64QAM	21.51	141.55		
			256QAM	19.24	83.90		

UL Korea, Ltd. Suwon Laboratory FORM ID: FCC_22/24/27(04)
218 Maeyeong-ro, Yeongtong-gu, Suwon-si, Gyeonggi-do, 16675, Korea TEL: (031) 337-9902 FAX: (031) 213-5433
UL Korea, Ltd. Confidential
This report shall not be reproduced except in full, without the written approval of UL Korea, Ltd.

LTE Band 2

LTE Band 2(Frequency range: 1850-1910 MHz) is covered by LTE Band 25 (Frequency range: 1850-1915 MHz) due to overlapping frequency range, same maximum tune-up limit and same channel bandwidth.

LTE Band 4

LTE Band 4 (Frequency range: 1710-1755 MHz) is covered by LTE Band 66 (Frequency range: 1710-1780 MHz) due to overlapping frequency range, same maximum tune-up limit and same channel bandwidth.

LTE Band 17

LTE Band 17 (Frequency range: 704-716 MHz) is covered by LTE Band 12 (Frequency range: 699-716 MHz) due to overlapping frequency range, same maximum tune-up limit and same channel bandwidth.

LTE Band41(PC3)

LTE Band 41(PC3, Frequency range : 2496-2690 MHz) is covered by LTE Band 41(PC2) (Frequency range: 2496-2690 MHz) due to same frequency range, same channel bandwidth and maximum tune-up limit is higher than LTE Band41(PC3).

UL Korea, Ltd. Confidential
This report shall not be reproduced except in full, without the written approval of UL Korea, Ltd.

5.3. DESCRIPTION OF AVAILABLE ANTENNAS

The radio utilizes a internal antenna for the [List the bands supported] with a maximum peak gain as follow:

Frequency (MHz)	Peak Gain (dBi)
WCDMA Band4 / LTE Band 4 / LTE Band 66 1710 ~ 1780 MHz	1.76
LTE Band 26 814 ~ 849 MHz	-0.48
GSM 850 / WCDMA Band 5 / LTE Band 5 (M1) 814 ~ 849 MHz	-0.47
GSM 850 / WCDMA Band 5 / LTE Band 5 (M2) 814 ~ 849 MHz	-5.18
LTE Band 12 / LTE Band 17 699 ~ 716 MHz	-4.43
LTE Band 13 777 ~ 787 MHz	-0.78
GSM 1900 / WCDMA Band 2 / LTE Band 2 / LTE Band 25 1850 ~ 1915 MHz	0.54
LTE Band 41 2496 ~ 2690 MHz	0.84

UL Korea, Ltd. Confidential
This report shall not be reproduced except in full, without the written approval of UL Korea, Ltd.

5.4. WORST-CASE ORIENTATION

Following modes should be considered as worst-case scenario for all other measurements.

- GSM GPRS/EGPRS
- UMTS REL 99/HSDPA

For all LTE, the worst-case scenario for all measurements is based on the average conducted output power measurement investigation results. Output power measurements were measured on QPSK, 16QAM, 64QAM and 256QAM modulations. It was found that QPSK and 16QAM results were worst case. All testing was performed using QPSK and 16QAM modulations to represent the worst case. However, the out of band emissions and spurious radiation were only performed on bandwidth and RB offset(with RB size 1) with the highest conducted power in QPSK.

Highest power setting for each bands				
LTE Band	**Frequency (MHz)**	**Bandwidth (MHz)**	**RB size**	**RB offset**
5_M1	826.5	5	1	12
	836.5		1	12
	846.5		1	12
5_M2	829	10	1	49
	836.5		1	25
	844		1	25
12	704	10	1	0
	707.5		1	0
	711		1	0
13	779.5	5	1	24
	782		1	12
	784.5		1	0
25	1860	20	1	99
	1882.5		1	49
	1905		1	0
26(Part 90)	821.5	15	1	74
26(Part 22)	825.5	3	1	8
	831.5		1	14
	847.5		1	0
41	2506	20	1	99
	2593		1	0
	2680		1	0
66	1710.7	1.4	1	0
	1745		1	0
	1779.3		1	0

UL Korea, Ltd. Suwon Laboratory FORM ID: FCC_22/24/27(04)
218 Maeyeong-ro, Yeongtong-gu, Suwon-si, Gyeonggi-do, 16675, Korea TEL: (031) 337-9902 FAX: (031) 213-5433
UL Korea, Ltd. Confidential
This report shall not be reproduced except in full, without the written approval of UL Korea, Ltd.

i. Worst Axis condition

The fundamental and radiated spurious emission were investigated in three orthogonal orientations X, Y and Z, it was determined that below orientation was worst-case orientation for each band.

Band	ERP/EIRP			RSE		
	X	Y	Z	X	Y	Z
GSM850_M1	-	-	Open	Half	-	-
GSM850_M2	-	-	Full	Full	-	-
GSM1900	Open	-	-	Open	-	-
WCDMA B5_M1	Open	-	-	Open	-	-
WCDMA B5_M2	-	-	Full	-	-	Full
WCDMA B4	Open	-	-	Open	-	-
WCDMA B2	Open	-	-	Open	-	-
LTE B5_M1	-	-	Half	-	-	Half
LTE B5_M2	-	-	Full	-	-	Full
LTE B12	-	-	Full	-	-	Half
LTE B13	Open	-	-	Open	-	-
LTE B25	-	-	Open	-	-	Open
LTE B26	Open	-	-	Open	-	-
LTE B41	Half	-	-	-	Open	-
LTE B66	Open	-	-	Open	-	-

ii. Foldable condition

The fundamental of the EUT was investigated in three foldable conditions(Open, Half-folded, Full-folded).

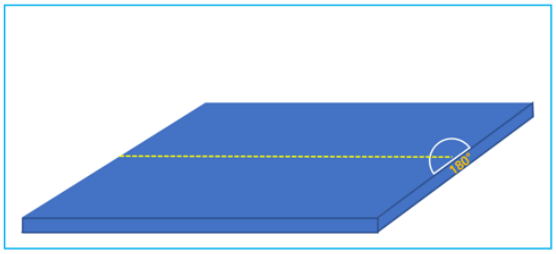

Open

Half-folded



Full-folded

UL Korea, Ltd. Suwon Laboratory FORM ID: FCC_22/24/27(04)
218 Maeyeong-ro, Yeongtong-gu, Suwon-si, Gyeonggi-do, 16675, Korea TEL: (031) 337-9902 FAX: (031) 213-5433

UL Korea, Ltd. Confidential
This report shall not be reproduced except in full, without the written approval of UL Korea, Ltd.

Note : For ERP/EIRP testing, the EUT didn't attached with travel adapter. But radiated spurious testing, the EUT attached with travel adapter for the worst case condition. The EUT is continuously communicated with the call box during the tests.

5.5. DESCRIPTION OF TEST SETUP

SUPPORT EQUIPMENT

Support Equipment List				
Description	**Manufacturer**	**Model**	**Serial Number**	**FCC ID**
Charger	SAMSUNG	EP-TA800	R37MBEVGPB7SE3	N/A
Data Cable	SAMSUNG	EP-DG980	N/A	N/A

I/O CABLE

I/O Cable List						
Cable No	**Port**	**# of identical ports**	**Connector Type**	**Cable Type**	**Cable Length (m)**	**Remarks**
1	DC Power	1	C Type	Shielded	1.0 m	N/A

TEST SETUP

The EUT is continuously communicated with the call box during the tests.

UL Korea, Ltd. Suwon Laboratory FORM ID: FCC_22/24/27(04)
218 Maeyeong-ro, Yeongtong-gu, Suwon-si, Gyeonggi-do, 16675, Korea TEL: (031) 337-9902 FAX: (031) 213-5433
UL Korea, Ltd. Confidential
This report shall not be reproduced except in full, without the written approval of UL Korea, Ltd.

SETUP DIAGRAM FOR TESTS (CONDUCTED TEST SETUP)



SETUP DIAGRAM FOR TESTS (RADIATED TEST SETUP)

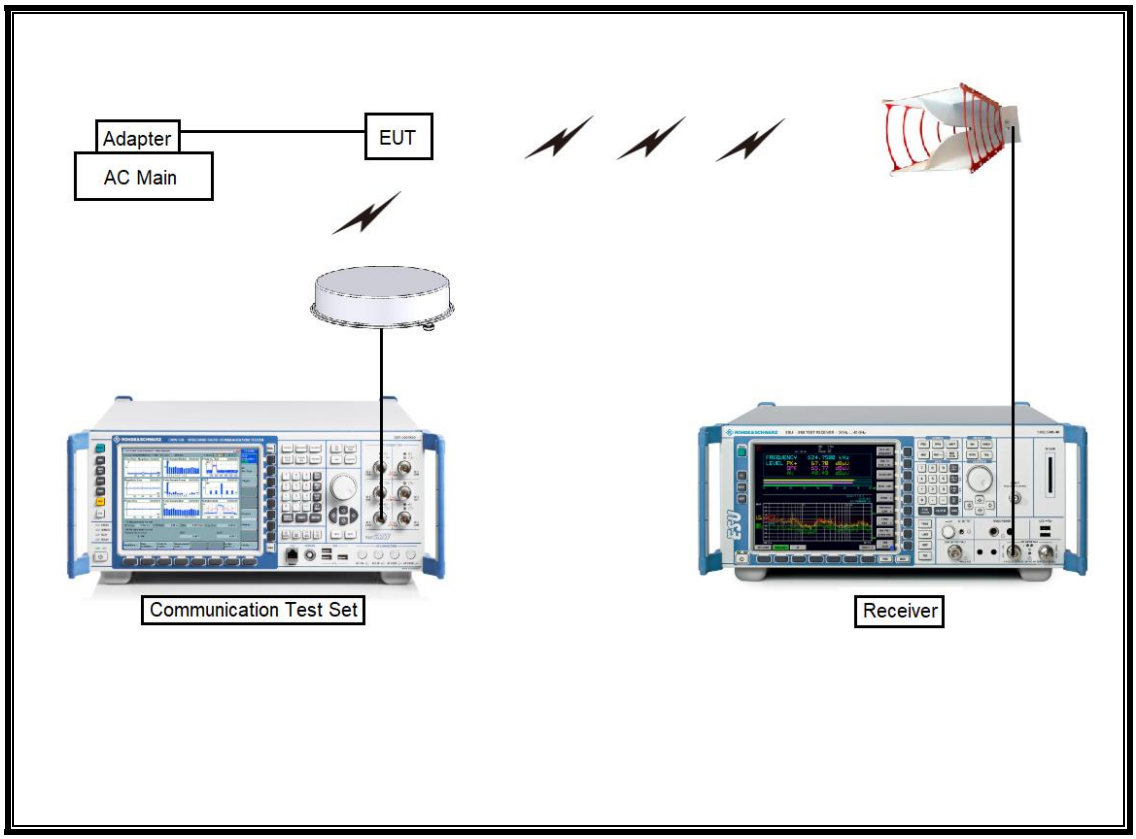

UL Korea, Ltd. Suwon Laboratory FORM ID: FCC_22/24/27(04)
218 Maeyeong-ro, Yeongtong-gu, Suwon-si, Gyeonggi-do, 16675, Korea TEL: (031) 337-9902 FAX: (031) 213-5433
UL Korea, Ltd. Confidential
This report shall not be reproduced except in full, without the written approval of UL Korea, Ltd.

6. TEST AND MEASUREMENT EQUIPMENT

The following test and measurement equipment was utilized for the tests documented in this report:

Test Equipment List				
Description	**Manufacturer**	**Model**	**S/N**	**Cal Due**
Antenna, Tuned Dipole 400~1000 MHz	ETS	3121D DB4	00164753	01-31-21
Directional Antenna	Cobham	FPA3-0.8-6.0R/1329	110367-0003	N/A
Directional Antenna	Cobham	FPA3-0.8-6.0R/1329	80108-0004	N/A
Antenna, Horn, 40 GHz	ETS	3116C	00166155	08-13-20
Preamplifier	ETS	3116C-PA	00168841	08-08-20
Antenna, Horn, 40 GHz	ETS	3116C	00168645	10-02-21
Antenna, Bilog, 30MHz-1GHz	SCHWARZBECK	VULB9163	750	08-04-20
Antenna, Bilog, 30MHz-1GHz	SCHWARZBECK	VULB9163	845	08-04-20
Antenna, Bilog, 30MHz-1GHz	SCHWARZBECK	VULB9163	749	08-04-20
Antenna, Horn, 18 GHz	ETS	3115	00167211	08-04-20
Antenna, Horn, 18 GHz	ETS	3115	00161451	08-04-20
Antenna, Horn, 18 GHz	ETS	3117	00168724	08-04-20
Antenna, Horn, 18 GHz	ETS	3117	00205959	08-04-20
Antenna, Horn, 18 GHz	ETS	3117	00168717	08-04-20
Communications Test Set	R&S	CMW500	115331	08-05-20
DC Power Supply	Agilent / HP	E3640A	MY54226395	08-06-20
Preamplifier, 1000 MHz	Sonoma	310N	341282	08-05-20
Preamplifier, 1000 MHz	Sonoma	310N	370599	08-05-20
Preamplifier, 1000 MHz	Sonoma	310N	351741	08-05-20
Preamplifier, 18 GHz	Miteq	AFS42-00101800-25-S-42	1876511	08-06-20
Preamplifier, 18 GHz	Miteq	AFS42-00101800-25-S-42	2029169	08-06-20
Preamplifier, 18 GHz	Miteq	AFS42-00101800-25-S-42	1896138	08-06-20
Spectrum Analyzer	Keysight	N3090B	MY57143717	08-06-20
EMI Test Receive, 40 GHz	R&S	ESU40	100439	08-06-20
EMI Test Receive, 40 GHz	R&S	ESU40	100457	08-06-20
Direcitonal Antenna	Cobham	FPA3-0.8-6.0R/1329	80108-0004	N/A
High Pass Filter 1.2GHz	Micro-Tronics	HPM50108-02	G005	08-05-20
High Pass Filter 1.2GHz	Micro-Tronics	HPM50108-02	G006	08-05-20
High Pass Filter 2.8GHz	Micro-Tronics	HPM50111-02	010	08-05-20
High Pass Filter 2.8GHz	Micro-Tronics	HPM50111-02	011	08-05-20
High Pass Filter 4GHz	Micro-Tronics	HPM50118-02	G001	08-05-20
High Pass Filter 4GHz	Micro-Tronics	HPM50118-02	G002	08-05-20
Attenuator	PASTERNACK	PE7087-10	A009	08-08-20
Attenuator	PASTERNACK	PE7087-10	A001	08-08-20
Attenuator	PASTERNACK	PE7087-10	A008	08-08-20
Attenuator	PASTERNACK	PE7087-10	2	08-08-20
Attenuator	PASTERNACK	PE7395-10	A011	08-08-20
Antenna, Loop, 9kHz-30MHz	R&S	HFH2-Z2	100418	10-02-21
Temperature Chamber	ESPEC	SH-642	93001109	08-05-20
Power Splitter	MINI-CIRCUITS	WA1534	UL001	02-05-21
Power Splitter	MINI-CIRCUITS	WA1534	UL002	02-05-21

UL Software			
Description	**Manufacturer**	**Model**	**Version**
Antenna port test software	UL	CLT	Ver 2.5

UL Korea, Ltd. Suwon Laboratory FORM ID: FCC_22/24/27(04)
218 Maeyeong-ro, Yeongtong-gu, Suwon-si, Gyeonggi-do, 16675, Korea TEL: (031) 337-9902 FAX: (031) 213-5433
UL Korea, Ltd. Confidential
This report shall not be reproduced except in full, without the written approval of UL Korea, Ltd.

7. SUMMARY TABLE

FCC Part Section	Test Description	Test Limit	Test Condition	Test Result
2.1049	Occupied Band width (99%)	N/A	Conducted	Pass
22.917(a) 24.238(a) 27.53(c),(g),(h) 90.691	Band Edge / Conducted Spurious Emission	-13dBm		Pass
27.53(m)	Conducted Spurious Emission	-25 dBm		Pass
27.53(m) 90.691	Emission mask	Section 9.2.2		Pass
2.1046	Conducted output power	N/A		Pass
22.355 24.235 27.54 90.213	Frequency Stability	2.5PPM		Pass
22.913(a)(5)	Effective Radiated Power	38.5 dBm	Radiated	Pass
90.635(b)		50 dBm		Pass
27.50(b)(10) 27.50(c)(10)		34.77 dBm		Pass
24.232(c) 27.50(h)(2)	Equivalent Isotropic Radiated Power	33dBm		Pass
27.50(d)(4)		30dBm		Pass
22.917(a) 24.238(a) 27.53(c),(g),(h) 90.691	Radiated Spurious Emission	-13dBm		Pass
27.53 (m)		-25dBm		Pass

UL Korea, Ltd. Suwon Laboratory FORM ID: FCC_22/24/27(04)
218 Maeyeong-ro, Yeongtong-gu, Suwon-si, Gyeonggi-do, 16675, Korea TEL: (031) 337-9902 FAX: (031) 213-5433
UL Korea, Ltd. Confidential
This report shall not be reproduced except in full, without the written approval of UL Korea, Ltd.

8. PEAK TO AVERAGE RATIO

Test Procedure

Per KDB 971168 D01 Power Meas License Digital Systems v03r01;

The transmitter output was connected to a CMW500 Test Set and configured to operate at maximum power. The PAR were measured on the Spectrum Analyzer.

Test Spec

In addition, when the transmitter power is measured in terms of average value, the peak-to-average ratio of the power shall not exceed 13 dB.

RESULTS

UL Korea, Ltd. Suwon Laboratory FORM ID: FCC_22/24/27(04)
218 Maeyeong-ro, Yeongtong-gu, Suwon-si, Gyeonggi-do, 16675, Korea TEL: (031) 337-9902 FAX: (031) 213-5433
UL Korea, Ltd. Confidential
This report shall not be reproduced except in full, without the written approval of UL Korea, Ltd.

8.1. CONDUCTED PEAK TO AVERAGE RESULT

GSM

GSM 850 M1	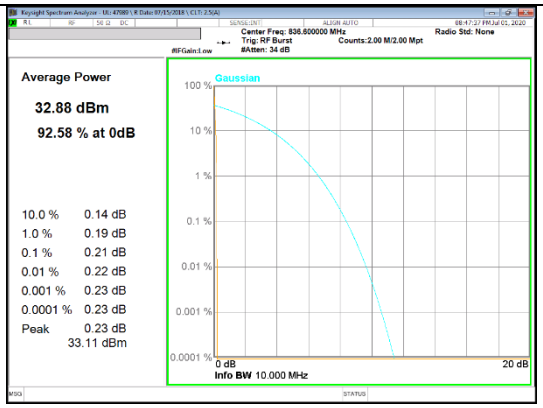 GSM850 GPRS Mid channel	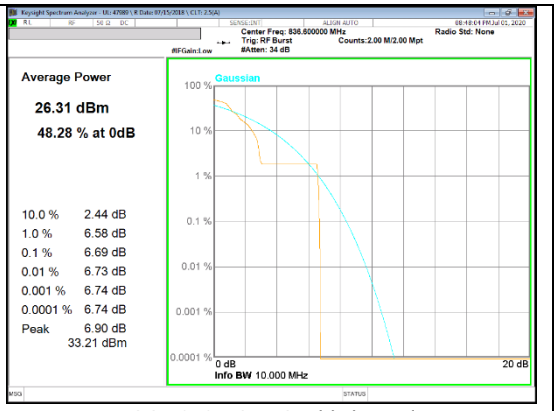 GSM850 EGPRS Mid channel
GSM 850 M2	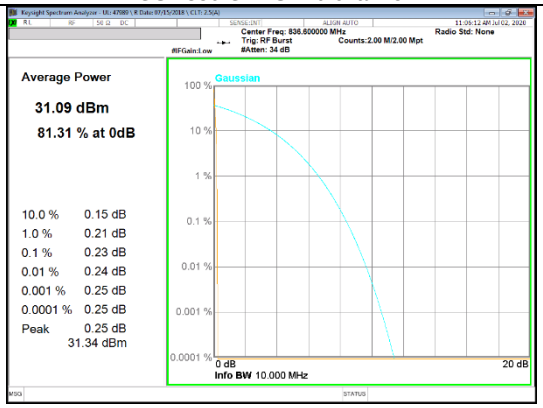 GSM850 GPRS Mid channel	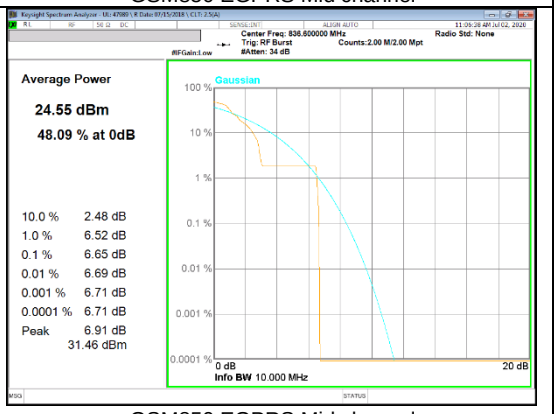 GSM850 EGPRS Mid channel
GSM 1900	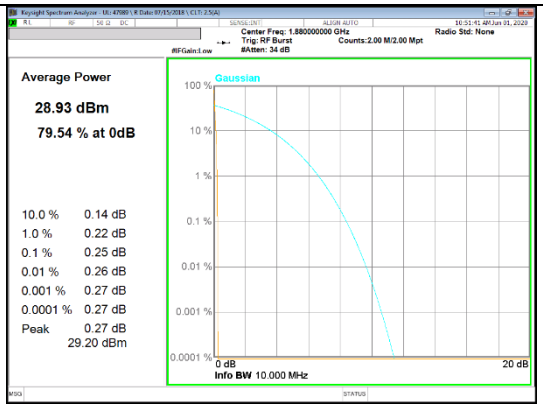 GSM1900 GPRS Mid channel	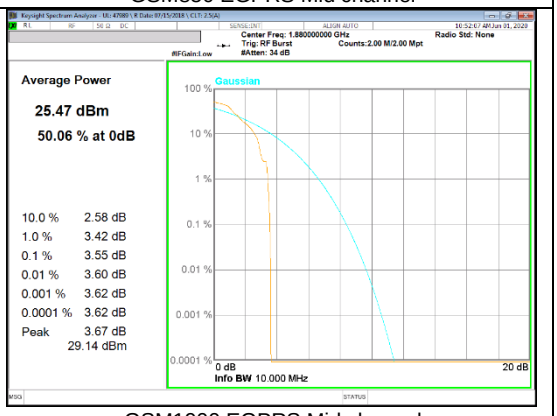 GSM1900 EGPRS Mid channel

UL Korea, Ltd. Suwon Laboratory FORM ID: FCC_22/24/27(04)
218 Maeyeong-ro, Yeongtong-gu, Suwon-si, Gyeonggi-do, 16675, Korea TEL: (031) 337-9902 FAX: (031) 213-5433
UL Korea, Ltd. Confidential
This report shall not be reproduced except in full, without the written approval of UL Korea, Ltd.

WCDMA

WCDMA Band 5

M1

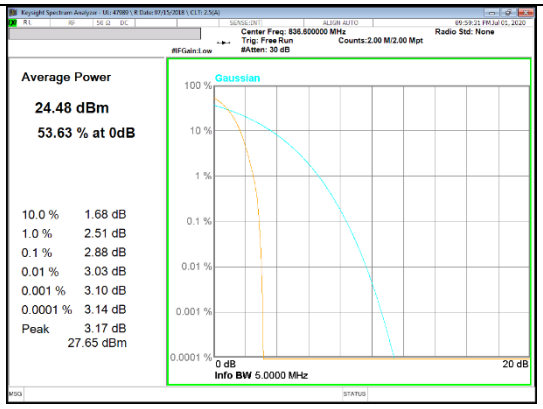

WCDMA B5 REL99 Mid channel

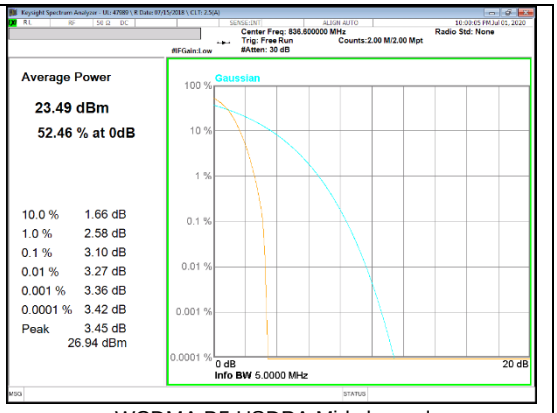

WCDMA B5 HSDPA Mid channel

WCDMA Band 5

M2

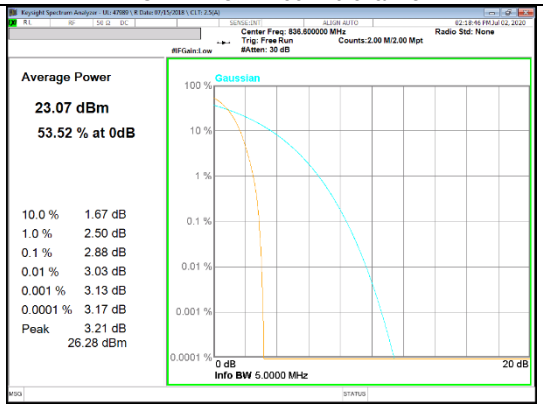

WCDMA B5 REL99 Mid channel

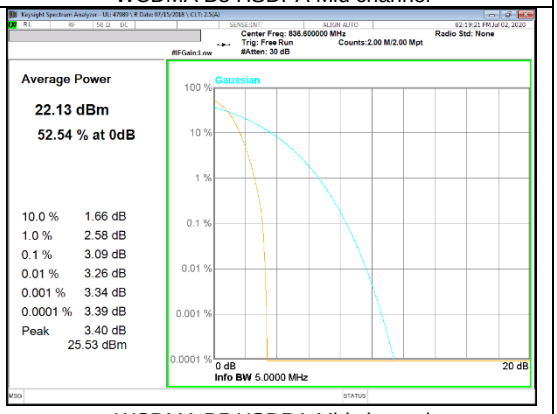

WCDMA B5 HSDPA Mid channel

WCDMA Band 4

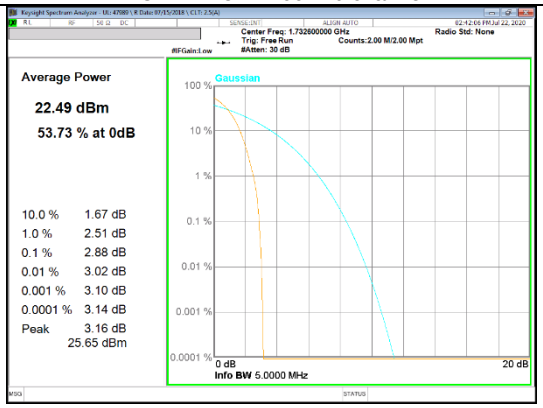

WCDMA B4 REL99 Mid channel

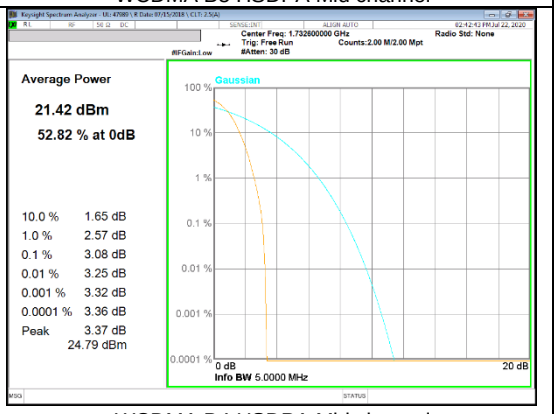

WCDMA B4 HSDPA Mid channel

WCDMA Band 2

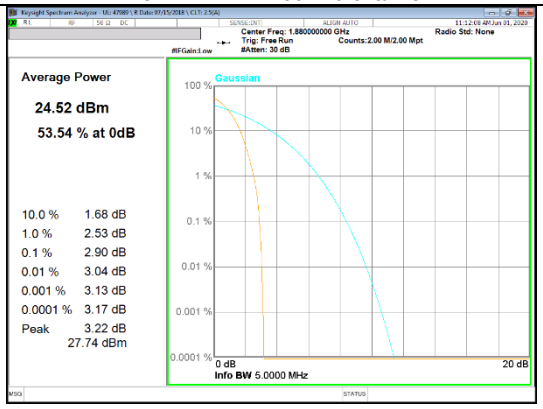

WCDMA B2 REL99 Mid channel

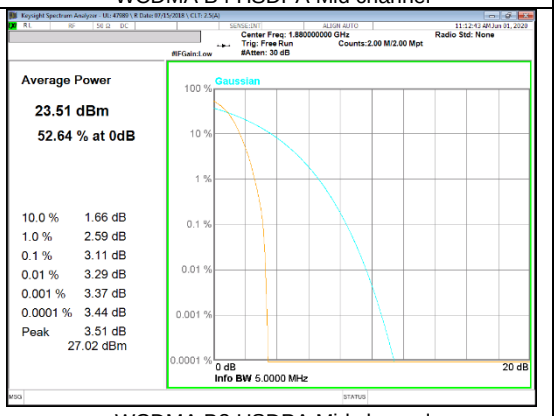

WCDMA B2 HSDPA Mid channel

UL Korea, Ltd. Confidential
This report shall not be reproduced except in full, without the written approval of UL Korea, Ltd.

LTE Band 5

LTE Band 5 10 MHz M1	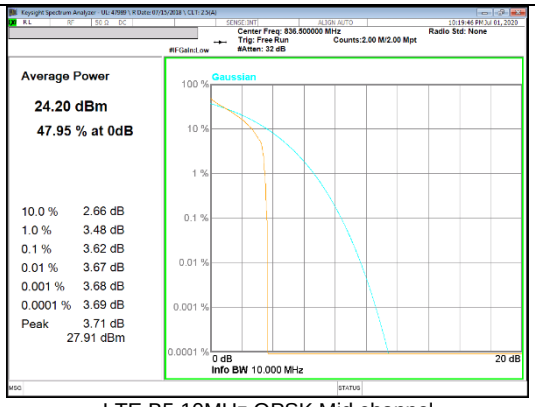 LTE B5 10MHz QPSK Mid channel	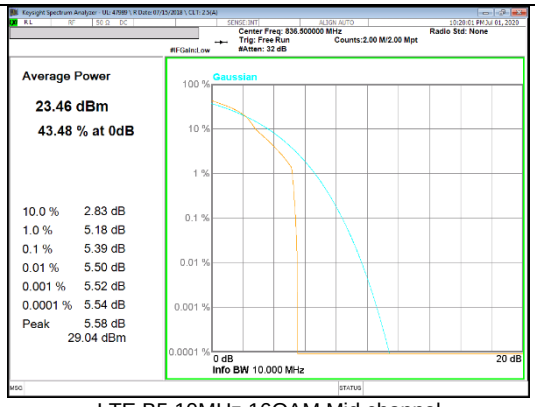 LTE B5 10MHz 16QAM Mid channel
LTE Band 5 5 MHz M1	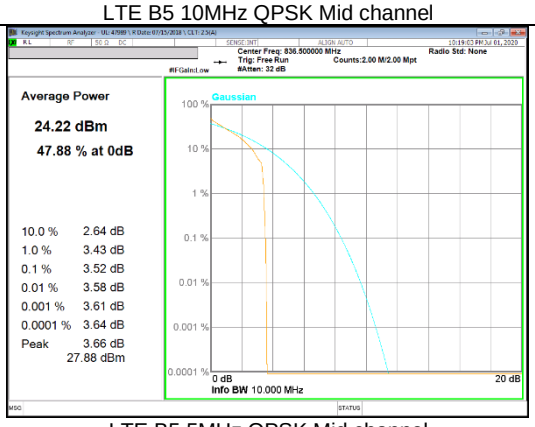 LTE B5 5MHz QPSK Mid channel	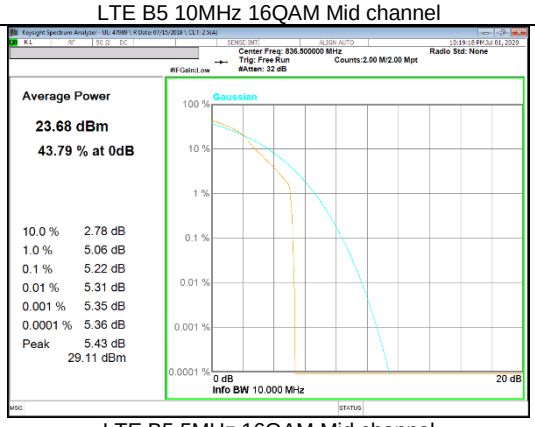 LTE B5 5MHz 16QAM Mid channel
LTE Band 5 3 MHz M1	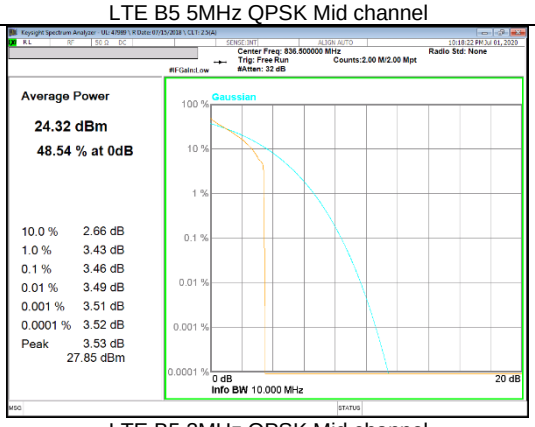 LTE B5 3MHz QPSK Mid channel	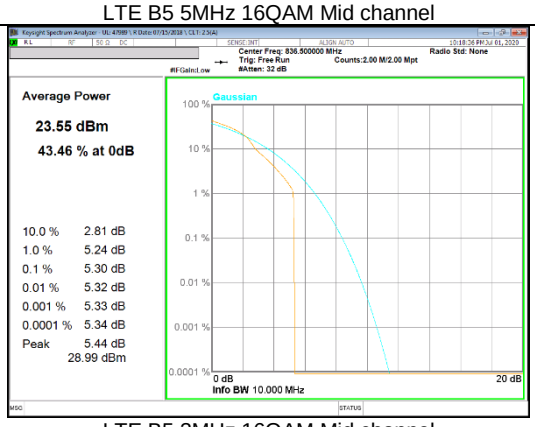 LTE B5 3MHz 16QAM Mid channel
LTE Band 5 1.4 MHz M1	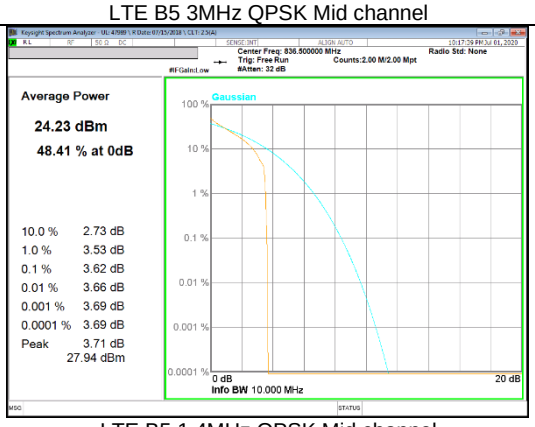 LTE B5 1.4MHz QPSK Mid channel	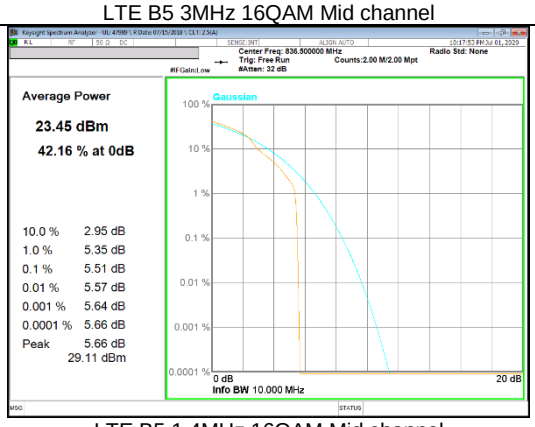 LTE B5 1.4MHz 16QAM Mid channel

UL Korea, Ltd. Suwon Laboratory FORM ID: FCC_22/24/27(04)
218 Maeyeong-ro, Yeongtong-gu, Suwon-si, Gyeonggi-do, 16675, Korea TEL: (031) 337-9902 FAX: (031) 213-5433

UL Korea, Ltd. Confidential
This report shall not be reproduced except in full, without the written approval of UL Korea, Ltd.

LTE Band 5 10 MHz M2	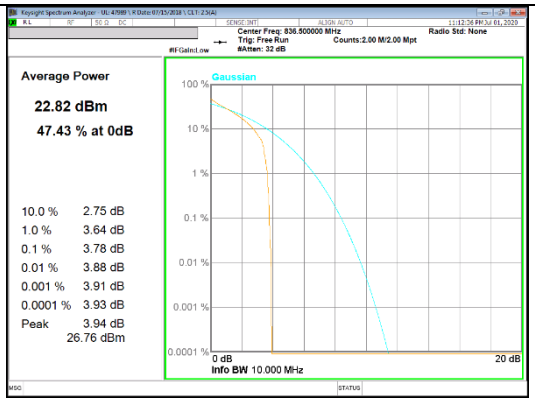 LTE B5 10MHz QPSK Mid channel	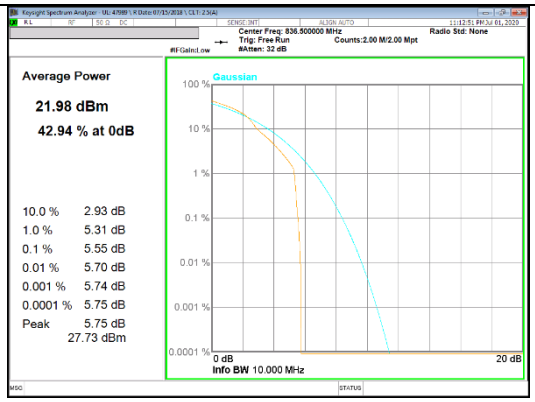 LTE B5 10MHz 16QAM Mid channel
LTE Band 5 5 MHz M2	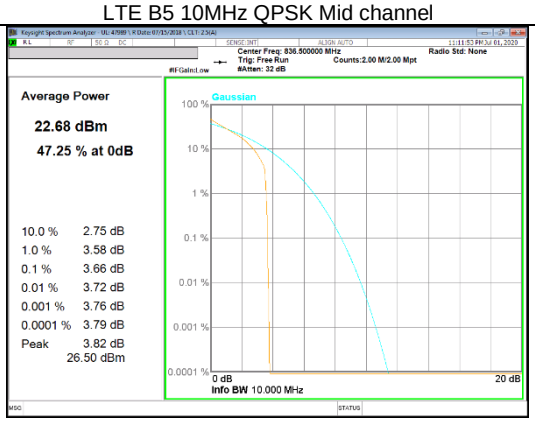 LTE B5 5MHz QPSK Mid channel	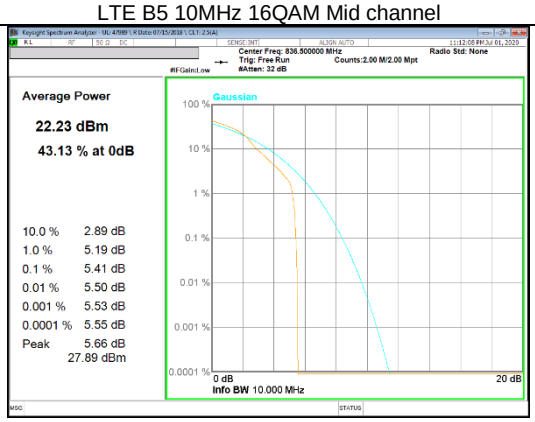 LTE B5 5MHz 16QAM Mid channel
LTE Band 5 3 MHz M2	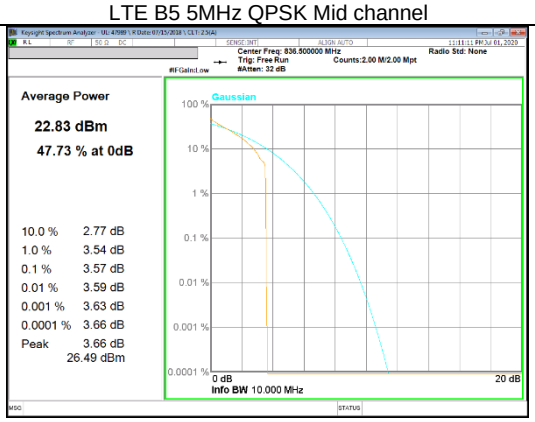 LTE B5 3MHz QPSK Mid channel	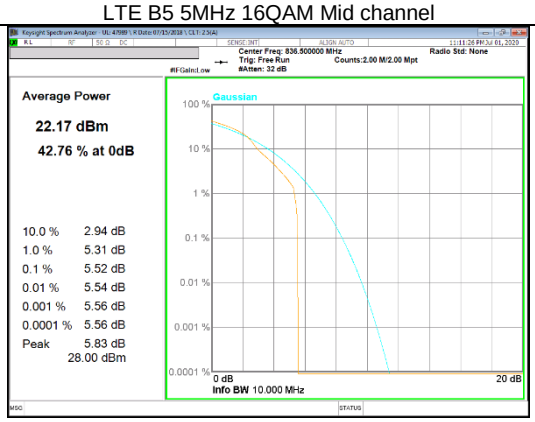 LTE B5 3MHz 16QAM Mid channel
LTE Band 5 1.4 MHz M2	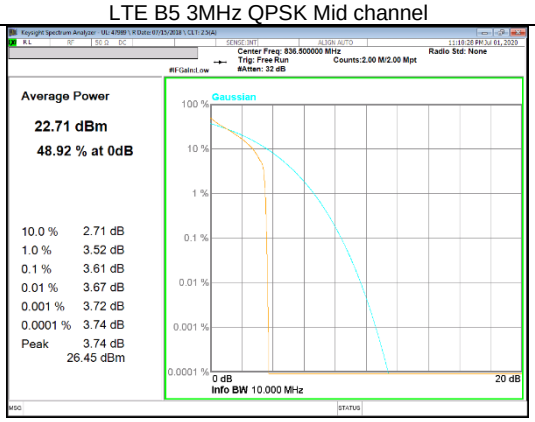 LTE B5 1.4MHz QPSK Mid channel	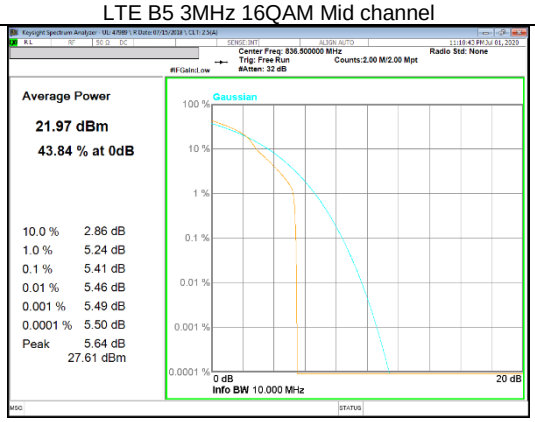 LTE B5 1.4MHz 16QAM Mid channel

UL Korea, Ltd. Suwon Laboratory FORM ID: FCC_22/24/27(04)
218 Maeyeong-ro, Yeongtong-gu, Suwon-si, Gyeonggi-do, 16675, Korea TEL: (031) 337-9902 FAX: (031) 213-5433
UL Korea, Ltd. Confidential
This report shall not be reproduced except in full, without the written approval of UL Korea, Ltd.

LTE Band 12

LTE Band 12 10 MHz	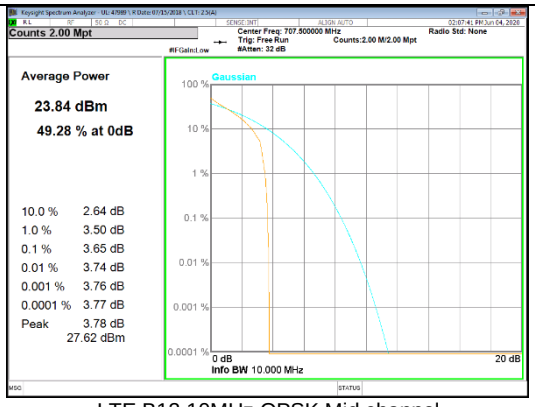 LTE B12 10MHz QPSK Mid channel	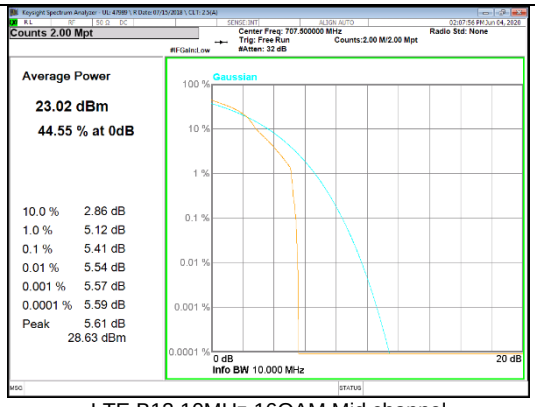 LTE B12 10MHz 16QAM Mid channel
LTE Band 12 5 MHz	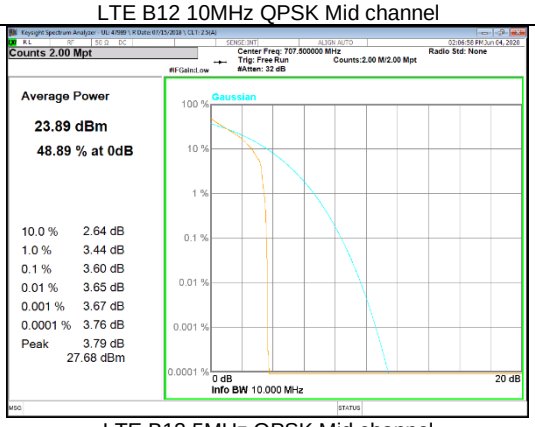 LTE B12 5MHz QPSK Mid channel	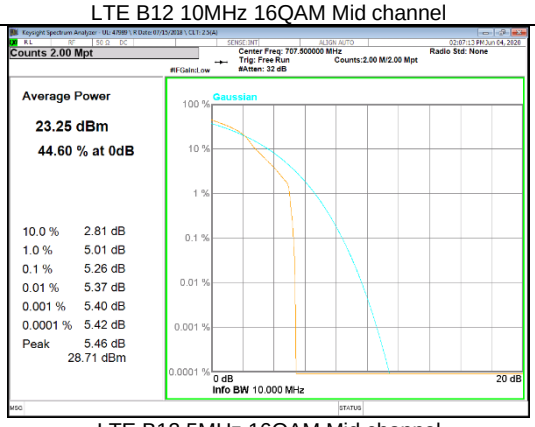 LTE B12 5MHz 16QAM Mid channel
LTE Band 12 3 MHz	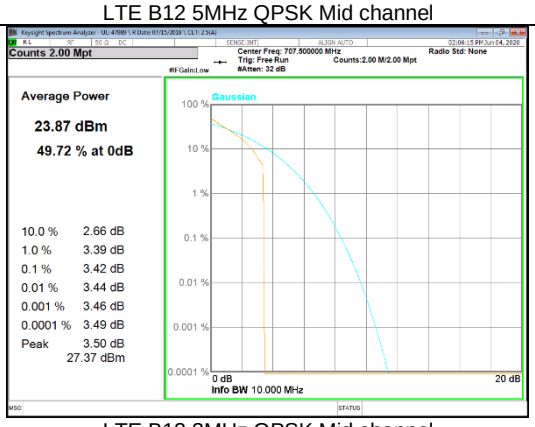 LTE B12 3MHz QPSK Mid channel	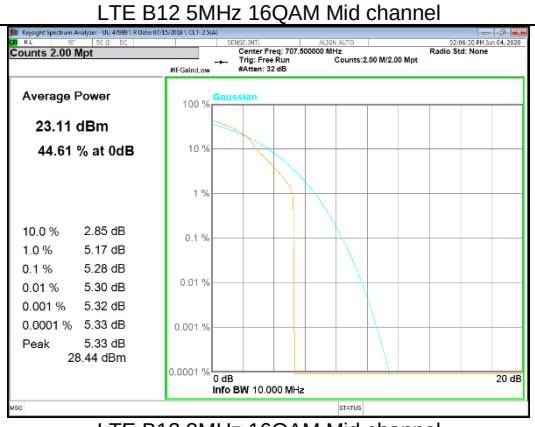 LTE B12 3MHz 16QAM Mid channel
LTE Band 12 1.4 MHz	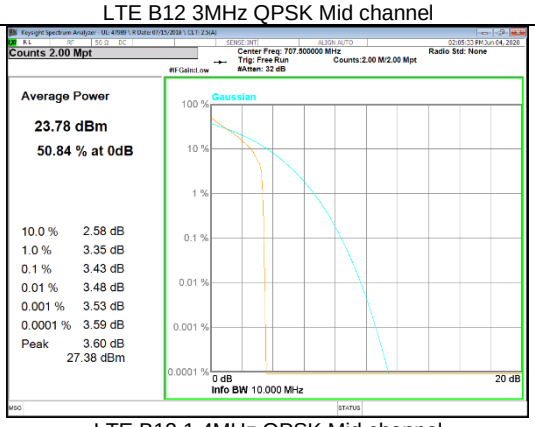 LTE B12 1.4MHz QPSK Mid channel	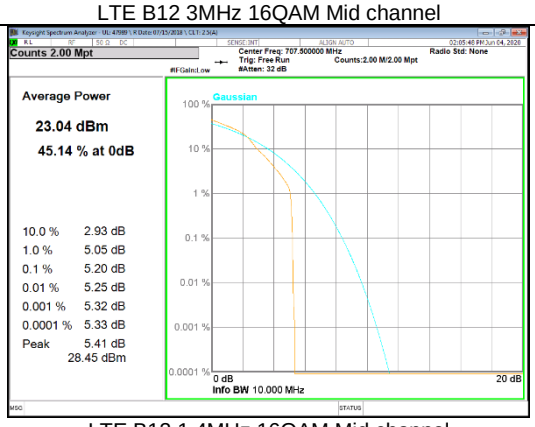 LTE B12 1.4MHz 16QAM Mid channel

UL Korea, Ltd. Suwon Laboratory FORM ID: FCC_22/24/27(04)
218 Maeyeong-ro, Yeongtong-gu, Suwon-si, Gyeonggi-do, 16675, Korea TEL: (031) 337-9902 FAX: (031) 213-5433

UL Korea, Ltd. Confidential
This report shall not be reproduced except in full, without the written approval of UL Korea, Ltd.

LTE Band 13

LTE Band 13 10 MHz	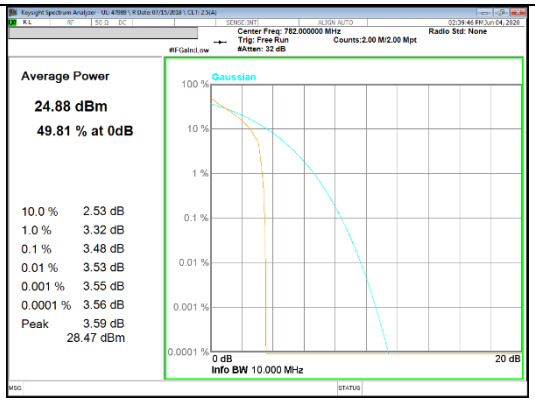 LTE B13 10MHz QPSK Mid channel	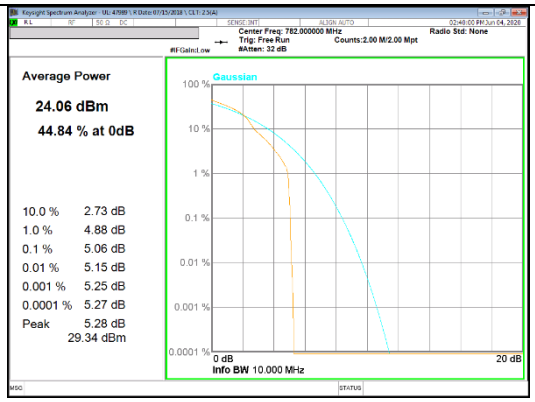 LTE B13 10MHz 16QAM Mid channel
LTE Band 13 5 MHz	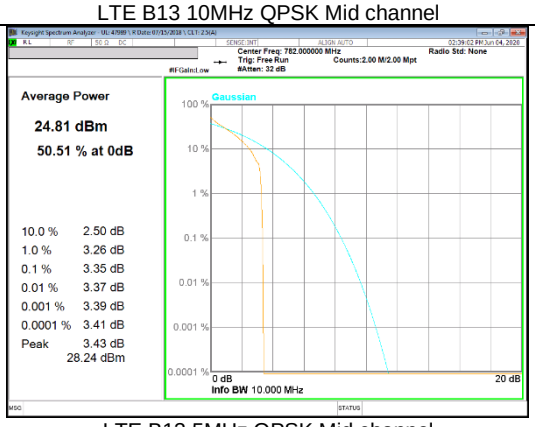 LTE B13 5MHz QPSK Mid channel	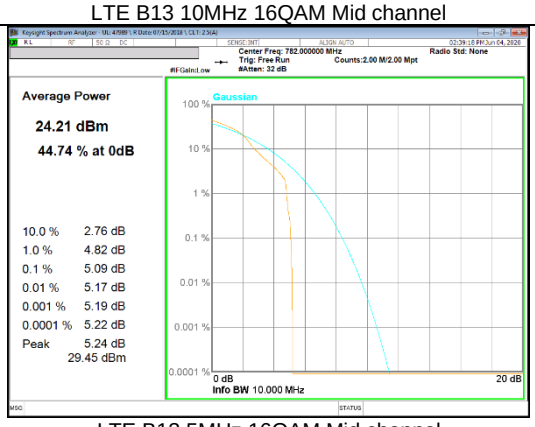 LTE B13 5MHz 16QAM Mid channel

UL Korea, Ltd. Suwon Laboratory FORM ID: FCC_22/24/27(04)
218 Maeyeong-ro, Yeongtong-gu, Suwon-si, Gyeonggi-do, 16675, Korea TEL: (031) 337-9902 FAX: (031) 213-5433
UL Korea, Ltd. Confidential
This report shall not be reproduced except in full, without the written approval of UL Korea, Ltd.

LTE Band 25

LTE Band 25 20 MHz	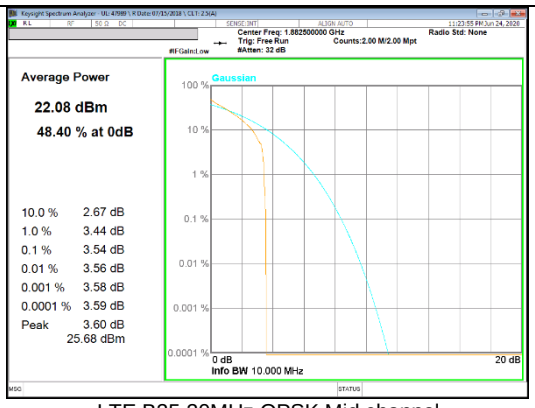 LTE B25 20MHz QPSK Mid channel	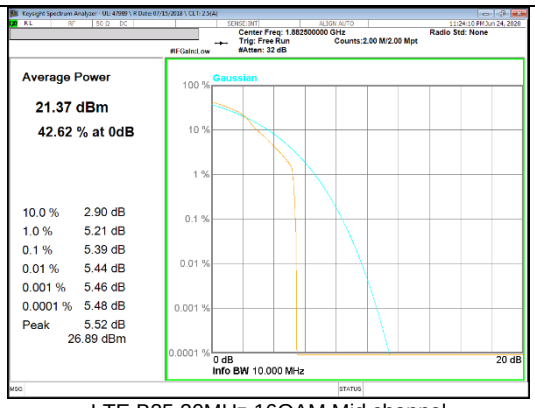 LTE B25 20MHz 16QAM Mid channel
LTE Band 25 15 MHz	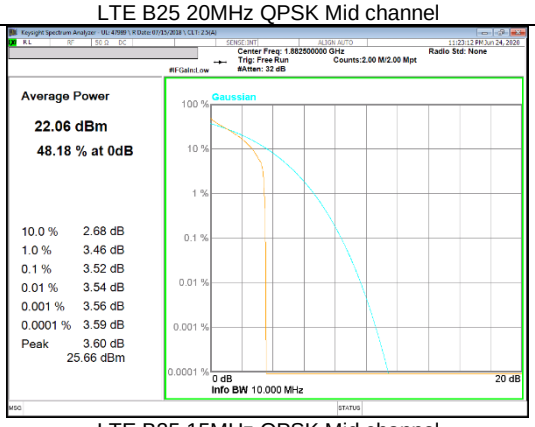 LTE B25 15MHz QPSK Mid channel	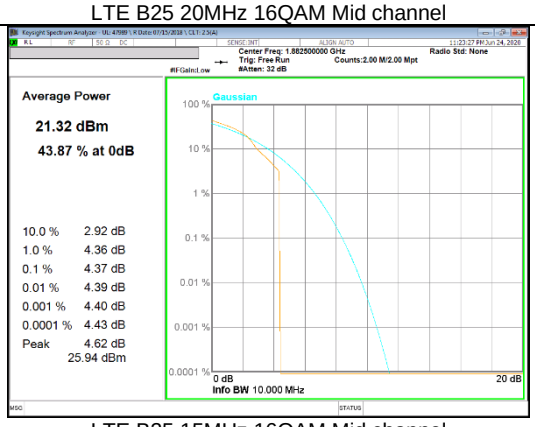 LTE B25 15MHz 16QAM Mid channel
LTE Band 25 10 MHz	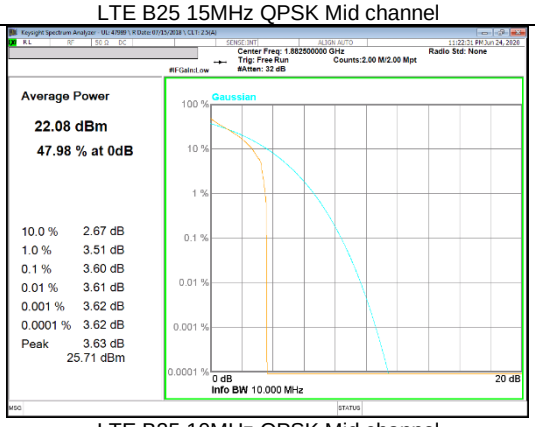 LTE B25 10MHz QPSK Mid channel	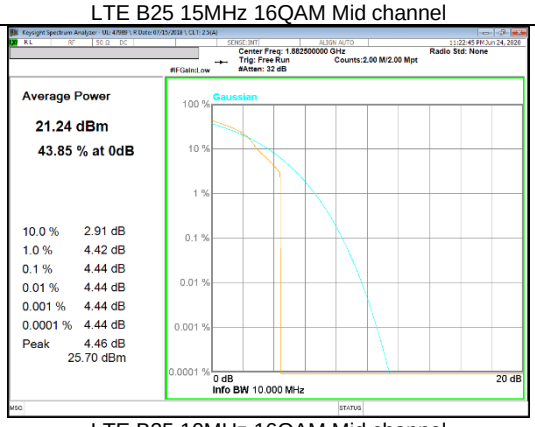 LTE B25 10MHz 16QAM Mid channel
LTE Band 25 5 MHz	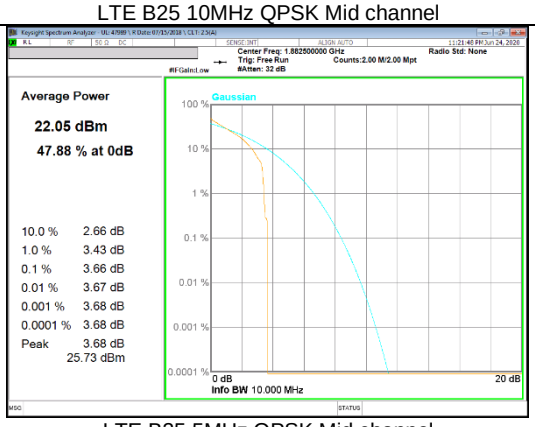 LTE B25 5MHz QPSK Mid channel	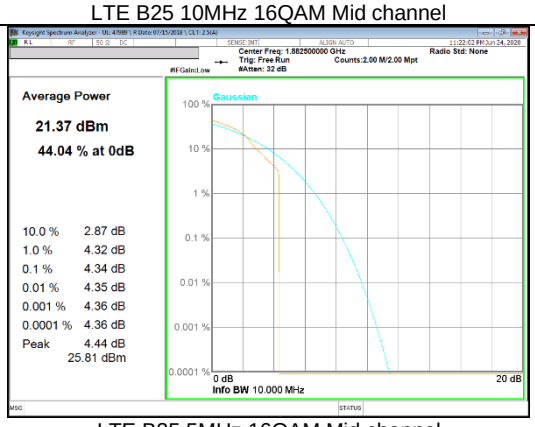 LTE B25 5MHz 16QAM Mid channel

UL Korea, Ltd. Suwon Laboratory FORM ID: FCC_22/24/27(04)
218 Maeyeong-ro, Yeongtong-gu, Suwon-si, Gyeonggi-do, 16675, Korea TEL: (031) 337-9902 FAX: (031) 213-5433

UL Korea, Ltd. Confidential
This report shall not be reproduced except in full, without the written approval of UL Korea, Ltd.

LTE Band 25 3 MHz	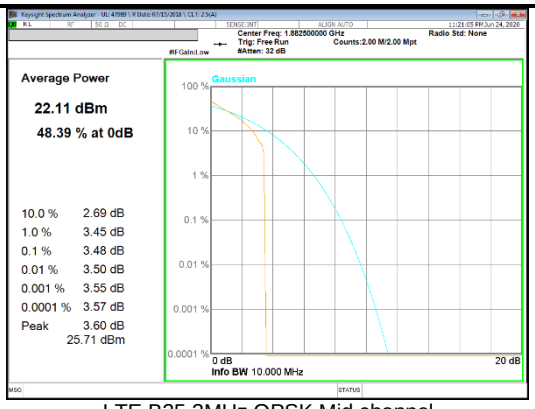 LTE B25 3MHz QPSK Mid channel	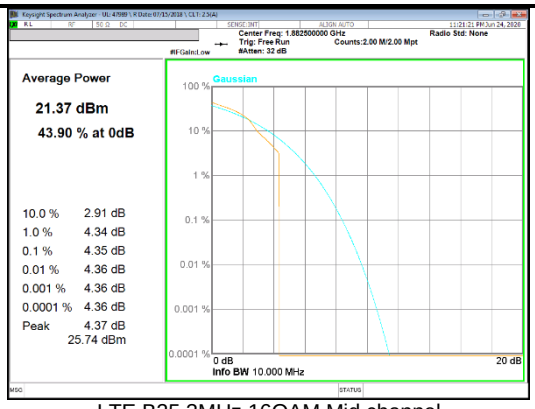 LTE B25 3MHz 16QAM Mid channel
LTE Band 25 1.4 MHz	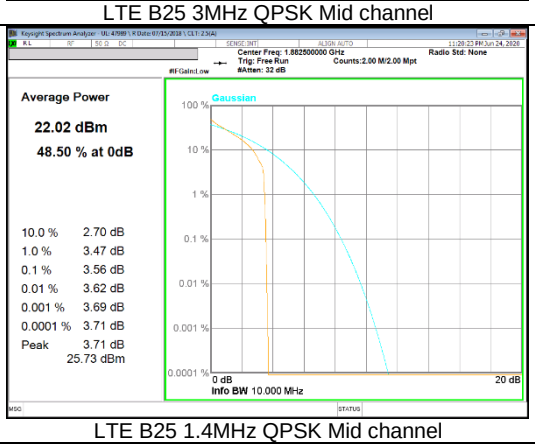 LTE B25 1.4MHz QPSK Mid channel	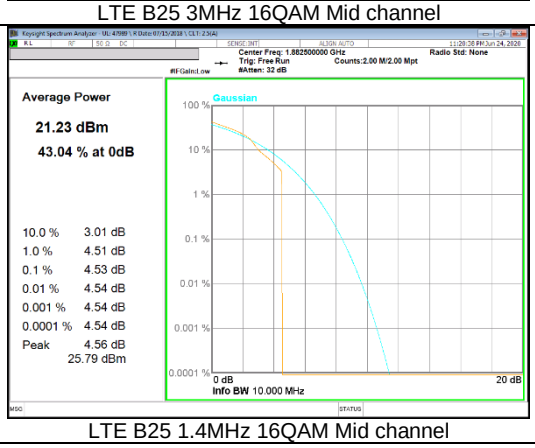 LTE B25 1.4MHz 16QAM Mid channel

LTE Band 26

LTE Band 26 15 MHz	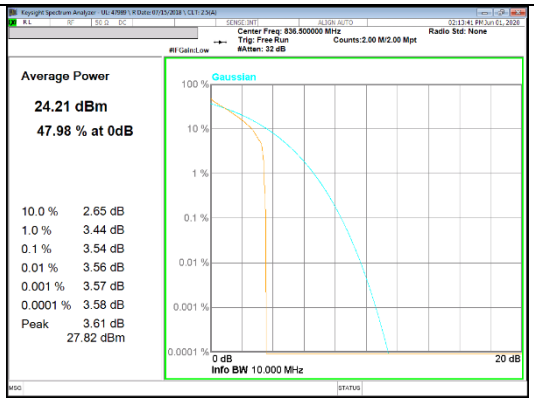 LTE B26 15MHz QPSK Mid channel	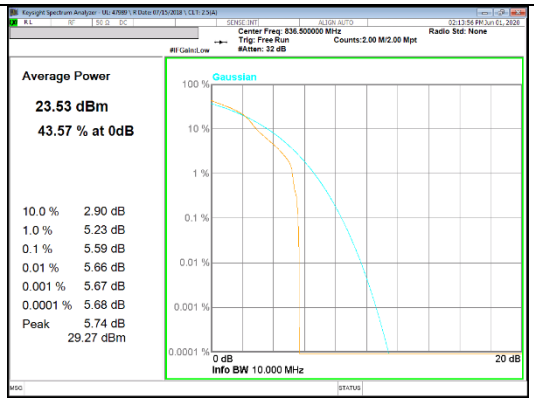 LTE B26 15MHz 16QAM Mid channel

UL Korea, Ltd. Suwon Laboratory FORM ID: FCC_22/24/27(04)
218 Maeyeong-ro, Yeongtong-gu, Suwon-si, Gyeonggi-do, 16675, Korea TEL: (031) 337-9902 FAX: (031) 213-5433
UL Korea, Ltd. Confidential
This report shall not be reproduced except in full, without the written approval of UL Korea, Ltd.

LTE Band 26 10 MHz	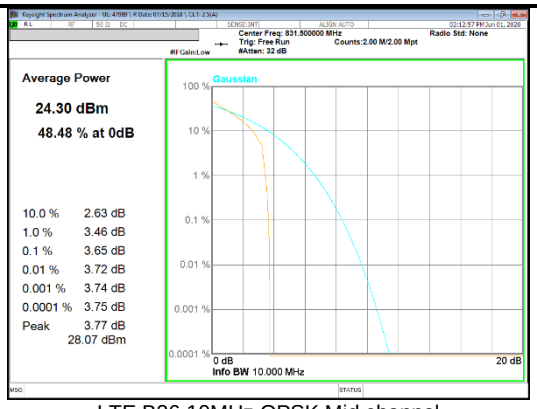 LTE B26 10MHz QPSK Mid channel	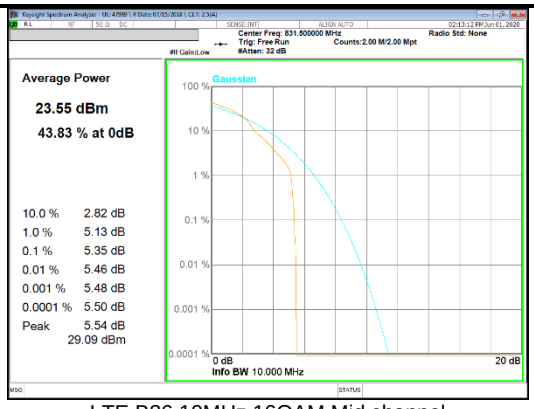 LTE B26 10MHz 16QAM Mid channel
LTE Band 26 5 MHz	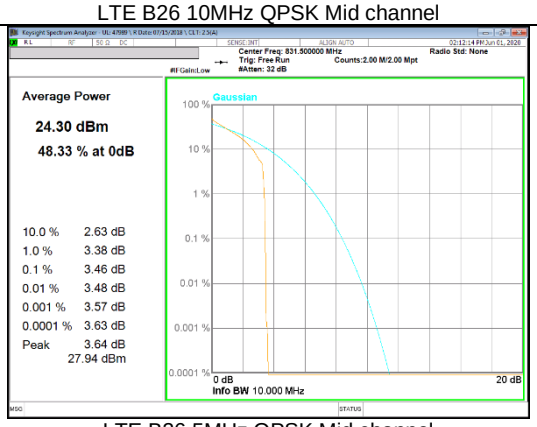 LTE B26 5MHz QPSK Mid channel	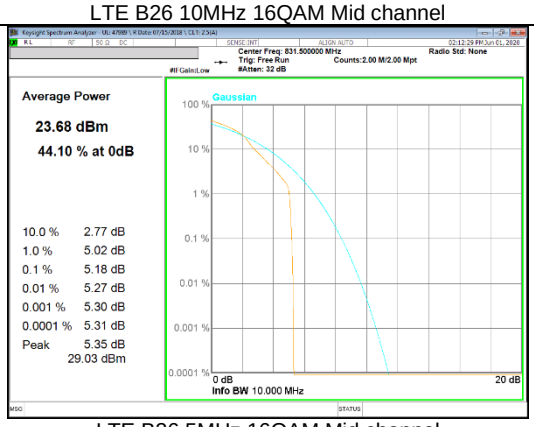 LTE B26 5MHz 16QAM Mid channel
LTE Band 26 3 MHz	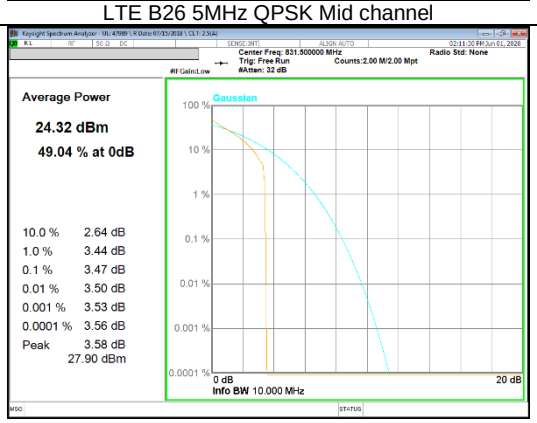 LTE B26 3MHz QPSK Mid channel	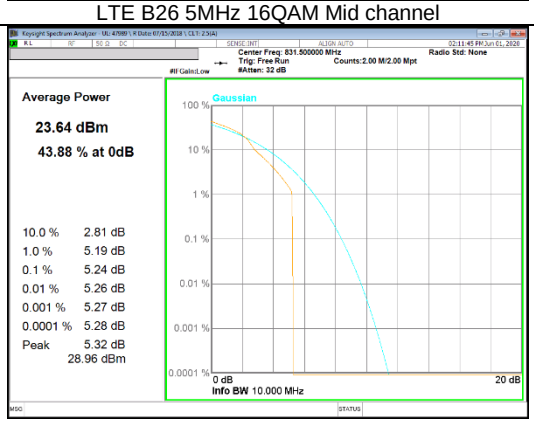 LTE B26 3MHz 16QAM Mid channel
LTE Band 26 1.4 MHz	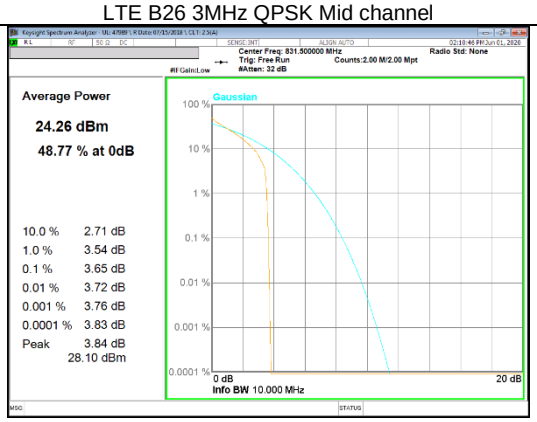 LTE B26 1.4MHz QPSK Mid channel	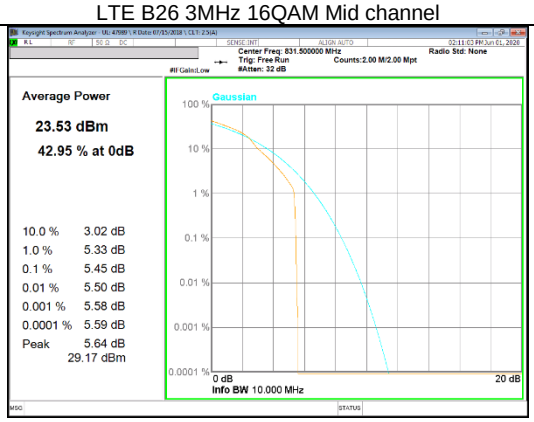 LTE B26 1.4MHz 16QAM Mid channel

UL Korea, Ltd. Suwon Laboratory FORM ID: FCC_22/24/27(04)
218 Maeyeong-ro, Yeongtong-gu, Suwon-si, Gyeonggi-do, 16675, Korea TEL: (031) 337-9902 FAX: (031) 213-5433
UL Korea, Ltd. Confidential
This report shall not be reproduced except in full, without the written approval of UL Korea, Ltd.

LTE Band 41

LTE Band 41 20 MHz	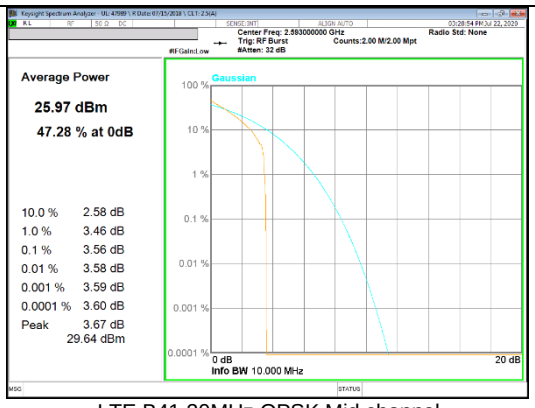 LTE B41 20MHz QPSK Mid channel	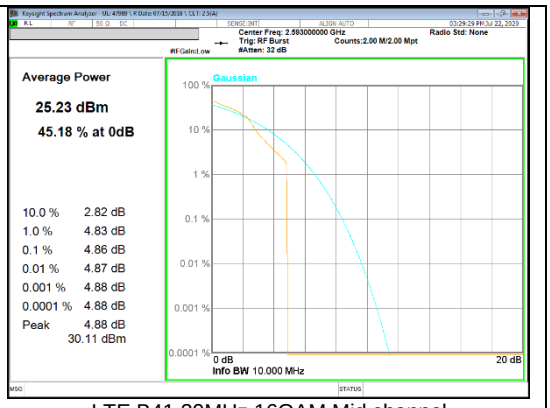 LTE B41 20MHz 16QAM Mid channel
LTE Band 41 15 MHz	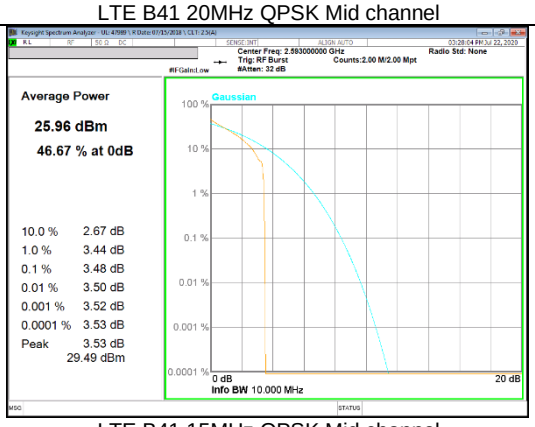 LTE B41 15MHz QPSK Mid channel	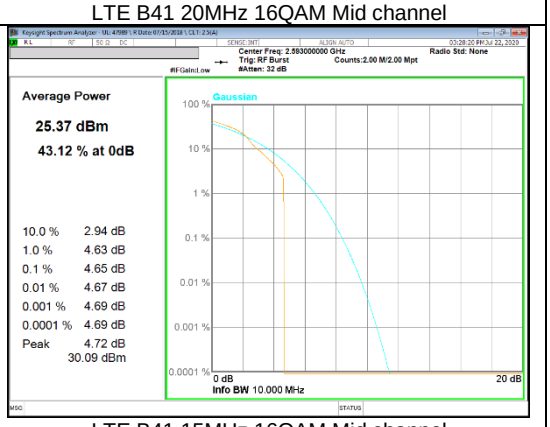 LTE B41 15MHz 16QAM Mid channel
LTE Band 41 10 MHz	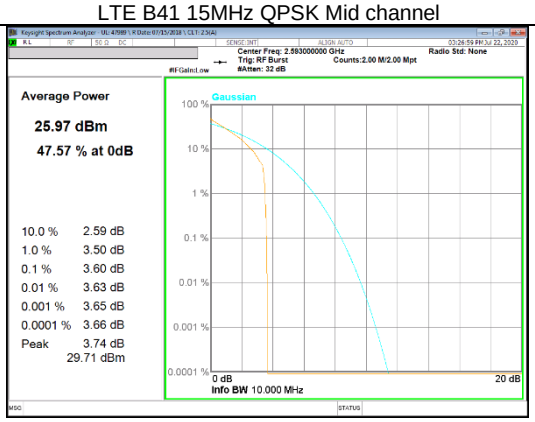 LTE B41 10MHz QPSK Mid channel	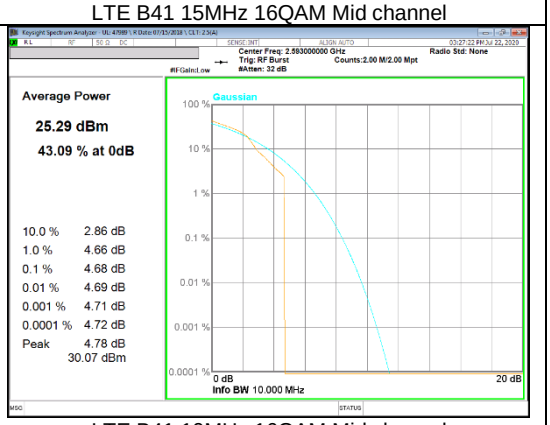 LTE B41 10MHz 16QAM Mid channel
LTE Band 41 5 MHz	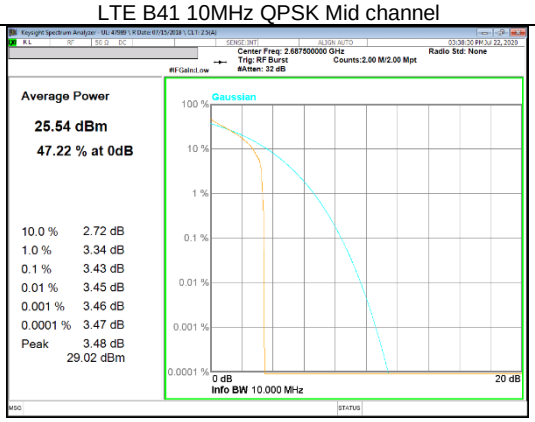 LTE B41 5MHz QPSK Mid channel	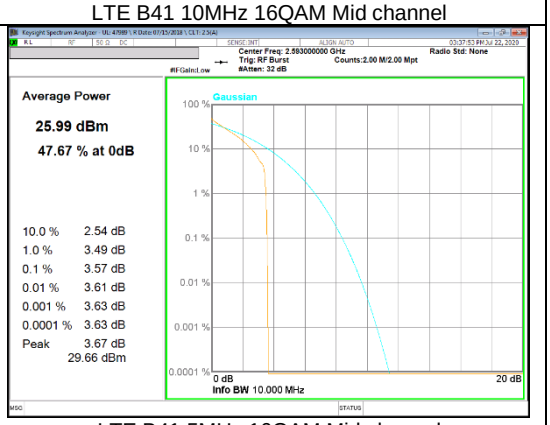 LTE B41 5MHz 16QAM Mid channel

UL Korea, Ltd. Suwon Laboratory FORM ID: FCC_22/24/27(04)
218 Maeyeong-ro, Yeongtong-gu, Suwon-si, Gyeonggi-do, 16675, Korea TEL: (031) 337-9902 FAX: (031) 213-5433

UL Korea, Ltd. Confidential
This report shall not be reproduced except in full, without the written approval of UL Korea, Ltd.

LTE Band 66

LTE Band 66 20 MHz	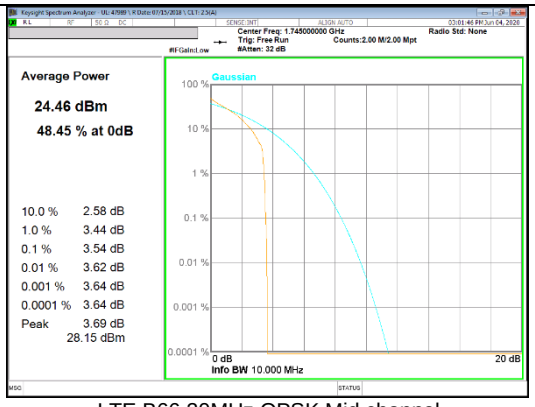 LTE B66 20MHz QPSK Mid channel	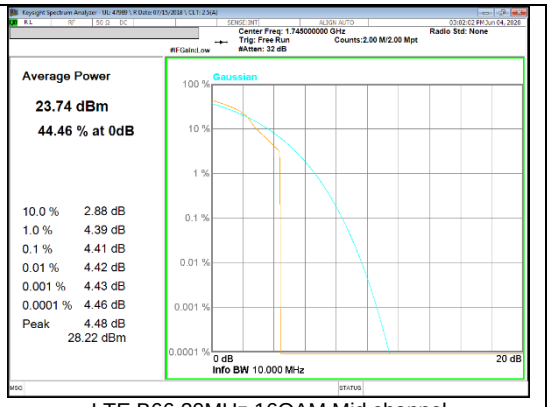 LTE B66 20MHz 16QAM Mid channel
LTE Band 66 15 MHz	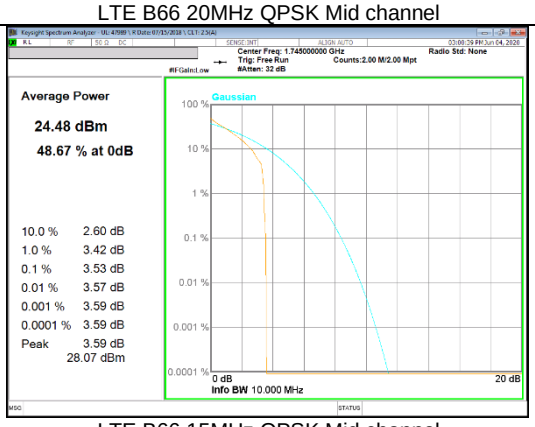 LTE B66 15MHz QPSK Mid channel	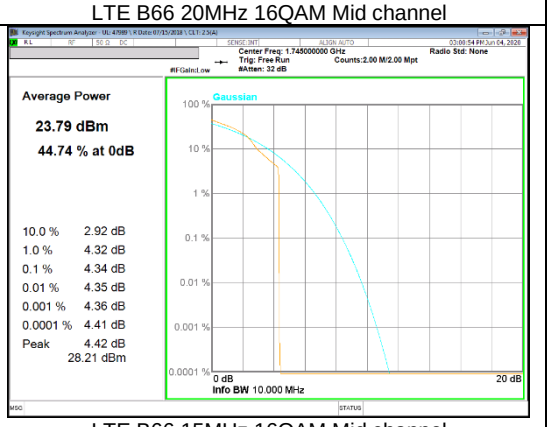 LTE B66 15MHz 16QAM Mid channel
LTE Band 66 10 MHz	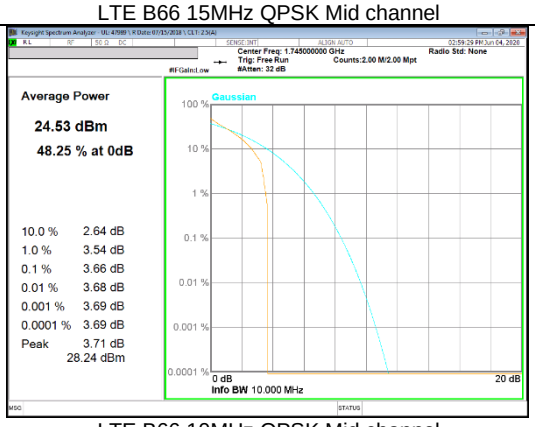 LTE B66 10MHz QPSK Mid channel	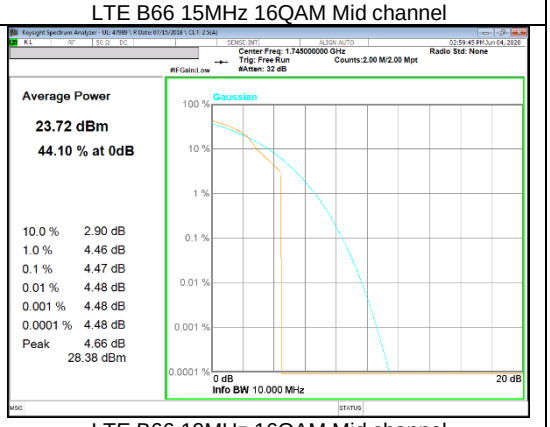 LTE B66 10MHz 16QAM Mid channel
LTE Band 66 5 MHz	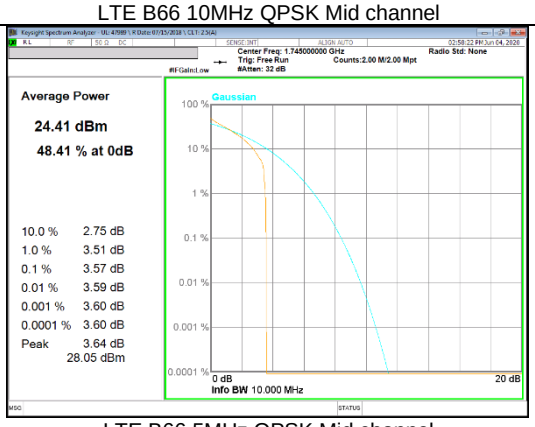 LTE B66 5MHz QPSK Mid channel	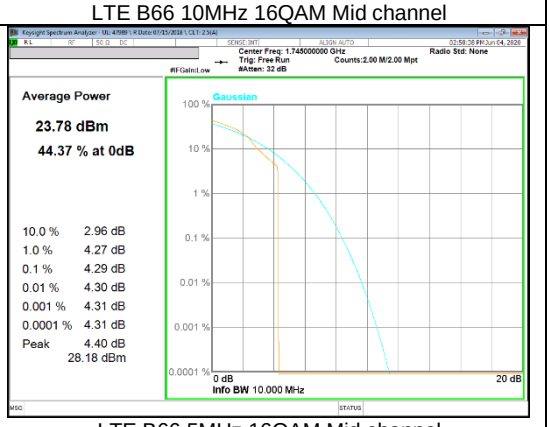 LTE B66 5MHz 16QAM Mid channel

UL Korea, Ltd. Suwon Laboratory FORM ID: FCC_22/24/27(04)
218 Maeyeong-ro, Yeongtong-gu, Suwon-si, Gyeonggi-do, 16675, Korea TEL: (031) 337-9902 FAX: (031) 213-5433

UL Korea, Ltd. Confidential
This report shall not be reproduced except in full, without the written approval of UL Korea, Ltd.

LTE Band 66 3 MHz	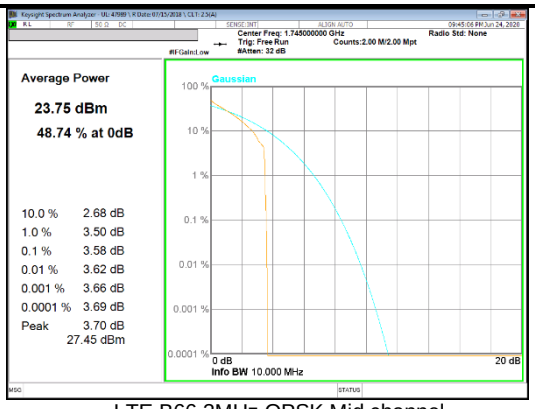 LTE B66 3MHz QPSK Mid channel	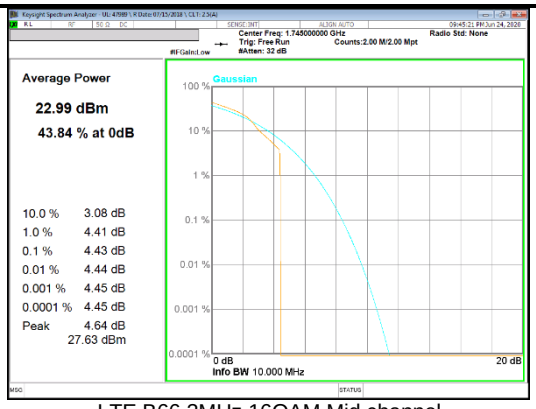 LTE B66 3MHz 16QAM Mid channel
LTE Band 66 1.4 MHz	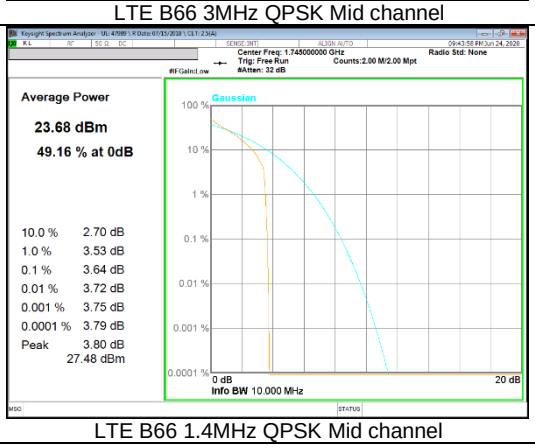 LTE B66 1.4MHz QPSK Mid channel	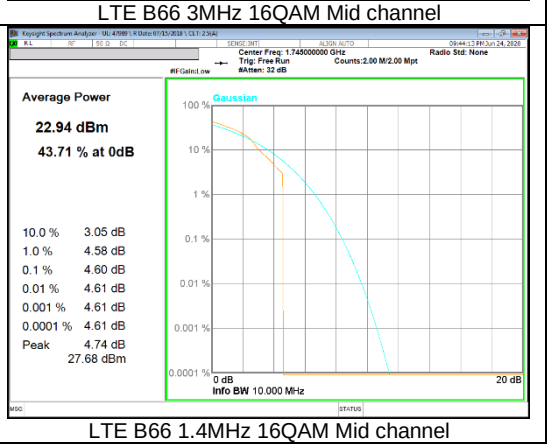 LTE B66 1.4MHz 16QAM Mid channel

UL Korea, Ltd. Suwon Laboratory FORM ID: FCC_22/24/27(04)
218 Maeyeong-ro, Yeongtong-gu, Suwon-si, Gyeonggi-do, 16675, Korea TEL: (031) 337-9902 FAX: (031) 213-5433
UL Korea, Ltd. Confidential
This report shall not be reproduced except in full, without the written approval of UL Korea, Ltd.

LTE Band 2

LTE Band 2(Frequency range: 1850-1910 MHz) is covered by LTE Band 25 (Frequency range: 1850-1915 MHz) due to overlapping frequency range, same maximum tune-up limit and same channel bandwidth.

LTE Band 4

LTE Band 4 (Frequency range: 1710-1755 MHz) is covered by LTE Band 66 (Frequency range: 1710-1780 MHz) due to overlapping frequency range, same maximum tune-up limit and same channel bandwidth.

LTE Band 17

LTE Band 17 (Frequency range: 704-716 MHz) is covered by LTE Band 12 (Frequency range: 699-716 MHz) due to overlapping frequency range, same maximum tune-up limit and same channel bandwidth.

LTE Band41(PC3)

LTE Band 41(PC3, Frequency range : 2496-2690 MHz) is covered by LTE Band 41(PC2) (Frequency range: 2496-2690 MHz) due to same frequency range, same channel bandwidth and maximum tune-up limit is higher than LTE Band41(PC3).

UL Korea, Ltd. Confidential
This report shall not be reproduced except in full, without the written approval of UL Korea, Ltd.

9. LIMITS AND CONDUCTED RESULTS

9.1. OCCUPIED BANDWIDTH

RULE PART(S)

FCC: §2.1049

LIMITS

For reporting purposes only

TEST PROCEDURE

The transmitter output was connected to a calibrated coaxial cable and coupler, the other end of which was connected to a spectrum analyzer. The occupied bandwidth was measured with the spectrum analyzer at the low, middle and high channel in each band. The -26dB bandwidth was also measured and recorded.

(KDB 971168 D01 Power Meas License Digital Systems v03r01)

RESULTS

See the following pages.

UL Korea, Ltd. Suwon Laboratory FORM ID: FCC_22/24/27(04)
218 Maeyeong-ro, Yeongtong-gu, Suwon-si, Gyeonggi-do, 16675, Korea TEL: (031) 337-9902 FAX: (031) 213-5433
UL Korea, Ltd. Confidential
This report shall not be reproduced except in full, without the written approval of UL Korea, Ltd.

9.1.1. OCCUPIED BANDWIDTH RESULTS

GSM

GSM 850 M1	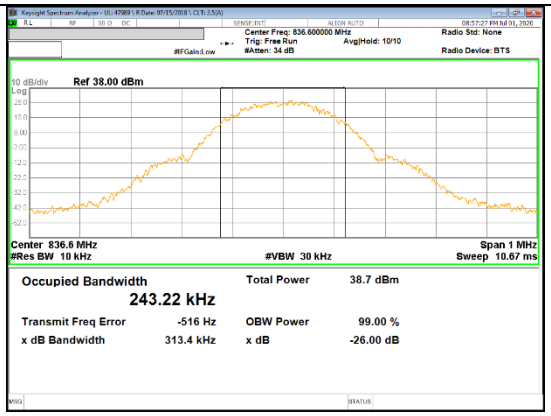 GSM850 GPRS Mid channel	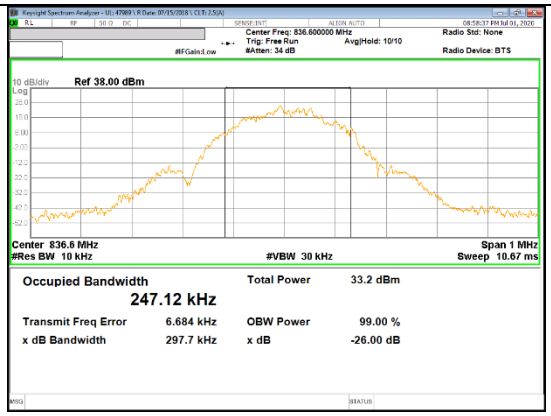 GSM850 EGPRS Mid channel
GSM 850 M2	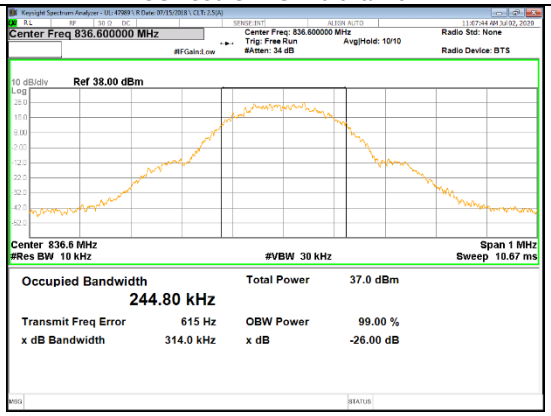 GSM850 GPRS Mid channel	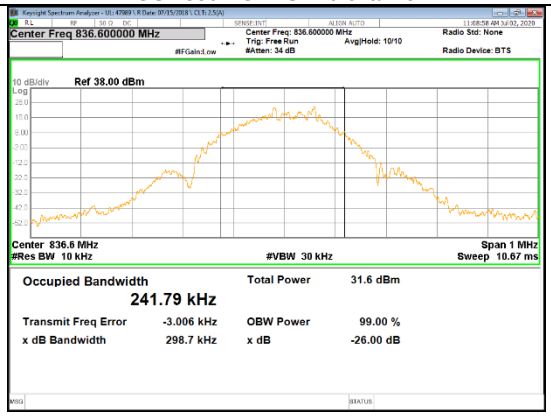 GSM850 EGPRS Mid channel
GSM 1900	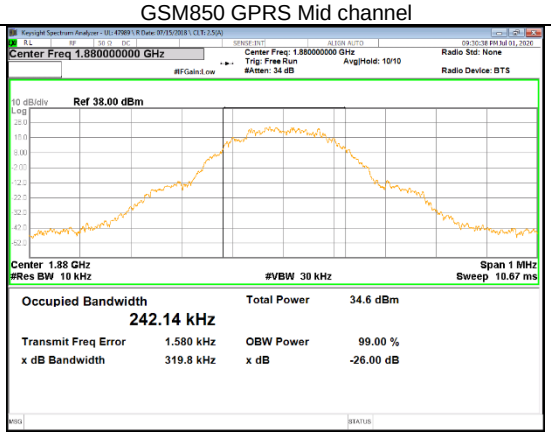 GSM1900 GPRS Mid channel	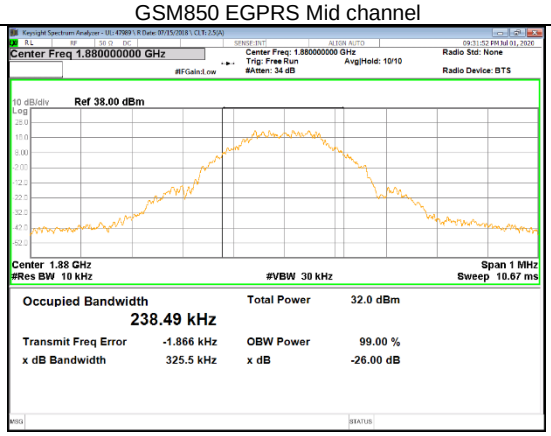 GSM1900 EGPRS Mid channel

UL Korea, Ltd. Confidential
This report shall not be reproduced except in full, without the written approval of UL Korea, Ltd.

WCDMA

WCDMA Band 5 M1	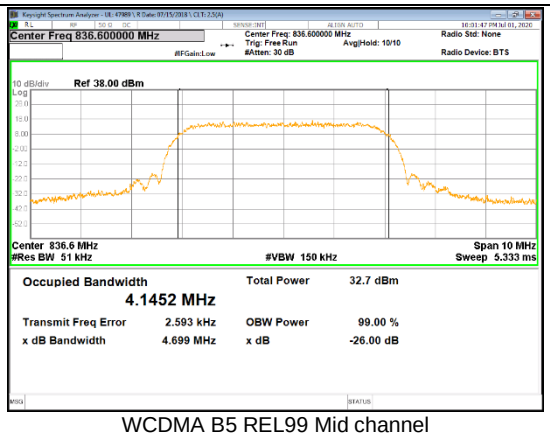 WCDMA B5 REL99 Mid channel	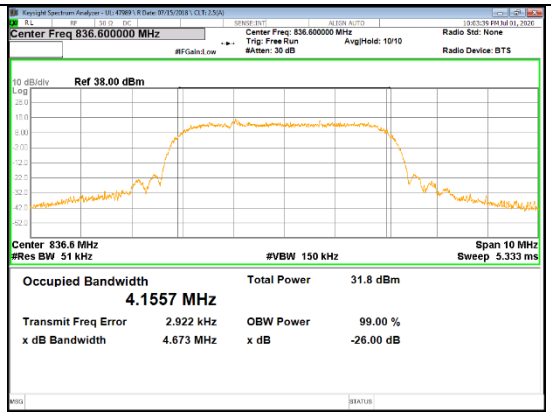 WCDMA B5 HSDPA Mid channel
WCDMA Band 5 M2	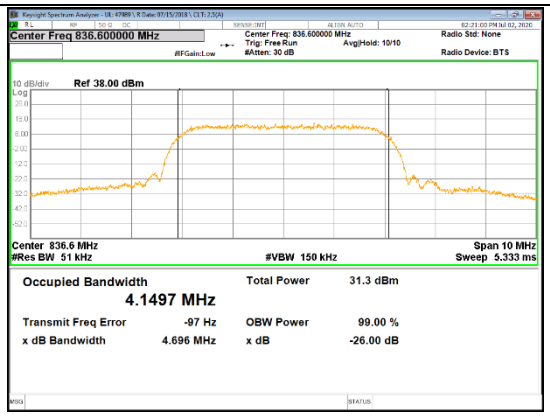 WCDMA B5 REL99 Mid channel	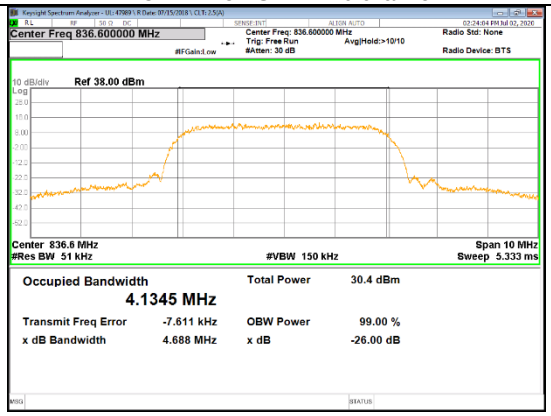 WCDMA B5 HSDPA Mid channel
WCDMA Band 4	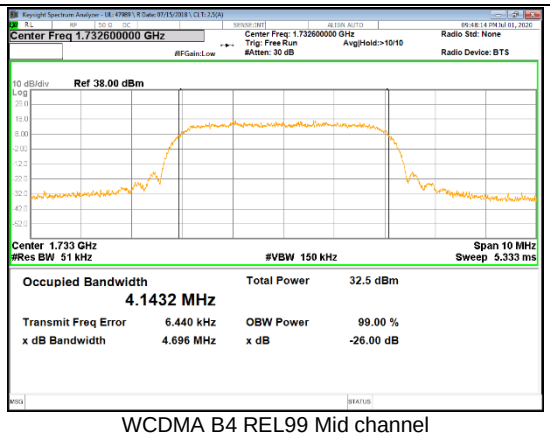 WCDMA B4 REL99 Mid channel	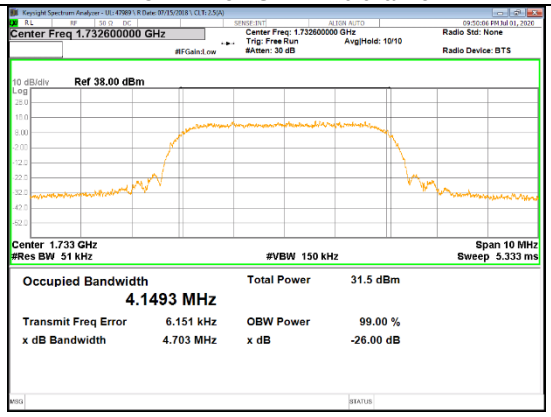 WCDMA B4 HSDPA Mid channel
WCDMA Band 2	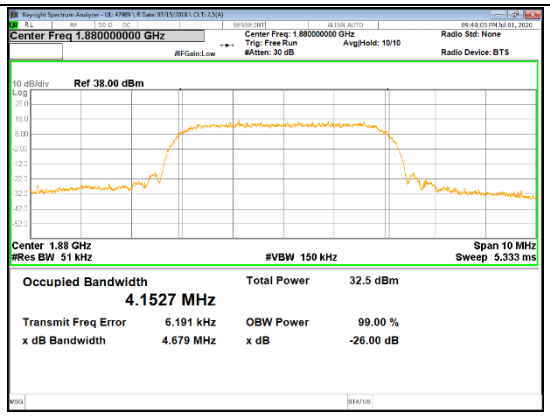 WCDMA B2 REL99 Mid channel	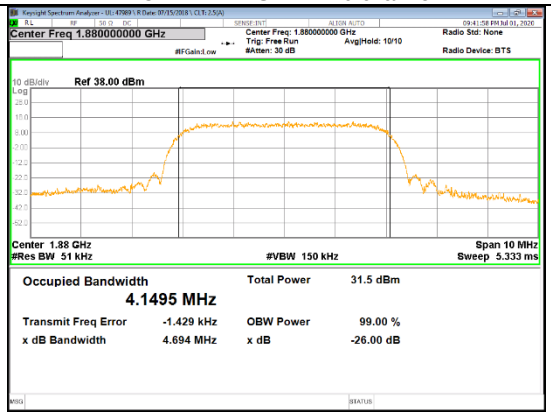 WCDMA B2 HSDPA Mid channel

UL Korea, Ltd. Suwon Laboratory FORM ID: FCC_22/24/27(04)
218 Maeyeong-ro, Yeongtong-gu, Suwon-si, Gyeonggi-do, 16675, Korea TEL: (031) 337-9902 FAX: (031) 213-5433
UL Korea, Ltd. Confidential
This report shall not be reproduced except in full, without the written approval of UL Korea, Ltd.

LTE Band 5

LTE Band 5 10MHz M1	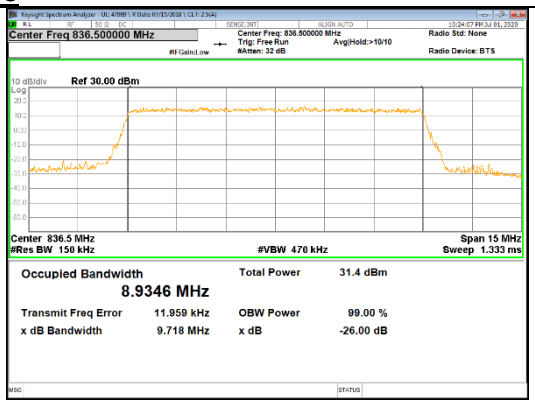 LTE B5 10MHz QPSK Mid channel	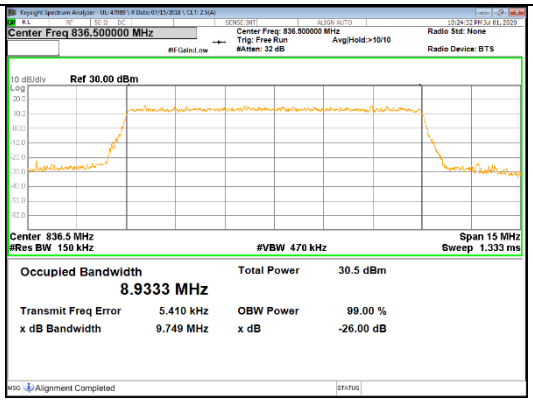 LTE B5 10MHz 16QAM Mid channel
LTE Band 5 5MHz M1	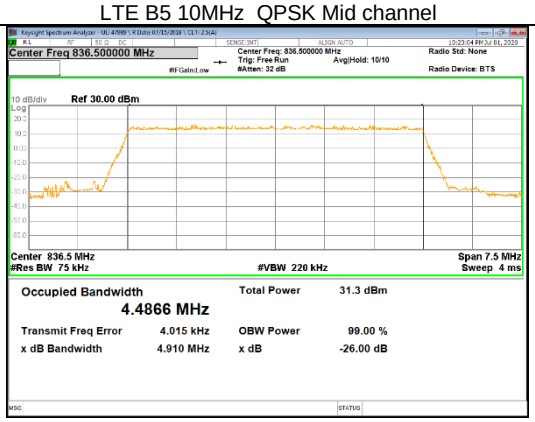 LTE B5 5MHz QPSK Mid channel	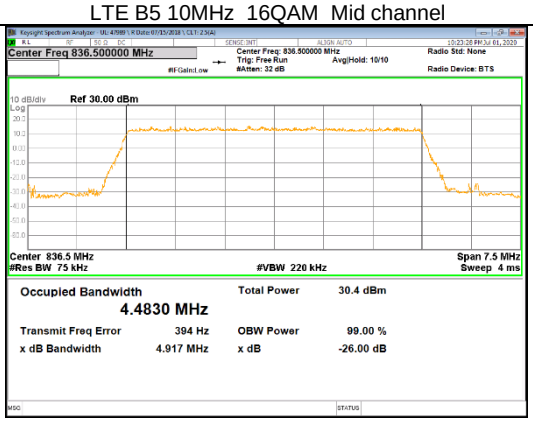 LTE B5 5MHz 16QAM Mid channel
LTE Band 5 3MHz M1	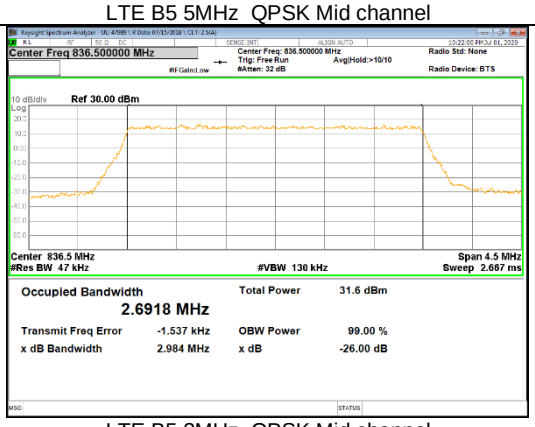 LTE B5 3MHz QPSK Mid channel	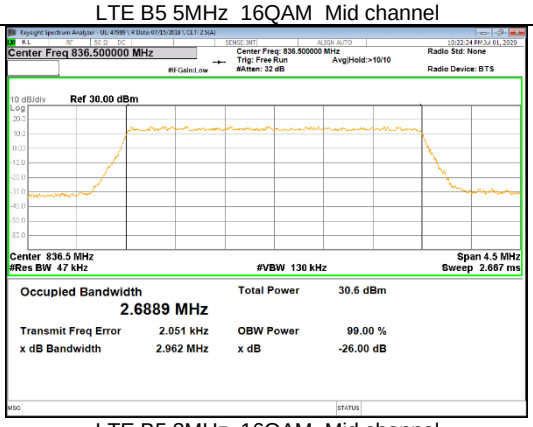 LTE B5 3MHz 16QAM Mid channel
LTE Band 5 1.4MHz M1	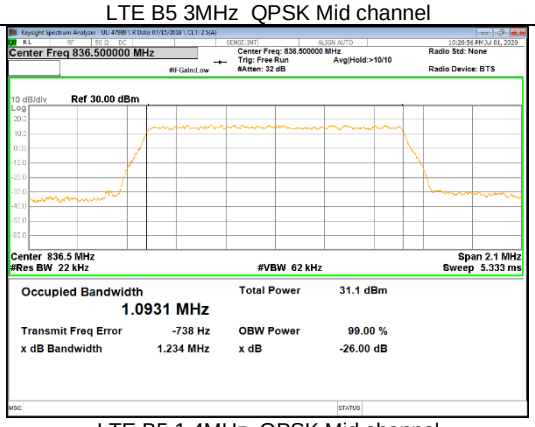 LTE B5 1.4MHz QPSK Mid channel	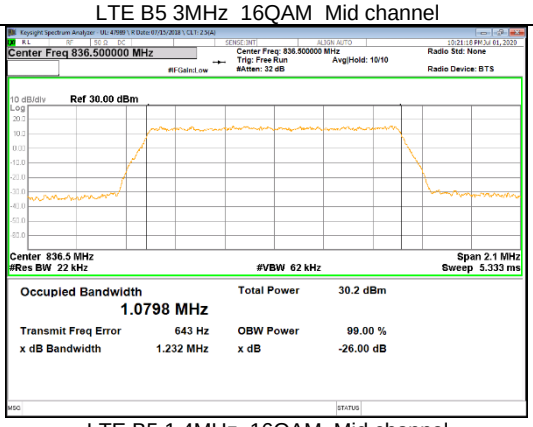 LTE B5 1.4MHz 16QAM Mid channel

UL Korea, Ltd. Suwon Laboratory FORM ID: FCC_22/24/27(04)
218 Maeyeong-ro, Yeongtong-gu, Suwon-si, Gyeonggi-do, 16675, Korea TEL: (031) 337-9902 FAX: (031) 213-5433

UL Korea, Ltd. Confidential
This report shall not be reproduced except in full, without the written approval of UL Korea, Ltd.