GSM

Communication System: UID 0, Generic GSM (0); Frequency: 836.6 MHz;Duty Cycle: 1:8.30042

T-Coil scan (scan for ANSI C63.19 2011 compliance)/GSM850 Voice ch190 FR V1/z (axial) wideband at best S/N/ABM Freq Resp(x,y,z,f) (1x1x1): Measurement grid: dx=10mm, dy=10mm

Signal Type: Audio File (.wav) 48k_voice_300-3000_2s.wav
Output Gain: 47.64
Measure Window Start: 300ms
Measure Window Length: 2000ms
BWC applied: 10.80 dB
Device Reference Point: 0, 0, -6.3 mm

Category	Telephone parameters WD signal quality [(signal+noise)-to-noise ratio in decibels]
Category T1	0 dB to 10 dB
Category T2	10 dB to 20 dB
Category T3	20 dB to 30 dB
Category T4	> 30 dB

Cursor:
Diff = 1.58 dB
BWC Factor = 10.80 dB
Location: 7.9, 12.5, 3.7 mm

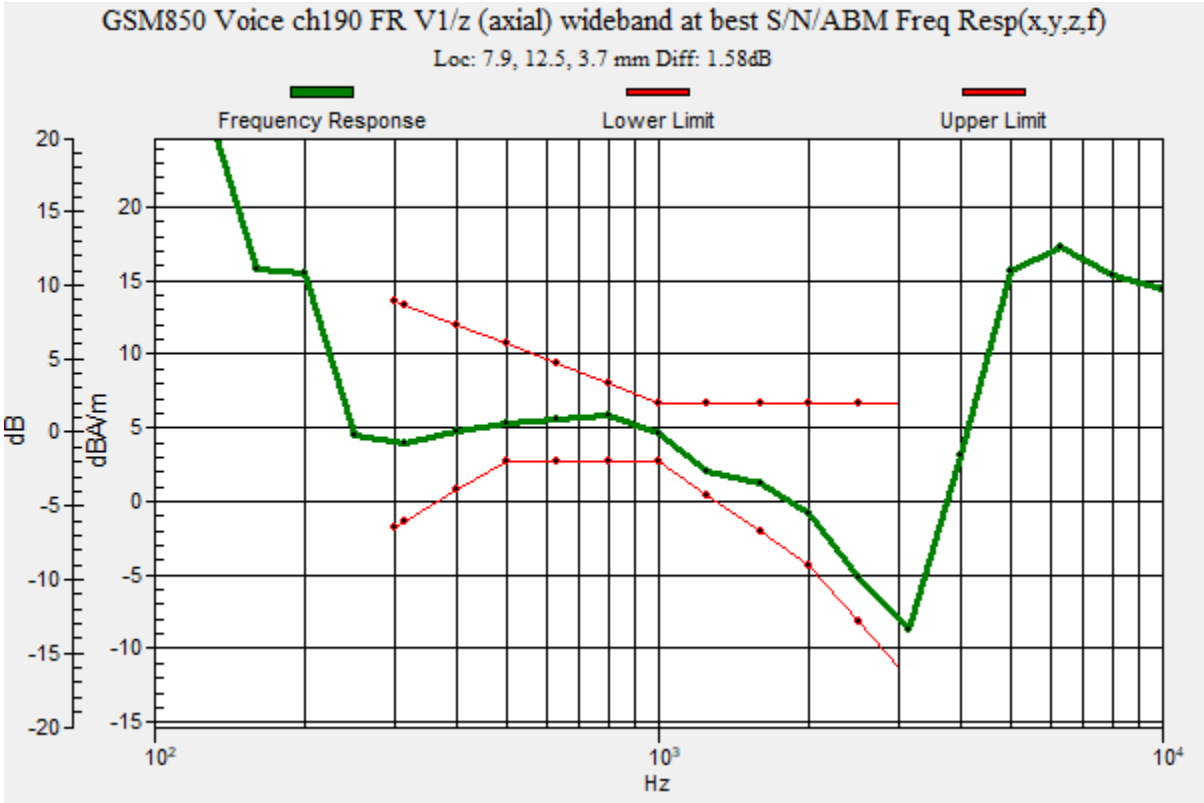

GSM

Communication System: UID 0, Generic GSM (0); Frequency: 836.6 MHz; Duty Cycle: 1:8.30042
Phantom section: TCoil Section
DASY5 Configuration:
- Probe: AM1DV3 - 3140; ; Calibrated: 2019-09-16
- Sensor-Surface: 0mm (Fix Surface)
- Electronics: DAE4 Sn1447; Calibrated: 2020-03-20
- Phantom: HAC Test Arch with AMCC; Type: SD HAC P01 BB
- Measurement SW: DASY52, Version 52.10 (4);SEMCAD X Version 14.6.14 (7483)

T-Coil scan (scan for ANSI C63.19 2011 compliance)/GSM850 Voice ch190 FR V1/z (axial) 4.2mm 50 x 50/ABM Interpolated Signal(x,y,z) (121x121x1): Interpolated grid: dx=1.000 mm, dy=1.000 mm

Signal Type: Audio File (.wav) 48k_voice_1kHz_1s.wav
Output Gain: 24.29
Measure Window Start: 300ms
Measure Window Length: 1000ms
BWC applied: 0.16 dB
Device Reference Point: 0, 0, -6.3 mm

Cursor:
ABM1/ABM2 = 37.53 dB
ABM1 = 3.69 dBA/m
ABM2 = -33.84 dBA/m
BWC Factor = 0.16 dB
Location: 7.9, 12.5, 3.7 mm



0 dB = 1.000 A/m = 0.00 dBA/m

GSM

Communication System: UID 0, Generic GSM (0); Frequency: 836.6 MHz; Duty Cycle: 1:8.30042
Phantom section: TCoil Section
DASY5 Configuration:
- Probe: AM1DV3 - 3140; ; Calibrated: 2019-09-16
- Sensor-Surface: 0mm (Fix Surface)
- Electronics: DAE4 Sn1447; Calibrated: 2020-03-20
- Phantom: HAC Test Arch with AMCC; Type: SD HAC P01 BB
- Measurement SW: DASY52, Version 52.10 (4);SEMCAD X Version 14.6.14 (7483)

T-Coil scan (scan for ANSI C63.19 2011 compliance)/GSM850 Voice ch190 FR V1/y (transversal) 4.2mm 50 x 50/ABM Interpolated Signal(x,y,z) (121x121x1): Interpolated grid: dx=1.000 mm, dy=1.000 mm

Signal Type: Audio File (.wav) 48k_voice_1kHz_1s.wav
Output Gain: 24.29
Measure Window Start: 300ms
Measure Window Length: 1000ms
BWC applied: 0.16 dB
Device Reference Point: 0, 0, -6.3 mm

Cursor:
ABM1/ABM2 = 28.81 dB
ABM1 = -5.56 dBA/m
ABM2 = -34.37 dBA/m
BWC Factor = 0.16 dB
Location: 7.9, 6.2, 3.7 mm



0 dB = 1.000 A/m = 0.00 dBA/m

GSM

Communication System: UID 0, Generic GSM (0); Frequency: 1880 MHz;Duty Cycle: 1:8.30042

T-Coil scan (scan for ANSI C63.19 2011 compliance)/GSM1900 Voice ch661 FR V1/z (axial) wideband at best S/N/ABM Freq Resp(x,y,z,f) (1x1x1): Measurement grid: dx=10mm, dy=10mm

Signal Type: Audio File (.wav) 48k_voice_300-3000_2s.wav
Output Gain: 47.64
Measure Window Start: 300ms
Measure Window Length: 2000ms
BWC applied: 10.80 dB
Device Reference Point: 0, 0, -6.3 mm

Category	Telephone parameters WD signal quality [(signal+noise)-to-noise ratio in decibels]
Category T1	0 dB to 10 dB
Category T2	10 dB to 20 dB
Category T3	20 dB to 30 dB
Category T4	> 30 dB

Cursor:
Diff = 1.53 dB
BWC Factor = 10.80 dB
Location: 7.9, 12.5, 3.7 mm

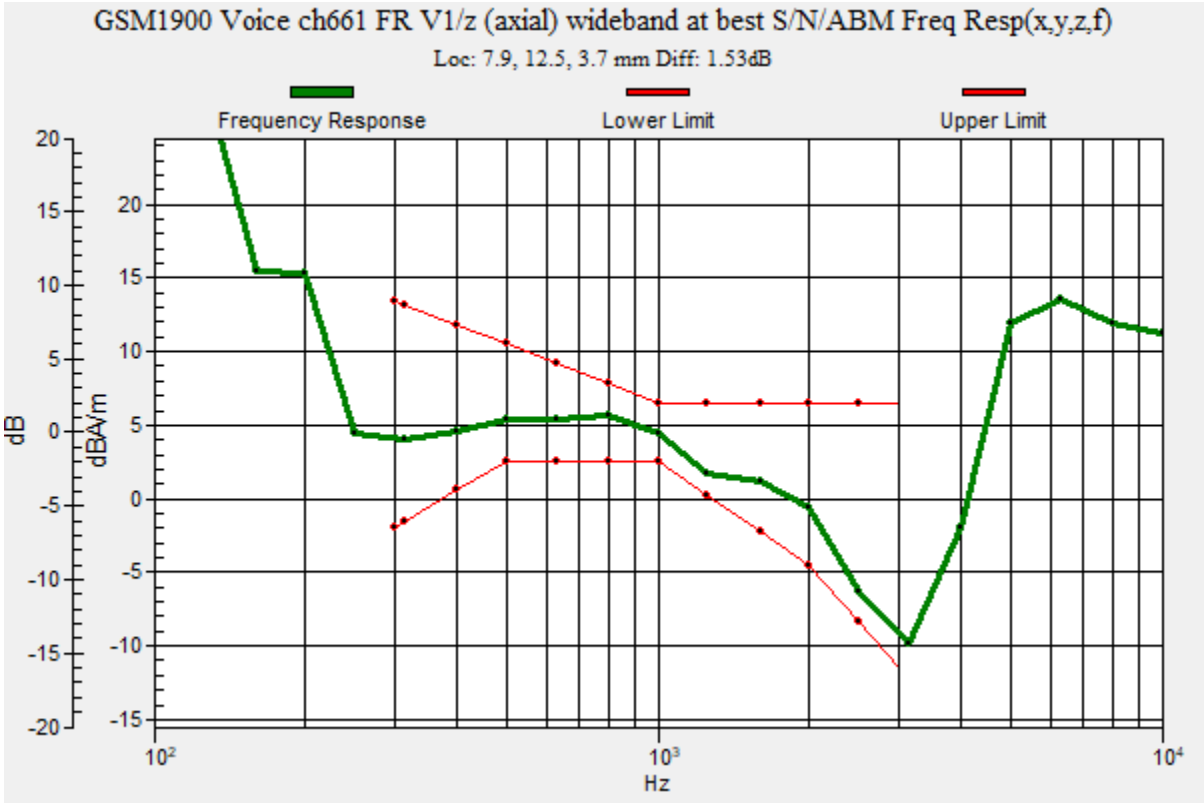

GSM

Communication System: UID 0, Generic GSM (0); Frequency: 1880 MHz; Duty Cycle: 1:8.30042
Phantom section: TCoil Section
DASY5 Configuration:
- Probe: AM1DV3 - 3140; ; Calibrated: 2019-09-16
- Sensor-Surface: 0mm (Fix Surface)
- Electronics: DAE4 Sn1447; Calibrated: 2020-03-20
- Phantom: HAC Test Arch with AMCC; Type: SD HAC P01 BB
- Measurement SW: DASY52, Version 52.10 (4);SEMCAD X Version 14.6.14 (7483)

T-Coil scan (scan for ANSI C63.19 2011 compliance)/GSM1900 Voice ch661 FR V1/z (axial) 4.2mm 50 x 50/ABM Interpolated Signal(x,y,z) (121x121x1): Interpolated grid: dx=1.000 mm, dy=1.000 mm

Signal Type: Audio File (.wav) 48k_voice_1kHz_1s.wav
Output Gain: 24.29
Measure Window Start: 300ms
Measure Window Length: 1000ms
BWC applied: 0.16 dB
Device Reference Point: 0, 0, -6.3 mm

Cursor:
ABM1/ABM2 = 39.45 dB
ABM1 = 3.60 dBA/m
ABM2 = -35.85 dBA/m
BWC Factor = 0.16 dB
Location: 7.9, 12.5, 3.7 mm



0 dB = 1.000 A/m = 0.00 dBA/m

GSM

Communication System: UID 0, Generic GSM (0); Frequency: 1880 MHz; Duty Cycle: 1:8.30042
Phantom section: TCoil Section
DASY5 Configuration:
- Probe: AM1DV3 - 3140; ; Calibrated: 2019-09-16
- Sensor-Surface: 0mm (Fix Surface)
- Electronics: DAE4 Sn1447; Calibrated: 2020-03-20
- Phantom: HAC Test Arch with AMCC; Type: SD HAC P01 BB
- Measurement SW: DASY52, Version 52.10 (4);SEMCAD X Version 14.6.14 (7483)

T-Coil scan (scan for ANSI C63.19 2011 compliance)/GSM1900 Voice ch661 FR V1/y (transversal) 4.2mm 50 x 50/ABM Interpolated Signal(x,y,z) (121x121x1): Interpolated grid: dx=1.000 mm, dy=1.000 mm

Signal Type: Audio File (.wav) 48k_voice_1kHz_1s.wav
Output Gain: 24.29
Measure Window Start: 300ms
Measure Window Length: 1000ms
BWC applied: 0.16 dB
Device Reference Point: 0, 0, -6.3 mm

Cursor:
ABM1/ABM2 = 30.63 dB
ABM1 = -5.72 dBA/m
ABM2 = -36.35 dBA/m
BWC Factor = 0.16 dB
Location: 8.3, 5.8, 3.7 mm



0 dB = 1.000 A/m = 0.00 dBA/m

WCDMA

Communication System: UID 0, UMTS-FDD (WCDMA) (0); Frequency: 1880 MHz;Duty Cycle: 1:1

T-Coil scan (scan for ANSI C63.19 2011 compliance)/WCDMA Band II ch9400 WB-AMR 6.6/z (axial) wideband at best S/N/ABM Freq Resp(x,y,z,f) (1x1x1): Measurement grid: dx=10mm, dy=10mm

Signal Type: Audio File (.wav) 48k_voice_300-3000_2s.wav
Output Gain: 47.64
Measure Window Start: 300ms
Measure Window Length: 2000ms
BWC applied: 10.80 dB
Device Reference Point: 0, 0, -6.3 mm

Category	Telephone parameters WD signal quality [(signal+noise)-to-noise ratio in decibels]
Category T1	0 dB to 10 dB
Category T2	10 dB to 20 dB
Category T3	20 dB to 30 dB
Category T4	> 30 dB

Cursor:
Diff = 2.00 dB
BWC Factor = 10.80 dB
Location: 7.1, 12.5, 3.7 mm

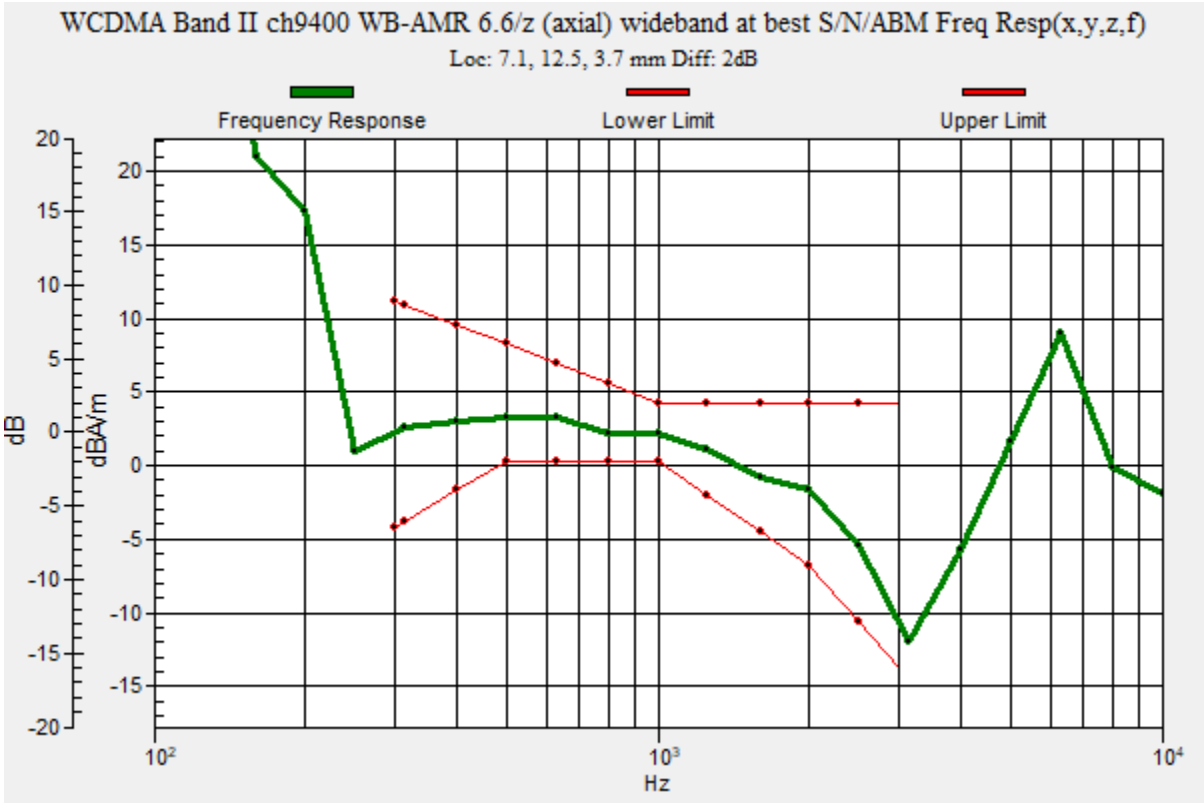

WCDMA

Communication System: UID 0, UMTS-FDD (WCDMA) (0); Frequency: 1880 MHz; Duty Cycle: 1:1
Phantom section: TCoil Section
DASY5 Configuration:
- Probe: AM1DV3 - 3140; ; Calibrated: 2019-09-16
- Sensor-Surface: 0mm (Fix Surface)
- Electronics: DAE4 Sn1447; Calibrated: 2020-03-20
- Phantom: HAC Test Arch with AMCC; Type: SD HAC P01 BB
- Measurement SW: DASY52, Version 52.10 (4);SEMCAD X Version 14.6.14 (7483)

T-Coil scan (scan for ANSI C63.19 2011 compliance)/WCDMA Band II ch9400 WB-AMR 6.6/z (axial) 4.2mm 50 x 50/ABM Interpolated Signal(x,y,z) (121x121x1): Interpolated grid: dx=1.000 mm, dy=1.000 mm

Signal Type: Audio File (.wav) 48k_voice_1kHz_1s.wav
Output Gain: 24.29
Measure Window Start: 300ms
Measure Window Length: 1000ms
BWC applied: 0.16 dB
Device Reference Point: 0, 0, -6.3 mm

Cursor:
ABM1/ABM2 = 47.36 dB
ABM1 = 0.89 dBA/m
ABM2 = -46.47 dBA/m
BWC Factor = 0.16 dB
Location: 7.1, 12.5, 3.7 mm



0 dB = 1.000 A/m = 0.00 dBA/m

WCDMA

Communication System: UID 0, UMTS-FDD (WCDMA) (0); Frequency: 1880 MHz; Duty Cycle: 1:1
Phantom section: TCoil Section
DASY5 Configuration:
- Probe: AM1DV3 - 3140; ; Calibrated: 2019-09-16
- Sensor-Surface: 0mm (Fix Surface)
- Electronics: DAE4 Sn1447; Calibrated: 2020-03-20
- Phantom: HAC Test Arch with AMCC; Type: SD HAC P01 BB
- Measurement SW: DASY52, Version 52.10 (4);SEMCAD X Version 14.6.14 (7483)

T-Coil scan (scan for ANSI C63.19 2011 compliance)/WCDMA Band II ch9400 WB-AMR 6.6/y (transversal) 4.2mm 50 x 50/ABM Interpolated Signal(x,y,z) (121x121x1): Interpolated grid: dx=1.000 mm, dy=1.000 mm

Signal Type: Audio File (.wav) 48k_voice_1kHz_1s.wav
Output Gain: 24.29
Measure Window Start: 300ms
Measure Window Length: 1000ms
BWC applied: 0.16 dB
Device Reference Point: 0, 0, -6.3 mm

Cursor:
ABM1/ABM2 = 39.57 dB
ABM1 = -7.96 dBA/m
ABM2 = -47.53 dBA/m
BWC Factor = 0.16 dB
Location: 8.3, 20.8, 3.7 mm



0 dB = 1.000 A/m = 0.00 dBA/m

WCDMA

Communication System: UID 0, UMTS-FDD (WCDMA) (0); Frequency: 1732.6 MHz;Duty Cycle: 1:1

T-Coil scan (scan for ANSI C63.19 2011 compliance)/WCDMA Band IV ch1413 WB-AMR 6.6/z (axial) wideband at best S/N/ABM Freq Resp(x,y,z,f) (1x1x1): Measurement grid: dx=10mm, dy=10mm

Signal Type: Audio File (.wav) 48k_voice_300-3000_2s.wav
Output Gain: 47.64
Measure Window Start: 300ms
Measure Window Length: 2000ms
BWC applied: 10.80 dB
Device Reference Point: 0, 0, -6.3 mm

Category	Telephone parameters WD signal quality [(signal+noise)-to-noise ratio in decibels]
Category T1	0 dB to 10 dB
Category T2	10 dB to 20 dB
Category T3	20 dB to 30 dB
Category T4	> 30 dB

Cursor:
Diff = 2.00 dB
BWC Factor = 10.80 dB
Location: 7.9, 12.5, 3.7 mm

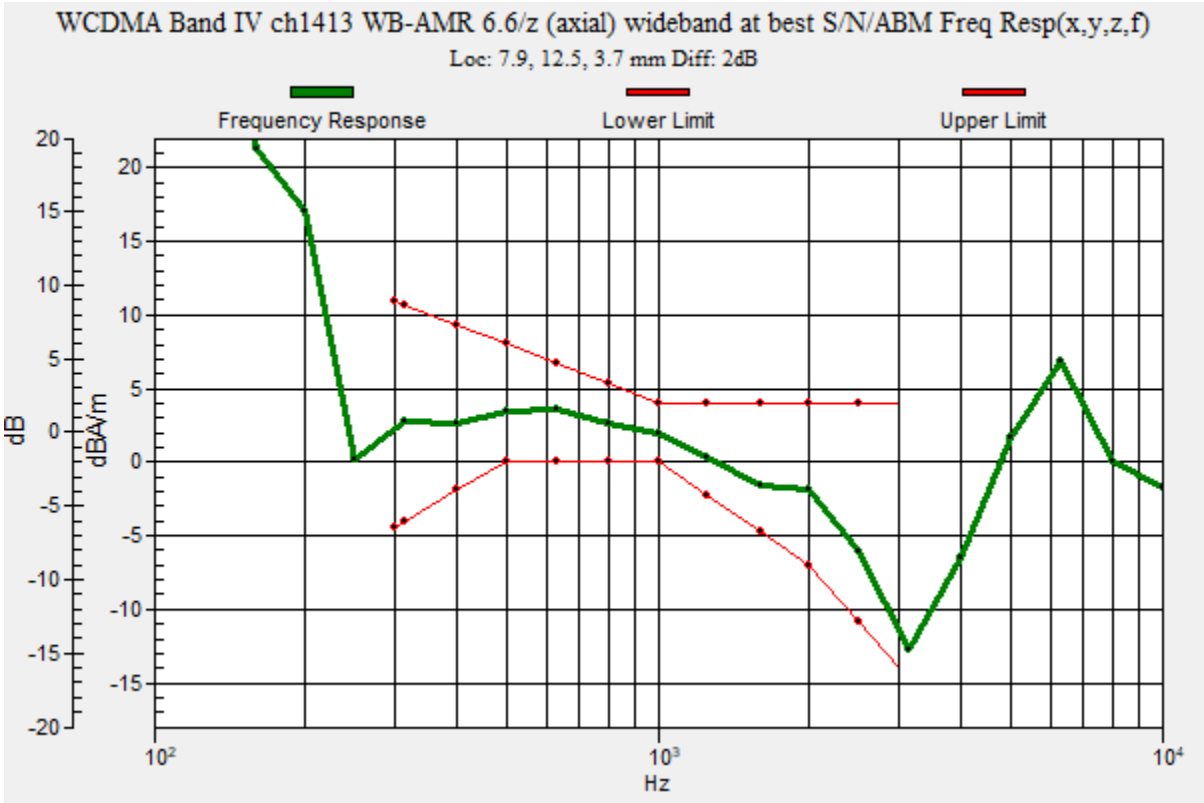

WCDMA

Communication System: UID 0, UMTS-FDD (WCDMA) (0); Frequency: 1732.6 MHz; Duty Cycle: 1:1
Phantom section: TCoil Section
DASY5 Configuration:
- Probe: AM1DV3 - 3140; ; Calibrated: 2019-09-16
- Sensor-Surface: 0mm (Fix Surface)
- Electronics: DAE4 Sn1447; Calibrated: 2020-03-20
- Phantom: HAC Test Arch with AMCC; Type: SD HAC P01 BB
- Measurement SW: DASY52, Version 52.10 (4);SEMCAD X Version 14.6.14 (7483)

T-Coil scan (scan for ANSI C63.19 2011 compliance)/WCDMA Band IV ch1413 WB-AMR 6.6/z (axial) 4.2mm 50 x 50/ABM Interpolated Signal(x,y,z) (121x121x1): Interpolated grid: dx=1.000 mm, dy=1.000 mm

Signal Type: Audio File (.wav) 48k_voice_1kHz_1s.wav
Output Gain: 24.29
Measure Window Start: 300ms
Measure Window Length: 1000ms
BWC applied: 0.16 dB
Device Reference Point: 0, 0, -6.3 mm

Cursor:
ABM1/ABM2 = 47.20 dB
ABM1 = 0.71 dBA/m
ABM2 = -46.49 dBA/m
BWC Factor = 0.16 dB
Location: 7.9, 12.5, 3.7 mm



0 dB = 1.000 A/m = 0.00 dBA/m

WCDMA

Communication System: UID 0, UMTS-FDD (WCDMA) (0); Frequency: 1732.6 MHz; Duty Cycle: 1:1
Phantom section: TCoil Section
DASY5 Configuration:
- Probe: AM1DV3 - 3140; ; Calibrated: 2019-09-16
- Sensor-Surface: 0mm (Fix Surface)
- Electronics: DAE4 Sn1447; Calibrated: 2020-03-20
- Phantom: HAC Test Arch with AMCC; Type: SD HAC P01 BB
- Measurement SW: DASY52, Version 52.10 (4);SEMCAD X Version 14.6.14 (7483)

T-Coil scan (scan for ANSI C63.19 2011 compliance)/WCDMA Band IV ch1413 WB-AMR 6.6/y (transversal) 4.2mm 50 x 50/ABM Interpolated Signal(x,y,z) (121x121x1): Interpolated grid: dx=1.000 mm, dy=1.000 mm

Signal Type: Audio File (.wav) 48k_voice_1kHz_1s.wav
Output Gain: 24.29
Measure Window Start: 300ms
Measure Window Length: 1000ms
BWC applied: 0.16 dB
Device Reference Point: 0, 0, -6.3 mm

Cursor:
ABM1/ABM2 = 39.35 dB
ABM1 = -8.01 dBA/m
ABM2 = -47.36 dBA/m
BWC Factor = 0.16 dB
Location: 8.3, 7.1, 3.7 mm



0 dB = 1.000 A/m = 0.00 dBA/m

WCDMA

Communication System: UID 0, UMTS-FDD (WCDMA) (0); Frequency: 836.6 MHz;Duty Cycle: 1:1

T-Coil scan (scan for ANSI C63.19 2011 compliance)/WCDMA Band V ch4183 WB-AMR 6.6/z (axial) wideband at best S/N/ABM Freq Resp(x,y,z,f) (1x1x1): Measurement grid: dx=10mm, dy=10mm

Signal Type: Audio File (.wav) 48k_voice_300-3000_2s.wav
Output Gain: 47.64
Measure Window Start: 300ms
Measure Window Length: 2000ms
BWC applied: 10.80 dB
Device Reference Point: 0, 0, -6.3 mm

Category	Telephone parameters WD signal quality [(signal+noise)-to-noise ratio in decibels]
Category T1	0 dB to 10 dB
Category T2	10 dB to 20 dB
Category T3	20 dB to 30 dB
Category T4	> 30 dB

Cursor:
Diff = 2.00 dB
BWC Factor = 10.80 dB
Location: 7.5, 12.5, 3.7 mm

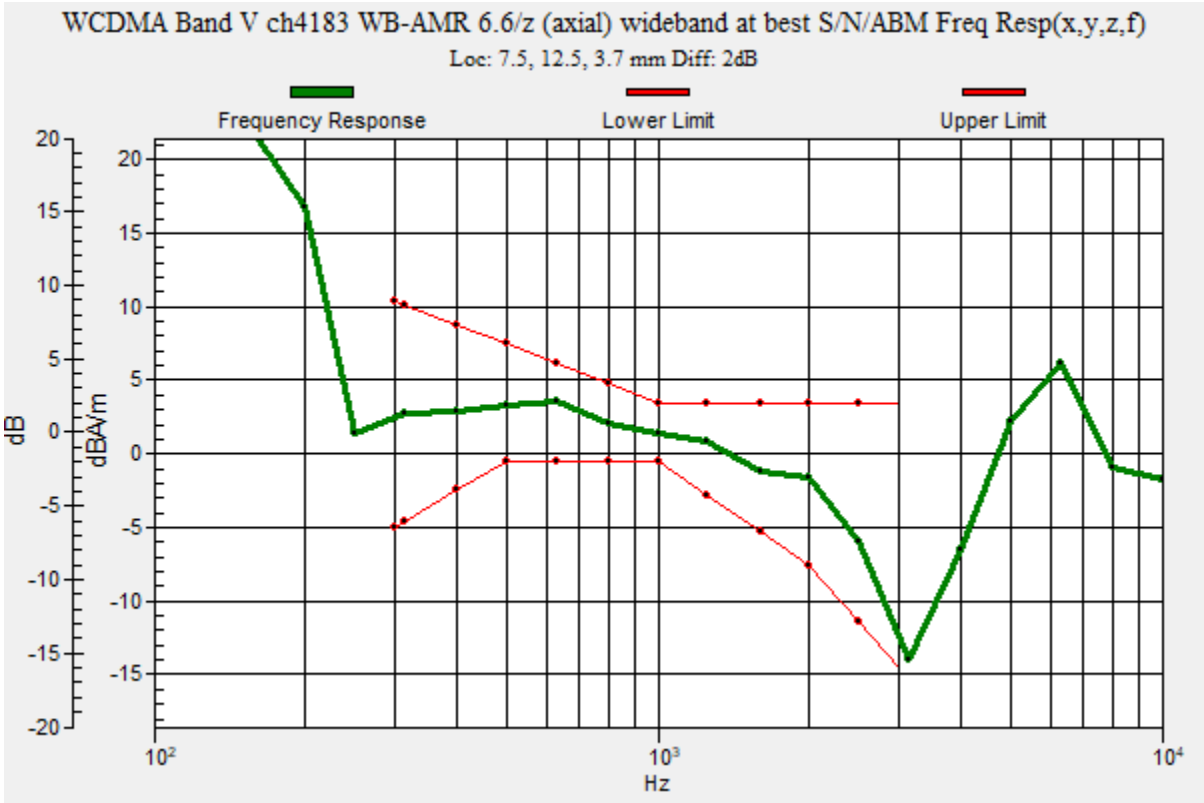

WCDMA

Communication System: UID 0, UMTS-FDD (WCDMA) (0); Frequency: 836.6 MHz; Duty Cycle: 1:1
Phantom section: TCoil Section
DASY5 Configuration:
- Probe: AM1DV3 - 3140; ; Calibrated: 2019-09-16
- Sensor-Surface: 0mm (Fix Surface)
- Electronics: DAE4 Sn1447; Calibrated: 2020-03-20
- Phantom: HAC Test Arch with AMCC; Type: SD HAC P01 BB
- Measurement SW: DASY52, Version 52.10 (4);SEMCAD X Version 14.6.14 (7483)

T-Coil scan (scan for ANSI C63.19 2011 compliance)/WCDMA Band V ch4183 WB-AMR 6.6/z (axial) 4.2mm 50 x 50/ABM Interpolated Signal(x,y,z) (121x121x1): Interpolated grid: dx=1.000 mm, dy=1.000 mm

Signal Type: Audio File (.wav) 48k_voice_1kHz_1s.wav
Output Gain: 24.29
Measure Window Start: 300ms
Measure Window Length: 1000ms
BWC applied: 0.16 dB
Device Reference Point: 0, 0, -6.3 mm

Cursor:
ABM1/ABM2 = 46.97 dB
ABM1 = 0.49 dBA/m
ABM2 = -46.48 dBA/m
BWC Factor = 0.16 dB
Location: 7.5, 12.5, 3.7 mm



0 dB = 1.000 A/m = 0.00 dBA/m

WCDMA

Communication System: UID 0, UMTS-FDD (WCDMA) (0); Frequency: 836.6 MHz; Duty Cycle: 1:1
Phantom section: TCoil Section
DASY5 Configuration:
- Probe: AM1DV3 - 3140; ; Calibrated: 2019-09-16
- Sensor-Surface: 0mm (Fix Surface)
- Electronics: DAE4 Sn1447; Calibrated: 2020-03-20
- Phantom: HAC Test Arch with AMCC; Type: SD HAC P01 BB
- Measurement SW: DASY52, Version 52.10 (4);SEMCAD X Version 14.6.14 (7483)

T-Coil scan (scan for ANSI C63.19 2011 compliance)/WCDMA Band V ch4183 WB-AMR 6.6/y (transversal) 4.2mm 50 x 50/ABM Interpolated Signal(x,y,z) (121x121x1): Interpolated grid: dx=1.000 mm, dy=1.000 mm

Signal Type: Audio File (.wav) 48k_voice_1kHz_1s.wav
Output Gain: 24.29
Measure Window Start: 300ms
Measure Window Length: 1000ms
BWC applied: 0.16 dB
Device Reference Point: 0, 0, -6.3 mm

Cursor:
ABM1/ABM2 = 39.79 dB
ABM1 = -7.77 dBA/m
ABM2 = -47.56 dBA/m
BWC Factor = 0.16 dB
Location: 7.9, 6.7, 3.7 mm



0 dB = 1.000 A/m = 0.00 dBA/m

VoLTE FDD

Communication System: UID 0, LTE (FDD) (0); Frequency: 707.5 MHz;Duty Cycle: 1:1

T-Coil scan (scan for ANSI C63.19 2011 compliance)/LTE Band 12 ch23095 10MHz 16QAM RB1/0 WB AMR 6.6/z (axial) wideband at best S/N/ABM Freq Resp(x,y,z,f) (1x1x1): Measurement grid: dx=10mm, dy=10mm

Signal Type: Audio File (.wav) 48k_voice_300-3000_2s.wav
Output Gain: 47.64
Measure Window Start: 300ms
Measure Window Length: 2000ms
BWC applied: 10.80 dB
Device Reference Point: 0, 0, -6.3 mm

Category	Telephone parameters WD signal quality [(signal+noise)-to-noise ratio in decibels]
Category T1	0 dB to 10 dB
Category T2	10 dB to 20 dB
Category T3	20 dB to 30 dB
Category T4	> 30 dB

Cursor:
Diff = 1.28 dB
BWC Factor = 10.80 dB
Location: 7.5, 12.1, 3.7 mm

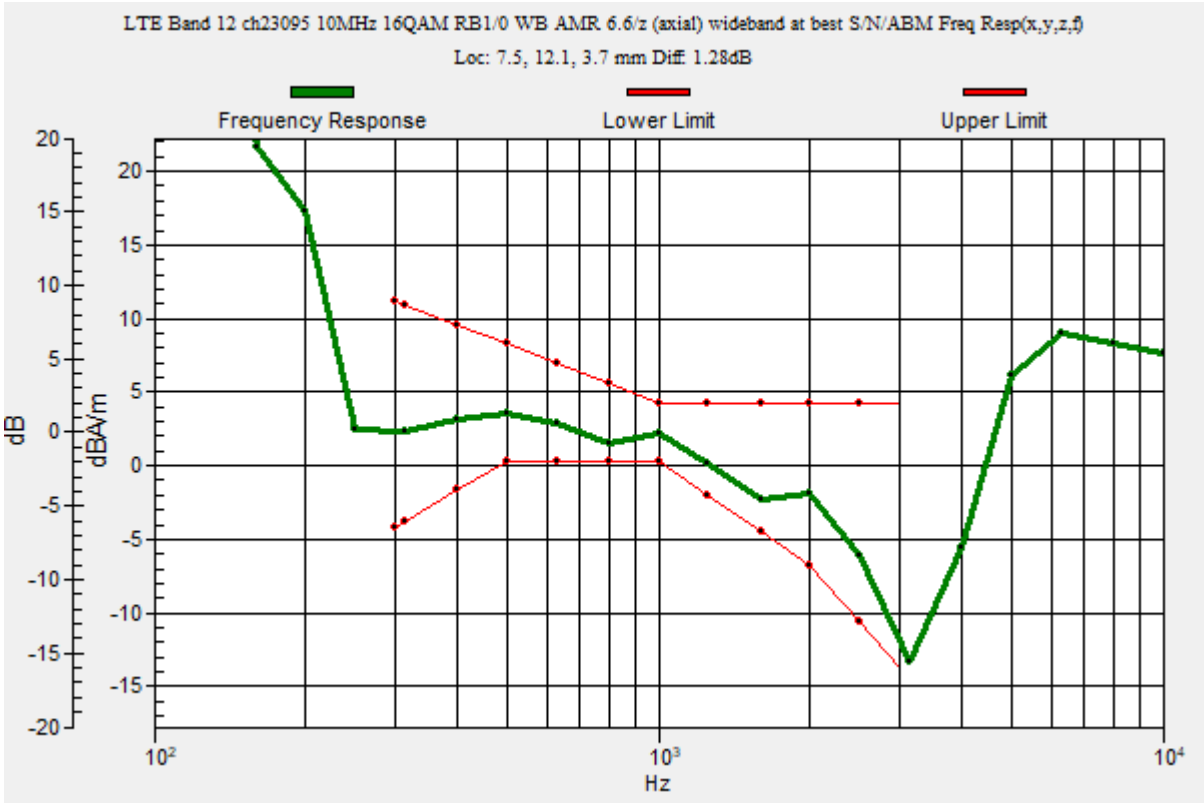

VoLTE FDD

Communication System: UID 0, LTE (FDD) (0); Frequency: 707.5 MHz; Duty Cycle: 1:1
Phantom section: TCoil Section
DASY5 Configuration:
- Probe: AM1DV3 - 3140; ; Calibrated: 2019-09-16
- Sensor-Surface: 0mm (Fix Surface)
- Electronics: DAE4 Sn1447; Calibrated: 2020-03-20
- Phantom: HAC Test Arch with AMCC; Type: SD HAC P01 BB
- Measurement SW: DASY52, Version 52.10 (4);SEMCAD X Version 14.6.14 (7483)

T-Coil scan (scan for ANSI C63.19 2011 compliance)/LTE Band 12 ch23095 10MHz 16QAM RB1/0 WB AMR 6.6/z (axial) 4.2mm 50 x 50/ABM Interpolated Signal(x,y,z) (121x121x1): Interpolated grid: dx=1.000 mm, dy=1.000 mm

Signal Type: Audio File (.wav) 48k_voice_1kHz_1s.wav
Output Gain: 24.29
Measure Window Start: 300ms
Measure Window Length: 1000ms
BWC applied: 0.16 dB
Device Reference Point: 0, 0, -6.3 mm

Cursor:
ABM1/ABM2 = 46.39 dB
ABM1 = 0.71 dBA/m
ABM2 = -45.68 dBA/m
BWC Factor = 0.16 dB
Location: 7.5, 12.1, 3.7 mm



0 dB = 1.000 A/m = 0.00 dBA/m

VoLTE FDD

Communication System: UID 0, LTE (FDD) (0); Frequency: 707.5 MHz; Duty Cycle: 1:1
Phantom section: TCoil Section
DASY5 Configuration:
- Probe: AM1DV3 - 3140; ; Calibrated: 2019-09-16
- Sensor-Surface: 0mm (Fix Surface)
- Electronics: DAE4 Sn1447; Calibrated: 2020-03-20
- Phantom: HAC Test Arch with AMCC; Type: SD HAC P01 BB
- Measurement SW: DASY52, Version 52.10 (4);SEMCAD X Version 14.6.14 (7483)

T-Coil scan (scan for ANSI C63.19 2011 compliance)/LTE Band 12 ch23095 10MHz 16QAM RB1/0 WB AMR 6.6/y (transversal) 4.2mm 50 x 50/ABM Interpolated Signal(x,y,z) (121x121x1): Interpolated grid: dx=1.000 mm, dy=1.000 mm

Signal Type: Audio File (.wav) 48k_voice_1kHz_1s.wav
Output Gain: 24.29
Measure Window Start: 300ms
Measure Window Length: 1000ms
BWC applied: 0.16 dB
Device Reference Point: 0, 0, -6.3 mm

Cursor:
ABM1/ABM2 = 37.74 dB
ABM1 = -8.13 dBA/m
ABM2 = -45.87 dBA/m
BWC Factor = 0.16 dB
Location: 8.3, 20.4, 3.7 mm



0 dB = 1.000 A/m = 0.00 dBA/m

VoLTE FDD

Communication System: UID 0, LTE (FDD) (0); Frequency: 782 MHz;Duty Cycle: 1:1

T-Coil scan (scan for ANSI C63.19 2011 compliance)/LTE Band 13 ch23230 10MHz 16QAM RB1/0 WB AMR 6.6/z (axial) wideband at best S/N/ABM Freq Resp(x,y,z,f) (1x1x1): Measurement grid: dx=10mm, dy=10mm

Signal Type: Audio File (.wav) 48k_voice_300-3000_2s.wav
Output Gain: 47.64
Measure Window Start: 300ms
Measure Window Length: 2000ms
BWC applied: 10.80 dB
Device Reference Point: 0, 0, -6.3 mm

Category	Telephone parameters WD signal quality [(signal+noise)-to-noise ratio in decibels]
Category T1	0 dB to 10 dB
Category T2	10 dB to 20 dB
Category T3	20 dB to 30 dB
Category T4	> 30 dB

Cursor:
Diff = 1.67 dB
BWC Factor = 10.80 dB
Location: 7.1, 12.1, 3.7 mm

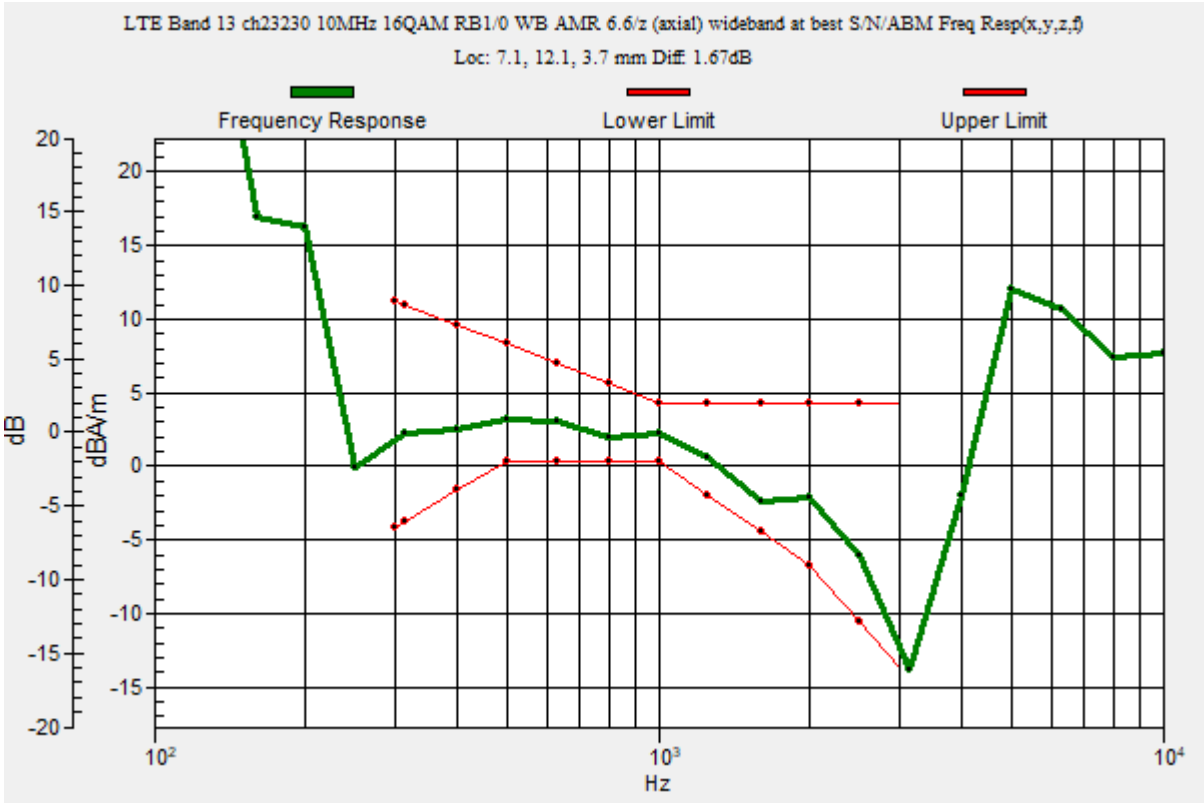

VoLTE FDD

Communication System: UID 0, LTE (FDD) (0); Frequency: 782 MHz; Duty Cycle: 1:1
Phantom section: TCoil Section
DASY5 Configuration:
- Probe: AM1DV3 - 3140; ; Calibrated: 2019-09-16
- Sensor-Surface: 0mm (Fix Surface)
- Electronics: DAE4 Sn1447; Calibrated: 2020-03-20
- Phantom: HAC Test Arch with AMCC; Type: SD HAC P01 BB
- Measurement SW: DASY52, Version 52.10 (4);SEMCAD X Version 14.6.14 (7483)

T-Coil scan (scan for ANSI C63.19 2011 compliance)/LTE Band 13 ch23230 10MHz 16QAM RB1/0 WB AMR 6.6/z (axial) 4.2mm 50 x 50/ABM Interpolated Signal(x,y,z) (121x121x1): Interpolated grid: dx=1.000 mm, dy=1.000 mm

Signal Type: Audio File (.wav) 48k_voice_1kHz_1s.wav
Output Gain: 24.29
Measure Window Start: 300ms
Measure Window Length: 1000ms
BWC applied: 0.16 dB
Device Reference Point: 0, 0, -6.3 mm

Cursor:
ABM1/ABM2 = 45.56 dB
ABM1 = 0.36 dBA/m
ABM2 = -45.20 dBA/m
BWC Factor = 0.16 dB
Location: 7.1, 12.1, 3.7 mm



0 dB = 1.000 A/m = 0.00 dBA/m

VoLTE FDD

Communication System: UID 0, LTE (FDD) (0); Frequency: 782 MHz; Duty Cycle: 1:1
Phantom section: TCoil Section
DASY5 Configuration:
- Probe: AM1DV3 - 3140; ; Calibrated: 2019-09-16
- Sensor-Surface: 0mm (Fix Surface)
- Electronics: DAE4 Sn1447; Calibrated: 2020-03-20
- Phantom: HAC Test Arch with AMCC; Type: SD HAC P01 BB
- Measurement SW: DASY52, Version 52.10 (4);SEMCAD X Version 14.6.14 (7483)

T-Coil scan (scan for ANSI C63.19 2011 compliance)/LTE Band 13 ch23230 10MHz 16QAM RB1/0 WB AMR 6.6/y (transversal) 4.2mm 50 x 50/ABM Interpolated Signal(x,y,z) (121x121x1): Interpolated grid: dx=1.000 mm, dy=1.000 mm

Signal Type: Audio File (.wav) 48k_voice_1kHz_1s.wav
Output Gain: 24.29
Measure Window Start: 300ms
Measure Window Length: 1000ms
BWC applied: 0.16 dB
Device Reference Point: 0, 0, -6.3 mm

Cursor:
ABM1/ABM2 = 37.54 dB
ABM1 = -8.34 dBA/m
ABM2 = -45.88 dBA/m
BWC Factor = 0.16 dB
Location: 8.3, 20, 3.7 mm



0 dB = 1.000 A/m = 0.00 dBA/m

VoLTE FDD

Communication System: UID 0, LTE (FDD) (0); Frequency: 1882.5 MHz;Duty Cycle: 1:1

T-Coil scan (scan for ANSI C63.19 2011 compliance)/LTE Band 25 ch26365 20MHz 16QAM RB1/0 WB AMR 6.6/z (axial) wideband at best S/N/ABM Freq Resp(x,y,z,f) (1x1x1): Measurement grid: dx=10mm, dy=10mm

Signal Type: Audio File (.wav) 48k_voice_300-3000_2s.wav
Output Gain: 47.64
Measure Window Start: 300ms
Measure Window Length: 2000ms
BWC applied: 10.80 dB
Device Reference Point: 0, 0, -6.3 mm

Category	Telephone parameters WD signal quality [(signal+noise)-to-noise ratio in decibels]
Category T1	0 dB to 10 dB
Category T2	10 dB to 20 dB
Category T3	20 dB to 30 dB
Category T4	> 30 dB

Cursor:
Diff = 1.92 dB
BWC Factor = 10.80 dB
Location: 7.1, 12.1, 3.7 mm

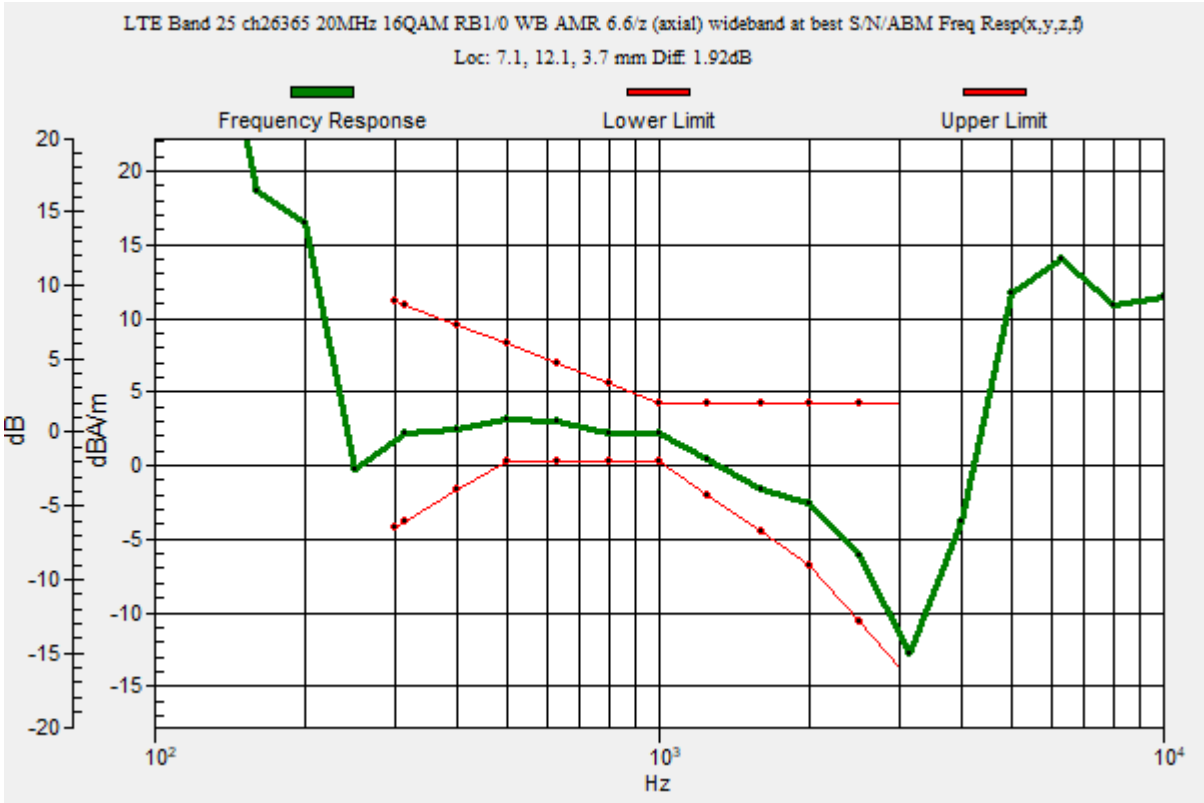

VoLTE FDD

Communication System: UID 0, LTE (FDD) (0); Frequency: 1882.5 MHz; Duty Cycle: 1:1
Phantom section: TCoil Section
DASY5 Configuration:
- Probe: AM1DV3 - 3140; ; Calibrated: 2019-09-16
- Sensor-Surface: 0mm (Fix Surface)
- Electronics: DAE4 Sn1447; Calibrated: 2020-03-20
- Phantom: HAC Test Arch with AMCC; Type: SD HAC P01 BB
- Measurement SW: DASY52, Version 52.10 (4);SEMCAD X Version 14.6.14 (7483)

T-Coil scan (scan for ANSI C63.19 2011 compliance)/LTE Band 25 ch26365 20MHz 16QAM RB1/0 WB AMR 6.6/z (axial) 4.2mm 50 x 50/ABM Interpolated Signal(x,y,z) (121x121x1): Interpolated grid: dx=1.000 mm, dy=1.000 mm

Signal Type: Audio File (.wav) 48k_voice_1kHz_1s.wav
Output Gain: 24.29
Measure Window Start: 300ms
Measure Window Length: 1000ms
BWC applied: 0.16 dB
Device Reference Point: 0, 0, -6.3 mm

Cursor:
ABM1/ABM2 = 42.90 dB
ABM1 = -0.12 dBA/m
ABM2 = -43.02 dBA/m
BWC Factor = 0.16 dB
Location: 7.1, 12.1, 3.7 mm



0 dB = 1.000 A/m = 0.00 dBA/m

VoLTE FDD

Communication System: UID 0, LTE (FDD) (0); Frequency: 1882.5 MHz; Duty Cycle: 1:1
Phantom section: TCoil Section
DASY5 Configuration:
- Probe: AM1DV3 - 3140; ; Calibrated: 2019-09-16
- Sensor-Surface: 0mm (Fix Surface)
- Electronics: DAE4 Sn1447; Calibrated: 2020-03-20
- Phantom: HAC Test Arch with AMCC; Type: SD HAC P01 BB
- Measurement SW: DASY52, Version 52.10 (4);SEMCAD X Version 14.6.14 (7483)

T-Coil scan (scan for ANSI C63.19 2011 compliance)/LTE Band 25 ch26365 20MHz 16QAM RB1/0 WB AMR 6.6/y (transversal) 4.2mm 50 x 50/ABM Interpolated Signal(x,y,z) (121x121x1): Interpolated grid: dx=1.000 mm, dy=1.000 mm

Signal Type: Audio File (.wav) 48k_voice_1kHz_1s.wav
Output Gain: 24.29
Measure Window Start: 300ms
Measure Window Length: 1000ms
BWC applied: 0.16 dB
Device Reference Point: 0, 0, -6.3 mm

Cursor:
ABM1/ABM2 = 37.36 dB
ABM1 = -8.88 dBA/m
ABM2 = -46.24 dBA/m
BWC Factor = 0.16 dB
Location: 7.9, 19.2, 3.7 mm



0 dB = 1.000 A/m = 0.00 dBA/m

VoLTE FDD

Communication System: UID 0, LTE (FDD) (0); Frequency: 831.5 MHz;Duty Cycle: 1:1

T-Coil scan (scan for ANSI C63.19 2011 compliance)/LTE Band 26 ch26865 15MHz 16QAM RB1/0 WB AMR 6.6/z (axial) wideband at best S/N/ABM Freq Resp(x,y,z,f) (1x1x1): Measurement grid: dx=10mm, dy=10mm

Signal Type: Audio File (.wav) 48k_voice_300-3000_2s.wav
Output Gain: 47.64
Measure Window Start: 300ms
Measure Window Length: 2000ms
BWC applied: 10.80 dB
Device Reference Point: 0, 0, -6.3 mm

Category	Telephone parameters WD signal quality [(signal+noise)-to-noise ratio in decibels]
Category T1	0 dB to 10 dB
Category T2	10 dB to 20 dB
Category T3	20 dB to 30 dB
Category T4	> 30 dB

Cursor:
Diff = 1.83 dB
BWC Factor = 10.80 dB
Location: 7.5, 12.1, 3.7 mm

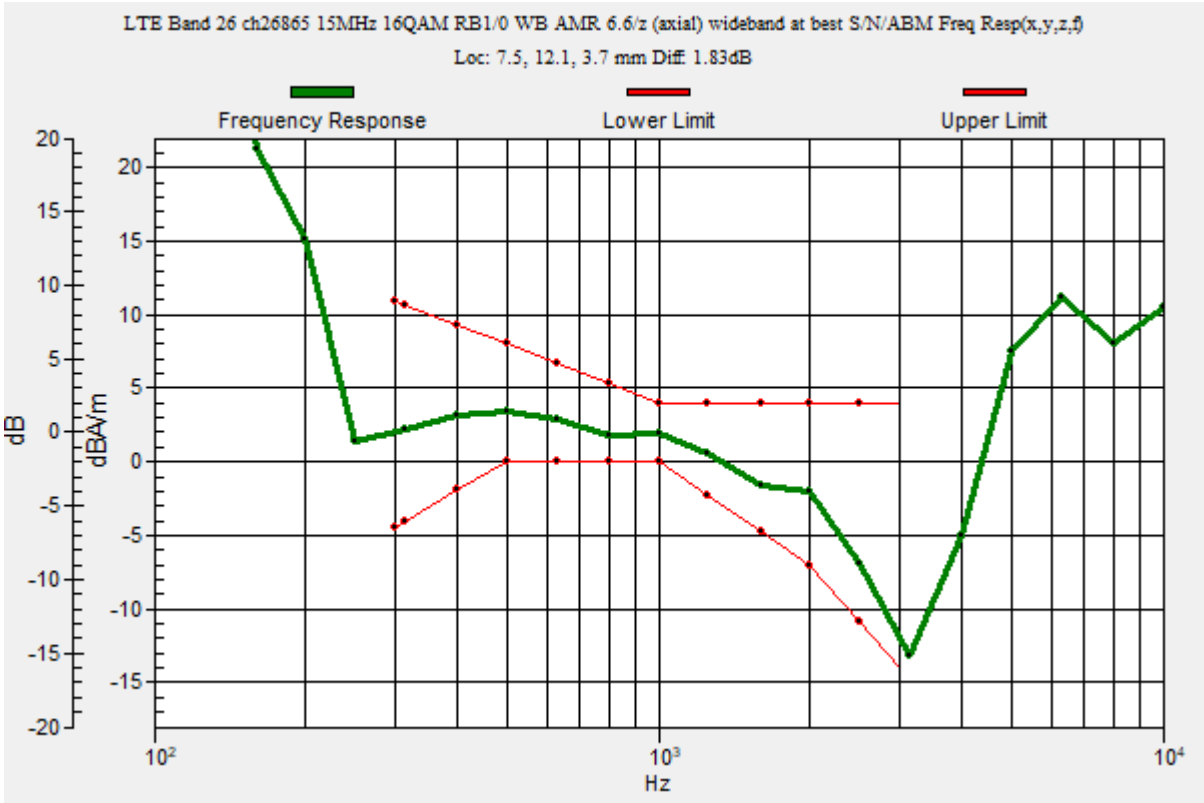

VoLTE FDD

Communication System: UID 0, LTE (FDD) (0); Frequency: 831.5 MHz; Duty Cycle: 1:1
Phantom section: TCoil Section
DASY5 Configuration:
- Probe: AM1DV3 - 3140; ; Calibrated: 2019-09-16
- Sensor-Surface: 0mm (Fix Surface)
- Electronics: DAE4 Sn1447; Calibrated: 2020-03-20
- Phantom: HAC Test Arch with AMCC; Type: SD HAC P01 BB
- Measurement SW: DASY52, Version 52.10 (4);SEMCAD X Version 14.6.14 (7483)

T-Coil scan (scan for ANSI C63.19 2011 compliance)/LTE Band 26 ch26865 15MHz 16QAM RB1/0 WB AMR 6.6/z (axial) 4.2mm 50 x 50/ABM Interpolated Signal(x,y,z) (121x121x1): Interpolated grid: dx=1.000 mm, dy=1.000 mm

Signal Type: Audio File (.wav) 48k_voice_1kHz_1s.wav
Output Gain: 24.29
Measure Window Start: 300ms
Measure Window Length: 1000ms
BWC applied: 0.16 dB
Device Reference Point: 0, 0, -6.3 mm

Cursor:
ABM1/ABM2 = 46.06 dB
ABM1 = 1.12 dBA/m
ABM2 = -44.94 dBA/m
BWC Factor = 0.16 dB
Location: 7.5, 12.1, 3.7 mm



0 dB = 1.000 A/m = 0.00 dBA/m

VoLTE FDD

Communication System: UID 0, LTE (FDD) (0); Frequency: 831.5 MHz; Duty Cycle: 1:1
Phantom section: TCoil Section
DASY5 Configuration:
- Probe: AM1DV3 - 3140; ; Calibrated: 2019-09-16
- Sensor-Surface: 0mm (Fix Surface)
- Electronics: DAE4 Sn1447; Calibrated: 2020-03-20
- Phantom: HAC Test Arch with AMCC; Type: SD HAC P01 BB
- Measurement SW: DASY52, Version 52.10 (4);SEMCAD X Version 14.6.14 (7483)

T-Coil scan (scan for ANSI C63.19 2011 compliance)/LTE Band 26 ch26865 15MHz 16QAM RB1/0 WB AMR 6.6/y (transversal) 4.2mm 50 x 50/ABM Interpolated Signal(x,y,z) (121x121x1): Interpolated grid: dx=1.000 mm, dy=1.000 mm

Signal Type: Audio File (.wav) 48k_voice_1kHz_1s.wav
Output Gain: 24.29
Measure Window Start: 300ms
Measure Window Length: 1000ms
BWC applied: 0.16 dB
Device Reference Point: 0, 0, -6.3 mm

Cursor:
ABM1/ABM2 = 37.95 dB
ABM1 = -8.57 dBA/m
ABM2 = -46.52 dBA/m
BWC Factor = 0.16 dB
Location: 7.5, 20, 3.7 mm



0 dB = 1.000 A/m = 0.00 dBA/m

VoLTE FDD

Communication System: UID 0, LTE (FDD) (0); Frequency: 1745 MHz;Duty Cycle: 1:1

T-Coil scan (scan for ANSI C63.19 2011 compliance)/LTE Band 66 20MHz ch132322 20MHz 16QAM RB1/0 WB AMR 6.6/z (axial) wideband at best S/N/ABM Freq Resp(x,y,z,f) (1x1x1): Measurement grid: dx=10mm, dy=10mm

Signal Type: Audio File (.wav) 48k_voice_300-3000_2s.wav
Output Gain: 47.64
Measure Window Start: 300ms
Measure Window Length: 2000ms
BWC applied: 10.80 dB
Device Reference Point: 0, 0, -6.3 mm

Category	Telephone parameters WD signal quality [(signal+noise)-to-noise ratio in decibels]
Category T1	0 dB to 10 dB
Category T2	10 dB to 20 dB
Category T3	20 dB to 30 dB
Category T4	> 30 dB

Cursor:
Diff = 1.97 dB
BWC Factor = 10.80 dB
Location: 7.9, 12.1, 3.7 mm

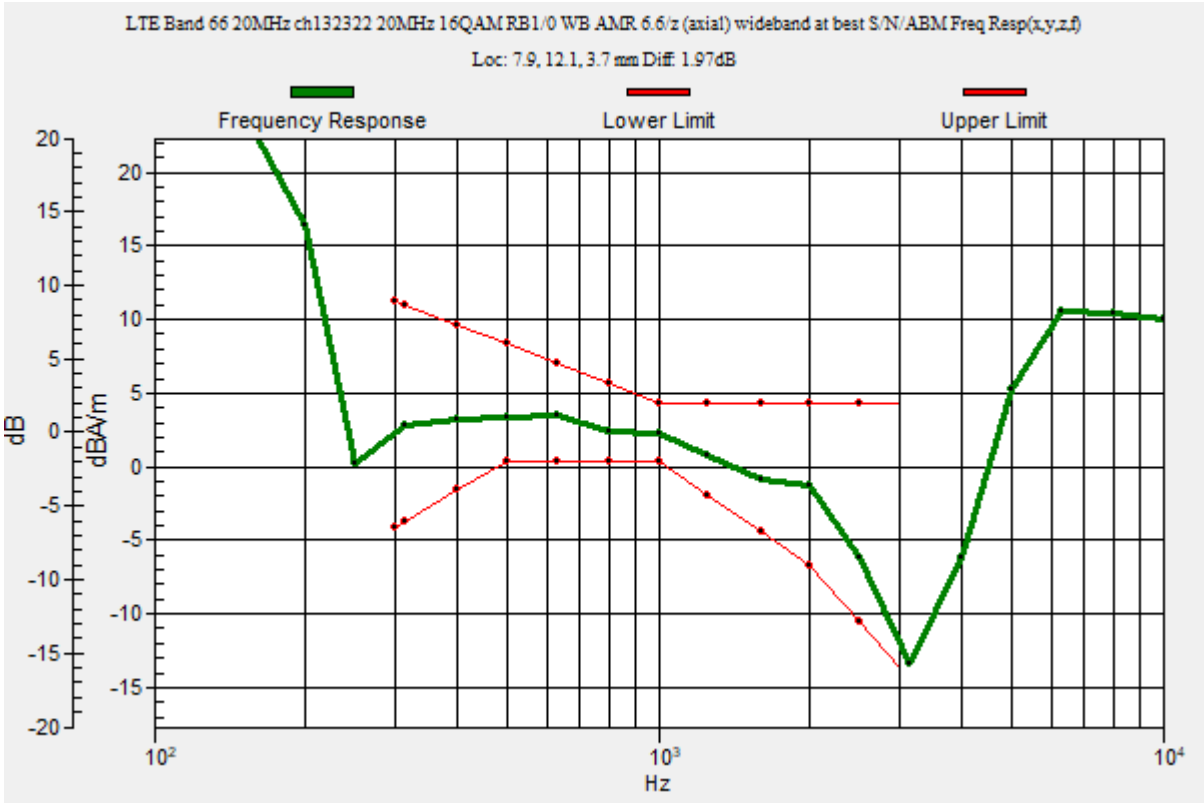

VoLTE FDD

Communication System: UID 0, LTE (FDD) (0); Frequency: 1745 MHz; Duty Cycle: 1:1
Phantom section: TCoil Section
DASY5 Configuration:
- Probe: AM1DV3 - 3140; ; Calibrated: 2019-09-16
- Sensor-Surface: 0mm (Fix Surface)
- Electronics: DAE4 Sn1447; Calibrated: 2020-03-20
- Phantom: HAC Test Arch with AMCC; Type: SD HAC P01 BB
- Measurement SW: DASY52, Version 52.10 (4);SEMCAD X Version 14.6.14 (7483)

T-Coil scan (scan for ANSI C63.19 2011 compliance)/LTE Band 66 20MHz ch132322 20MHz 16QAM RB1/0 WB AMR 6.6/z (axial) 4.2mm 50 x 50/ABM Interpolated Signal(x,y,z) (121x121x1): Interpolated grid: dx=1.000 mm, dy=1.000 mm

Signal Type: Audio File (.wav) 48k_voice_1kHz_1s.wav
Output Gain: 24.29
Measure Window Start: 300ms
Measure Window Length: 1000ms
BWC applied: 0.16 dB
Device Reference Point: 0, 0, -6.3 mm

Cursor:
ABM1/ABM2 = 44.15 dB
ABM1 = 0.76 dBA/m
ABM2 = -43.39 dBA/m
BWC Factor = 0.16 dB
Location: 7.9, 12.1, 3.7 mm



0 dB = 1.000 A/m = 0.00 dBA/m

VoLTE FDD

Communication System: UID 0, LTE (FDD) (0); Frequency: 1745 MHz; Duty Cycle: 1:1
Phantom section: TCoil Section
DASY5 Configuration:
- Probe: AM1DV3 - 3140; ; Calibrated: 2019-09-16
- Sensor-Surface: 0mm (Fix Surface)
- Electronics: DAE4 Sn1447; Calibrated: 2020-03-20
- Phantom: HAC Test Arch with AMCC; Type: SD HAC P01 BB
- Measurement SW: DASY52, Version 52.10 (4);SEMCAD X Version 14.6.14 (7483)

T-Coil scan (scan for ANSI C63.19 2011 compliance)/LTE Band 66 20MHz ch132322 20MHz 16QAM RB1/0 WB AMR 6.6/y (transversal) 4.2mm 50 x 50/ABM Interpolated Signal(x,y,z) (121x121x1): Interpolated grid: dx=1.000 mm, dy=1.000 mm

Signal Type: Audio File (.wav) 48k_voice_1kHz_1s.wav
Output Gain: 24.29
Measure Window Start: 300ms
Measure Window Length: 1000ms
BWC applied: 0.16 dB
Device Reference Point: 0, 0, -6.3 mm

Cursor:
ABM1/ABM2 = 38.45 dB
ABM1 = -8.36 dBA/m
ABM2 = -46.81 dBA/m
BWC Factor = 0.16 dB
Location: 7.1, 6.2, 3.7 mm



0 dB = 1.000 A/m = 0.00 dBA/m

VoLTE TDD

Communication System: UID 0, LTE (TDD) (0); Frequency: 2593 MHz;Duty Cycle: 1:1.59956

T-Coil scan (scan for ANSI C63.19 2011 compliance)/LTE Band 41 20MHz ch40620 16QAM RB1/0 WB AMR 6.6/z (axial) wideband at best S/N/ABM Freq Resp(x,y,z,f) (1x1x1): Measurement grid: dx=10mm, dy=10mm

Signal Type: Audio File (.wav) 48k_voice_300-3000_2s.wav
Output Gain: 47.64
Measure Window Start: 300ms
Measure Window Length: 2000ms
BWC applied: 10.80 dB
Device Reference Point: 0, 0, -6.3 mm

Category	Telephone parameters WD signal quality [(signal+noise)-to-noise ratio in decibels]
Category T1	0 dB to 10 dB
Category T2	10 dB to 20 dB
Category T3	20 dB to 30 dB
Category T4	> 30 dB

Cursor:
Diff = 1.67 dB
BWC Factor = 10.80 dB
Location: 7.9, 12.1, 3.7 mm

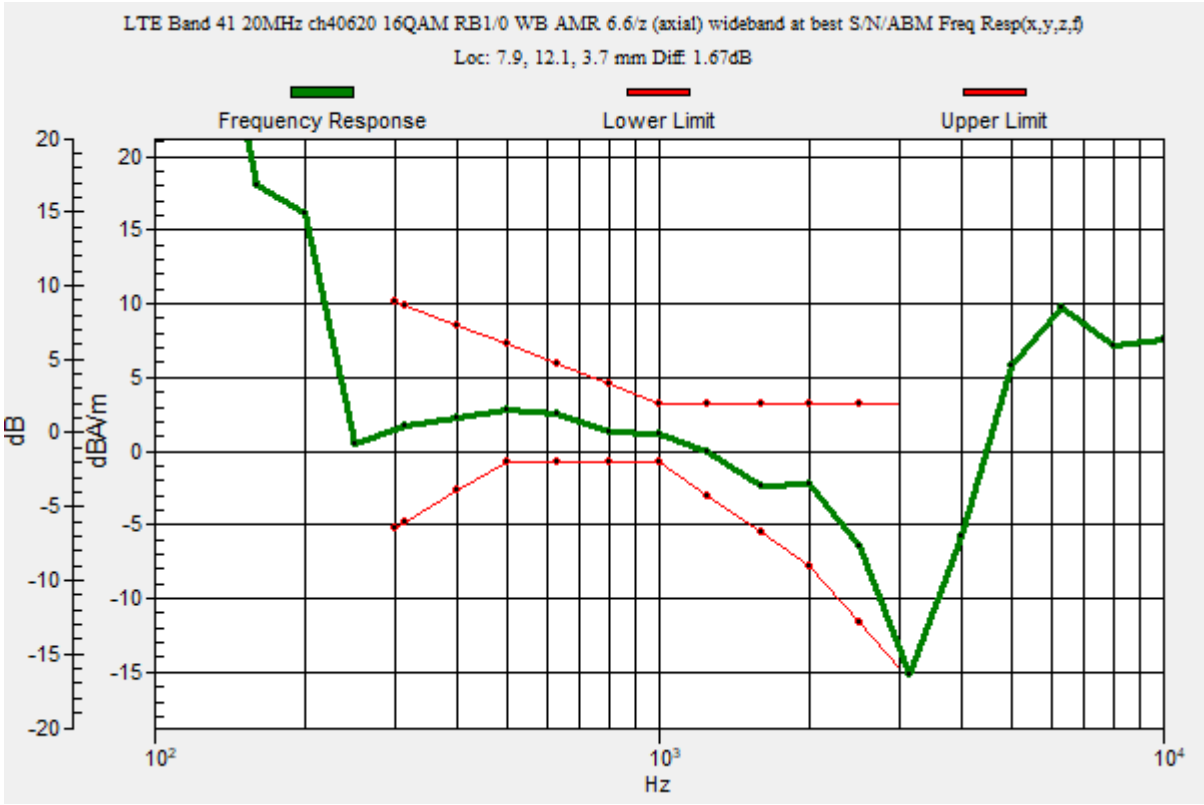

VoLTE TDD

Communication System: UID 0, LTE (TDD) (0); Frequency: 2593 MHz; Duty Cycle: 1:1.59956
Phantom section: TCoil Section
DASY5 Configuration:
- Probe: AM1DV3 - 3140; ; Calibrated: 2019-09-16
- Sensor-Surface: 0mm (Fix Surface)
- Electronics: DAE4 Sn1447; Calibrated: 2020-03-20
- Phantom: HAC Test Arch with AMCC; Type: SD HAC P01 BB
- Measurement SW: DASY52, Version 52.10 (4);SEMCAD X Version 14.6.14 (7483)

T-Coil scan (scan for ANSI C63.19 2011 compliance)/LTE Band 41 20MHz ch40620 16QAM RB1/0 WB AMR 6.6/z (axial) 4.2mm 50 x 50/ABM Interpolated Signal(x,y,z) (121x121x1): Interpolated grid: dx=1.000 mm, dy=1.000 mm

Signal Type: Audio File (.wav) 48k_voice_1kHz_1s.wav
Output Gain: 24.29
Measure Window Start: 300ms
Measure Window Length: 1000ms
BWC applied: 0.16 dB
Device Reference Point: 0, 0, -6.3 mm

Cursor:
ABM1/ABM2 = 43.77 dB
ABM1 = 0.75 dBA/m
ABM2 = -43.02 dBA/m
BWC Factor = 0.16 dB
Location: 7.9, 12.1, 3.7 mm



0 dB = 1.000 A/m = 0.00 dBA/m

VoLTE TDD

Communication System: UID 0, LTE (TDD) (0); Frequency: 2593 MHz; Duty Cycle: 1:1.59956
Phantom section: TCoil Section
DASY5 Configuration:
- Probe: AM1DV3 - 3140; ; Calibrated: 2019-09-16
- Sensor-Surface: 0mm (Fix Surface)
- Electronics: DAE4 Sn1447; Calibrated: 2020-03-20
- Phantom: HAC Test Arch with AMCC; Type: SD HAC P01 BB
- Measurement SW: DASY52, Version 52.10 (4);SEMCAD X Version 14.6.14 (7483)

T-Coil scan (scan for ANSI C63.19 2011 compliance)/LTE Band 41 20MHz ch40620 16QAM RB1/0 WB AMR 6.6/y (transversal) 4.2mm 50 x 50/ABM Interpolated Signal(x,y,z) (121x121x1): Interpolated grid: dx=1.000 mm, dy=1.000 mm

Signal Type: Audio File (.wav) 48k_voice_1kHz_1s.wav
Output Gain: 24.29
Measure Window Start: 300ms
Measure Window Length: 1000ms
BWC applied: 0.16 dB
Device Reference Point: 0, 0, -6.3 mm

Cursor:
ABM1/ABM2 = 33.42 dB
ABM1 = -8.87 dBA/m
ABM2 = -42.29 dBA/m
BWC Factor = 0.16 dB
Location: 8.3, 6.2, 3.7 mm



0 dB = 1.000 A/m = 0.00 dBA/m

VoWiFi 2.4GHz

Communication System: UID 0, IEEE 802.11b/g/n 2.4 GHz Band (0); Frequency: 2437 MHz;Duty Cycle: 1:1

T-Coil scan (scan for ANSI C63.19 2011 compliance)/VoWiFi 11b ch6 1Mbps WB AMR 6.6/z (axial) wideband at best S/N/ABM Freq Resp(x,y,z,f) (1x1x1): Measurement grid: dx=10mm, dy=10mm

Signal Type: Audio File (.wav) 48k_voice_300-3000_2s.wav
Output Gain: 30.06
Measure Window Start: 300ms
Measure Window Length: 2000ms
BWC applied: 10.80 dB
Device Reference Point: 0, 0, -6.3 mm

Category	Telephone parameters WD signal quality [(signal+noise)-to-noise ratio in decibels]
Category T1	0 dB to 10 dB
Category T2	10 dB to 20 dB
Category T3	20 dB to 30 dB
Category T4	> 30 dB

Cursor:
Diff = 2.00 dB
BWC Factor = 10.80 dB
Location: 7.9, 11.2, 3.7 mm

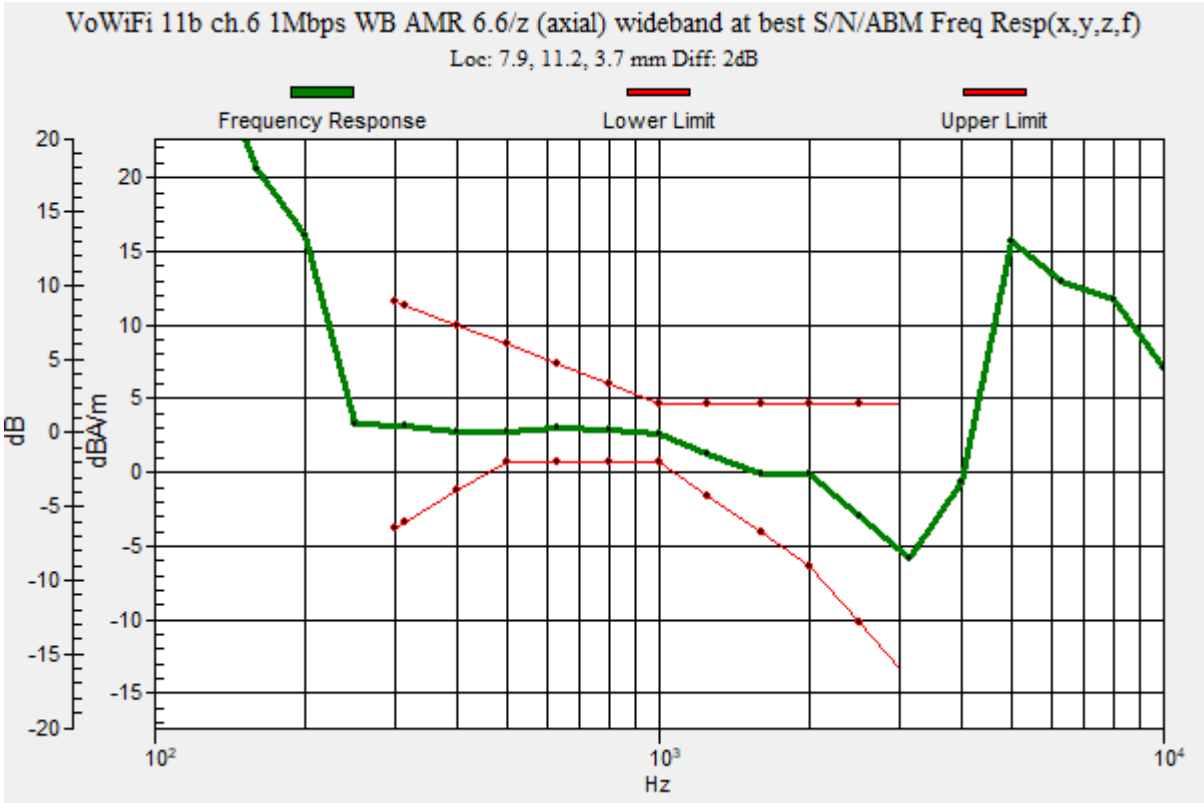

VoWiFi 2.4GHz

Communication System: UID 0, IEEE 802.11b/g/n 2.4 GHz Band (0); Frequency: 2437 MHz; Duty Cycle: 1:1
Phantom section: TCoil Section
DASY5 Configuration:
- Probe: AM1DV3 - 3140; ; Calibrated: 2019-09-16
- Sensor-Surface: 0mm (Fix Surface)
- Electronics: DAE4 Sn1447; Calibrated: 2020-03-20
- Phantom: HAC Test Arch with AMCC; Type: SD HAC P01 BB
- Measurement SW: DASY52, Version 52.10 (4);SEMCAD X Version 14.6.14 (7483)

T-Coil scan (scan for ANSI C63.19 2011 compliance)/VoWiFi 11b ch6 1Mbps WB AMR 6.6/z (axial) 4.2mm 50x50/ABM Interpolated Signal(x,y,z) (121x121x1): Interpolated grid: dx=1.000 mm, dy=1.000 mm

Signal Type: Audio File (.wav) 48k_voice_1kHz_1s.wav
Output Gain: 15.33
Measure Window Start: 300ms
Measure Window Length: 1000ms
BWC applied: 0.16 dB
Device Reference Point: 0, 0, -6.3 mm

Cursor:
ABM1/ABM2 = 31.03 dB
ABM1 = 1.04 dBA/m
ABM2 = -29.99 dBA/m
BWC Factor = 0.16 dB
Location: 7.9, 11.2, 3.7 mm



0 dB = 1.000 A/m = 0.00 dBA/m

VoWiFi 2.4GHz

Communication System: UID 0, IEEE 802.11b/g/n 2.4 GHz Band (0); Frequency: 2437 MHz; Duty Cycle: 1:1
Phantom section: TCoil Section
DASY5 Configuration:
- Probe: AM1DV3 - 3140; ; Calibrated: 2019-09-16
- Sensor-Surface: 0mm (Fix Surface)
- Electronics: DAE4 Sn1447; Calibrated: 2020-03-20
- Phantom: HAC Test Arch with AMCC; Type: SD HAC P01 BB
- Measurement SW: DASY52, Version 52.10 (4);SEMCAD X Version 14.6.14 (7483)

T-Coil scan (scan for ANSI C63.19 2011 compliance)/VoWiFi 11b ch6 1Mbps WB AMR 6.6/y (transversal) 4.2mm 50x50/ABM Interpolated Signal(x,y,z) (121x121x1): Interpolated grid: dx=1.000 mm, dy=1.000 mm

Signal Type: Audio File (.wav) 48k_voice_1kHz_1s.wav
Output Gain: 15.33
Measure Window Start: 300ms
Measure Window Length: 1000ms
BWC applied: 0.16 dB
Device Reference Point: 0, 0, -6.3 mm

Cursor:
ABM1/ABM2 = 33.58 dB
ABM1 = -8.80 dBA/m
ABM2 = -42.38 dBA/m
BWC Factor = 0.16 dB
Location: 5.4, 17.9, 3.7 mm



0 dB = 1.000 A/m = 0.00 dBA/m

VoWiFi

Communication System: UID 0, IEEE 802.11a/n/ac 5 GHz Band (0); Frequency: 5200 MHz;Duty Cycle: 1:1

T-Coil scan (scan for ANSI C63.19 2011 compliance)/VoWiFi 11ax ch40 MCS0 WB AMR 6.6/z (axial) wideband at best S/N/ABM Freq Resp(x,y,z,f) (1x1x1): Measurement grid: dx=10mm, dy=10mm

Signal Type: Audio File (.wav) 48k_voice_300-3000_2s.wav
Output Gain: 30.06
Measure Window Start: 300ms
Measure Window Length: 2000ms
BWC applied: 10.80 dB
Device Reference Point: 0, 0, -6.3 mm

Category	Telephone parameters WD signal quality [(signal+noise)-to-noise ratio in decibels]
Category T1	0 dB to 10 dB
Category T2	10 dB to 20 dB
Category T3	20 dB to 30 dB
Category T4	> 30 dB

Cursor:
Diff = 2.00 dB
BWC Factor = 10.80 dB
Location: 8.3, 10.4, 3.7 mm

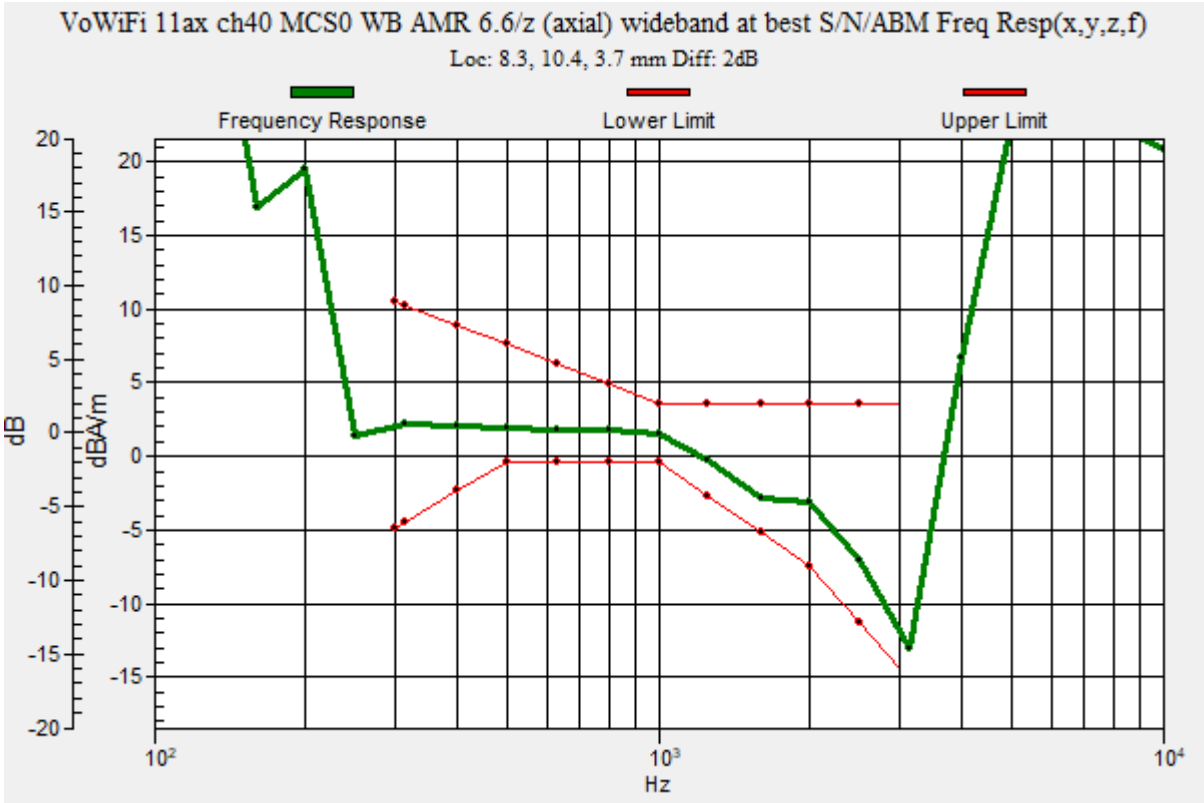

VoWiFi

Communication System: UID 0, IEEE 802.11a/n/ac 5 GHz Band (0); Frequency: 5200 MHz; Duty Cycle: 1:1
Phantom section: TCoil Section
DASY5 Configuration:
- Probe: AM1DV3 - 3140; ; Calibrated: 2019-09-16
- Sensor-Surface: 0mm (Fix Surface)
- Electronics: DAE4 Sn1447; Calibrated: 2020-03-20
- Phantom: HAC Test Arch with AMCC; Type: SD HAC P01 BB
- Measurement SW: DASY52, Version 52.10 (4);SEMCAD X Version 14.6.14 (7483)

T-Coil scan (scan for ANSI C63.19 2011 compliance)/VoWiFi 11ax ch40 MCS0 WB AMR 6.6/z (axial) 4.2mm 50x50/ABM Interpolated Signal(x,y,z) (121x121x1): Interpolated grid: dx=1.000 mm, dy=1.000 mm

Signal Type: Audio File (.wav) 48k_voice_1kHz_1s.wav
Output Gain: 15.33
Measure Window Start: 300ms
Measure Window Length: 1000ms
BWC applied: 0.16 dB
Device Reference Point: 0, 0, -6.3 mm

Cursor:
ABM1/ABM2 = 23.12 dB
ABM1 = -0.70 dBA/m
ABM2 = -23.82 dBA/m
BWC Factor = 0.16 dB
Location: 8.3, 10.4, 3.7 mm



0 dB = 1.000 A/m = 0.00 dBA/m

VoWiFi

Communication System: UID 0, IEEE 802.11a/n/ac 5 GHz Band (0); Frequency: 5200 MHz; Duty Cycle: 1:1
Phantom section: TCoil Section
DASY5 Configuration:
- Probe: AM1DV3 - 3140; ; Calibrated: 2019-09-16
- Sensor-Surface: 0mm (Fix Surface)
- Electronics: DAE4 Sn1447; Calibrated: 2020-03-20
- Phantom: HAC Test Arch with AMCC; Type: SD HAC P01 BB
- Measurement SW: DASY52, Version 52.10 (4);SEMCAD X Version 14.6.14 (7483)

T-Coil scan (scan for ANSI C63.19 2011 compliance)/VoWiFi 11ax ch40 MCS0 WB AMR 6.6/y (transversal) 4.2mm 50x50/ABM Interpolated Signal(x,y,z) (121x121x1): Interpolated grid: dx=1.000 mm, dy=1.000 mm

Signal Type: Audio File (.wav) 48k_voice_1kHz_1s.wav
Output Gain: 15.33
Measure Window Start: 300ms
Measure Window Length: 1000ms
BWC applied: 0.16 dB
Device Reference Point: 0, 0, -6.3 mm

Cursor:
ABM1/ABM2 = 27.31 dB
ABM1 = -7.03 dBA/m
ABM2 = -34.34 dBA/m
BWC Factor = 0.16 dB
Location: 8.3, 4.6, 3.7 mm



0 dB = 1.000 A/m = 0.00 dBA/m

VoWiFi

Communication System: UID 0, IEEE 802.11a/n/ac 5 GHz Band (0); Frequency: 5280 MHz;Duty Cycle: 1:1

T-Coil scan (scan for ANSI C63.19 2011 compliance)/VoWiFi 11ax ch56 MCS0 WB AMR 6.6/z (axial) wideband at best S/N/ABM Freq Resp(x,y,z,f) (1x1x1): Measurement grid: dx=10mm, dy=10mm

Signal Type: Audio File (.wav) 48k_voice_300-3000_2s.wav
Output Gain: 30.06
Measure Window Start: 300ms
Measure Window Length: 2000ms
BWC applied: 10.80 dB
Device Reference Point: 0, 0, -6.3 mm

Category	Telephone parameters WD signal quality [(signal+noise)-to-noise ratio in decibels]
Category T1	0 dB to 10 dB
Category T2	10 dB to 20 dB
Category T3	20 dB to 30 dB
Category T4	> 30 dB

Cursor:
Diff = 1.69 dB
BWC Factor = 10.80 dB
Location: 8.3, 9.6, 3.7 mm

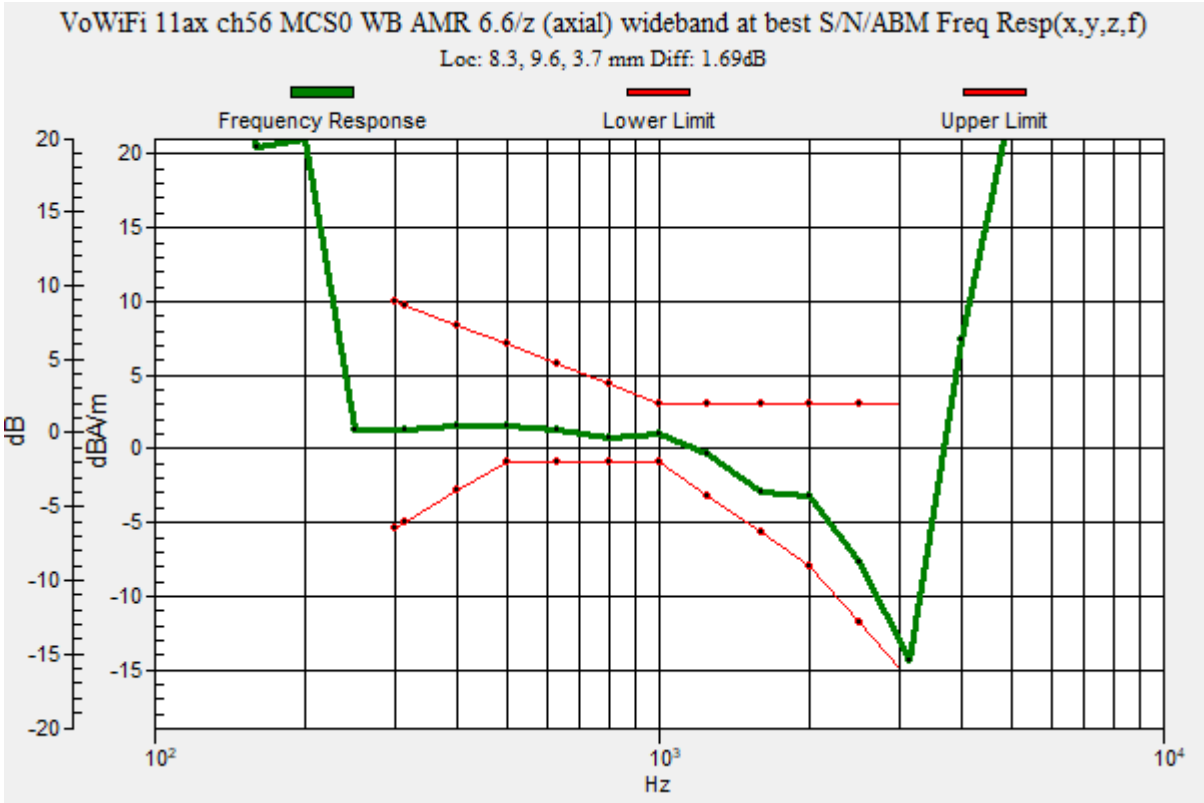

VoWiFi

Communication System: UID 0, IEEE 802.11a/n/ac 5 GHz Band (0); Frequency: 5280 MHz; Duty Cycle: 1:1
Phantom section: TCoil Section
DASY5 Configuration:
- Probe: AM1DV3 - 3140; ; Calibrated: 2019-09-16
- Sensor-Surface: 0mm (Fix Surface)
- Electronics: DAE4 Sn1447; Calibrated: 2020-03-20
- Phantom: HAC Test Arch with AMCC; Type: SD HAC P01 BB
- Measurement SW: DASY52, Version 52.10 (4);SEMCAD X Version 14.6.14 (7483)

T-Coil scan (scan for ANSI C63.19 2011 compliance)/VoWiFi 11ax ch56 MCS0 WB AMR 6.6/z (axial) 4.2mm 50x50/ABM Interpolated Signal(x,y,z) (121x121x1): Interpolated grid: dx=1.000 mm, dy=1.000 mm

Signal Type: Audio File (.wav) 48k_voice_1kHz_1s.wav
Output Gain: 15.33
Measure Window Start: 300ms
Measure Window Length: 1000ms
BWC applied: 0.16 dB
Device Reference Point: 0, 0, -6.3 mm

Cursor:
ABM1/ABM2 = 24.21 dB
ABM1 = -0.35 dBA/m
ABM2 = -24.56 dBA/m
BWC Factor = 0.16 dB
Location: 8.3, 9.6, 3.7 mm



0 dB = 1.000 A/m = 0.00 dBA/m

VoWiFi

Communication System: UID 0, IEEE 802.11a/n/ac 5 GHz Band (0); Frequency: 5280 MHz; Duty Cycle: 1:1
Phantom section: TCoil Section
DASY5 Configuration:
- Probe: AM1DV3 - 3140; ; Calibrated: 2019-09-16
- Sensor-Surface: 0mm (Fix Surface)
- Electronics: DAE4 Sn1447; Calibrated: 2020-03-20
- Phantom: HAC Test Arch with AMCC; Type: SD HAC P01 BB
- Measurement SW: DASY52, Version 52.10 (4);SEMCAD X Version 14.6.14 (7483)

T-Coil scan (scan for ANSI C63.19 2011 compliance)/VoWiFi 11ax ch56 MCS0 WB AMR 6.6/y (transversal) 4.2mm 50x50/ABM Interpolated Signal(x,y,z) (121x121x1): Interpolated grid: dx=1.000 mm, dy=1.000 mm

Signal Type: Audio File (.wav) 48k_voice_1kHz_1s.wav
Output Gain: 15.33
Measure Window Start: 300ms
Measure Window Length: 1000ms
BWC applied: 0.16 dB
Device Reference Point: 0, 0, -6.3 mm

Cursor:
ABM1/ABM2 = 24.39 dB
ABM1 = -8.82 dBA/m
ABM2 = -33.21 dBA/m
BWC Factor = 0.16 dB
Location: 8.8, 4.2, 3.7 mm



0 dB = 1.000 A/m = 0.00 dBA/m

VoWiFi

Communication System: UID 0, IEEE 802.11a/n/ac 5 GHz Band (0); Frequency: 5600 MHz;Duty Cycle: 1:1

T-Coil scan (scan for ANSI C63.19 2011 compliance)/VoWiFi 11ax ch120 MCS0 WB AMR 6.6/z (axial) wideband at best S/N/ABM Freq Resp(x,y,z,f) (1x1x1): Measurement grid: dx=10mm, dy=10mm

Signal Type: Audio File (.wav) 48k_voice_300-3000_2s.wav
Output Gain: 30.06
Measure Window Start: 300ms
Measure Window Length: 2000ms
BWC applied: 10.80 dB
Device Reference Point: 0, 0, -6.3 mm

Category	Telephone parameters WD signal quality [(signal+noise)-to-noise ratio in decibels]
Category T1	0 dB to 10 dB
Category T2	10 dB to 20 dB
Category T3	20 dB to 30 dB
Category T4	> 30 dB

Cursor:
Diff = 2.00 dB
BWC Factor = 10.80 dB
Location: 8.3, 9.6, 3.7 mm

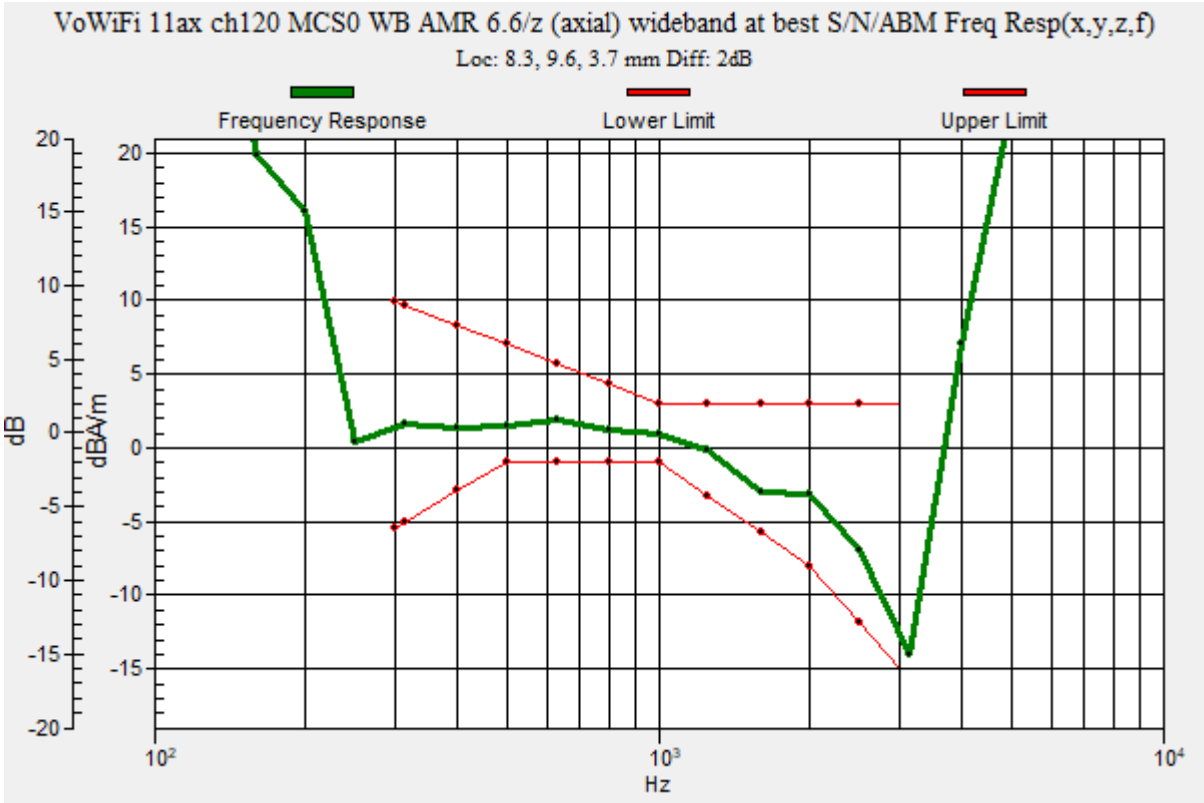

VoWiFi

Communication System: UID 0, IEEE 802.11a/n/ac 5 GHz Band (0); Frequency: 5600 MHz; Duty Cycle: 1:1
Phantom section: TCoil Section
DASY5 Configuration:
- Probe: AM1DV3 - 3140; ; Calibrated: 2019-09-16
- Sensor-Surface: 0mm (Fix Surface)
- Electronics: DAE4 Sn1447; Calibrated: 2020-03-20
- Phantom: HAC Test Arch with AMCC; Type: SD HAC P01 BB
- Measurement SW: DASY52, Version 52.10 (4);SEMCAD X Version 14.6.14 (7483)

T-Coil scan (scan for ANSI C63.19 2011 compliance)/VoWiFi 11ax ch120 MCS0 WB AMR 6.6/z (axial) 4.2mm 50x50/ABM Interpolated Signal(x,y,z) (121x121x1): Interpolated grid:

dx=1.000 mm, dy=1.000 mm
Signal Type: Audio File (.wav) 48k_voice_1kHz_1s.wav
Output Gain: 15.33
Measure Window Start: 300ms
Measure Window Length: 1000ms
BWC applied: 0.16 dB
Device Reference Point: 0, 0, -6.3 mm

Cursor:
ABM1/ABM2 = 24.18 dB
ABM1 = -0.23 dBA/m
ABM2 = -24.41 dBA/m
BWC Factor = 0.16 dB
Location: 8.3, 9.6, 3.7 mm



0 dB = 1.000 A/m = 0.00 dBA/m

VoWiFi

Communication System: UID 0, IEEE 802.11a/n/ac 5 GHz Band (0); Frequency: 5600 MHz; Duty Cycle: 1:1
Phantom section: TCoil Section
DASY5 Configuration:
- Probe: AM1DV3 - 3140; ; Calibrated: 2019-09-16
- Sensor-Surface: 0mm (Fix Surface)
- Electronics: DAE4 Sn1447; Calibrated: 2020-03-20
- Phantom: HAC Test Arch with AMCC; Type: SD HAC P01 BB
- Measurement SW: DASY52, Version 52.10 (4);SEMCAD X Version 14.6.14 (7483)

T-Coil scan (scan for ANSI C63.19 2011 compliance)/VoWiFi 11ax ch120 MCS0 WB AMR 6.6/y (transversal) 4.2mm 50x50/ABM Interpolated Signal(x,y,z) (121x121x1): Interpolated grid: dx=1.000 mm, dy=1.000 mm

Signal Type: Audio File (.wav) 48k_voice_1kHz_1s.wav
Output Gain: 15.33
Measure Window Start: 300ms
Measure Window Length: 1000ms
BWC applied: 0.16 dB
Device Reference Point: 0, 0, -6.3 mm

Cursor:
ABM1/ABM2 = 28.09 dB
ABM1 = -8.67 dBA/m
ABM2 = -36.76 dBA/m
BWC Factor = 0.16 dB
Location: 8.3, 17.9, 3.7 mm



0 dB = 1.000 A/m = 0.00 dBA/m

VoWiFi

Communication System: UID 0, IEEE 802.11a/n/ac 5 GHz Band (0); Frequency: 5785 MHz;Duty Cycle: 1:1

T-Coil scan (scan for ANSI C63.19 2011 compliance)/VoWiFi 11ax ch157 MCS0 WB AMR 6.6/z (axial) wideband at best S/N/ABM Freq Resp(x,y,z,f) (1x1x1): Measurement grid: dx=10mm, dy=10mm

Signal Type: Audio File (.wav) 48k_voice_300-3000_2s.wav
Output Gain: 30.06
Measure Window Start: 300ms
Measure Window Length: 2000ms
BWC applied: 10.80 dB
Device Reference Point: 0, 0, -6.3 mm

Category	Telephone parameters WD signal quality [(signal+noise)-to-noise ratio in decibels]
Category T1	0 dB to 10 dB
Category T2	10 dB to 20 dB
Category T3	20 dB to 30 dB
Category T4	> 30 dB

Cursor:
Diff = 1.79 dB
BWC Factor = 10.80 dB
Location: 8.3, 10.4, 3.7 mm

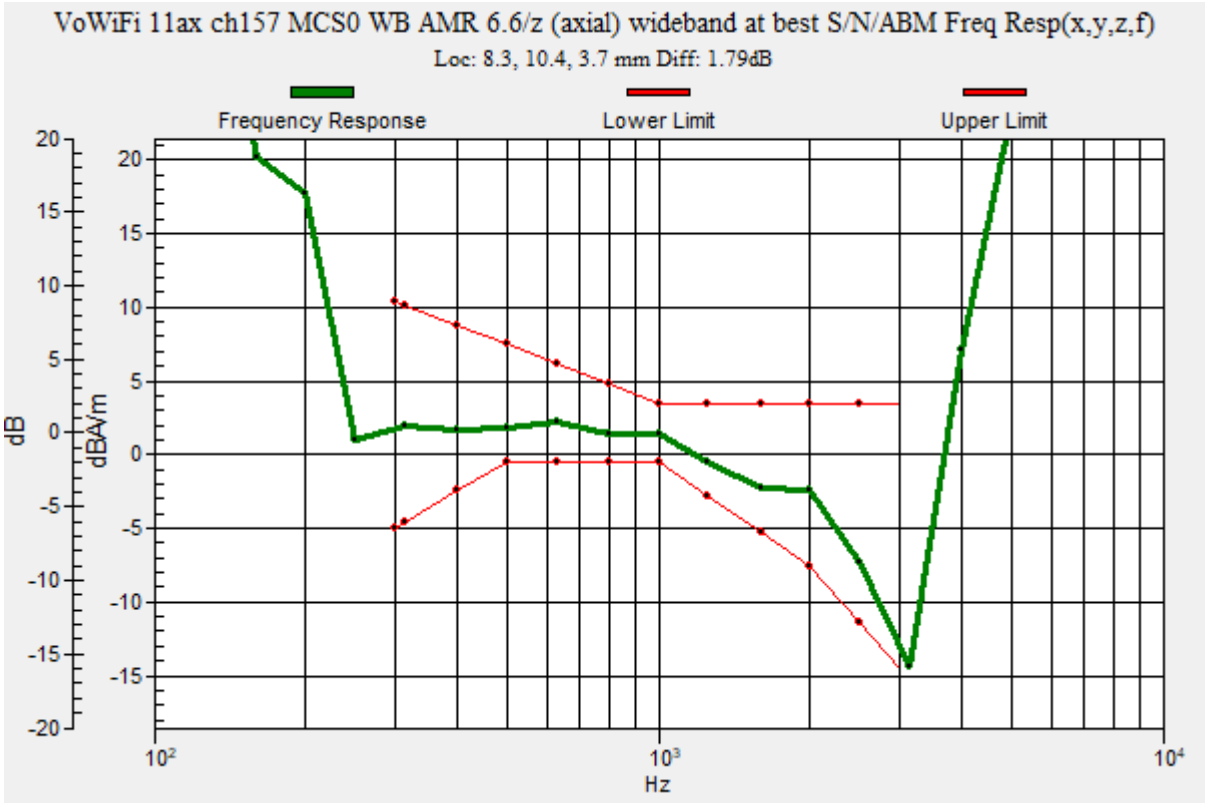

VoWiFi

Communication System: UID 0, IEEE 802.11a/n/ac 5 GHz Band (0); Frequency: 5785 MHz; Duty Cycle: 1:1
Phantom section: TCoil Section
DASY5 Configuration:
- Probe: AM1DV3 - 3140; ; Calibrated: 2019-09-16
- Sensor-Surface: 0mm (Fix Surface)
- Electronics: DAE4 Sn1447; Calibrated: 2020-03-20
- Phantom: HAC Test Arch with AMCC; Type: SD HAC P01 BB
- Measurement SW: DASY52, Version 52.10 (4);SEMCAD X Version 14.6.14 (7483)

T-Coil scan (scan for ANSI C63.19 2011 compliance)/VoWiFi 11ax ch157 MCS0 WB AMR 6.6/z (axial) 4.2mm 50x50/ABM Interpolated Signal(x,y,z) (121x121x1): Interpolated grid:

dx=1.000 mm, dy=1.000 mm
Signal Type: Audio File (.wav) 48k_voice_1kHz_1s.wav
Output Gain: 15.33
Measure Window Start: 300ms
Measure Window Length: 1000ms
BWC applied: 0.16 dB
Device Reference Point: 0, 0, -6.3 mm

Cursor:
ABM1/ABM2 = 23.95 dB
ABM1 = -0.78 dBA/m
ABM2 = -24.73 dBA/m
BWC Factor = 0.16 dB
Location: 8.3, 10.4, 3.7 mm



0 dB = 1.000 A/m = 0.00 dBA/m

VoWiFi

Communication System: UID 0, IEEE 802.11a/n/ac 5 GHz Band (0); Frequency: 5785 MHz; Duty Cycle: 1:1
Phantom section: TCoil Section
DASY5 Configuration:
- Probe: AM1DV3 - 3140; ; Calibrated: 2019-09-16
- Sensor-Surface: 0mm (Fix Surface)
- Electronics: DAE4 Sn1447; Calibrated: 2020-03-20
- Phantom: HAC Test Arch with AMCC; Type: SD HAC P01 BB
- Measurement SW: DASY52, Version 52.10 (4);SEMCAD X Version 14.6.14 (7483)

T-Coil scan (scan for ANSI C63.19 2011 compliance)/VoWiFi 11ax ch157 MCS0 WB AMR 6.6/y (transversal) 4.2mm 50x50/ABM Interpolated Signal(x,y,z) (121x121x1): Interpolated grid: dx=1.000 mm, dy=1.000 mm

Signal Type: Audio File (.wav) 48k_voice_1kHz_1s.wav
Output Gain: 15.33
Measure Window Start: 300ms
Measure Window Length: 1000ms
BWC applied: 0.16 dB
Device Reference Point: 0, 0, -6.3 mm

Cursor:
ABM1/ABM2 = 27.43 dB
ABM1 = -9.05 dBA/m
ABM2 = -36.48 dBA/m
BWC Factor = 0.16 dB
Location: 8.3, 20.4, 3.7 mm



0 dB = 1.000 A/m = 0.00 dBA/m

OTT EDGE

Communication System: UID 0, GPRS-FDD (TDMA, GMSK, 2 slot) (0); Frequency: 836.6 MHz;Duty Cycle: 1:4.00037

T-Coil scan (scan for ANSI C63.19 2011 compliance)/GSM850 EGPRS 2slots ch190 codec 40/z (axial) wideband at best S/N/ABM Freq Resp(x,y,z,f) (1x1x1): Measurement grid: dx=10mm, dy=10mm

Signal Type: Audio File (.wav) 48k_voice_300-3000_2s.wav
Output Gain: 39.36
Measure Window Start: 10000ms
Measure Window Length: 6000ms
BWC applied: 10.80 dB
Device Reference Point: 0, 0, -6.3 mm

Category	Telephone parameters WD signal quality [(signal+noise)-to-noise ratio in decibels]
Category T1	0 dB to 10 dB
Category T2	10 dB to 20 dB
Category T3	20 dB to 30 dB
Category T4	> 30 dB

Cursor:
Diff = 2.00 dB
BWC Factor = 10.80 dB
Location: 7.5, 12.5, 3.7 mm

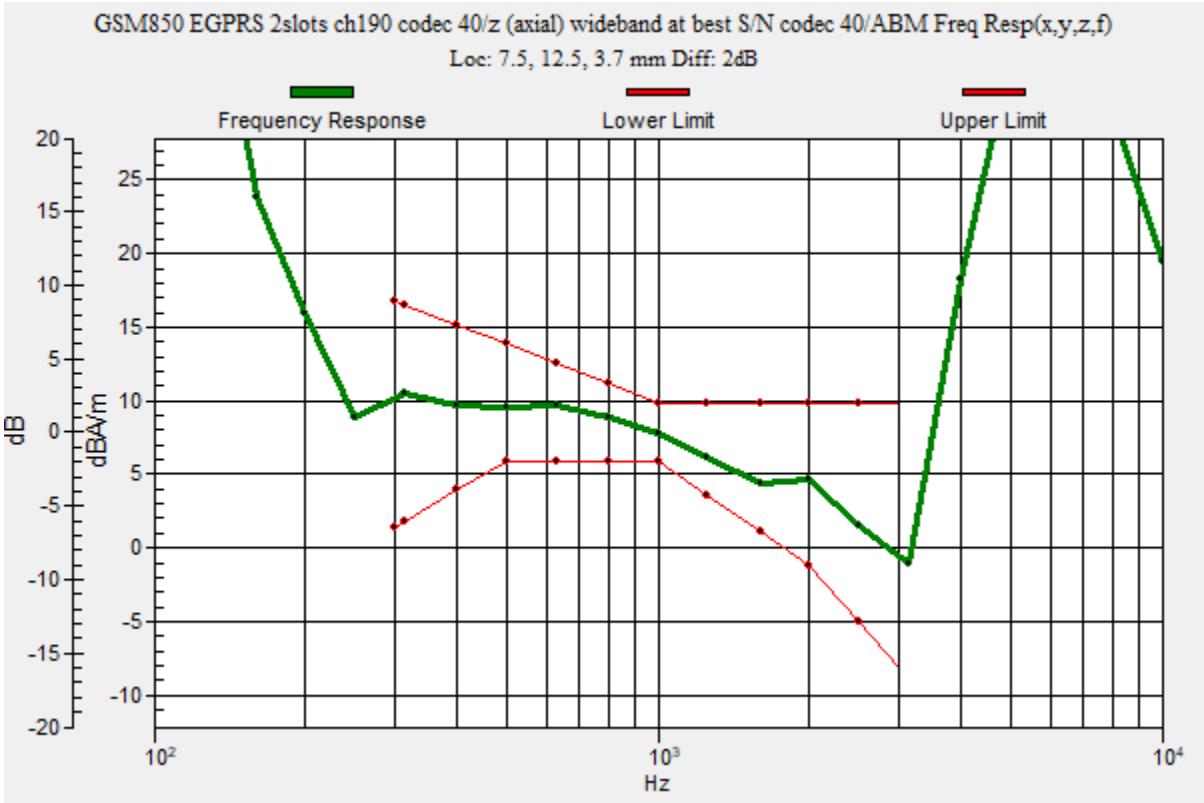

OTT EDGE

Communication System: UID 0, GPRS-FDD (TDMA, GMSK, 2 slot) (0); Frequency: 836.6 MHz; Duty Cycle: 1:4.00037
Phantom section: TCoil Section
DASY5 Configuration:
- Probe: AM1DV3 - 3140; ; Calibrated: 2019-09-16
- Sensor-Surface: 0mm (Fix Surface)
- Electronics: DAE4 Sn1447; Calibrated: 2020-03-20
- Phantom: HAC Test Arch with AMCC; Type: SD HAC P01 BB
- Measurement SW: DASY52, Version 52.10 (4);SEMCAD X Version 14.6.14 (7483)

T-Coil scan (scan for ANSI C63.19 2011 compliance)/GSM850 EGPRS 2slots ch190 codec 40/z (axial) 4.2mm 50 x 50/ABM Interpolated Signal(x,y,z) (121x121x1): Interpolated grid: dx=1.000 mm, dy=1.000 mm

Signal Type: Audio File (.wav) 48k_voice_1kHz_1s.wav
Output Gain: 20.07
Measure Window Start: 300ms
Measure Window Length: 3000ms
BWC applied: 0.16 dB
Device Reference Point: 0, 0, -6.3 mm

Cursor:
ABM1/ABM2 = 42.40 dB
ABM1 = 4.48 dBA/m
ABM2 = -37.92 dBA/m
BWC Factor = 0.16 dB
Location: 7.5, 12.5, 3.7 mm



0 dB = 1.000 A/m = 0.00 dBA/m

OTT EDGE

Communication System: UID 0, GPRS-FDD (TDMA, GMSK, 2 slot) (0); Frequency: 836.6 MHz; Duty Cycle: 1:4.00037
Phantom section: TCoil Section
DASY5 Configuration:
- Probe: AM1DV3 - 3140; ; Calibrated: 2019-09-16
- Sensor-Surface: 0mm (Fix Surface)
- Electronics: DAE4 Sn1447; Calibrated: 2020-03-20
- Phantom: HAC Test Arch with AMCC; Type: SD HAC P01 BB
- Measurement SW: DASY52, Version 52.10 (4);SEMCAD X Version 14.6.14 (7483)

T-Coil scan (scan for ANSI C63.19 2011 compliance)/GSM850 EGPRS 2slots ch190 codec 40/y (transversal) 4.2mm 50 x 50/ABM Interpolated Signal(x,y,z) (121x121x1):

Interpolated grid: dx=1.000 mm, dy=1.000 mm
Signal Type: Audio File (.wav) 48k_voice_1kHz_1s.wav
Output Gain: 20.07
Measure Window Start: 300ms
Measure Window Length: 3000ms
BWC applied: 0.16 dB
Device Reference Point: 0, 0, -6.3 mm

Cursor:
ABM1/ABM2 = 35.53 dB
ABM1 = -3.97 dBA/m
ABM2 = -39.50 dBA/m
BWC Factor = 0.16 dB
Location: 5.8, 5.8, 3.7 mm



0 dB = 1.000 A/m = 0.00 dBA/m

OTT EDGE

Communication System: UID 0, GPRS-FDD (TDMA, GMSK, 2 slot) (0); Frequency: 1880 MHz;Duty Cycle: 1:4.00037

T-Coil scan (scan for ANSI C63.19 2011 compliance)/GSM1900 EGPRS 2slots ch661 codec 40/z (axial) wideband at best S/N/ABM Freq Resp(x,y,z,f) (1x1x1): Measurement grid: dx=10mm, dy=10mm

Signal Type: Audio File (.wav) 48k_voice_300-3000_2s.wav
Output Gain: 39.36
Measure Window Start: 10000ms
Measure Window Length: 6000ms
BWC applied: 10.80 dB
Device Reference Point: 0, 0, -6.3 mm

Category	Telephone parameters WD signal quality [(signal+noise)-to-noise ratio in decibels]
Category T1	0 dB to 10 dB
Category T2	10 dB to 20 dB
Category T3	20 dB to 30 dB
Category T4	> 30 dB

Cursor:
Diff = 2.00 dB
BWC Factor = 10.80 dB
Location: 8.3, 12.5, 3.7 mm

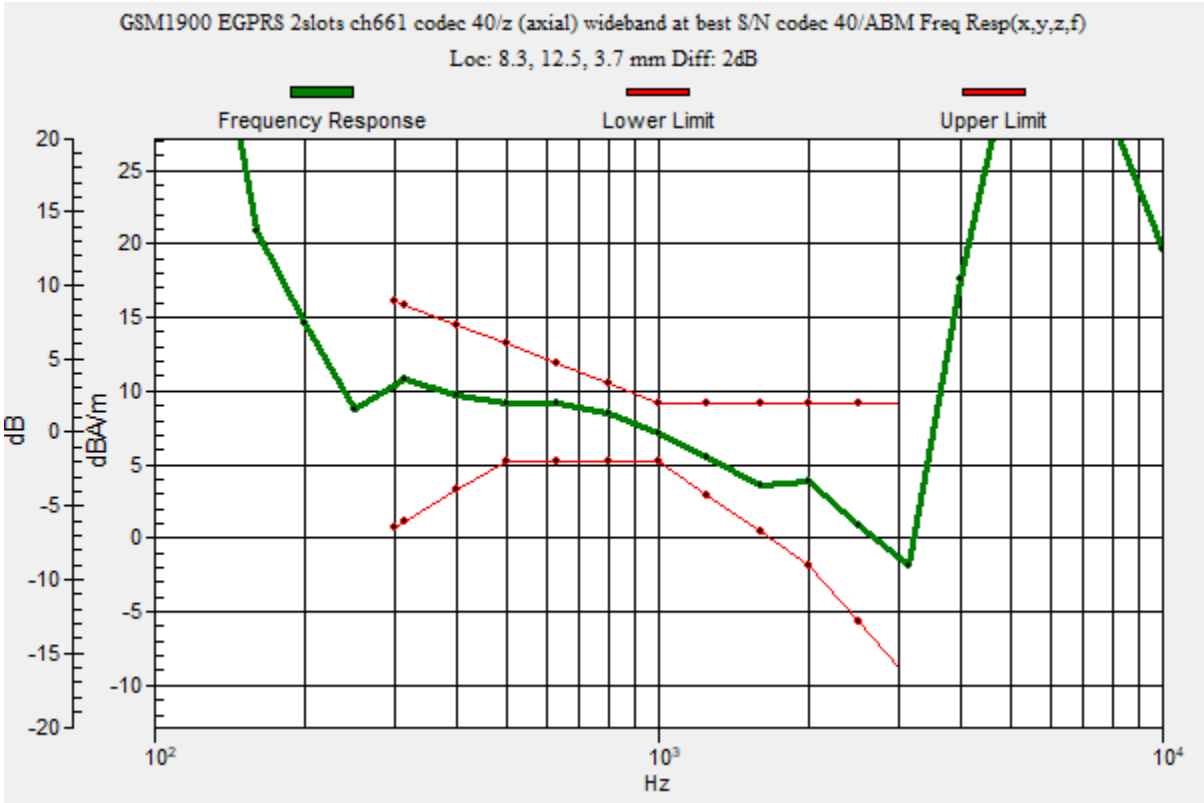

OTT EDGE

Communication System: UID 0, GPRS-FDD (TDMA, GMSK, 2 slot) (0); Frequency: 1880 MHz; Duty Cycle: 1:4.00037
Phantom section: TCoil Section
DASY5 Configuration:
- Probe: AM1DV3 - 3140; ; Calibrated: 2019-09-16
- Sensor-Surface: 0mm (Fix Surface)
- Electronics: DAE4 Sn1447; Calibrated: 2020-03-20
- Phantom: HAC Test Arch with AMCC; Type: SD HAC P01 BB
- Measurement SW: DASY52, Version 52.10 (4);SEMCAD X Version 14.6.14 (7483)

T-Coil scan (scan for ANSI C63.19 2011 compliance)/GSM1900 EGPRS 2slots ch661 codec 40/z (axial) 4.2mm 50 x 50/ABM Interpolated Signal(x,y,z) (121x121x1): Interpolated grid: dx=1.000 mm, dy=1.000 mm

Signal Type: Audio File (.wav) 48k_voice_1kHz_1s.wav
Output Gain: 20.07
Measure Window Start: 300ms
Measure Window Length: 3000ms
BWC applied: 0.16 dB
Device Reference Point: 0, 0, -6.3 mm

Cursor:
ABM1/ABM2 = 44.03 dB
ABM1 = 5.39 dBA/m
ABM2 = -38.64 dBA/m
BWC Factor = 0.16 dB
Location: 8.3, 12.5, 3.7 mm



0 dB = 1.000 A/m = 0.00 dBA/m

OTT EDGE

Communication System: UID 0, GPRS-FDD (TDMA, GMSK, 2 slot) (0); Frequency: 1880 MHz; Duty Cycle: 1:4.00037
Phantom section: TCoil Section
DASY5 Configuration:
- Probe: AM1DV3 - 3140; ; Calibrated: 2019-09-16
- Sensor-Surface: 0mm (Fix Surface)
- Electronics: DAE4 Sn1447; Calibrated: 2020-03-20
- Phantom: HAC Test Arch with AMCC; Type: SD HAC P01 BB
- Measurement SW: DASY52, Version 52.10 (4);SEMCAD X Version 14.6.14 (7483)

T-Coil scan (scan for ANSI C63.19 2011 compliance)/GSM1900 EGPRS 2slots ch661 codec 40/y (transversal) 4.2mm 50x50/ABM Interpolated Signal(x,y,z) (121x121x1):

Interpolated grid: dx=1.000 mm, dy=1.000 mm
Signal Type: Audio File (.wav) 48k_voice_1kHz_1s.wav
Output Gain: 20.07
Measure Window Start: 300ms
Measure Window Length: 3000ms
BWC applied: 0.16 dB
Device Reference Point: 0, 0, -6.3 mm

Cursor:
ABM1/ABM2 = 35.55 dB
ABM1 = -4.81 dBA/m
ABM2 = -40.36 dBA/m
BWC Factor = 0.16 dB
Location: 7.9, 6.2, 3.7 mm



0 dB = 1.000 A/m = 0.00 dBA/m

OTT HSUPA

Communication System: UID 0, UMTS-FDD (WCDMA) (0); Frequency: 1880 MHz;Duty Cycle: 1:1

T-Coil scan (scan for ANSI C63.19 2011 compliance)/WCDMA Band II_HSUPA Subtest 1 ch9400 codec75/z (axial) wideband at best S/N/ABM Freq Resp(x,y,z,f) (1x1x1):

Measurement grid: dx=10mm, dy=10mm
Signal Type: Audio File (.wav) 48k_voice_300-3000_2s.wav
Output Gain: 39.36
Measure Window Start: 300ms
Measure Window Length: 2000ms
BWC applied: 10.80 dB
Device Reference Point: 0, 0, -6.3 mm

Category	Telephone parameters WD signal quality [(signal+noise)-to-noise ratio in decibels]
Category T1	0 dB to 10 dB
Category T2	10 dB to 20 dB
Category T3	20 dB to 30 dB
Category T4	> 30 dB

Cursor:
Diff = 2.00 dB
BWC Factor = 10.80 dB
Location: 7.9, 12.1, 3.7 mm

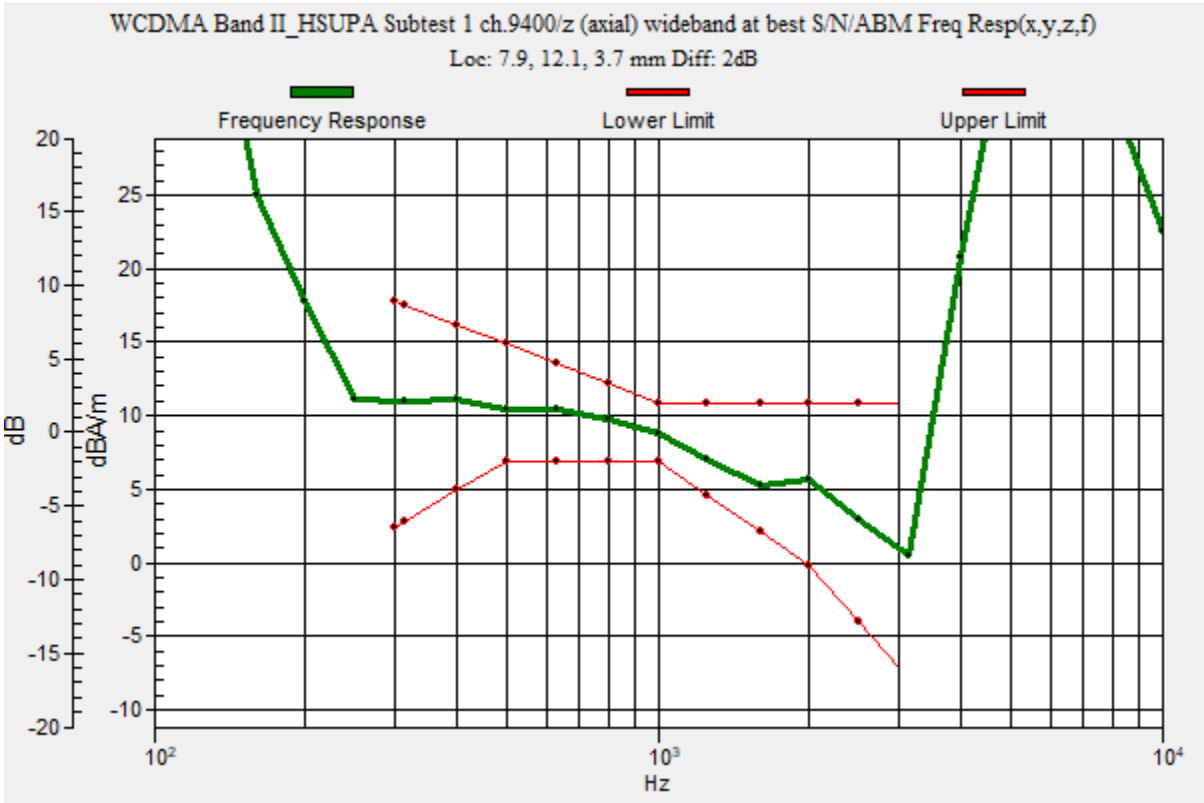

OTT HSUPA

Communication System: UID 0, UMTS-FDD (WCDMA) (0); Frequency: 1880 MHz; Duty Cycle: 1:1
Phantom section: TCoil Section
DASY5 Configuration:
- Probe: AM1DV3 - 3140; ; Calibrated: 2019-09-16
- Sensor-Surface: 0mm (Fix Surface)
- Electronics: DAE4 Sn1447; Calibrated: 2020-03-20
- Phantom: HAC Test Arch with AMCC; Type: SD HAC P01 BB
- Measurement SW: DASY52, Version 52.10 (4);SEMCAD X Version 14.6.14 (7483)

T-Coil scan (scan for ANSI C63.19 2011 compliance)/WCDMA Band II_HSUPA Subtest 1 ch9400 codec75/z (axial) 4.2mm 50 x 50/ABM Interpolated Signal(x,y,z) (121x121x1):

Interpolated grid: dx=1.000 mm, dy=1.000 mm
Signal Type: Audio File (.wav) 48k_voice_1kHz_1s.wav
Output Gain: 20.07
Measure Window Start: 300ms
Measure Window Length: 3000ms
BWC applied: 0.16 dB
Device Reference Point: 0, 0, -6.3 mm

Cursor:
ABM1/ABM2 = 53.71 dB
ABM1 = 7.48 dBA/m
ABM2 = -46.23 dBA/m
BWC Factor = 0.16 dB
Location: 7.9, 12.1, 3.7 mm



0 dB = 1.000 A/m = 0.00 dBA/m

OTT HSUPA

Communication System: UID 0, UMTS-FDD (WCDMA) (0); Frequency: 1880 MHz; Duty Cycle: 1:1
Phantom section: TCoil Section
DASY5 Configuration:
- Probe: AM1DV3 - 3140; ; Calibrated: 2019-09-16
- Sensor-Surface: 0mm (Fix Surface)
- Electronics: DAE4 Sn1447; Calibrated: 2020-03-20
- Phantom: HAC Test Arch with AMCC; Type: SD HAC P01 BB
- Measurement SW: DASY52, Version 52.10 (4);SEMCAD X Version 14.6.14 (7483)

T-Coil scan (scan for ANSI C63.19 2011 compliance)/WCDMA Band II_HSUPA Subtest 1 ch9400 codec75/y (transversal) 4.2mm 50 x 50/ABM Interpolated Signal(x,y,z) (121x121x1): Interpolated grid: dx=1.000 mm, dy=1.000 mm

Signal Type: Audio File (.wav) 48k_voice_1kHz_1s.wav
Output Gain: 20.07
Measure Window Start: 300ms
Measure Window Length: 3000ms
BWC applied: 0.16 dB
Device Reference Point: 0, 0, -6.3 mm

Cursor:
ABM1/ABM2 = 46.36 dB
ABM1 = -1.79 dBA/m
ABM2 = -48.15 dBA/m
BWC Factor = 0.16 dB
Location: 4.6, 6.2, 3.7 mm



0 dB = 1.000 A/m = 0.00 dBA/m

OTT HSUPA

Communication System: UID 0, UMTS-FDD (WCDMA) (0); Frequency: 1732.6 MHz;Duty Cycle: 1:1

T-Coil scan (scan for ANSI C63.19 2011 compliance)/WCDMA Band IV_HSUPA Subtest 1 ch1413 codec75/z (axial) wideband at best S/N/ABM Freq Resp(x,y,z,f) (1x1x1):

Measurement grid: dx=10mm, dy=10mm
Signal Type: Audio File (.wav) 48k_voice_300-3000_2s.wav
Output Gain: 39.36
Measure Window Start: 300ms
Measure Window Length: 2000ms
BWC applied: 10.80 dB
Device Reference Point: 0, 0, -6.3 mm

Category	Telephone parameters WD signal quality [(signal+noise)-to-noise ratio in decibels]
Category T1	0 dB to 10 dB
Category T2	10 dB to 20 dB
Category T3	20 dB to 30 dB
Category T4	> 30 dB

Cursor:
Diff = 2.00 dB
BWC Factor = 10.80 dB
Location: 8.3, 11.7, 3.7 mm

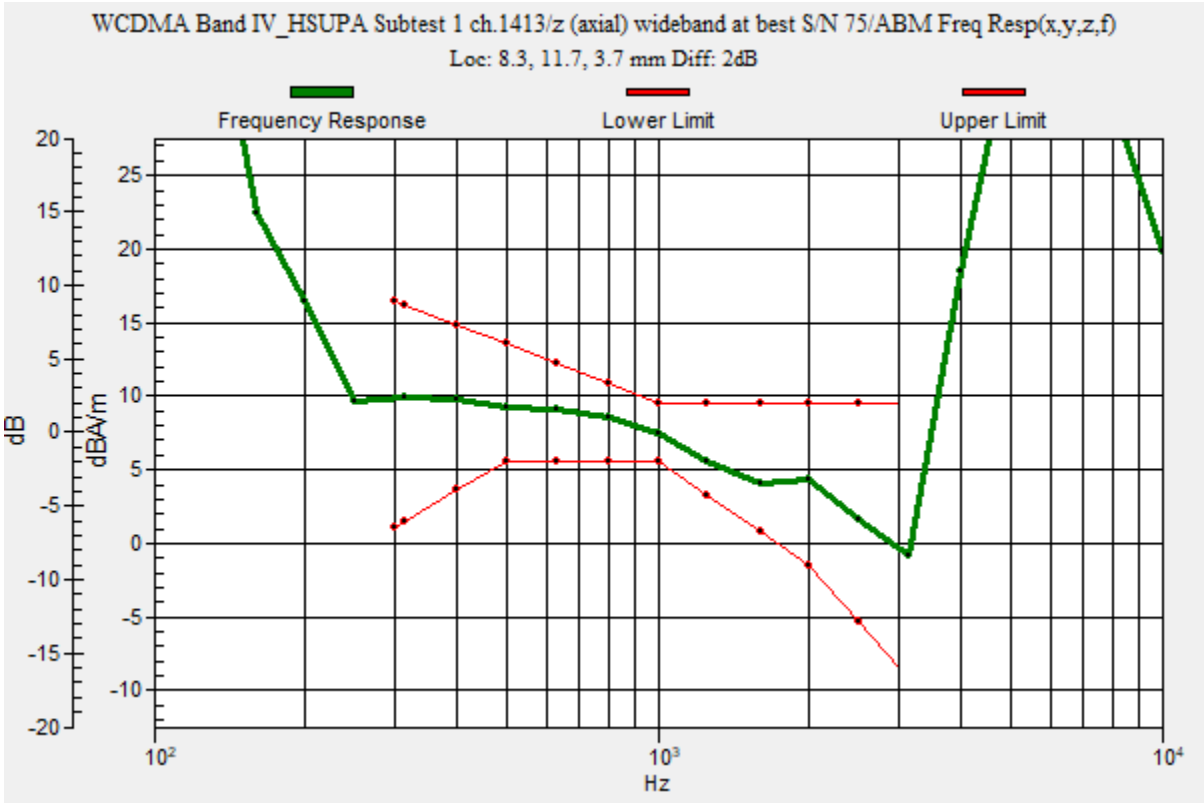

OTT HSUPA

Communication System: UID 0, UMTS-FDD (WCDMA) (0); Frequency: 1732.6 MHz; Duty Cycle: 1:1
Phantom section: TCoil Section
DASY5 Configuration:
- Probe: AM1DV3 - 3140; ; Calibrated: 2019-09-16
- Sensor-Surface: 0mm (Fix Surface)
- Electronics: DAE4 Sn1447; Calibrated: 2020-03-20
- Phantom: HAC Test Arch with AMCC; Type: SD HAC P01 BB
- Measurement SW: DASY52, Version 52.10 (4);SEMCAD X Version 14.6.14 (7483)

T-Coil scan (scan for ANSI C63.19 2011 compliance)/WCDMA Band IV_HSUPA Subtest 1 ch1413 codec75/z (axial) 4.2mm 50 x 50/ABM Interpolated Signal(x,y,z) (121x121x1):

Interpolated grid: dx=1.000 mm, dy=1.000 mm
Signal Type: Audio File (.wav) 48k_voice_1kHz_1s.wav
Output Gain: 20.07
Measure Window Start: 300ms
Measure Window Length: 3000ms
BWC applied: 0.16 dB
Device Reference Point: 0, 0, -6.3 mm

Cursor:
ABM1/ABM2 = 49.55 dB
ABM1 = 3.67 dBA/m
ABM2 = -45.88 dBA/m
BWC Factor = 0.16 dB
Location: 8.3, 11.7, 3.7 mm



0 dB = 1.000 A/m = 0.00 dBA/m

OTT HSUPA

Communication System: UID 0, UMTS-FDD (WCDMA) (0); Frequency: 1732.6 MHz; Duty Cycle: 1:1
Phantom section: TCoil Section
DASY5 Configuration:
- Probe: AM1DV3 - 3140; ; Calibrated: 2019-09-16
- Sensor-Surface: 0mm (Fix Surface)
- Electronics: DAE4 Sn1447; Calibrated: 2020-03-20
- Phantom: HAC Test Arch with AMCC; Type: SD HAC P01 BB
- Measurement SW: DASY52, Version 52.10 (4);SEMCAD X Version 14.6.14 (7483)

T-Coil scan (scan for ANSI C63.19 2011 compliance)/WCDMA Band IV_HSUPA Subtest 1 ch1413 codec75/y (transversal) 4.2mm 50 x 50/ABM Interpolated Signal(x,y,z) (121x121x1): Interpolated grid: dx=1.000 mm, dy=1.000 mm

Signal Type: Audio File (.wav) 48k_voice_1kHz_1s.wav
Output Gain: 20.07
Measure Window Start: 300ms
Measure Window Length: 3000ms
BWC applied: 0.16 dB
Device Reference Point: 0, 0, -6.3 mm

Cursor:
ABM1/ABM2 = 41.43 dB
ABM1 = -3.63 dBA/m
ABM2 = -45.06 dBA/m
BWC Factor = 0.16 dB
Location: 11.7, 6.2, 3.7 mm



0 dB = 1.000 A/m = 0.00 dBA/m

OTT HSUPA

Communication System: UID 0, UMTS-FDD (WCDMA) (0); Frequency: 836.6 MHz;Duty Cycle: 1:1

T-Coil scan (scan for ANSI C63.19 2011 compliance)/WCDMA Band V_HSUPA Subtest 1 ch4183 codec75/z (axial) wideband at best S/N/ABM Freq Resp(x,y,z,f) (1x1x1):

Measurement grid: dx=10mm, dy=10mm
Signal Type: Audio File (.wav) 48k_voice_300-3000_2s.wav
Output Gain: 39.36
Measure Window Start: 300ms
Measure Window Length: 2000ms
BWC applied: 10.80 dB
Device Reference Point: 0, 0, -6.3 mm

Category	Telephone parameters WD signal quality [(signal+noise)-to-noise ratio in decibels]
Category T1	0 dB to 10 dB
Category T2	10 dB to 20 dB
Category T3	20 dB to 30 dB
Category T4	> 30 dB

Cursor:
Diff = 2.00 dB
BWC Factor = 10.80 dB
Location: 8.3, 12.1, 3.7 mm

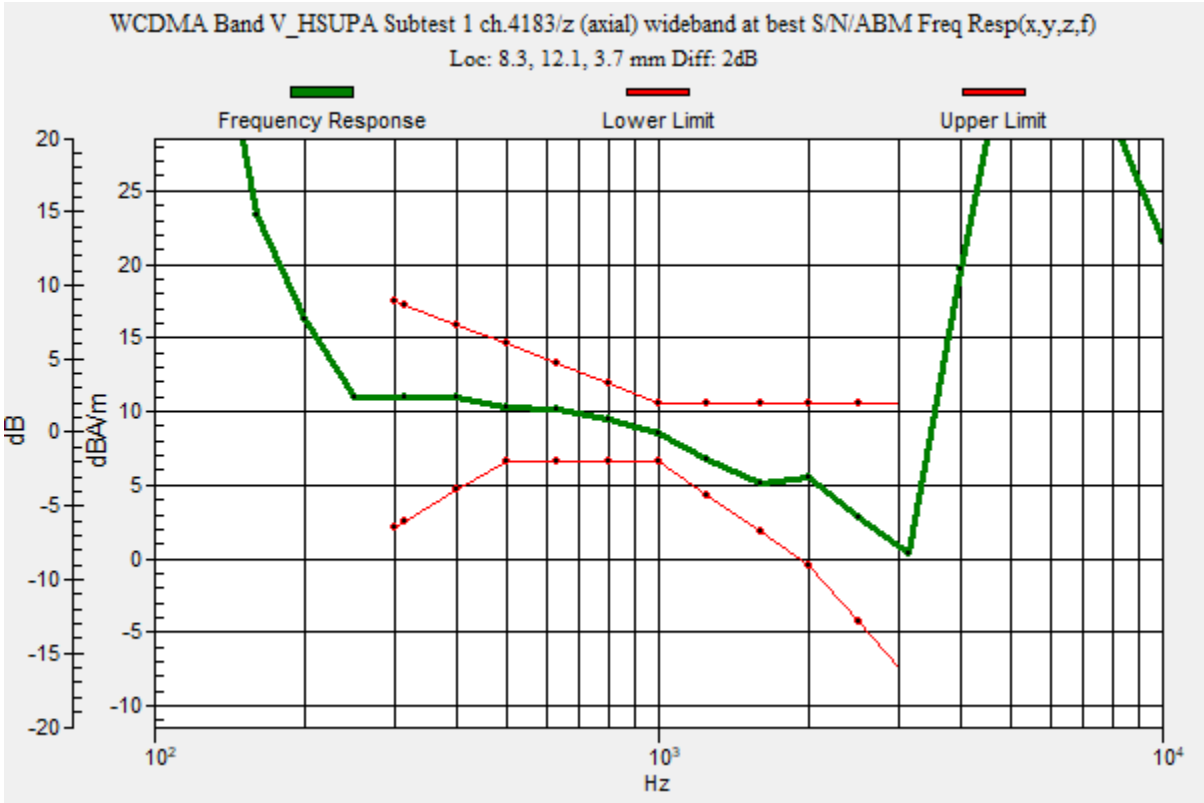

OTT HSUPA

Communication System: UID 0, UMTS-FDD (WCDMA) (0); Frequency: 836.6 MHz; Duty Cycle: 1:1
Phantom section: TCoil Section
DASY5 Configuration:
- Probe: AM1DV3 - 3140; ; Calibrated: 2019-09-16
- Sensor-Surface: 0mm (Fix Surface)
- Electronics: DAE4 Sn1447; Calibrated: 2020-03-20
- Phantom: HAC Test Arch with AMCC; Type: SD HAC P01 BB
- Measurement SW: DASY52, Version 52.10 (4);SEMCAD X Version 14.6.14 (7483)

T-Coil scan (scan for ANSI C63.19 2011 compliance)/WCDMA Band V_HSUPA Subtest 1 ch4183 codec75/z (axial) 4.2mm 50 x 50/ABM Interpolated Signal(x,y,z) (121x121x1):

Interpolated grid: dx=1.000 mm, dy=1.000 mm
Signal Type: Audio File (.wav) 48k_voice_1kHz_1s.wav
Output Gain: 20.07
Measure Window Start: 300ms
Measure Window Length: 3000ms
BWC applied: 0.16 dB
Device Reference Point: 0, 0, -6.3 mm

Cursor:
ABM1/ABM2 = 52.20 dB
ABM1 = 6.21 dBA/m
ABM2 = -45.99 dBA/m
BWC Factor = 0.16 dB
Location: 8.3, 12.1, 3.7 mm



0 dB = 1.000 A/m = 0.00 dBA/m

OTT HSUPA

Communication System: UID 0, UMTS-FDD (WCDMA) (0); Frequency: 836.6 MHz; Duty Cycle: 1:1
Phantom section: TCoil Section
DASY5 Configuration:
- Probe: AM1DV3 - 3140; ; Calibrated: 2019-09-16
- Sensor-Surface: 0mm (Fix Surface)
- Electronics: DAE4 Sn1447; Calibrated: 2020-03-20
- Phantom: HAC Test Arch with AMCC; Type: SD HAC P01 BB
- Measurement SW: DASY52, Version 52.10 (4);SEMCAD X Version 14.6.14 (7483)

T-Coil scan (scan for ANSI C63.19 2011 compliance)/WCDMA Band V_HSUPA Subtest 1 ch4183 codec75/y (transversal) 4.2mm 50 x 50/ABM Interpolated Signal(x,y,z) (121x121x1): Interpolated grid: dx=1.000 mm, dy=1.000 mm

Signal Type: Audio File (.wav) 48k_voice_1kHz_1s.wav
Output Gain: 20.07
Measure Window Start: 300ms
Measure Window Length: 3000ms
BWC applied: 0.16 dB
Device Reference Point: 0, 0, -6.3 mm

Cursor:
ABM1/ABM2 = 41.62 dB
ABM1 = -2.16 dBA/m
ABM2 = -43.78 dBA/m
BWC Factor = 0.16 dB
Location: 8.3, 20.8, 3.7 mm



0 dB = 1.000 A/m = 0.00 dBA/m

OTT FDD

Communication System: UID 0, LTE (FDD) (0); Frequency: 707.5 MHz;Duty Cycle: 1:1

T-Coil scan (scan for ANSI C63.19 2011 compliance)/LTE Band 12 ch23095 10MHz 16QAM RB1/0 codec 6/z (axial) wideband at best S/N/ABM Freq Resp(x,y,z,f) (1x1x1):

Measurement grid: dx=10mm, dy=10mm
Signal Type: Audio File (.wav) 48k_voice_300-3000_2s.wav
Output Gain: 39.36
Measure Window Start: 300ms
Measure Window Length: 2000ms
BWC applied: 10.80 dB
Device Reference Point: 0, 0, -6.3 mm

Category	Telephone parameters WD signal quality [(signal+noise)-to-noise ratio in decibels]
Category T1	0 dB to 10 dB
Category T2	10 dB to 20 dB
Category T3	20 dB to 30 dB
Category T4	> 30 dB

Cursor:
Diff = 1.36 dB
BWC Factor = 10.80 dB
Location: 6.7, 12.5, 3.7 mm

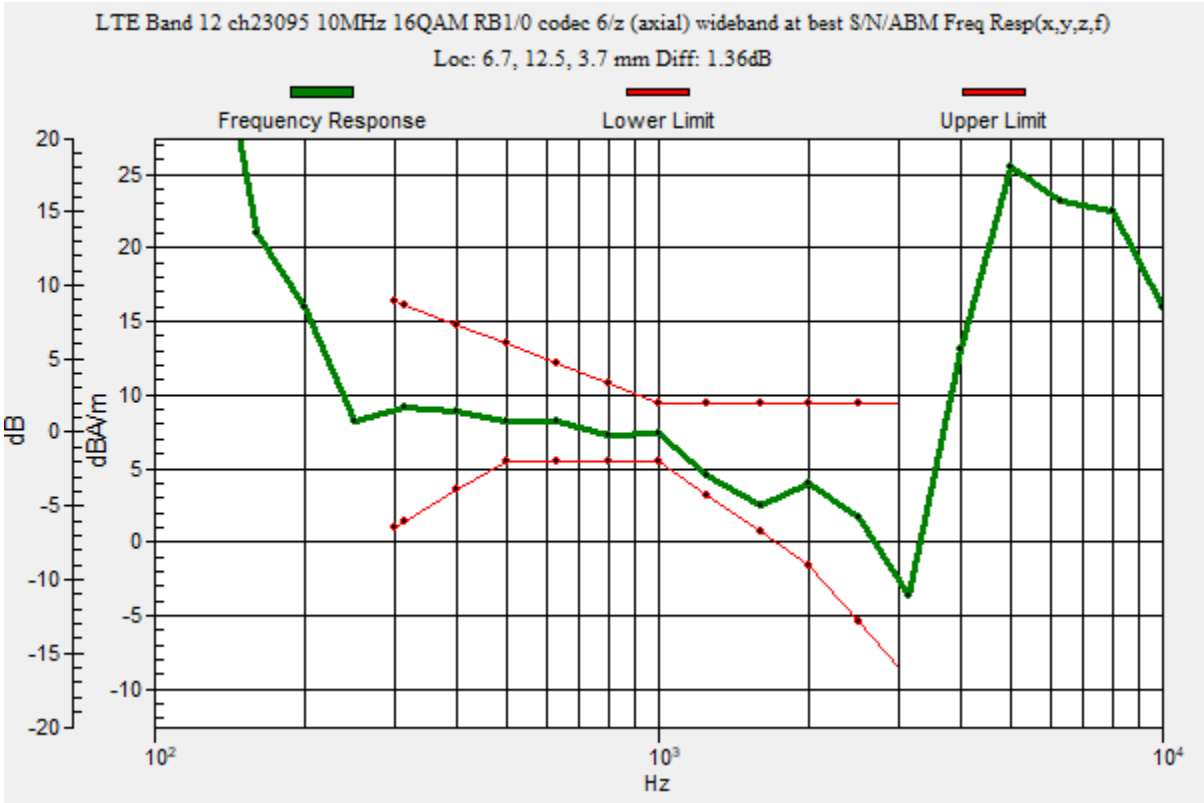

OTT FDD

Communication System: UID 0, LTE (FDD) (0); Frequency: 707.5 MHz; Duty Cycle: 1:1
Phantom section: TCoil Section
DASY5 Configuration:
- Probe: AM1DV3 - 3140; ; Calibrated: 2019-09-16
- Sensor-Surface: 0mm (Fix Surface)
- Electronics: DAE4 Sn1447; Calibrated: 2020-03-20
- Phantom: HAC Test Arch with AMCC; Type: SD HAC P01 BB
- Measurement SW: DASY52, Version 52.10 (4);SEMCAD X Version 14.6.14 (7483)

T-Coil scan (scan for ANSI C63.19 2011 compliance)/LTE Band 12 ch23095 10MHz 16QAM RB1/0 codec 6/z (axial) 4.2mm 50 x 50/ABM Interpolated Signal(x,y,z) (121x121x1): Interpolated grid: dx=1.000 mm, dy=1.000 mm

Signal Type: Audio File (.wav) 48k_voice_1kHz_1s.wav
Output Gain: 20.07
Measure Window Start: 300ms
Measure Window Length: 1000ms
BWC applied: 0.16 dB
Device Reference Point: 0, 0, -6.3 mm

Cursor:
ABM1/ABM2 = 47.51 dB
ABM1 = 3.87 dBA/m
ABM2 = -43.64 dBA/m
BWC Factor = 0.16 dB
Location: 6.7, 12.5, 3.7 mm



0 dB = 1.000 A/m = 0.00 dBA/m

OTT FDD

Communication System: UID 0, LTE (FDD) (0); Frequency: 707.5 MHz; Duty Cycle: 1:1
Phantom section: TCoil Section
DASY5 Configuration:
- Probe: AM1DV3 - 3140; ; Calibrated: 2019-09-16
- Sensor-Surface: 0mm (Fix Surface)
- Electronics: DAE4 Sn1447; Calibrated: 2020-03-20
- Phantom: HAC Test Arch with AMCC; Type: SD HAC P01 BB
- Measurement SW: DASY52, Version 52.10 (4);SEMCAD X Version 14.6.14 (7483)

T-Coil scan (scan for ANSI C63.19 2011 compliance)/LTE Band 12 ch23095 10MHz 16QAM RB1/0 codec 6/y (transversal) 4.2mm 50 x 50/ABM Interpolated Signal(x,y,z) (121x121x1): Interpolated grid: dx=1.000 mm, dy=1.000 mm

Signal Type: Audio File (.wav) 48k_voice_1kHz_1s.wav
Output Gain: 20.07
Measure Window Start: 300ms
Measure Window Length: 1000ms
BWC applied: 0.16 dB
Device Reference Point: 0, 0, -6.3 mm

Cursor:
ABM1/ABM2 = 41.42 dB
ABM1 = -3.34 dBA/m
ABM2 = -44.76 dBA/m
BWC Factor = 0.16 dB
Location: 11.7, 20.8, 3.7 mm



0 dB = 1.000 A/m = 0.00 dBA/m

OTT FDD

Communication System: UID 0, LTE (FDD) (0); Frequency: 782 MHz;Duty Cycle: 1:1

T-Coil scan (scan for ANSI C63.19 2011 compliance)/LTE Band 13 ch23230 10MHz 16QAM RB1/0 codec 6/z (axial) wideband at best S/N/ABM Freq Resp(x,y,z,f) (1x1x1):

Measurement grid: dx=10mm, dy=10mm
Signal Type: Audio File (.wav) 48k_voice_300-3000_2s.wav
Output Gain: 39.36
Measure Window Start: 300ms
Measure Window Length: 2000ms
BWC applied: 10.80 dB
Device Reference Point: 0, 0, -6.3 mm

Category	Telephone parameters WD signal quality [(signal+noise)-to-noise ratio in decibels]
Category T1	0 dB to 10 dB
Category T2	10 dB to 20 dB
Category T3	20 dB to 30 dB
Category T4	> 30 dB

Cursor:
Diff = 1.40 dB
BWC Factor = 10.80 dB
Location: 5.4, 12.5, 3.7 mm

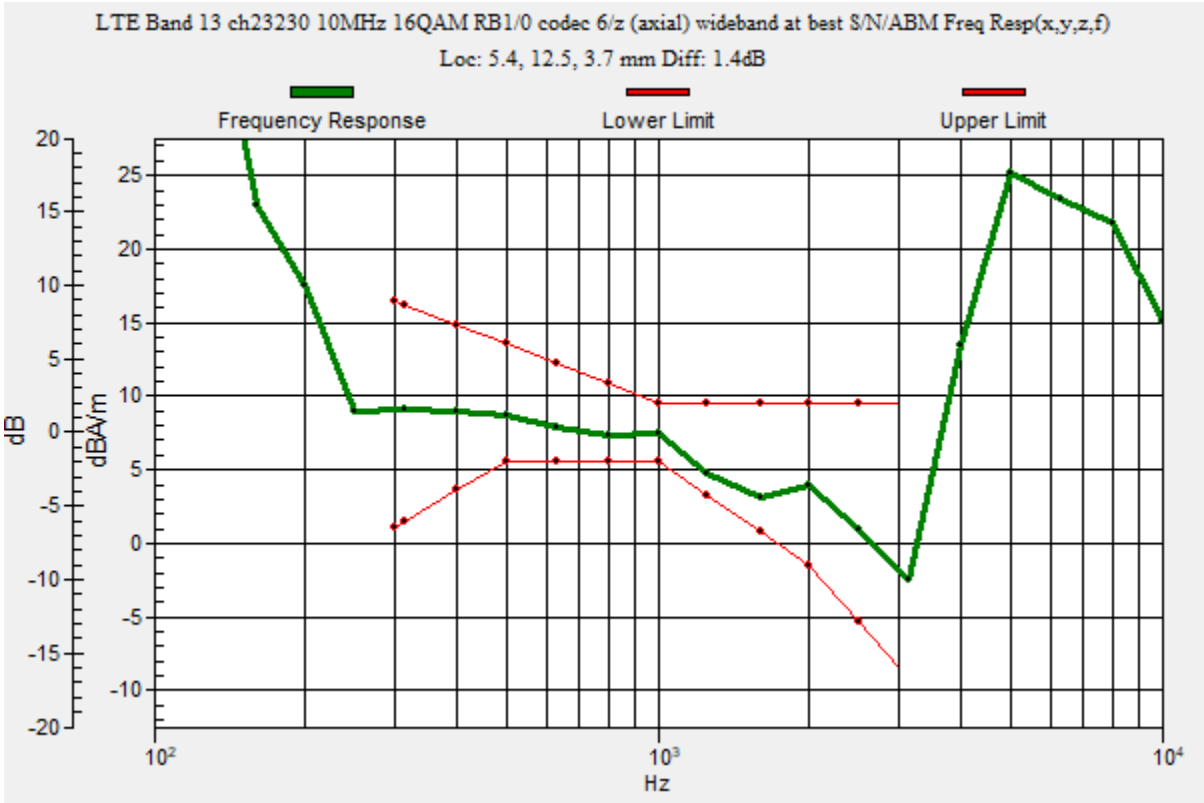

OTT FDD

Communication System: UID 0, LTE (FDD) (0); Frequency: 782 MHz; Duty Cycle: 1:1
Phantom section: TCoil Section
DASY5 Configuration:
- Probe: AM1DV3 - 3140; ; Calibrated: 2019-09-16
- Sensor-Surface: 0mm (Fix Surface)
- Electronics: DAE4 Sn1447; Calibrated: 2020-03-20
- Phantom: HAC Test Arch with AMCC; Type: SD HAC P01 BB
- Measurement SW: DASY52, Version 52.10 (4);SEMCAD X Version 14.6.14 (7483)

T-Coil scan (scan for ANSI C63.19 2011 compliance)/LTE Band 13 ch23230 10MHz 16QAM RB1/0 codec 6/z (axial) 4.2mm 50 x 50/ABM Interpolated Signal(x,y,z) (121x121x1): Interpolated grid: dx=1.000 mm, dy=1.000 mm

Signal Type: Audio File (.wav) 48k_voice_1kHz_1s.wav
Output Gain: 20.07
Measure Window Start: 300ms
Measure Window Length: 1000ms
BWC applied: 0.16 dB
Device Reference Point: 0, 0, -6.3 mm

Cursor:
ABM1/ABM2 = 52.12 dB
ABM1 = 6.40 dBA/m
ABM2 = -45.72 dBA/m
BWC Factor = 0.16 dB
Location: 5.4, 12.5, 3.7 mm



0 dB = 1.000 A/m = 0.00 dBA/m

OTT FDD

Communication System: UID 0, LTE (FDD) (0); Frequency: 782 MHz; Duty Cycle: 1:1
Phantom section: TCoil Section
DASY5 Configuration:
- Probe: AM1DV3 - 3140; ; Calibrated: 2019-09-16
- Sensor-Surface: 0mm (Fix Surface)
- Electronics: DAE4 Sn1447; Calibrated: 2020-03-20
- Phantom: HAC Test Arch with AMCC; Type: SD HAC P01 BB
- Measurement SW: DASY52, Version 52.10 (4);SEMCAD X Version 14.6.14 (7483)

T-Coil scan (scan for ANSI C63.19 2011 compliance)/LTE Band 13 ch23230 10MHz 16QAM RB1/0 codec 6/y (transversal) 4.2mm 50 x 50/ABM Interpolated Signal(x,y,z) (121x121x1): Interpolated grid: dx=1.000 mm, dy=1.000 mm

Signal Type: Audio File (.wav) 48k_voice_1kHz_1s.wav
Output Gain: 20.07
Measure Window Start: 300ms
Measure Window Length: 1000ms
BWC applied: 0.16 dB
Device Reference Point: 0, 0, -6.3 mm

Cursor:
ABM1/ABM2 = 42.18 dB
ABM1 = -2.06 dBA/m
ABM2 = -44.24 dBA/m
BWC Factor = 0.16 dB
Location: 7.5, 20.4, 3.7 mm



0 dB = 1.000 A/m = 0.00 dBA/m

OTT FDD

Communication System: UID 0, LTE (FDD) (0); Frequency: 1882.5 MHz;Duty Cycle: 1:1

T-Coil scan (scan for ANSI C63.19 2011 compliance)/LTE Band 25 20MHz ch26365 20MHz 16QAM RB1/0 codec 6/z (axial) wideband at best S/N/ABM Freq Resp(x,y,z,f) (1x1x1): Measurement grid: dx=10mm, dy=10mm

Signal Type: Audio File (.wav) 48k_voice_300-3000_2s.wav
Output Gain: 39.36
Measure Window Start: 300ms
Measure Window Length: 2000ms
BWC applied: 10.80 dB
Device Reference Point: 0, 0, -6.3 mm

Category	Telephone parameters WD signal quality [(signal+noise)-to-noise ratio in decibels]
Category T1	0 dB to 10 dB
Category T2	10 dB to 20 dB
Category T3	20 dB to 30 dB
Category T4	> 30 dB

Cursor:
Diff = 2.00 dB
BWC Factor = 10.80 dB
Location: 8.3, 12.1, 3.7 mm

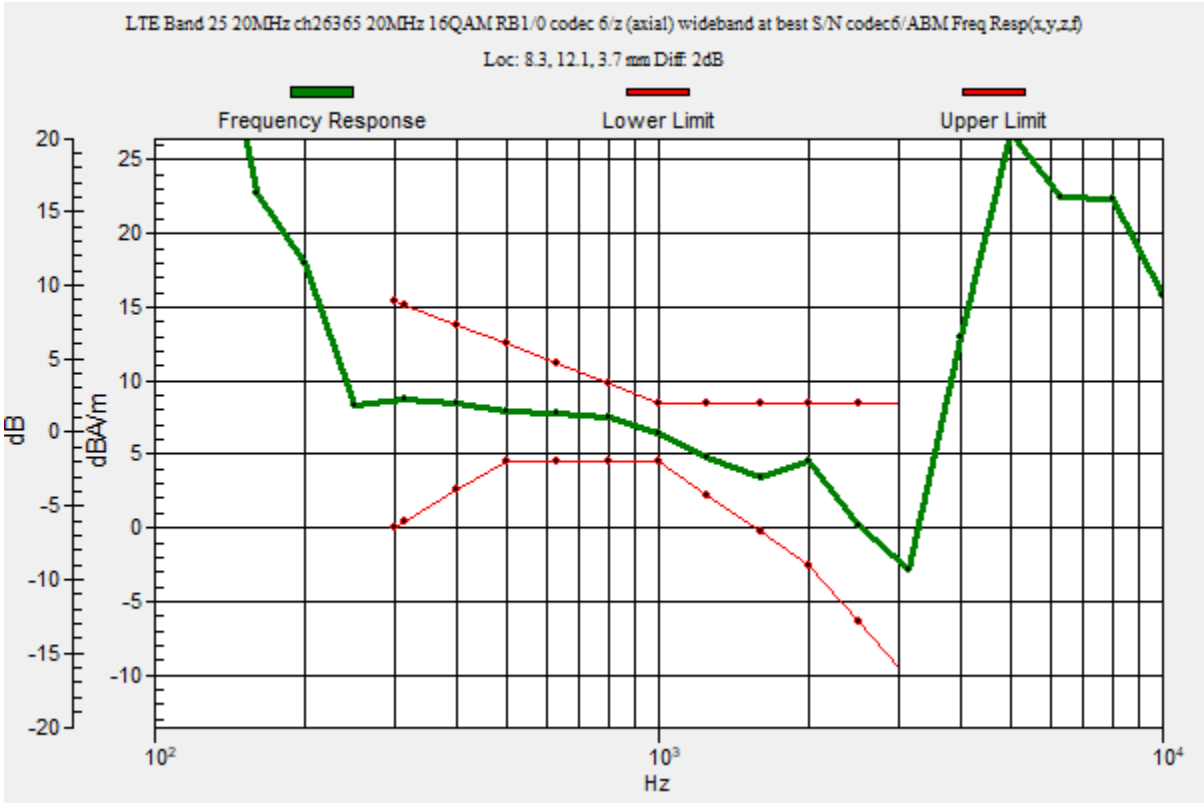

OTT FDD

Communication System: UID 0, LTE (FDD) (0); Frequency: 1882.5 MHz; Duty Cycle: 1:1
Phantom section: TCoil Section
DASY5 Configuration:
- Probe: AM1DV3 - 3140; ; Calibrated: 2019-09-16
- Sensor-Surface: 0mm (Fix Surface)
- Electronics: DAE4 Sn1447; Calibrated: 2020-03-20
- Phantom: HAC Test Arch with AMCC; Type: SD HAC P01 BB
- Measurement SW: DASY52, Version 52.10 (4);SEMCAD X Version 14.6.14 (7483)

T-Coil scan (scan for ANSI C63.19 2011 compliance)/LTE Band 25 20MHz ch26365 20MHz 16QAM RB1/0 codec 6/z (axial) 4.2mm 50 x 50/ABM Interpolated Signal(x,y,z) (121x121x1): Interpolated grid: dx=1.000 mm, dy=1.000 mm

Signal Type: Audio File (.wav) 48k_voice_1kHz_1s.wav
Output Gain: 20.07
Measure Window Start: 300ms
Measure Window Length: 1000ms
BWC applied: 0.16 dB
Device Reference Point: 0, 0, -6.3 mm

Cursor:
ABM1/ABM2 = 50.90 dB
ABM1 = 7.10 dBA/m
ABM2 = -43.80 dBA/m
BWC Factor = 0.16 dB
Location: 8.3, 12.1, 3.7 mm



0 dB = 1.000 A/m = 0.00 dBA/m

OTT FDD

Communication System: UID 0, LTE (FDD) (0); Frequency: 1882.5 MHz; Duty Cycle: 1:1
Phantom section: TCoil Section
DASY5 Configuration:
- Probe: AM1DV3 - 3140; ; Calibrated: 2019-09-16
- Sensor-Surface: 0mm (Fix Surface)
- Electronics: DAE4 Sn1447; Calibrated: 2020-03-20
- Phantom: HAC Test Arch with AMCC; Type: SD HAC P01 BB
- Measurement SW: DASY52, Version 52.10 (4);SEMCAD X Version 14.6.14 (7483)

T-Coil scan (scan for ANSI C63.19 2011 compliance)/LTE Band 25 20MHz ch26365 20MHz 16QAM RB1/0 codec 6/y (transversal) 4.2mm 50 x 50/ABM Interpolated Signal(x,y,z) (121x121x1): Interpolated grid: dx=1.000 mm, dy=1.000 mm

Signal Type: Audio File (.wav) 48k_voice_1kHz_1s.wav
Output Gain: 20.07
Measure Window Start: 300ms
Measure Window Length: 1000ms
BWC applied: 0.16 dB
Device Reference Point: 0, 0, -6.3 mm

Cursor:
ABM1/ABM2 = 42.38 dB
ABM1 = -3.10 dBA/m
ABM2 = -45.48 dBA/m
BWC Factor = 0.16 dB
Location: 10.8, 4.6, 3.7 mm



0 dB = 1.000 A/m = 0.00 dBA/m

OTT FDD

Communication System: UID 0, LTE (FDD) (0); Frequency: 831.5 MHz;Duty Cycle: 1:1

T-Coil scan (scan for ANSI C63.19 2011 compliance)/LTE Band 26 ch26865 15MHz 16QAM RB1/0 codec 6/z (axial) wideband at best S/N/ABM Freq Resp(x,y,z,f) (1x1x1):

Measurement grid: dx=10mm, dy=10mm
Signal Type: Audio File (.wav) 48k_voice_300-3000_2s.wav
Output Gain: 39.36
Measure Window Start: 300ms
Measure Window Length: 2000ms
BWC applied: 10.80 dB
Device Reference Point: 0, 0, -6.3 mm

Category	Telephone parameters WD signal quality [(signal+noise)-to-noise ratio in decibels]
Category T1	0 dB to 10 dB
Category T2	10 dB to 20 dB
Category T3	20 dB to 30 dB
Category T4	> 30 dB

Cursor:
Diff = 1.19 dB
BWC Factor = 10.80 dB
Location: 5.8, 12.1, 3.7 mm

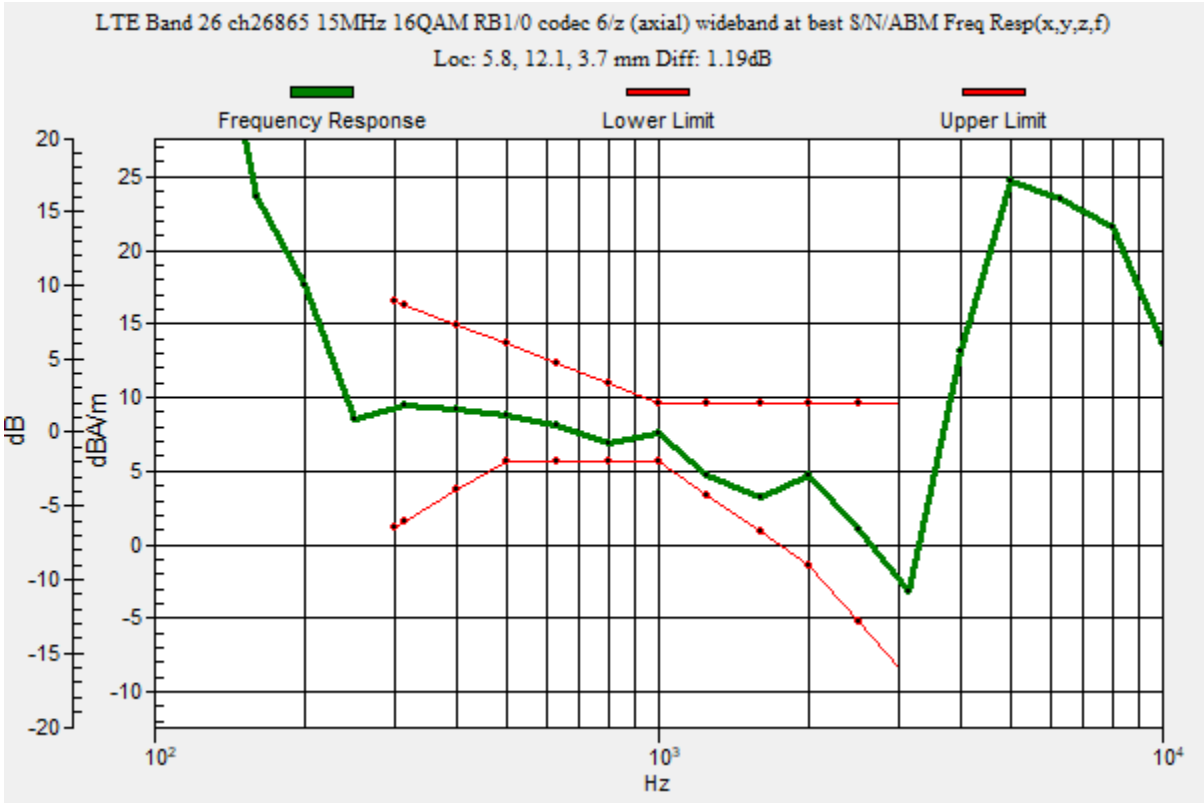

OTT FDD

Communication System: UID 0, LTE (FDD) (0); Frequency: 831.5 MHz; Duty Cycle: 1:1
Phantom section: TCoil Section
DASY5 Configuration:
- Probe: AM1DV3 - 3140; ; Calibrated: 2019-09-16
- Sensor-Surface: 0mm (Fix Surface)
- Electronics: DAE4 Sn1447; Calibrated: 2020-03-20
- Phantom: HAC Test Arch with AMCC; Type: SD HAC P01 BB
- Measurement SW: DASY52, Version 52.10 (4);SEMCAD X Version 14.6.14 (7483)

T-Coil scan (scan for ANSI C63.19 2011 compliance)/LTE Band 26 ch26865 15MHz 16QAM RB1/0 codec 6/z (axial) 4.2mm 50 x 50/ABM Interpolated Signal(x,y,z) (121x121x1): Interpolated grid: dx=1.000 mm, dy=1.000 mm

Signal Type: Audio File (.wav) 48k_voice_1kHz_1s.wav
Output Gain: 20.07
Measure Window Start: 300ms
Measure Window Length: 1000ms
BWC applied: 0.16 dB
Device Reference Point: 0, 0, -6.3 mm

Cursor:
ABM1/ABM2 = 52.05 dB
ABM1 = 6.58 dBA/m
ABM2 = -45.47 dBA/m
BWC Factor = 0.16 dB
Location: 5.8, 12.1, 3.7 mm



0 dB = 1.000 A/m = 0.00 dBA/m

OTT FDD

Communication System: UID 0, LTE (FDD) (0); Frequency: 831.5 MHz; Duty Cycle: 1:1
Phantom section: TCoil Section
DASY5 Configuration:
- Probe: AM1DV3 - 3140; ; Calibrated: 2019-09-16
- Sensor-Surface: 0mm (Fix Surface)
- Electronics: DAE4 Sn1447; Calibrated: 2020-03-20
- Phantom: HAC Test Arch with AMCC; Type: SD HAC P01 BB
- Measurement SW: DASY52, Version 52.10 (4);SEMCAD X Version 14.6.14 (7483)

T-Coil scan (scan for ANSI C63.19 2011 compliance)/LTE Band 26 ch26865 15MHz 16QAM RB1/0 codec 6/y (transversal) 4.2mm 50 x 50/ABM Interpolated Signal(x,y,z) (121x121x1): Interpolated grid: dx=1.000 mm, dy=1.000 mm

Signal Type: Audio File (.wav) 48k_voice_1kHz_1s.wav
Output Gain: 20.07
Measure Window Start: 300ms
Measure Window Length: 1000ms
BWC applied: 0.16 dB
Device Reference Point: 0, 0, -6.3 mm

Cursor:
ABM1/ABM2 = 45.82 dB
ABM1 = -2.46 dBA/m
ABM2 = -48.28 dBA/m
BWC Factor = 0.16 dB
Location: 5, 6.2, 3.7 mm



0 dB = 1.000 A/m = 0.00 dBA/m

OTT FDD

Communication System: UID 0, LTE (FDD) (0); Frequency: 1745 MHz;Duty Cycle: 1:1

T-Coil scan (scan for ANSI C63.19 2011 compliance)/LTE Band 66 ch132322 20MHz 16QAM RB1/0 codec 6/z (axial) wideband at best S/N/ABM Freq Resp(x,y,z,f) (1x1x1):

Measurement grid: dx=10mm, dy=10mm
Signal Type: Audio File (.wav) 48k_voice_300-3000_2s.wav
Output Gain: 39.36
Measure Window Start: 300ms
Measure Window Length: 2000ms
BWC applied: 10.80 dB
Device Reference Point: 0, 0, -6.3 mm

Category	Telephone parameters WD signal quality [(signal+noise)-to-noise ratio in decibels]
Category T1	0 dB to 10 dB
Category T2	10 dB to 20 dB
Category T3	20 dB to 30 dB
Category T4	> 30 dB

Cursor:
Diff = 2.00 dB
BWC Factor = 10.80 dB
Location: 7.9, 12.5, 3.7 mm

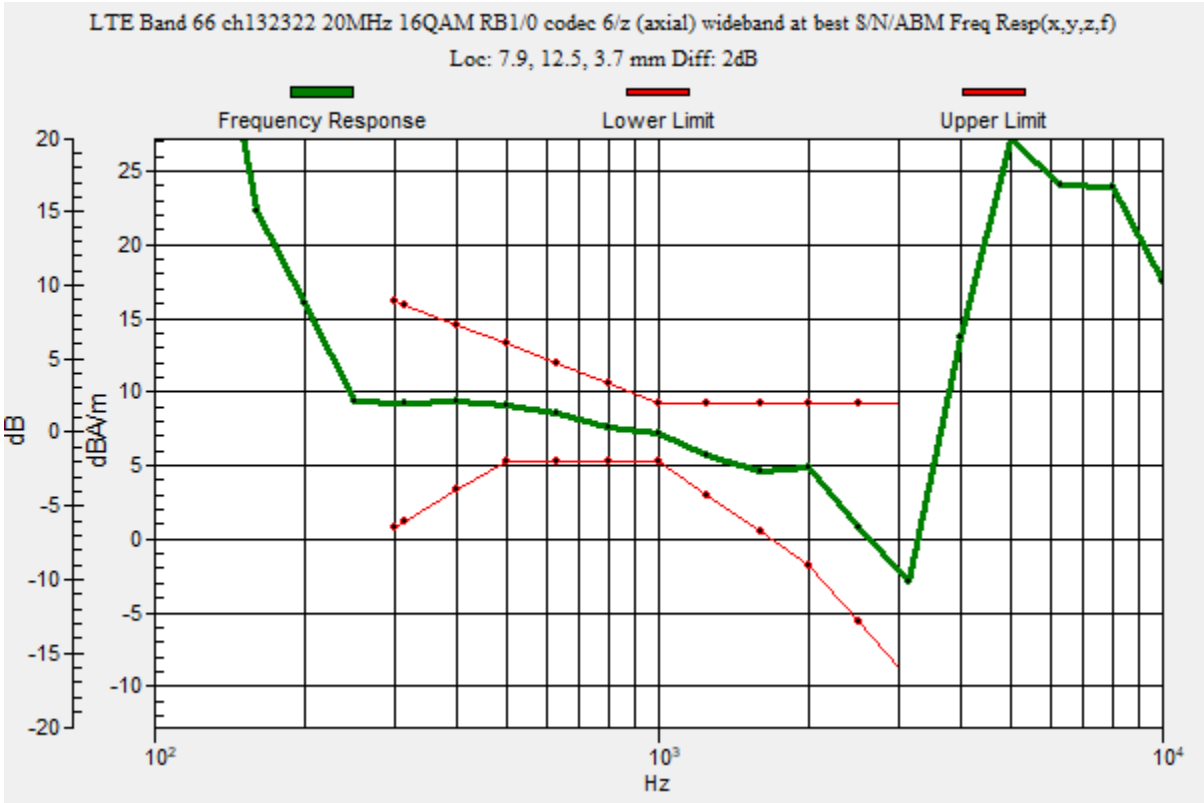

OTT FDD

Communication System: UID 0, LTE (FDD) (0); Frequency: 1745 MHz; Duty Cycle: 1:1
Phantom section: TCoil Section
DASY5 Configuration:
- Probe: AM1DV3 - 3140; ; Calibrated: 2019-09-16
- Sensor-Surface: 0mm (Fix Surface)
- Electronics: DAE4 Sn1447; Calibrated: 2020-03-20
- Phantom: HAC Test Arch with AMCC; Type: SD HAC P01 BB
- Measurement SW: DASY52, Version 52.10 (4);SEMCAD X Version 14.6.14 (7483)

T-Coil scan (scan for ANSI C63.19 2011 compliance)/LTE Band 66 ch132322 20MHz 16QAM RB1/0 codec 6/z (axial) 4.2mm 50 x 50/ABM Interpolated Signal(x,y,z) (121x121x1): Interpolated grid: dx=1.000 mm, dy=1.000 mm

Signal Type: Audio File (.wav) 48k_voice_1kHz_1s.wav
Output Gain: 20.07
Measure Window Start: 300ms
Measure Window Length: 1000ms
BWC applied: 0.16 dB
Device Reference Point: 0, 0, -6.3 mm

Cursor:
ABM1/ABM2 = 50.82 dB
ABM1 = 7.86 dBA/m
ABM2 = -42.96 dBA/m
BWC Factor = 0.16 dB
Location: 7.9, 12.5, 3.7 mm



0 dB = 1.000 A/m = 0.00 dBA/m

OTT FDD

Communication System: UID 0, LTE (FDD) (0); Frequency: 1745 MHz; Duty Cycle: 1:1
Phantom section: TCoil Section
DASY5 Configuration:
- Probe: AM1DV3 - 3140; ; Calibrated: 2019-09-16
- Sensor-Surface: 0mm (Fix Surface)
- Electronics: DAE4 Sn1447; Calibrated: 2020-03-20
- Phantom: HAC Test Arch with AMCC; Type: SD HAC P01 BB
- Measurement SW: DASY52, Version 52.10 (4);SEMCAD X Version 14.6.14 (7483)

T-Coil scan (scan for ANSI C63.19 2011 compliance)/LTE Band 66 ch132322 20MHz 16QAM RB1/0 codec 6/y (transversal) 4.2mm 50 x 50/ABM Interpolated Signal(x,y,z) (121x121x1): Interpolated grid: dx=1.000 mm, dy=1.000 mm

Signal Type: Audio File (.wav) 48k_voice_1kHz_1s.wav
Output Gain: 20.07
Measure Window Start: 300ms
Measure Window Length: 1000ms
BWC applied: 0.16 dB
Device Reference Point: 0, 0, -6.3 mm

Cursor:
ABM1/ABM2 = 44.69 dB
ABM1 = -1.61 dBA/m
ABM2 = -46.30 dBA/m
BWC Factor = 0.16 dB
Location: 8.3, 4.6, 3.7 mm



0 dB = 1.000 A/m = 0.00 dBA/m

OTT TDD

Communication System: UID 0, LTE (TDD) (0); Frequency: 2593 MHz;Duty Cycle: 1:1.59956

LTE TDD/LTE Band 41 20MHz ch40620 QPSK RB1/0 codec6/z (axial) wideband at best S/N bit rate 40/ABM Freq Resp(x,y,z,f) (1x1x1): Measurement grid: dx=10mm, dy=10mm

Signal Type: Audio File (.wav) 48k_voice_300-3000_2s.wav
Output Gain: 39.36
Measure Window Start: 300ms
Measure Window Length: 2000ms
BWC applied: 10.80 dB
Device Reference Point: 0, 0, -6.3 mm

Category	Telephone parameters WD signal quality [(signal+noise)-to-noise ratio in decibels]
Category T1	0 dB to 10 dB
Category T2	10 dB to 20 dB
Category T3	20 dB to 30 dB
Category T4	> 30 dB

Cursor:
Diff = 2.00 dB
BWC Factor = 10.80 dB
Location: 7.9, 12.5, 3.7 mm

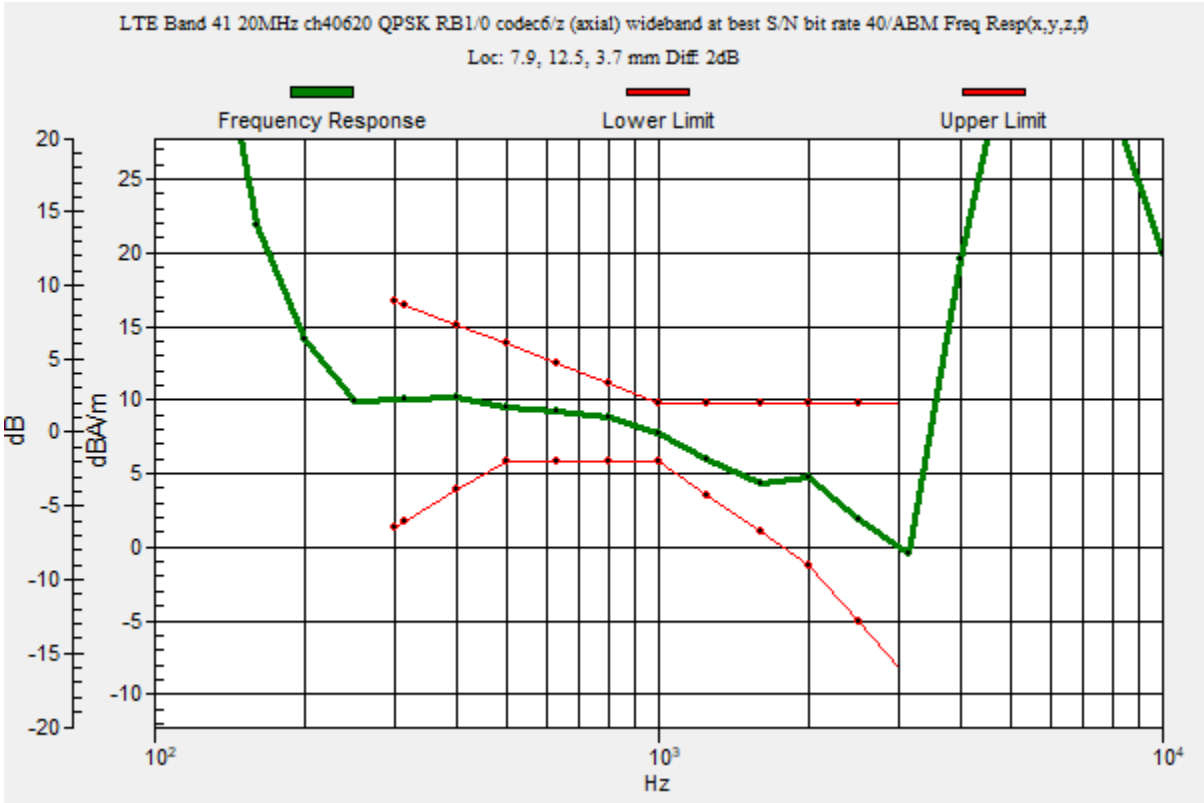

OTT TDD

Communication System: UID 0, LTE (TDD) (0); Frequency: 2593 MHz; Duty Cycle: 1:1.59956
Phantom section: TCoil Section
DASY5 Configuration:
- Probe: AM1DV3 - 3140; ; Calibrated: 2019-09-16
- Sensor-Surface: 0mm (Fix Surface)
- Electronics: DAE4 Sn1447; Calibrated: 2020-03-20
- Phantom: HAC Test Arch with AMCC; Type: SD HAC P01 BB
- Measurement SW: DASY52, Version 52.10 (4);SEMCAD X Version 14.6.14 (7483)

LTE TDD/LTE Band 41 20MHz ch40620 QPSK RB1/0 codec 40/z (axial) 4.2mm 50 x 50/ABM Interpolated Signal(x,y,z) (121x121x1): Interpolated grid: dx=1.000 mm, dy=1.000 mm

Signal Type: Audio File (.wav) 48k_voice_1kHz_1s.wav
Output Gain: 20.07
Measure Window Start: 300ms
Measure Window Length: 1000ms
BWC applied: 0.16 dB
Device Reference Point: 0, 0, -6.3 mm

Cursor:
ABM1/ABM2 = 50.09 dB
ABM1 = 8.57 dBA/m
ABM2 = -41.52 dBA/m
BWC Factor = 0.16 dB
Location: 7.9, 12.5, 3.7 mm



0 dB = 1.000 A/m = 0.00 dBA/m

OTT TDD

Communication System: UID 0, LTE (TDD) (0); Frequency: 2593 MHz; Duty Cycle: 1:1.59956
Phantom section: TCoil Section
DASY5 Configuration:
- Probe: AM1DV3 - 3140; ; Calibrated: 2019-09-16
- Sensor-Surface: 0mm (Fix Surface)
- Electronics: DAE4 Sn1447; Calibrated: 2020-03-20
- Phantom: HAC Test Arch with AMCC; Type: SD HAC P01 BB
- Measurement SW: DASY52, Version 52.10 (4);SEMCAD X Version 14.6.14 (7483)

LTE TDD/LTE Band 41 20MHz ch40620 QPSK RB1/0 codec40/y (transversal) 4.2mm 50 x 50/ABM Interpolated Signal(x,y,z) (121x121x1): Interpolated grid: dx=1.000 mm, dy=1.000 mm

Signal Type: Audio File (.wav) 48k_voice_1kHz_1s.wav
Output Gain: 20.07
Measure Window Start: 300ms
Measure Window Length: 1000ms
BWC applied: 0.16 dB
Device Reference Point: 0, 0, -6.3 mm

Cursor:
ABM1/ABM2 = 41.79 dB
ABM1 = -0.96 dBA/m
ABM2 = -42.75 dBA/m
BWC Factor = 0.16 dB
Location: 8.8, 6.2, 3.7 mm



0 dB = 1.000 A/m = 0.00 dBA/m

OTT WiFi

Communication System: UID 0, IEEE 802.11b/g/n 2.4 GHz Band (0); Frequency: 2437 MHz;Duty Cycle: 1:1

T-Coil scan (scan for ANSI C63.19 2011 compliance)/802.11b ch6 1Mbps codec 6/z (axial) wideband at best S/N codec 6/ABM Freq Resp(x,y,z,f) (1x1x1): Measurement grid: dx=10mm, dy=10mm

Signal Type: Audio File (.wav) 48k_voice_300-3000_2s.wav
Output Gain: 39.36
Measure Window Start: 300ms
Measure Window Length: 2000ms
BWC applied: 10.80 dB
Device Reference Point: 0, 0, -6.3 mm

Category	Telephone parameters WD signal quality [(signal+noise)-to-noise ratio in decibels]
Category T1	0 dB to 10 dB
Category T2	10 dB to 20 dB
Category T3	20 dB to 30 dB
Category T4	> 30 dB

Cursor:
Diff = 2.00 dB
BWC Factor = 10.80 dB
Location: 7.1, 12.5, 3.7 mm

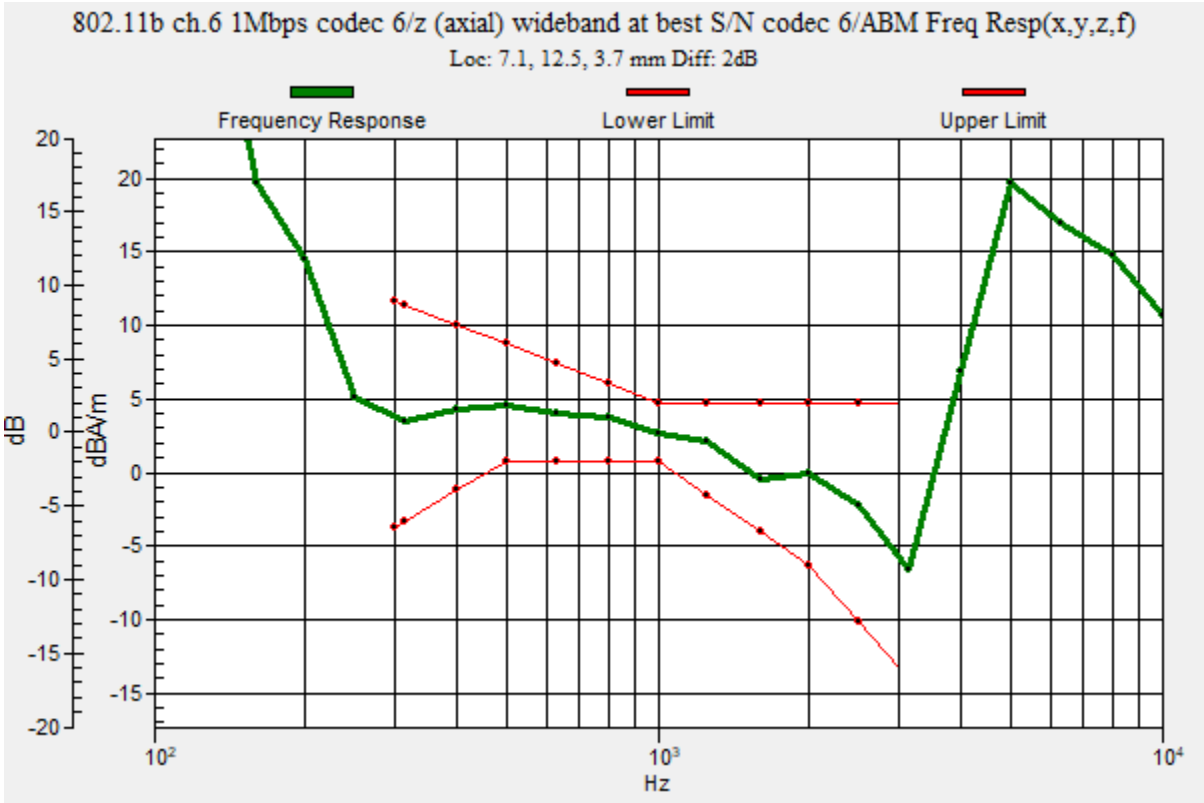

OTT WiFi

Communication System: UID 0, IEEE 802.11b/g/n 2.4 GHz Band (0); Frequency: 2437 MHz; Duty Cycle: 1:1
Phantom section: TCoil Section
DASY5 Configuration:
- Probe: AM1DV3 - 3140; ; Calibrated: 2019-09-16
- Sensor-Surface: 0mm (Fix Surface)
- Electronics: DAE4 Sn1447; Calibrated: 2020-03-20
- Phantom: HAC Test Arch with AMCC; Type: SD HAC P01 BB
- Measurement SW: DASY52, Version 52.10 (4);SEMCAD X Version 14.6.14 (7483)

T-Coil scan (scan for ANSI C63.19 2011 compliance)/802.11b ch6 1Mbps codec 6/z (axial) 4.2mm 50 x 50/ABM Interpolated Signal(x,y,z) (121x121x1): Interpolated grid: dx=1.000 mm, dy=1.000 mm

Signal Type: Audio File (.wav) 48k_voice_1kHz_1s.wav
Output Gain: 20.07
Measure Window Start: 300ms
Measure Window Length: 1000ms
BWC applied: 0.16 dB
Device Reference Point: 0, 0, -6.3 mm

Cursor:
ABM1/ABM2 = 44.62 dB
ABM1 = 2.70 dBA/m
ABM2 = -41.92 dBA/m
BWC Factor = 0.16 dB
Location: 7.1, 12.5, 3.7 mm



0 dB = 1.000 A/m = 0.00 dBA/m

OTT WiFi

Communication System: UID 0, IEEE 802.11b/g/n 2.4 GHz Band (0); Frequency: 2437 MHz; Duty Cycle: 1:1
Phantom section: TCoil Section
DASY5 Configuration:
- Probe: AM1DV3 - 3140; ; Calibrated: 2019-09-16
- Sensor-Surface: 0mm (Fix Surface)
- Electronics: DAE4 Sn1447; Calibrated: 2020-03-20
- Phantom: HAC Test Arch with AMCC; Type: SD HAC P01 BB
- Measurement SW: DASY52, Version 52.10 (4);SEMCAD X Version 14.6.14 (7483)

T-Coil scan (scan for ANSI C63.19 2011 compliance)/802.11b ch6 1Mbps codec 6/y (transversal) 4.2mm 50 x 50/ABM Interpolated Signal(x,y,z) (121x121x1): Interpolated grid: dx=1.000 mm, dy=1.000 mm

Signal Type: Audio File (.wav) 48k_voice_1kHz_1s.wav
Output Gain: 20.07
Measure Window Start: 300ms
Measure Window Length: 1000ms
BWC applied: 0.16 dB
Device Reference Point: 0, 0, -6.3 mm

Cursor:
ABM1/ABM2 = 33.70 dB
ABM1 = -5.37 dBA/m
ABM2 = -39.07 dBA/m
BWC Factor = 0.16 dB
Location: 8.3, 6.7, 3.7 mm



0 dB = 1.000 A/m = 0.00 dBA/m

OTT WiFi

Communication System: UID 0, IEEE 802.11a/n/ac 5 GHz Band (0); Frequency: 5200 MHz;Duty Cycle: 1:1

T-Coil scan (scan for ANSI C63.19 2011 compliance)/802.11ax HE20 ch40 MCS 0 codec 6/z (axial) wideband at best S/N/ABM Freq Resp(x,y,z,f) (1x1x1): Measurement grid: dx=10mm, dy=10mm

Signal Type: Audio File (.wav) 48k_voice_300-3000_2s.wav
Output Gain: 39.36
Measure Window Start: 300ms
Measure Window Length: 2000ms
BWC applied: 10.80 dB
Device Reference Point: 0, 0, -6.3 mm

Category	Telephone parameters WD signal quality [(signal+noise)-to-noise ratio in decibels]
Category T1	0 dB to 10 dB
Category T2	10 dB to 20 dB
Category T3	20 dB to 30 dB
Category T4	> 30 dB

Cursor:
Diff = 1.13 dB
BWC Factor = 10.80 dB
Location: 6.3, 12.1, 3.7 mm

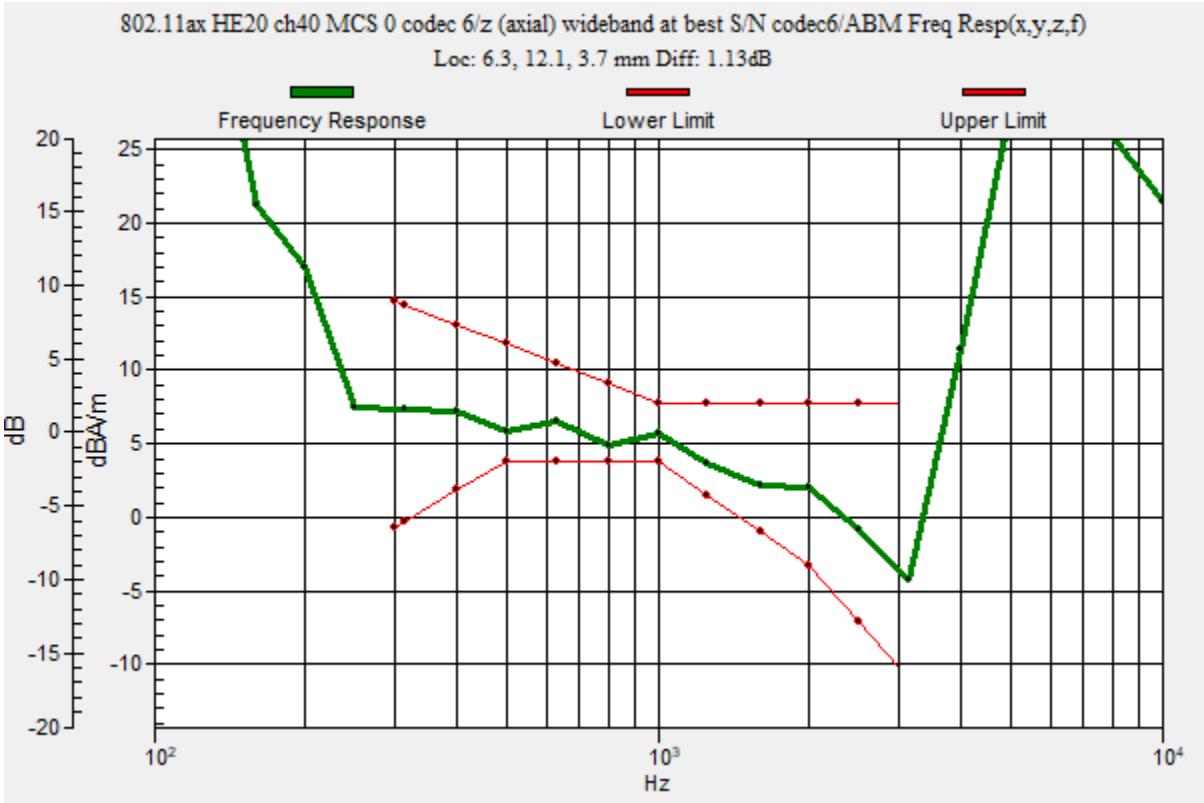

OTT WiFi

Communication System: UID 0, IEEE 802.11a/n/ac 5 GHz Band (0); Frequency: 5200 MHz; Duty Cycle: 1:1
Phantom section: TCoil Section
DASY5 Configuration:
- Probe: AM1DV3 - 3140; ; Calibrated: 2019-09-16
- Sensor-Surface: 0mm (Fix Surface)
- Electronics: DAE4 Sn1447; Calibrated: 2020-03-20
- Phantom: HAC Test Arch with AMCC; Type: SD HAC P01 BB
- Measurement SW: DASY52, Version 52.10 (4);SEMCAD X Version 14.6.14 (7483)

T-Coil scan (scan for ANSI C63.19 2011 compliance)/802.11ax HE20 ch40 MCS 0 codec 6/z (axial) 4.2mm 50x50/ABM Interpolated Signal(x,y,z) (121x121x1): Interpolated grid: dx=1.000 mm, dy=1.000 mm

Signal Type: Audio File (.wav) 48k_voice_1kHz_1s.wav
Output Gain: 20.07
Measure Window Start: 300ms
Measure Window Length: 1000ms
BWC applied: 0.16 dB
Device Reference Point: 0, 0, -6.3 mm

Cursor:
ABM1/ABM2 = 27.32 dB
ABM1 = 4.00 dBA/m
ABM2 = -23.32 dBA/m
BWC Factor = 0.16 dB
Location: 6.3, 12.1, 3.7 mm



0 dB = 1.000 A/m = 0.00 dBA/m

OTT WiFi

Communication System: UID 0, IEEE 802.11a/n/ac 5 GHz Band (0); Frequency: 5200 MHz; Duty Cycle: 1:1
Phantom section: TCoil Section
DASY5 Configuration:
- Probe: AM1DV3 - 3140; ; Calibrated: 2019-09-16
- Sensor-Surface: 0mm (Fix Surface)
- Electronics: DAE4 Sn1447; Calibrated: 2020-03-20
- Phantom: HAC Test Arch with AMCC; Type: SD HAC P01 BB
- Measurement SW: DASY52, Version 52.10 (4);SEMCAD X Version 14.6.14 (7483)

T-Coil scan (scan for ANSI C63.19 2011 compliance)/802.11ax HE20 ch40 MCS 0 codec 6/y (transversal) 4.2mm 50x50/ABM Interpolated Signal(x,y,z) (121x121x1): Interpolated grid: dx=1.000 mm, dy=1.000 mm

Signal Type: Audio File (.wav) 48k_voice_1kHz_1s.wav
Output Gain: 20.07
Measure Window Start: 300ms
Measure Window Length: 1000ms
BWC applied: 0.16 dB
Device Reference Point: 0, 0, -6.3 mm

Cursor:
ABM1/ABM2 = 31.92 dB
ABM1 = -4.61 dBA/m
ABM2 = -36.53 dBA/m
BWC Factor = 0.16 dB
Location: 5.4, 21.2, 3.7 mm



0 dB = 1.000 A/m = 0.00 dBA/m

OTT WiFi

Communication System: UID 0, IEEE 802.11a/n/ac 5 GHz Band (0); Frequency: 5280 MHz;Duty Cycle: 1:1

T-Coil scan (scan for ANSI C63.19 2011 compliance)/802.11ax HE20 ch56 MCS 0 codec 6/z (axial) wideband at best S/N/ABM Freq Resp(x,y,z,f) (1x1x1): Measurement grid: dx=10mm, dy=10mm

Signal Type: Audio File (.wav) 48k_voice_300-3000_2s.wav
Output Gain: 39.36
Measure Window Start: 300ms
Measure Window Length: 2000ms
BWC applied: 10.80 dB
Device Reference Point: 0, 0, -6.3 mm

Category	Telephone parameters WD signal quality [(signal+noise)-to-noise ratio in decibels]
Category T1	0 dB to 10 dB
Category T2	10 dB to 20 dB
Category T3	20 dB to 30 dB
Category T4	> 30 dB

Cursor:
Diff = 2.00 dB
BWC Factor = 10.80 dB
Location: 9.2, 12.9, 3.7 mm

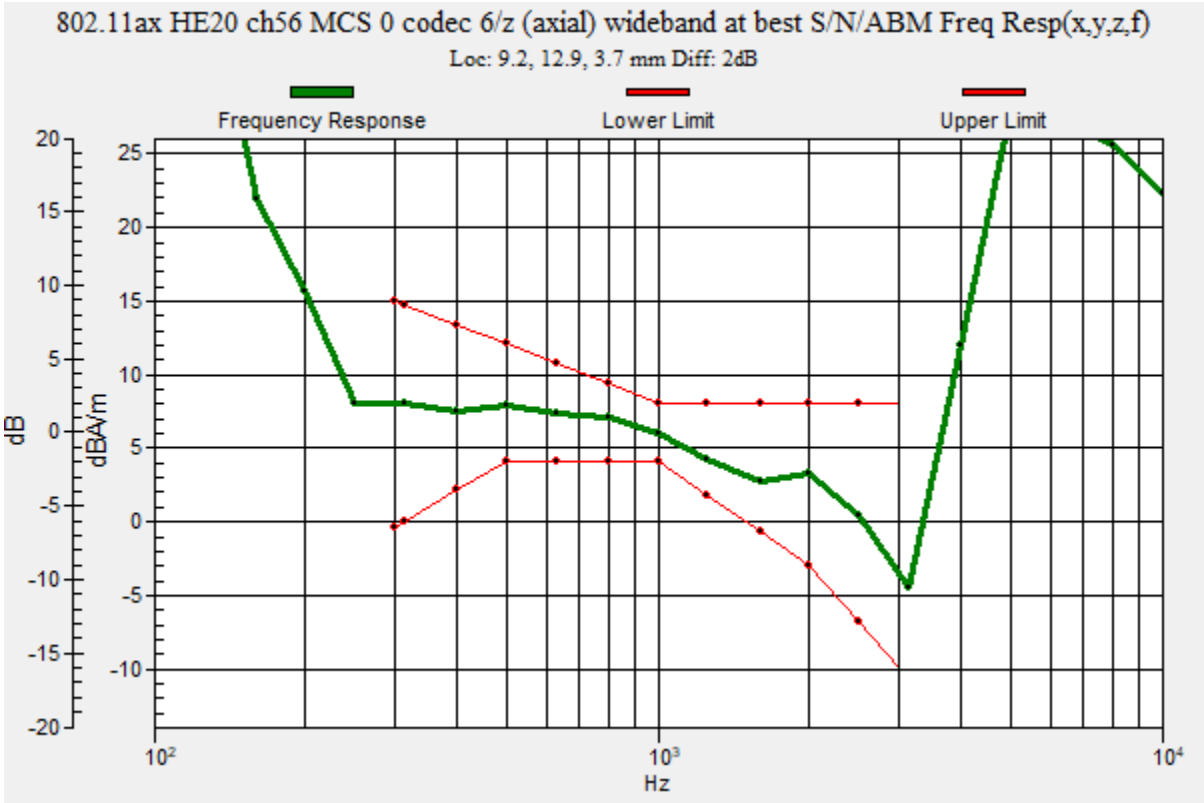

OTT WiFi

Communication System: UID 0, IEEE 802.11a/n/ac 5 GHz Band (0); Frequency: 5280 MHz; Duty Cycle: 1:1
Phantom section: TCoil Section
DASY5 Configuration:
- Probe: AM1DV3 - 3140; ; Calibrated: 2019-09-16
- Sensor-Surface: 0mm (Fix Surface)
- Electronics: DAE4 Sn1447; Calibrated: 2020-03-20
- Phantom: HAC Test Arch with AMCC; Type: SD HAC P01 BB
- Measurement SW: DASY52, Version 52.10 (4);SEMCAD X Version 14.6.14 (7483)

T-Coil scan (scan for ANSI C63.19 2011 compliance)/802.11ax HE20 ch56 MCS 0 codec 6/z (axial) 4.2mm 50x50/ABM Interpolated Signal(x,y,z) (121x121x1): Interpolated grid: dx=1.000 mm, dy=1.000 mm

Signal Type: Audio File (.wav) 48k_voice_1kHz_1s.wav
Output Gain: 20.07
Measure Window Start: 300ms
Measure Window Length: 1000ms
BWC applied: 0.16 dB
Device Reference Point: 0, 0, -6.3 mm

Cursor:
ABM1/ABM2 = 26.25 dB
ABM1 = 2.75 dBA/m
ABM2 = -23.50 dBA/m
BWC Factor = 0.16 dB
Location: 9.2, 12.9, 3.7 mm



0 dB = 1.000 A/m = 0.00 dBA/m

OTT WiFi

Communication System: UID 0, IEEE 802.11a/n/ac 5 GHz Band (0); Frequency: 5280 MHz; Duty Cycle: 1:1
Phantom section: TCoil Section
DASY5 Configuration:
- Probe: AM1DV3 - 3140; ; Calibrated: 2019-09-16
- Sensor-Surface: 0mm (Fix Surface)
- Electronics: DAE4 Sn1447; Calibrated: 2020-03-20
- Phantom: HAC Test Arch with AMCC; Type: SD HAC P01 BB
- Measurement SW: DASY52, Version 52.10 (4);SEMCAD X Version 14.6.14 (7483)

T-Coil scan (scan for ANSI C63.19 2011 compliance)/802.11ax HE20 ch56 MCS 0 codec 6/y (transversal) 4.2mm 50x50/ABM Interpolated Signal(x,y,z) (121x121x1): Interpolated grid: dx=1.000 mm, dy=1.000 mm

Signal Type: Audio File (.wav) 48k_voice_1kHz_1s.wav
Output Gain: 20.07
Measure Window Start: 300ms
Measure Window Length: 1000ms
BWC applied: 0.16 dB
Device Reference Point: 0, 0, -6.3 mm

Cursor:
ABM1/ABM2 = 31.83 dB
ABM1 = -2.77 dBA/m
ABM2 = -34.60 dBA/m
BWC Factor = 0.16 dB
Location: 8.3, 6.7, 3.7 mm



0 dB = 1.000 A/m = 0.00 dBA/m

OTT WiFi

Communication System: UID 0, IEEE 802.11a/n/ac 5 GHz Band (0); Frequency: 5600 MHz;Duty Cycle: 1:1

T-Coil scan (scan for ANSI C63.19 2011 compliance)/802.11ax HE20 ch120 MCS0 codec 6/z (axial) wideband at best S/N/ABM Freq Resp(x,y,z,f) (1x1x1): Measurement grid: dx=10mm, dy=10mm

Signal Type: Audio File (.wav) 48k_voice_300-3000_2s.wav
Output Gain: 39.36
Measure Window Start: 300ms
Measure Window Length: 2000ms
BWC applied: 10.80 dB
Device Reference Point: 0, 0, -6.3 mm

Category	Telephone parameters WD signal quality [(signal+noise)-to-noise ratio in decibels]
Category T1	0 dB to 10 dB
Category T2	10 dB to 20 dB
Category T3	20 dB to 30 dB
Category T4	> 30 dB

Cursor:
Diff = 2.00 dB
BWC Factor = 10.80 dB
Location: 7.9, 11.2, 3.7 mm

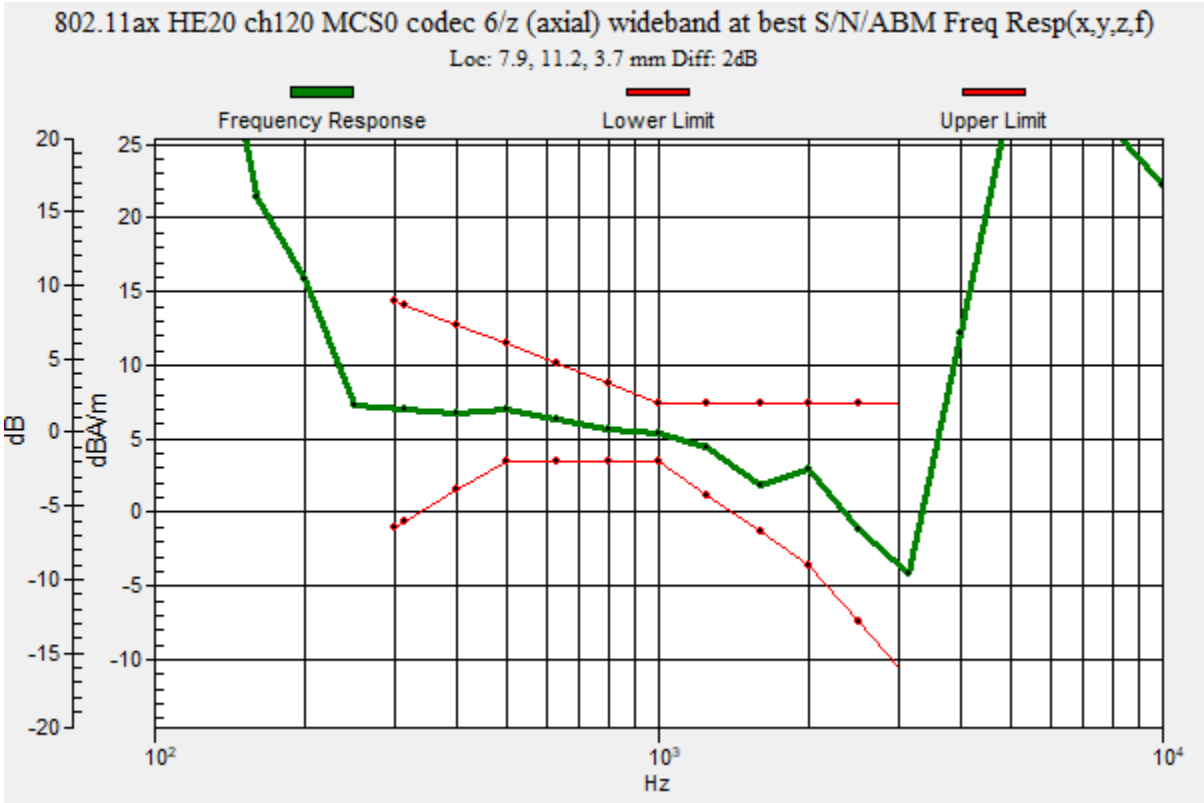

OTT WiFi

Communication System: UID 0, IEEE 802.11a/n/ac 5 GHz Band (0); Frequency: 5600 MHz; Duty Cycle: 1:1
Phantom section: TCoil Section
DASY5 Configuration:
- Probe: AM1DV3 - 3140; ; Calibrated: 2019-09-16
- Sensor-Surface: 0mm (Fix Surface)
- Electronics: DAE4 Sn1447; Calibrated: 2020-03-20
- Phantom: HAC Test Arch with AMCC; Type: SD HAC P01 BB
- Measurement SW: DASY52, Version 52.10 (4);SEMCAD X Version 14.6.14 (7483)

T-Coil scan (scan for ANSI C63.19 2011 compliance)/802.11ax HE20 ch120 MCS0 codec 6/z (axial) 4.2mm 50x50/ABM Interpolated Signal(x,y,z) (121x121x1): Interpolated grid: dx=1.000 mm, dy=1.000 mm

Signal Type: Audio File (.wav) 48k_voice_1kHz_1s.wav
Output Gain: 20.07
Measure Window Start: 300ms
Measure Window Length: 1000ms
BWC applied: 0.16 dB
Device Reference Point: 0, 0, -6.3 mm

Cursor:
ABM1/ABM2 = 26.82 dB
ABM1 = 3.52 dBA/m
ABM2 = -23.30 dBA/m
BWC Factor = 0.16 dB
Location: 7.9, 11.2, 3.7 mm



0 dB = 1.000 A/m = 0.00 dBA/m

OTT WiFi

Communication System: UID 0, IEEE 802.11a/n/ac 5 GHz Band (0); Frequency: 5600 MHz; Duty Cycle: 1:1
Phantom section: TCoil Section
DASY5 Configuration:
- Probe: AM1DV3 - 3140; ; Calibrated: 2019-09-16
- Sensor-Surface: 0mm (Fix Surface)
- Electronics: DAE4 Sn1447; Calibrated: 2020-03-20
- Phantom: HAC Test Arch with AMCC; Type: SD HAC P01 BB
- Measurement SW: DASY52, Version 52.10 (4);SEMCAD X Version 14.6.14 (7483)

T-Coil scan (scan for ANSI C63.19 2011 compliance)/802.11ax HE20 ch120 MCS0 codec 6/y (transversal) 4.2mm 50x50/ABM Interpolated Signal(x,y,z) (121x121x1): Interpolated grid: dx=1.000 mm, dy=1.000 mm

Signal Type: Audio File (.wav) 48k_voice_1kHz_1s.wav
Output Gain: 20.07
Measure Window Start: 300ms
Measure Window Length: 1000ms
BWC applied: 0.16 dB
Device Reference Point: 0, 0, -6.3 mm

Cursor:
ABM1/ABM2 = 32.82 dB
ABM1 = -3.63 dBA/m
ABM2 = -36.45 dBA/m
BWC Factor = 0.16 dB
Location: 5.4, 20.8, 3.7 mm



0 dB = 1.000 A/m = 0.00 dBA/m

OTT WiFi

Communication System: UID 0, IEEE 802.11a/n/ac 5 GHz Band (0); Frequency: 5785 MHz;Duty Cycle: 1:1

T-Coil scan (scan for ANSI C63.19 2011 compliance)/802.11ax HE20 ch157 MCS0 codec 6/z (axial) wideband at best S/N/ABM Freq Resp(x,y,z,f) (1x1x1): Measurement grid: dx=10mm, dy=10mm

Signal Type: Audio File (.wav) 48k_voice_300-3000_2s.wav
Output Gain: 39.36
Measure Window Start: 300ms
Measure Window Length: 2000ms
BWC applied: 10.80 dB
Device Reference Point: 0, 0, -6.3 mm

Category	Telephone parameters WD signal quality [(signal+noise)-to-noise ratio in decibels]
Category T1	0 dB to 10 dB
Category T2	10 dB to 20 dB
Category T3	20 dB to 30 dB
Category T4	> 30 dB

Cursor:
Diff = 2.00 dB
BWC Factor = 10.80 dB
Location: 7.9, 12.5, 3.7 mm

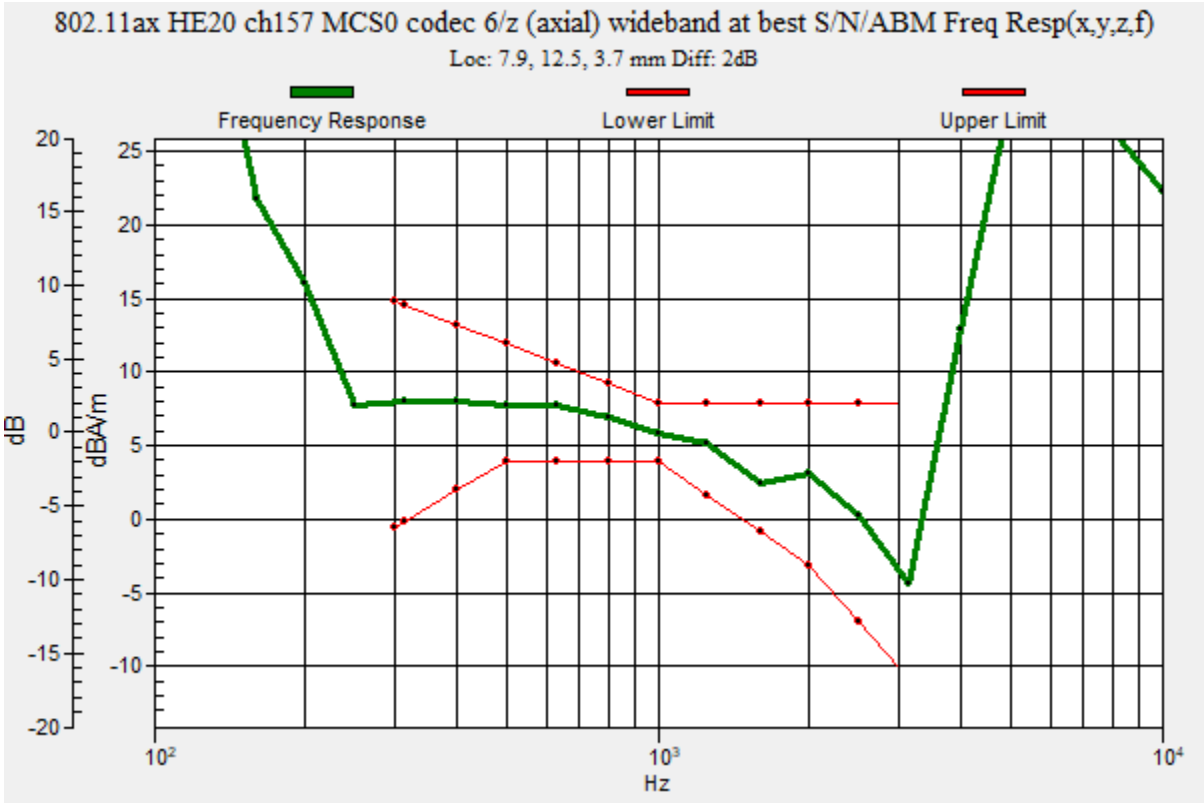

OTT WiFi

Communication System: UID 0, IEEE 802.11a/n/ac 5 GHz Band (0); Frequency: 5785 MHz; Duty Cycle: 1:1
Phantom section: TCoil Section
DASY5 Configuration:
- Probe: AM1DV3 - 3140; ; Calibrated: 2019-09-16
- Sensor-Surface: 0mm (Fix Surface)
- Electronics: DAE4 Sn1447; Calibrated: 2020-03-20
- Phantom: HAC Test Arch with AMCC; Type: SD HAC P01 BB
- Measurement SW: DASY52, Version 52.10 (4);SEMCAD X Version 14.6.14 (7483)

T-Coil scan (scan for ANSI C63.19 2011 compliance)/802.11ax HE20 ch157 MCS0 codec 6/z (axial) 4.2mm 50x50/ABM Interpolated Signal(x,y,z) (121x121x1): Interpolated grid: dx=1.000 mm, dy=1.000 mm

Signal Type: Audio File (.wav) 48k_voice_1kHz_1s.wav
Output Gain: 20.07
Measure Window Start: 300ms
Measure Window Length: 1000ms
BWC applied: 0.16 dB
Device Reference Point: 0, 0, -6.3 mm

Cursor:
ABM1/ABM2 = 29.40 dB
ABM1 = 5.54 dBA/m
ABM2 = -23.86 dBA/m
BWC Factor = 0.16 dB
Location: 7.9, 12.5, 3.7 mm



0 dB = 1.000 A/m = 0.00 dBA/m

OTT WiFi

Communication System: UID 0, IEEE 802.11a/n/ac 5 GHz Band (0); Frequency: 5785 MHz; Duty Cycle: 1:1
Phantom section: TCoil Section
DASY5 Configuration:
- Probe: AM1DV3 - 3140; ; Calibrated: 2019-09-16
- Sensor-Surface: 0mm (Fix Surface)
- Electronics: DAE4 Sn1447; Calibrated: 2020-03-20
- Phantom: HAC Test Arch with AMCC; Type: SD HAC P01 BB
- Measurement SW: DASY52, Version 52.10 (4);SEMCAD X Version 14.6.14 (7483)

T-Coil scan (scan for ANSI C63.19 2011 compliance)/802.11ax HE20 ch157 MCS0 codec 6/y (transversal) 4.2mm 50x50/ABM Interpolated Signal(x,y,z) (121x121x1): Interpolated grid: dx=1.000 mm, dy=1.000 mm

Signal Type: Audio File (.wav) 48k_voice_1kHz_1s.wav
Output Gain: 20.07
Measure Window Start: 300ms
Measure Window Length: 1000ms
BWC applied: 0.16 dB
Device Reference Point: 0, 0, -6.3 mm

Cursor:
ABM1/ABM2 = 35.05 dB
ABM1 = -2.58 dBA/m
ABM2 = -37.63 dBA/m
BWC Factor = 0.16 dB
Location: 9.2, 20.8, 3.7 mm



0 dB = 1.000 A/m = 0.00 dBA/m