1. Appendix: UNLICENSED BAND SETUP PHOTOS(Conducted Test)

1) CONDUCTED RF MEASUREMENT SETUP (DTS, UNII, BLE)

CONDUCTED TEST PHOTO



2) CONDUCTED RF MEASUREMENT SETUP (Bluetooth)

BLUETOOTH TEST PHOTO



3) **CONDUCTED RF MEASUREMENT SETUP (DFS)**

DFS TEST PHOTO



4) **CONDUCTED RF MEASUREMENT SETUP (NFC Stability)**

NFC STABILITY TEST PHOTO



2. Appendix: UNLICENSED BAND SETUP PHOTOS(Radiated Test)

1) RADIATED RF MEASUREMENT SETUP (BELOW 1 GHz)

BELOW 1 GHz FRONT TEST PHOTO



BELOW 1 GHz REAR TEST PHOTO



2) RADIATED RF MEASUREMENT SETUP (ABOVE 1 GHz)

ABOVE 1 GHz FRONT TEST PHOTO



ABOVE 1 GHz REAR TEST PHOTO



3) RADIATED RF MEASUREMENT SETUP (NFC)

FACE ON TEST PHOTO



FACE OFF TEST PHOTO



4) RADIATED RF MEASUREMENT SETUP (WPT)

FACE ON TEST PHOTO

FACE OFF TEST PHOTO



5) RADIATED RF MEASUREMENT SETUP (UWB)

UWB TEST PHOTO



UWB TEST PHOTO



6) RADIATED RF MEASUREMENT SET-UP (Foldable & Axis)

Open & X AXIS PHOTO

Open & Y AXIS PHOTO



Open & Z AXIS PHOTO



Half-Folded & X AXIS PHOTO



Half-Folded & Y AXIS PHOTO



Half-Folded & Z AXIS PHOTO



Full-Folded & X AXIS PHOTO



Full-Folded & Y AXIS PHOTO



Full-Folded & Z AXIS PHOTO



7) AC LINE CONDUCTED MEASUREMENT SETUP

AC LINE CONDUCTED FRONT TEST PHOTO



AC LINE CONDUCTED REAR TEST PHOTO



8) AC LINE CONDUCTED MEASUREMENT SETUP(WPT)

AC LINE CONDUCTED FRONT TEST PHOTO(WPT)



AC LINE CONDUCTED REAR TEST PHOTO(WPT)



END OF TEST PHOTO