RF Interference Potential Test Report

Measurement performed on April 25

Device Under Test

Manufacturer	Model	Dimensions[mm]	Speaker Position [mm]
Samsung Electronics	SM-F956U		

Hardware Setup

Probe Name	Probe Calibration Date	DAE Name	DAE Calibration Date
EF3DV3 - SN4066	July 12, 2023	DAE4 Sn1343	June 30, 2023

Communication Systems

Band Name	Communication Systems Name	Channel	Frequency [MHz]
GSM 850	GSM-FDD (TDMA, GMSK)	128	824.2

Grid Settings

Extent X [mm]	Extent Y [mm]	Step X [mm]	Step Y [mm]	Distance [mm]
50.0	50.0	10.0	10.0	15.0

Results

Emax [dB(V/m)]	Eavg50x50 max [dB(V/m)]	MIF [dB]	RFail [dB(V/m)]
31.17	29.56	3.63	33.19

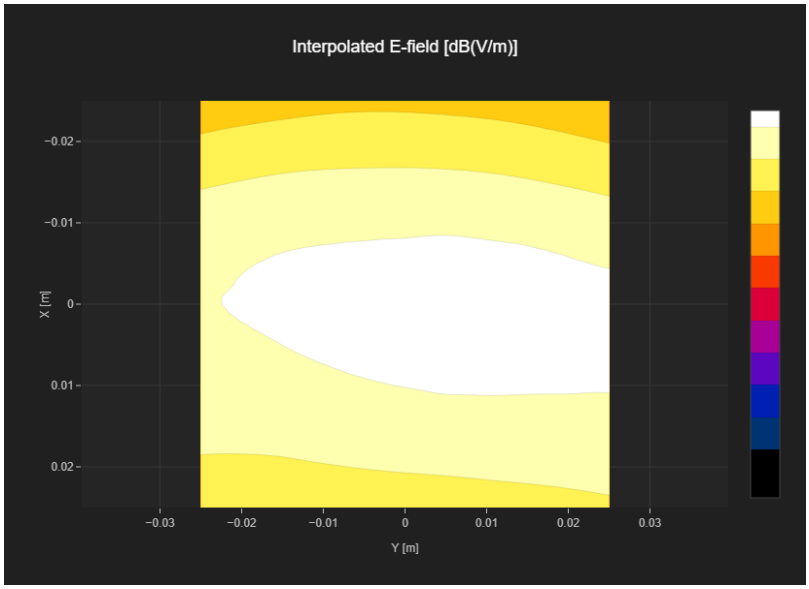

RF Interference Potential Test Report

Measurement performed on April 25

Device Under Test

Manufacturer	Model	Dimensions[mm]	Speaker Position [mm]
Samsung Electronics	SM-F956U		

Hardware Setup

Probe Name	Probe Calibration Date	DAE Name	DAE Calibration Date
EF3DV3 - SN4066	July 12, 2023	DAE4 Sn1343	June 30, 2023

Communication Systems

Band Name	Communication Systems Name	Channel	Frequency [MHz]
GSM 850	GSM-FDD (TDMA, GMSK)	190	836.6

Grid Settings

Extent X [mm]	Extent Y [mm]	Step X [mm]	Step Y [mm]	Distance [mm]
50.0	50.0	10.0	10.0	15.0

Results

Emax [dB(V/m)]	Eavg50x50 max [dB(V/m)]	MIF [dB]	RFail [dB(V/m)]
26.5	24.95	3.63	28.58

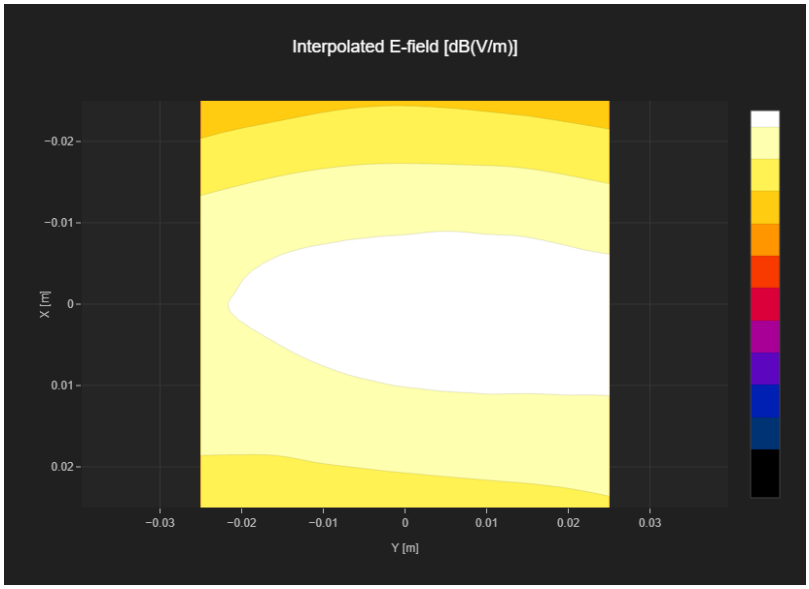

RF Interference Potential Test Report

Measurement performed on April 25

Device Under Test

Manufacturer	Model	Dimensions[mm]	Speaker Position [mm]
Samsung Electronics	SM-F956U		

Hardware Setup

Probe Name	Probe Calibration Date	DAE Name	DAE Calibration Date
EF3DV3 - SN4066	July 12, 2023	DAE4 Sn1343	June 30, 2023

Communication Systems

Band Name	Communication Systems Name	Channel	Frequency [MHz]
GSM 850	GSM-FDD (TDMA, GMSK)	251	848.8

Grid Settings

Extent X [mm]	Extent Y [mm]	Step X [mm]	Step Y [mm]	Distance [mm]
50.0	50.0	10.0	10.0	15.0

Results

Emax [dB(V/m)]	Eavg50x50 max [dB(V/m)]	MIF [dB]	RFail [dB(V/m)]
25.64	24.04	3.63	27.67

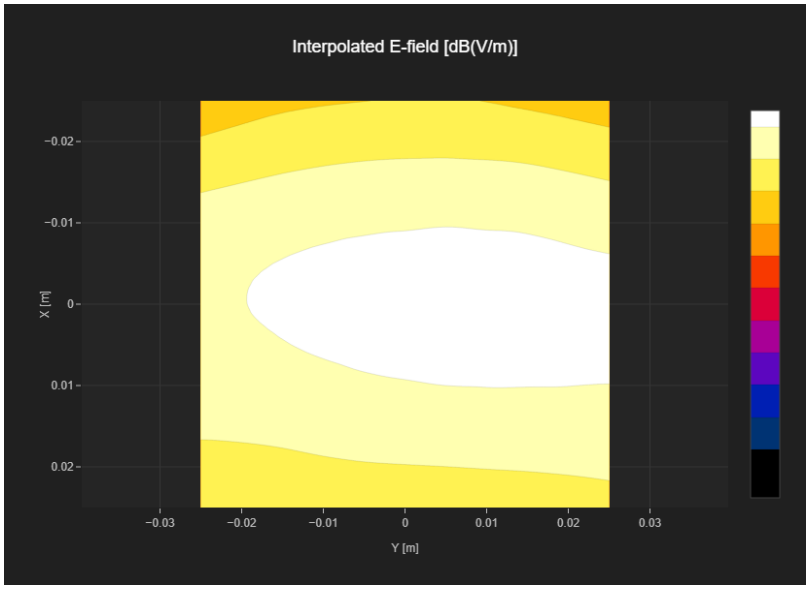

RF Interference Potential Test Report

Measurement performed on April 25

Device Under Test

Manufacturer	Model	Dimensions[mm]	Speaker Position [mm]
Samsung Electronics	SM-F956U		

Hardware Setup

Probe Name	Probe Calibration Date	DAE Name	DAE Calibration Date
EF3DV3 - SN4066	July 12, 2023	DAE4 Sn1343	June 30, 2023

Communication Systems

Band Name	Communication Systems Name	Channel	Frequency [MHz]
GSM 850	GSM-FDD (TDMA, GMSK)	128	824.2

Grid Settings

Extent X [mm]	Extent Y [mm]	Step X [mm]	Step Y [mm]	Distance [mm]
50.0	50.0	10.0	10.0	15.0

Results

Emax [dB(V/m)]	Eavg50x50 max [dB(V/m)]	MIF [dB]	RFail [dB(V/m)]
30.82	29.23	3.63	32.86

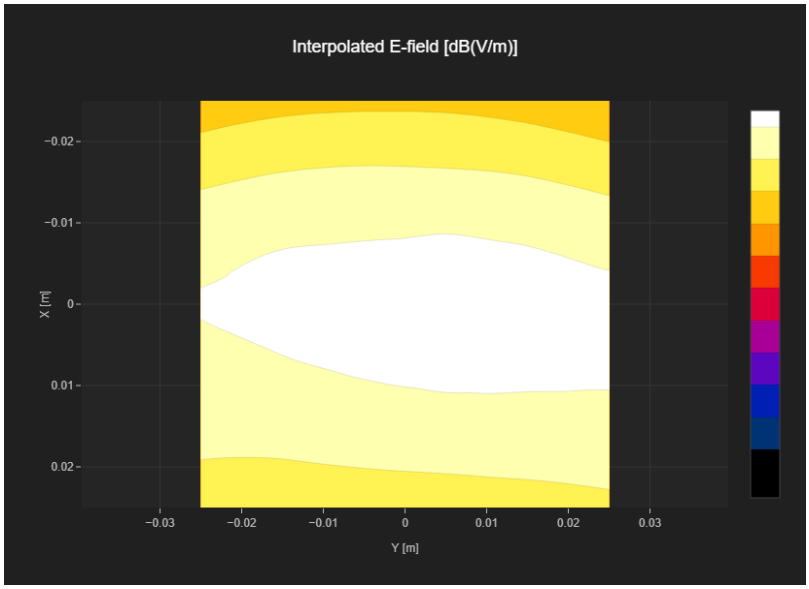

RF Interference Potential Test Report

Measurement performed on April 25

Device Under Test

Manufacturer	Model	Dimensions[mm]	Speaker Position [mm]
Samsung Electronics	SM-F956U		

Hardware Setup

Probe Name	Probe Calibration Date	DAE Name	DAE Calibration Date
EF3DV3 - SN4066	July 12, 2023	DAE4 Sn1343	June 30, 2023

Communication Systems

Band Name	Communication Systems Name	Channel	Frequency [MHz]
GSM 850	GSM-FDD (TDMA, GMSK)	190	836.6

Grid Settings

Extent X [mm]	Extent Y [mm]	Step X [mm]	Step Y [mm]	Distance [mm]
50.0	50.0	10.0	10.0	15.0

Results

Emax [dB(V/m)]	Eavg50x50 max [dB(V/m)]	MIF [dB]	RFail [dB(V/m)]
31.4	29.71	3.63	33.34

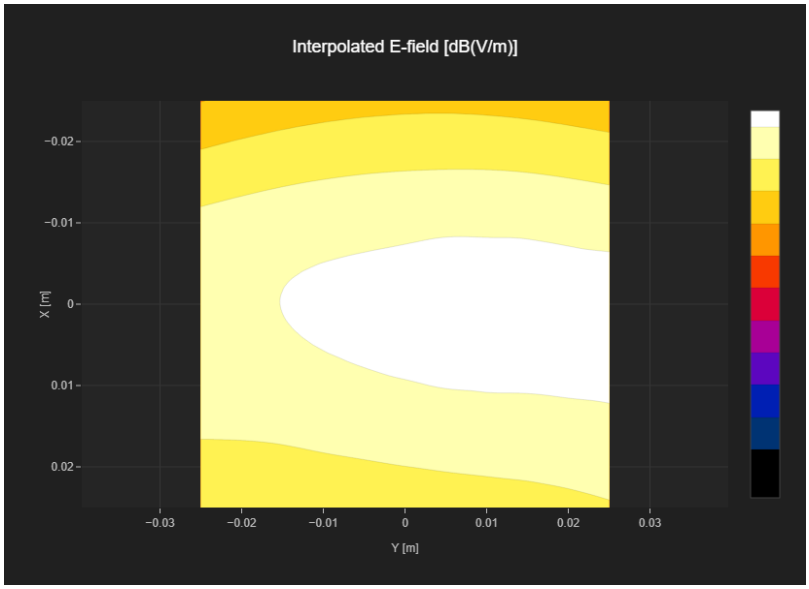

RF Interference Potential Test Report

Measurement performed on April 25

Device Under Test

Manufacturer	Model	Dimensions[mm]	Speaker Position [mm]
Samsung Electronics	SM-F956U		

Hardware Setup

Probe Name	Probe Calibration Date	DAE Name	DAE Calibration Date
EF3DV3 - SN4066	July 12, 2023	DAE4 Sn1343	June 30, 2023

Communication Systems

Band Name	Communication Systems Name	Channel	Frequency [MHz]
GSM 850	GSM-FDD (TDMA, GMSK)	251	848.8

Grid Settings

Extent X [mm]	Extent Y [mm]	Step X [mm]	Step Y [mm]	Distance [mm]
50.0	50.0	10.0	10.0	15.0

Results

Emax [dB(V/m)]	Eavg50x50 max [dB(V/m)]	MIF [dB]	RFail [dB(V/m)]
30.71	29.04	3.63	32.67

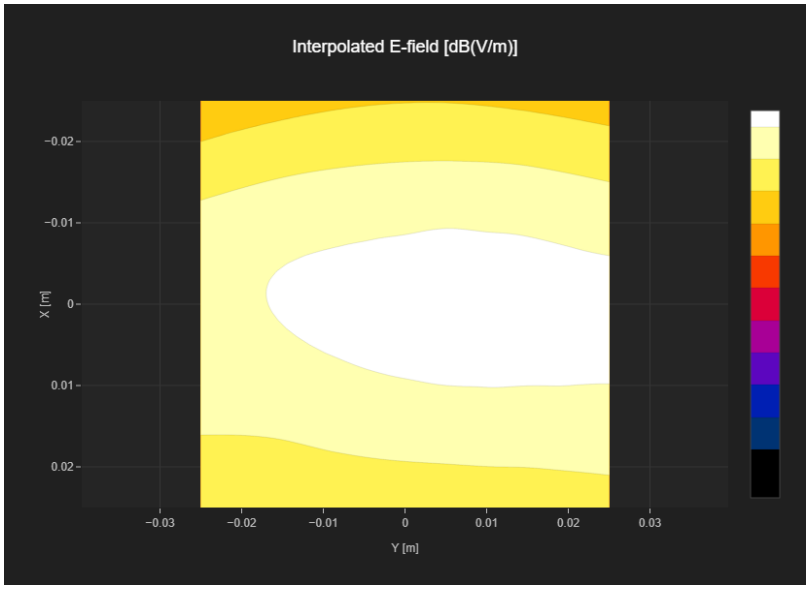

RF Interference Potential Test Report

Measurement performed on April 25

Device Under Test

Manufacturer	Model	Dimensions[mm]	Speaker Position [mm]
Samsung Electronics	SM-F956U		

Hardware Setup

Probe Name	Probe Calibration Date	DAE Name	DAE Calibration Date
EF3DV3 - SN4066	July 12, 2023	DAE4 Sn1343	June 30, 2023

Communication Systems

Band Name	Communication Systems Name	Channel	Frequency [MHz]
GSM 850	GSM-FDD (TDMA, GMSK)	128	824.2

Grid Settings

Extent X [mm]	Extent Y [mm]	Step X [mm]	Step Y [mm]	Distance [mm]
50.0	50.0	10.0	10.0	15.0

Results

Emax [dB(V/m)]	Eavg50x50 max [dB(V/m)]	MIF [dB]	RFail [dB(V/m)]
29.72	27.75	3.63	31.38

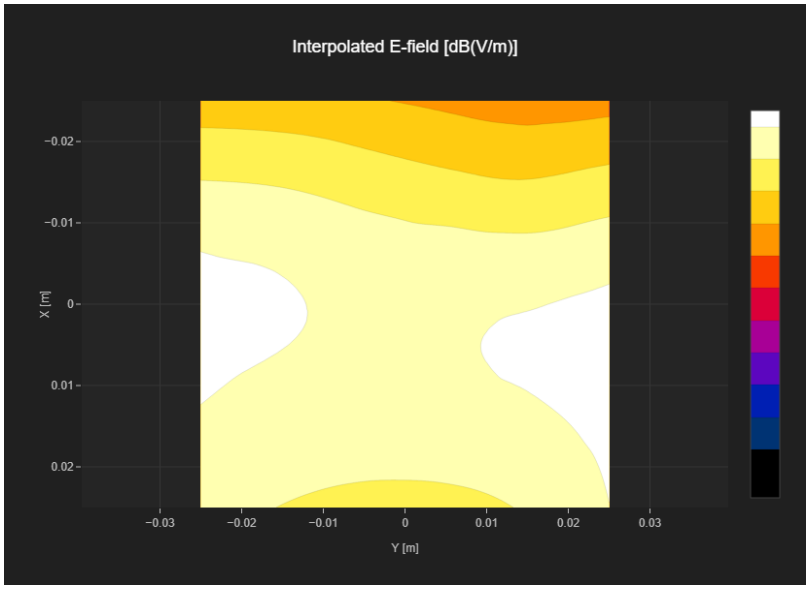

RF Interference Potential Test Report

Measurement performed on April 25

Device Under Test

Manufacturer	Model	Dimensions[mm]	Speaker Position [mm]
Samsung Electronics	SM-F956U		

Hardware Setup

Probe Name	Probe Calibration Date	DAE Name	DAE Calibration Date
EF3DV3 - SN4066	July 12, 2023	DAE4 Sn1343	June 30, 2023

Communication Systems

Band Name	Communication Systems Name	Channel	Frequency [MHz]
GSM 850	GSM-FDD (TDMA, GMSK)	190	836.6

Grid Settings

Extent X [mm]	Extent Y [mm]	Step X [mm]	Step Y [mm]	Distance [mm]
50.0	50.0	10.0	10.0	15.0

Results

Emax [dB(V/m)]	Eavg50x50 max [dB(V/m)]	MIF [dB]	RFail [dB(V/m)]
29.35	28.42	3.63	32.05

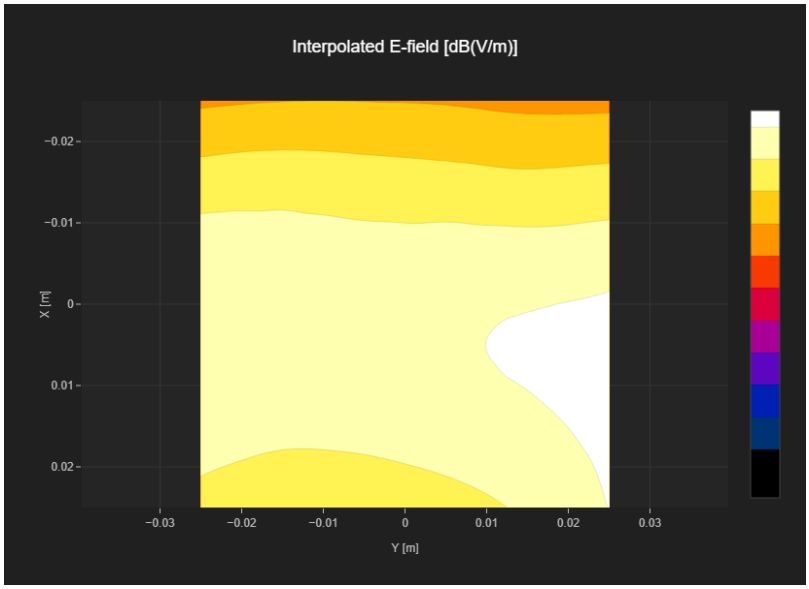

RF Interference Potential Test Report

Measurement performed on April 25

Device Under Test

Manufacturer	Model	Dimensions[mm]	Speaker Position [mm]
Samsung Electronics	SM-F956U		

Hardware Setup

Probe Name	Probe Calibration Date	DAE Name	DAE Calibration Date
EF3DV3 - SN4066	July 12, 2023	DAE4 Sn1343	June 30, 2023

Communication Systems

Band Name	Communication Systems Name	Channel	Frequency [MHz]
GSM 850	GSM-FDD (TDMA, GMSK)	251	848.8

Grid Settings

Extent X [mm]	Extent Y [mm]	Step X [mm]	Step Y [mm]	Distance [mm]
50.0	50.0	10.0	10.0	15.0

Results

Emax [dB(V/m)]	Eavg50x50 max [dB(V/m)]	MIF [dB]	RFail [dB(V/m)]
29.94	27.8	3.63	31.43

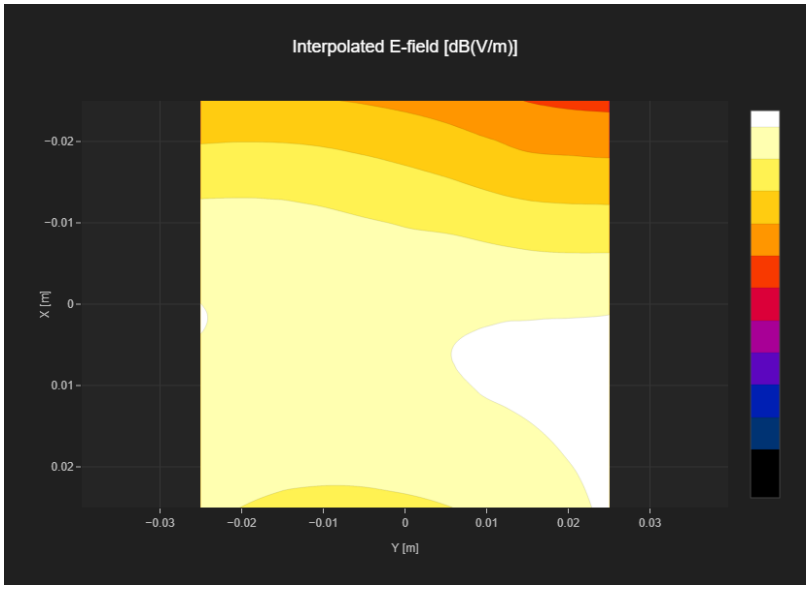

RF Interference Potential Test Report

Measurement performed on April 25

Device Under Test

Manufacturer	Model	Dimensions[mm]	Speaker Position [mm]
Samsung Electronics	SM-F956U		

Hardware Setup

Probe Name	Probe Calibration Date	DAE Name	DAE Calibration Date
EF3DV3 - SN4066	July 12, 2023	DAE4 Sn1343	June 30, 2023

Communication Systems

Band Name	Communication Systems Name	Channel	Frequency [MHz]
PCS 1900	GSM-FDD (TDMA, GMSK)	512	1850.2

Grid Settings

Extent X [mm]	Extent Y [mm]	Step X [mm]	Step Y [mm]	Distance [mm]
50.0	50.0	10.0	10.0	15.0

Results

Emax [dB(V/m)]	Eavg50x50 max [dB(V/m)]	MIF [dB]	RFail [dB(V/m)]
23.91	18.72	3.63	22.35

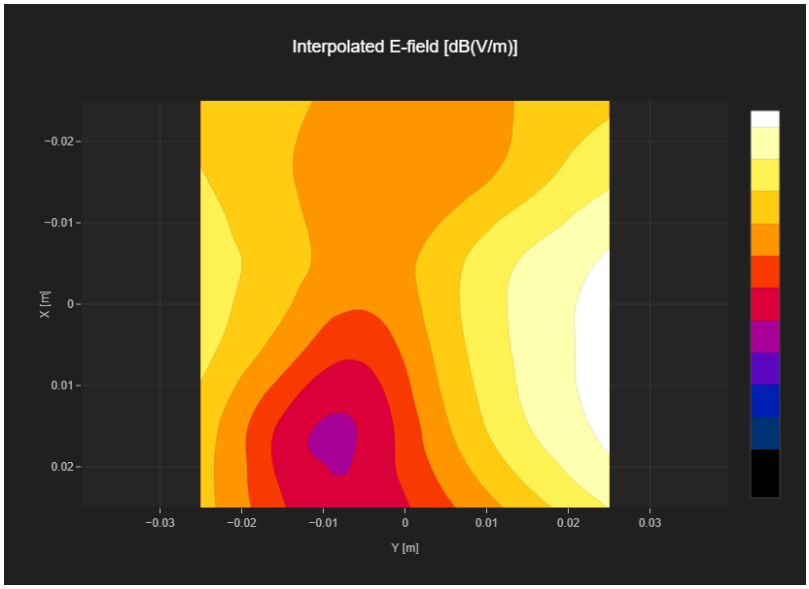

RF Interference Potential Test Report

Measurement performed on April 25

Device Under Test

Manufacturer	Model	Dimensions[mm]	Speaker Position [mm]
Samsung Electronics	SM-F956U		

Hardware Setup

Probe Name	Probe Calibration Date	DAE Name	DAE Calibration Date
EF3DV3 - SN4066	July 12, 2023	DAE4 Sn1343	June 30, 2023

Communication Systems

Band Name	Communication Systems Name	Channel	Frequency [MHz]
PCS 1900	GSM-FDD (TDMA, GMSK)	661	1880.0

Grid Settings

Extent X [mm]	Extent Y [mm]	Step X [mm]	Step Y [mm]	Distance [mm]
50.0	50.0	10.0	10.0	15.0

Results

Emax [dB(V/m)]	Eavg50x50 max [dB(V/m)]	MIF [dB]	RFail [dB(V/m)]
24.49	19.12	3.63	22.75

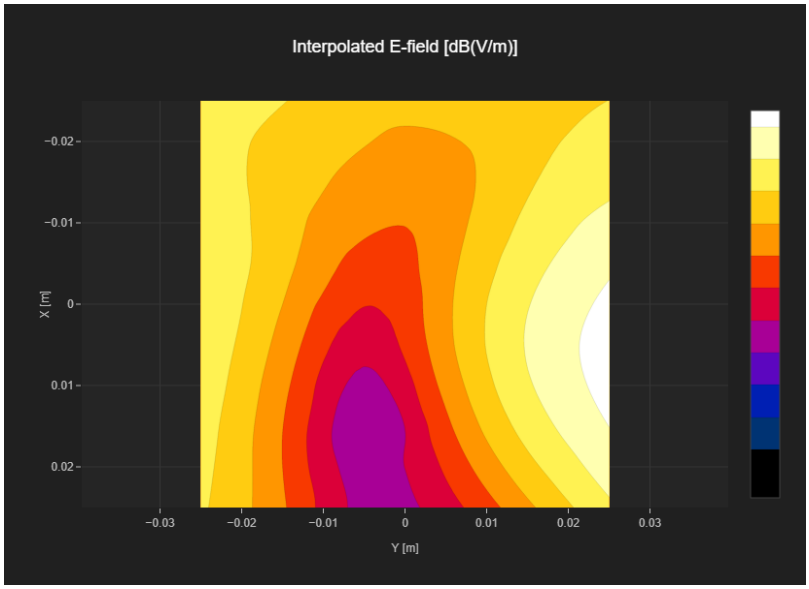

RF Interference Potential Test Report

Measurement performed on April 25

Device Under Test

Manufacturer	Model	Dimensions[mm]	Speaker Position [mm]
Samsung Electronics	SM-F956U		

Hardware Setup

Probe Name	Probe Calibration Date	DAE Name	DAE Calibration Date
EF3DV3 - SN4066	July 12, 2023	DAE4 Sn1343	June 30, 2023

Communication Systems

Band Name	Communication Systems Name	Channel	Frequency [MHz]
PCS 1900	GSM-FDD (TDMA, GMSK)	810	1909.8

Grid Settings

Extent X [mm]	Extent Y [mm]	Step X [mm]	Step Y [mm]	Distance [mm]
50.0	50.0	10.0	10.0	15.0

Results

Emax [dB(V/m)]	Eavg50x50 max [dB(V/m)]	MIF [dB]	RFail [dB(V/m)]
23.43	17.79	3.63	21.42

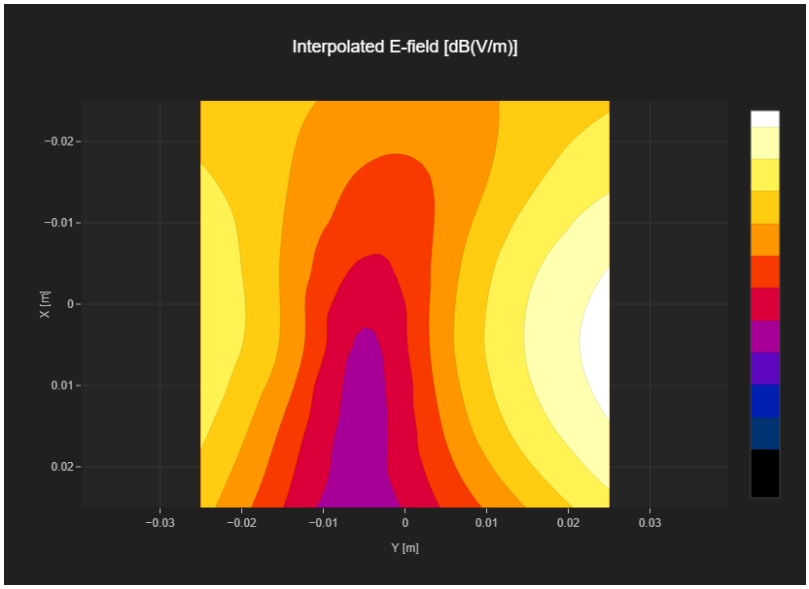

RF Interference Potential Test Report

Measurement performed on April 25

Device Under Test

Manufacturer	Model	Dimensions[mm]	Speaker Position [mm]
Samsung Electronics	SM-F956U		

Hardware Setup

Probe Name	Probe Calibration Date	DAE Name	DAE Calibration Date
EF3DV3 - SN4066	July 12, 2023	DAE4 Sn1343	June 30, 2023

Communication Systems

Band Name	Communication Systems Name	Channel	Frequency [MHz]
Band 41	LTE-TDD (SC-FDMA, 1 RB, 20 MHz, 16-QAM)	39750	2506.0

Grid Settings

Extent X [mm]	Extent Y [mm]	Step X [mm]	Step Y [mm]	Distance [mm]
50.0	50.0	10.0	10.0	15.0

Results

Emax [dB(V/m)]	Eavg50x50 max [dB(V/m)]	MIF [dB]	RFail [dB(V/m)]
22.72	16.76	-1.44	15.32

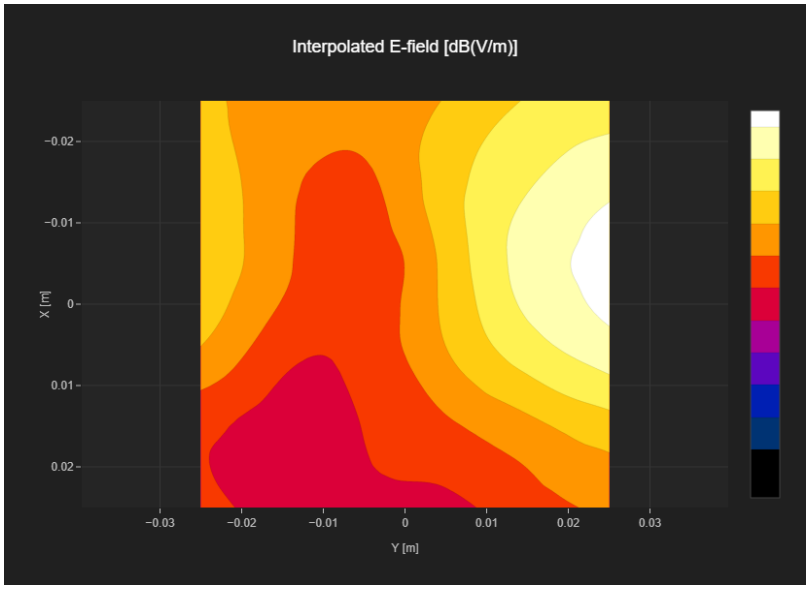

RF Interference Potential Test Report

Measurement performed on April 25

Device Under Test

Manufacturer	Model	Dimensions[mm]	Speaker Position [mm]
Samsung Electronics	SM-F956U		

Hardware Setup

Probe Name	Probe Calibration Date	DAE Name	DAE Calibration Date
EF3DV3 - SN4066	July 12, 2023	DAE4 Sn1343	June 30, 2023

Communication Systems

Band Name	Communication Systems Name	Channel	Frequency [MHz]
Band 41	LTE-TDD (SC-FDMA, 1 RB, 20 MHz, 16-QAM)	40185	2549.5

Grid Settings

Extent X [mm]	Extent Y [mm]	Step X [mm]	Step Y [mm]	Distance [mm]
50.0	50.0	10.0	10.0	15.0

Results

Emax [dB(V/m)]	Eavg50x50 max [dB(V/m)]	MIF [dB]	RFail [dB(V/m)]
22.62	16.67	-1.44	15.23

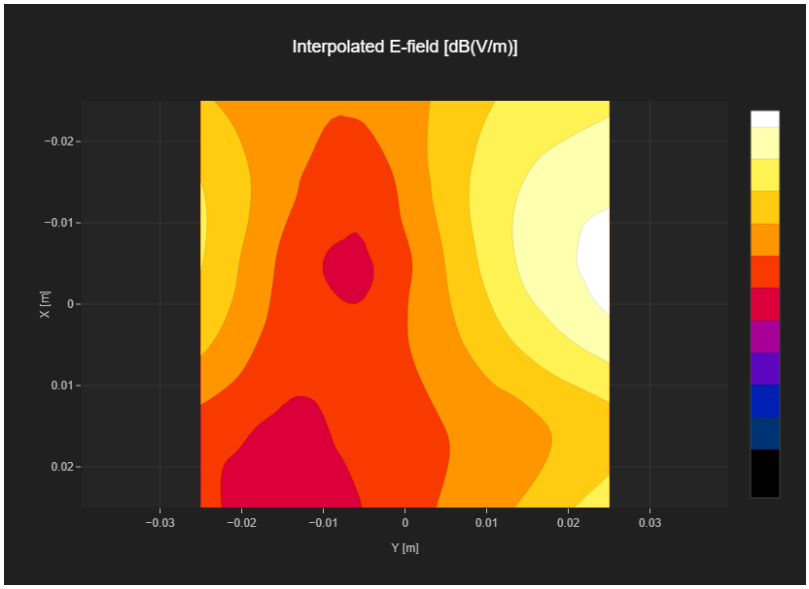

RF Interference Potential Test Report

Measurement performed on April 25

Device Under Test

Manufacturer	Model	Dimensions[mm]	Speaker Position [mm]
Samsung Electronics	SM-F956U		

Hardware Setup

Probe Name	Probe Calibration Date	DAE Name	DAE Calibration Date
EF3DV3 - SN4066	July 12, 2023	DAE4 Sn1343	June 30, 2023

Communication Systems

Band Name	Communication Systems Name	Channel	Frequency [MHz]
Band 41	LTE-TDD (SC-FDMA, 1 RB, 20 MHz, 16-QAM)	40620	2593.0

Grid Settings

Extent X [mm]	Extent Y [mm]	Step X [mm]	Step Y [mm]	Distance [mm]
50.0	50.0	10.0	10.0	15.0

Results

Emax [dB(V/m)]	Eavg50x50 max [dB(V/m)]	MIF [dB]	RFail [dB(V/m)]
19.72	15.53	-1.44	14.09

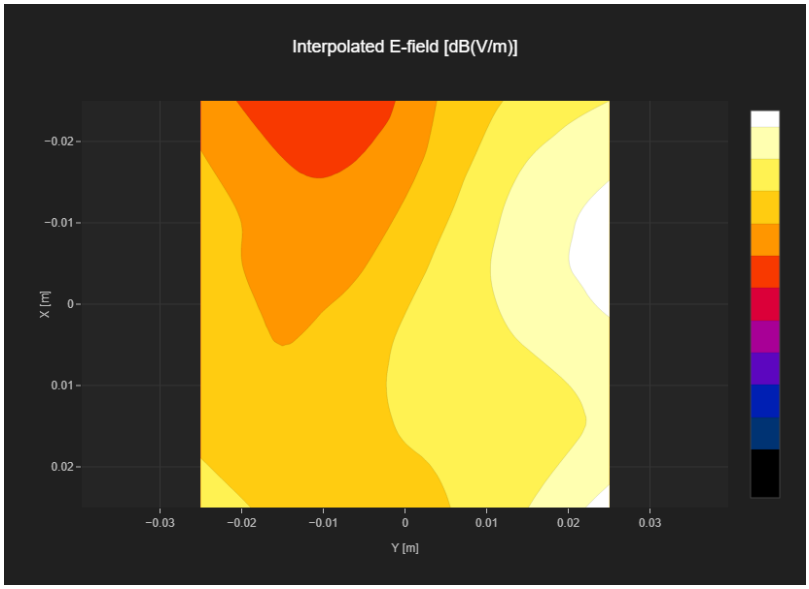

RF Interference Potential Test Report

Measurement performed on April 25

Device Under Test

Manufacturer	Model	Dimensions[mm]	Speaker Position [mm]
Samsung Electronics	SM-F956U		

Hardware Setup

Probe Name	Probe Calibration Date	DAE Name	DAE Calibration Date
EF3DV3 - SN4066	July 12, 2023	DAE4 Sn1343	June 30, 2023

Communication Systems

Band Name	Communication Systems Name	Channel	Frequency [MHz]
Band 41	LTE-TDD (SC-FDMA, 1 RB, 20 MHz, 16-QAM)	41055	2636.5

Grid Settings

Extent X [mm]	Extent Y [mm]	Step X [mm]	Step Y [mm]	Distance [mm]
50.0	50.0	10.0	10.0	15.0

Results

Emax [dB(V/m)]	Eavg50x50 max [dB(V/m)]	MIF [dB]	RFail [dB(V/m)]
21.74	17.07	-1.44	15.63

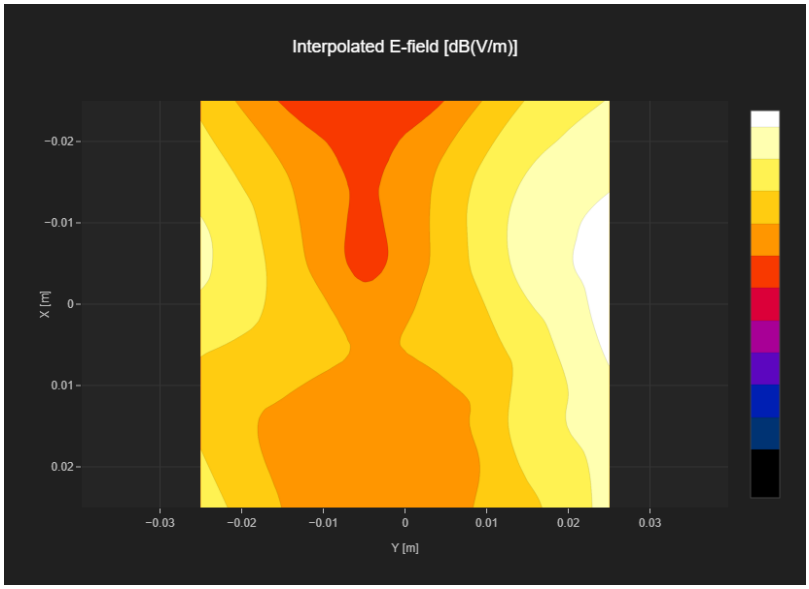

RF Interference Potential Test Report

Measurement performed on April 25

Device Under Test

Manufacturer	Model	Dimensions[mm]	Speaker Position [mm]
Samsung Electronics	SM-F956U		

Hardware Setup

Probe Name	Probe Calibration Date	DAE Name	DAE Calibration Date
EF3DV3 - SN4066	July 12, 2023	DAE4 Sn1343	June 30, 2023

Communication Systems

Band Name	Communication Systems Name	Channel	Frequency [MHz]
Band 41	LTE-TDD (SC-FDMA, 1 RB, 20 MHz, 16-QAM)	41490	2680.0

Grid Settings

Extent X [mm]	Extent Y [mm]	Step X [mm]	Step Y [mm]	Distance [mm]
50.0	50.0	10.0	10.0	15.0

Results

Emax [dB(V/m)]	Eavg50x50 max [dB(V/m)]	MIF [dB]	RFail [dB(V/m)]
19.88	16.34	-1.44	14.9

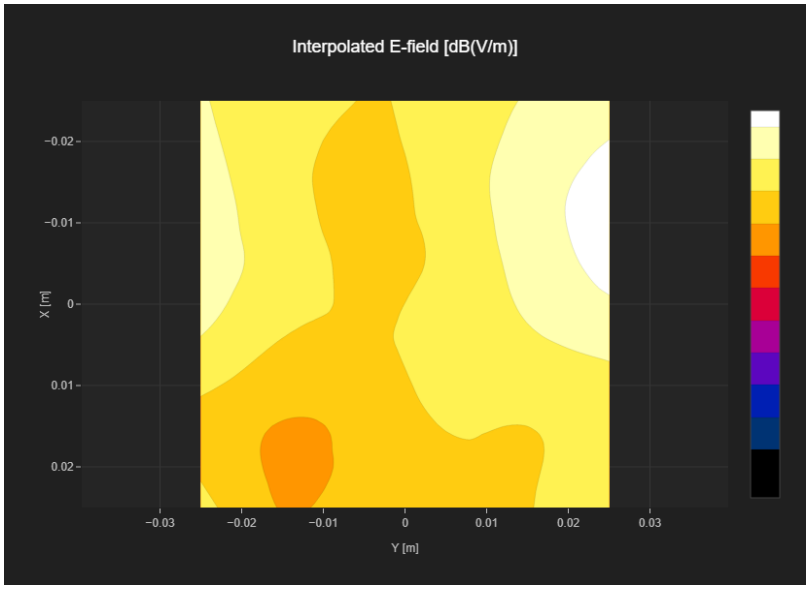

RF Interference Potential Test Report

Measurement performed on April 25

Device Under Test

Manufacturer	Model	Dimensions[mm]	Speaker Position [mm]
Samsung Electronics	SM-F956U		

Hardware Setup

Probe Name	Probe Calibration Date	DAE Name	DAE Calibration Date
EF3DV3 - SN4066	July 12, 2023	DAE4 Sn1343	June 30, 2023

Communication Systems

Band Name	Communication Systems Name	Channel	Frequency [MHz]
Band 41	LTE-TDD (SC-FDMA, 1 RB, 20 MHz, 16-QAM)	39750	2506.0

Grid Settings

Extent X [mm]	Extent Y [mm]	Step X [mm]	Step Y [mm]	Distance [mm]
50.0	50.0	10.0	10.0	15.0

Results

Emax [dB(V/m)]	Eavg50x50 max [dB(V/m)]	MIF [dB]	RFail [dB(V/m)]
22.71	16.56	-1.44	15.12

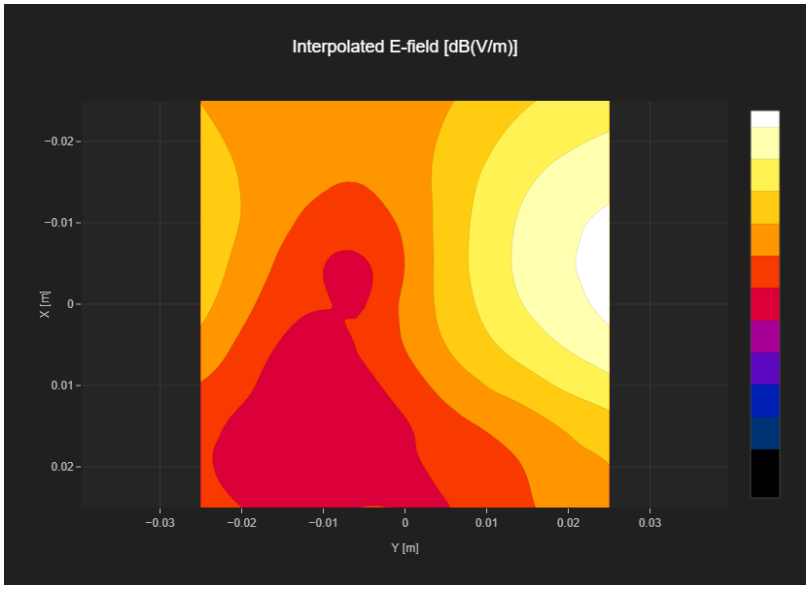

RF Interference Potential Test Report

Measurement performed on April 25

Device Under Test

Manufacturer	Model	Dimensions[mm]	Speaker Position [mm]
Samsung Electronics	SM-F956U		

Hardware Setup

Probe Name	Probe Calibration Date	DAE Name	DAE Calibration Date
EF3DV3 - SN4066	July 12, 2023	DAE4 Sn1343	June 30, 2023

Communication Systems

Band Name	Communication Systems Name	Channel	Frequency [MHz]
Band 41	LTE-TDD (SC-FDMA, 1 RB, 20 MHz, 16-QAM)	40185	2549.5

Grid Settings

Extent X [mm]	Extent Y [mm]	Step X [mm]	Step Y [mm]	Distance [mm]
50.0	50.0	10.0	10.0	15.0

Results

Emax [dB(V/m)]	Eavg50x50 max [dB(V/m)]	MIF [dB]	RFail [dB(V/m)]
22.6	16.93	-1.44	15.49

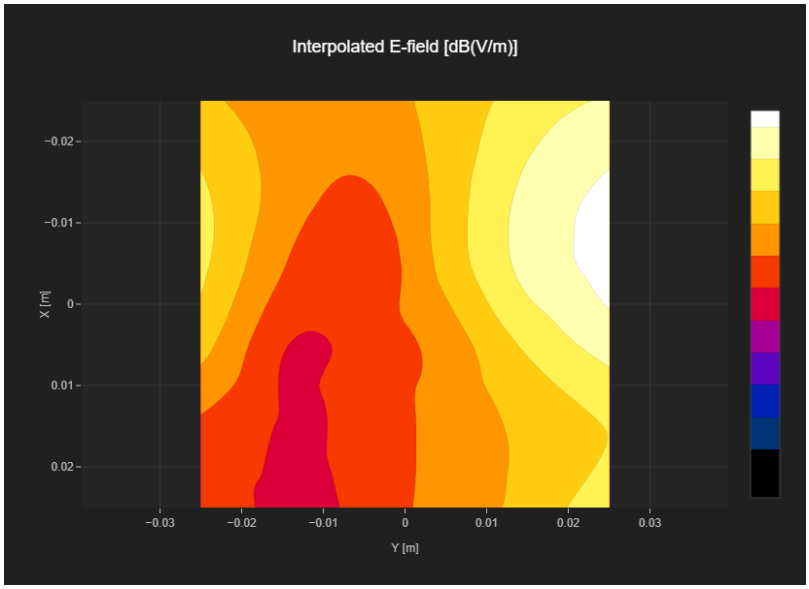

RF Interference Potential Test Report

Measurement performed on April 25

Device Under Test

Manufacturer	Model	Dimensions[mm]	Speaker Position [mm]
Samsung Electronics	SM-F956U		

Hardware Setup

Probe Name	Probe Calibration Date	DAE Name	DAE Calibration Date
EF3DV3 - SN4066	July 12, 2023	DAE4 Sn1343	June 30, 2023

Communication Systems

Band Name	Communication Systems Name	Channel	Frequency [MHz]
Band 41	LTE-TDD (SC-FDMA, 1 RB, 20 MHz, 16-QAM)	40620	2593.0

Grid Settings

Extent X [mm]	Extent Y [mm]	Step X [mm]	Step Y [mm]	Distance [mm]
50.0	50.0	10.0	10.0	15.0

Results

Emax [dB(V/m)]	Eavg50x50 max [dB(V/m)]	MIF [dB]	RFail [dB(V/m)]
19.87	15.52	-1.44	14.08

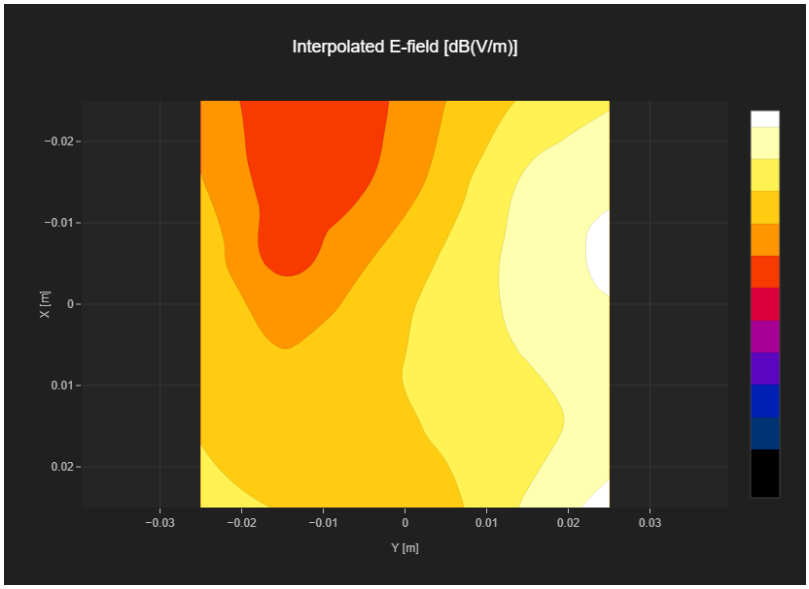

RF Interference Potential Test Report

Measurement performed on April 25

Device Under Test

Manufacturer	Model	Dimensions[mm]	Speaker Position [mm]
Samsung Electronics	SM-F956U		

Hardware Setup

Probe Name	Probe Calibration Date	DAE Name	DAE Calibration Date
EF3DV3 - SN4066	July 12, 2023	DAE4 Sn1343	June 30, 2023

Communication Systems

Band Name	Communication Systems Name	Channel	Frequency [MHz]
Band 41	LTE-TDD (SC-FDMA, 1 RB, 20 MHz, 16-QAM)	41055	2636.5

Grid Settings

Extent X [mm]	Extent Y [mm]	Step X [mm]	Step Y [mm]	Distance [mm]
50.0	50.0	10.0	10.0	15.0

Results

Emax [dB(V/m)]	Eavg50x50 max [dB(V/m)]	MIF [dB]	RFail [dB(V/m)]
22.4	17.37	-1.44	15.93

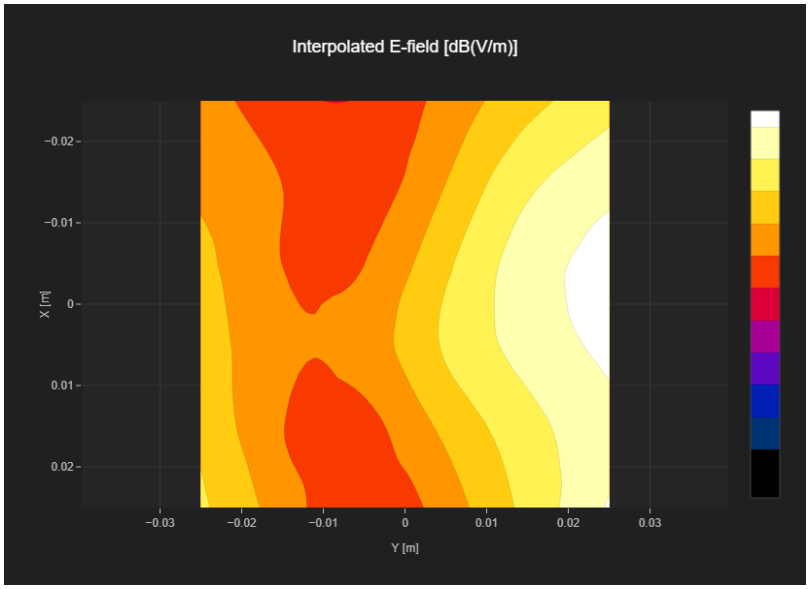

RF Interference Potential Test Report

Measurement performed on April 25

Device Under Test

Manufacturer	Model	Dimensions[mm]	Speaker Position [mm]
Samsung Electronics	SM-F956U		

Hardware Setup

Probe Name	Probe Calibration Date	DAE Name	DAE Calibration Date
EF3DV3 - SN4066	July 12, 2023	DAE4 Sn1343	June 30, 2023

Communication Systems

Band Name	Communication Systems Name	Channel	Frequency [MHz]
Band 41	LTE-TDD (SC-FDMA, 1 RB, 20 MHz, 16-QAM)	41490	2680.0

Grid Settings

Extent X [mm]	Extent Y [mm]	Step X [mm]	Step Y [mm]	Distance [mm]
50.0	50.0	10.0	10.0	15.0

Results

Emax [dB(V/m)]	Eavg50x50 max [dB(V/m)]	MIF [dB]	RFail [dB(V/m)]
20.5	17.02	-1.44	15.58

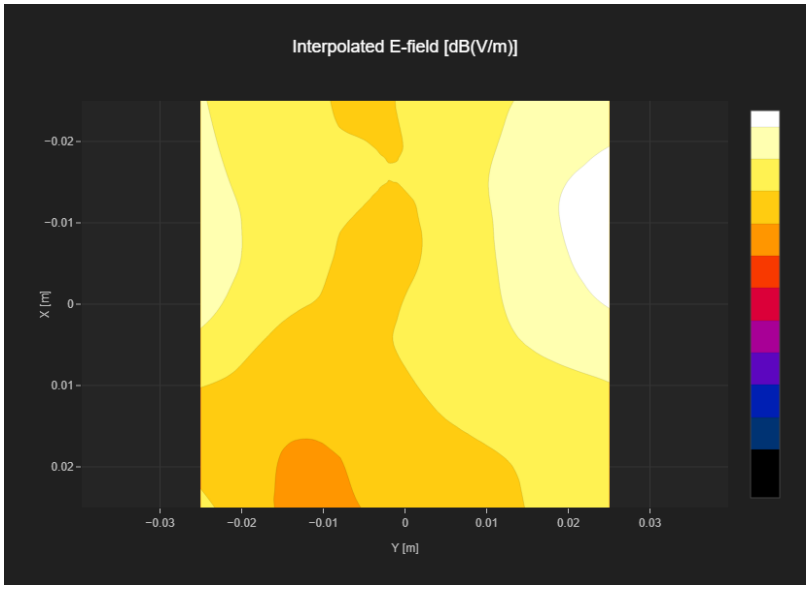

RF Interference Potential Test Report

Measurement performed on April 25

Device Under Test

Manufacturer	Model	Dimensions[mm]	Speaker Position [mm]
Samsung Electronics	SM-F956U		

Hardware Setup

Probe Name	Probe Calibration Date	DAE Name	DAE Calibration Date
EF3DV3 - SN4066	July 12, 2023	DAE4 Sn1343	June 30, 2023

Communication Systems

Band Name	Communication Systems Name	Channel	Frequency [MHz]
Band n41	5G NR (DFT-s-OFDM, 1 RB, 100 MHz, QPSK, 30 kHz)	509202	2546.01

Grid Settings

Extent X [mm]	Extent Y [mm]	Step X [mm]	Step Y [mm]	Distance [mm]
50.0	50.0	10.0	10.0	15.0

Results

Emax [dB(V/m)]	Eavg50x50 max [dB(V/m)]	MIF [dB]	RFail [dB(V/m)]
19.47	14.26	-1.64	12.62

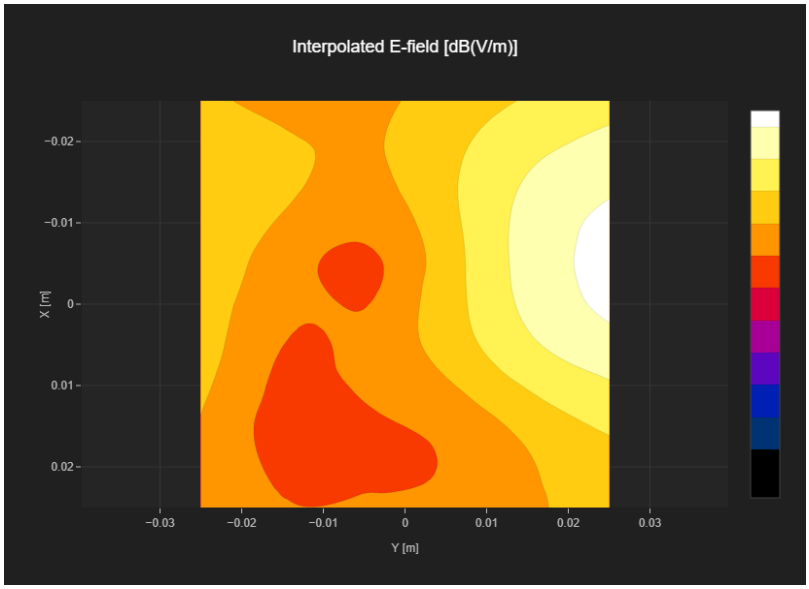

RF Interference Potential Test Report

Measurement performed on April 25

Device Under Test

Manufacturer	Model	Dimensions[mm]	Speaker Position [mm]
Samsung Electronics	SM-F956U		

Hardware Setup

Probe Name	Probe Calibration Date	DAE Name	DAE Calibration Date
EF3DV3 - SN4066	July 12, 2023	DAE4 Sn1343	June 30, 2023

Communication Systems

Band Name	Communication Systems Name	Channel	Frequency [MHz]
Band n41	5G NR (DFT-s-OFDM, 1 RB, 100 MHz, QPSK, 30 kHz)	518598	2592.99

Grid Settings

Extent X [mm]	Extent Y [mm]	Step X [mm]	Step Y [mm]	Distance [mm]
50.0	50.0	10.0	10.0	15.0

Results

Emax [dB(V/m)]	Eavg50x50 max [dB(V/m)]	MIF [dB]	RFail [dB(V/m)]
19.31	14.63	-1.64	12.99

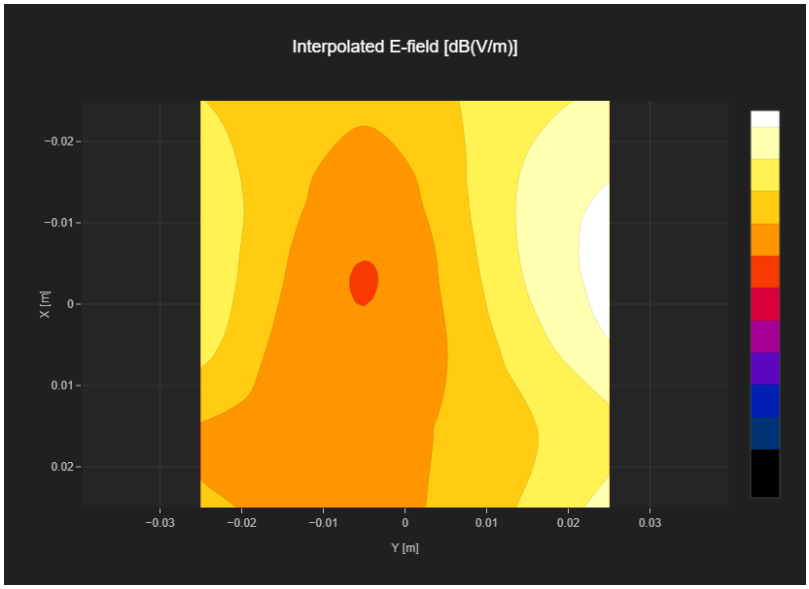

RF Interference Potential Test Report

Measurement performed on April 25

Device Under Test

Manufacturer	Model	Dimensions[mm]	Speaker Position [mm]
Samsung Electronics	SM-F956U		

Hardware Setup

Probe Name	Probe Calibration Date	DAE Name	DAE Calibration Date
EF3DV3 - SN4066	July 12, 2023	DAE4 Sn1343	June 30, 2023

Communication Systems

Band Name	Communication Systems Name	Channel	Frequency [MHz]
Band n41	5G NR (DFT-s-OFDM, 1 RB, 100 MHz, QPSK, 30 kHz)	528000	2640.0

Grid Settings

Extent X [mm]	Extent Y [mm]	Step X [mm]	Step Y [mm]	Distance [mm]
50.0	50.0	10.0	10.0	15.0

Results

Emax [dB(V/m)]	Eavg50x50 max [dB(V/m)]	MIF [dB]	RFail [dB(V/m)]
17.36	13.75	-1.64	12.11

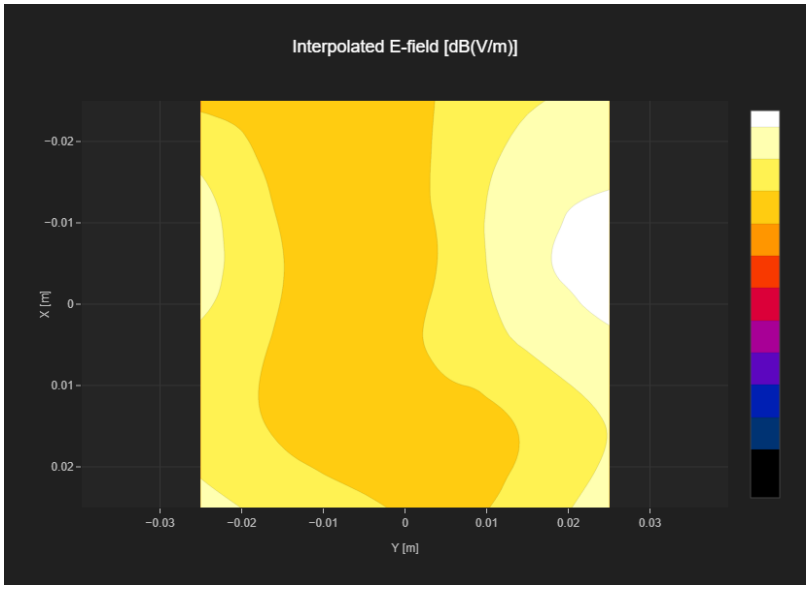

RF Interference Potential Test Report

Measurement performed on April 25

Device Under Test

Manufacturer	Model	Dimensions[mm]	Speaker Position [mm]
Samsung Electronics	SM-F956U		

Hardware Setup

Probe Name	Probe Calibration Date	DAE Name	DAE Calibration Date
EF3DV3 - SN4066	July 12, 2023	DAE4 Sn1343	June 30, 2023

Communication Systems

Band Name	Communication Systems Name	Channel	Frequency [MHz]
Band n77	5G NR (DFT-s-OFDM, 1 RB, 100 MHz, QPSK, 30 kHz)	633334	3500.01

Grid Settings

Extent X [mm]	Extent Y [mm]	Step X [mm]	Step Y [mm]	Distance [mm]
50.0	50.0	10.0	10.0	15.0

Results

Emax [dB(V/m)]	Eavg50x50 max [dB(V/m)]	MIF [dB]	RFail [dB(V/m)]
25.69	23.12	-1.64	21.48

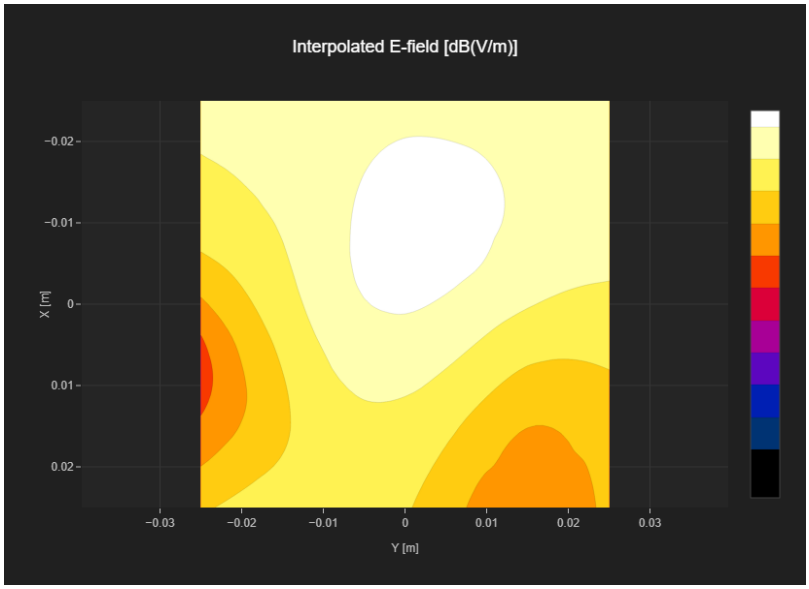

RF Interference Potential Test Report

Measurement performed on April 25

Device Under Test

Manufacturer	Model	Dimensions[mm]	Speaker Position [mm]
Samsung Electronics	SM-F956U		

Hardware Setup

Probe Name	Probe Calibration Date	DAE Name	DAE Calibration Date
EF3DV3 - SN4066	July 12, 2023	DAE4 Sn1343	June 30, 2023

Communication Systems

Band Name	Communication Systems Name	Channel	Frequency [MHz]
Band n77	5G NR (DFT-s-OFDM, 1 RB, 100 MHz, QPSK, 30 kHz)	650000	3750.0

Grid Settings

Extent X [mm]	Extent Y [mm]	Step X [mm]	Step Y [mm]	Distance [mm]
50.0	50.0	10.0	10.0	15.0

Results

Emax [dB(V/m)]	Eavg50x50 max [dB(V/m)]	MIF [dB]	RFail [dB(V/m)]
26.65	24.6	-1.64	22.96

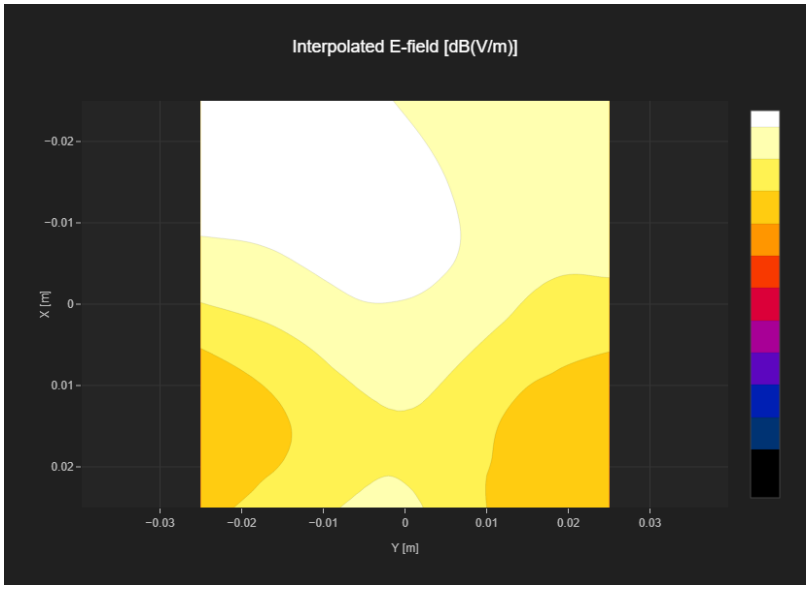

RF Interference Potential Test Report

Measurement performed on April 25

Device Under Test

Manufacturer	Model	Dimensions[mm]	Speaker Position [mm]
Samsung Electronics	SM-F956U		

Hardware Setup

Probe Name	Probe Calibration Date	DAE Name	DAE Calibration Date
EF3DV3 - SN4066	July 12, 2023	DAE4 Sn1343	June 30, 2023

Communication Systems

Band Name	Communication Systems Name	Channel	Frequency [MHz]
Band n77	5G NR (DFT-s-OFDM, 1 RB, 100 MHz, QPSK, 30 kHz)	662000	3930.0

Grid Settings

Extent X [mm]	Extent Y [mm]	Step X [mm]	Step Y [mm]	Distance [mm]
50.0	50.0	10.0	10.0	15.0

Results

Emax [dB(V/m)]	Eavg50x50 max [dB(V/m)]	MIF [dB]	RFail [dB(V/m)]
27.48	24.99	-1.64	23.35

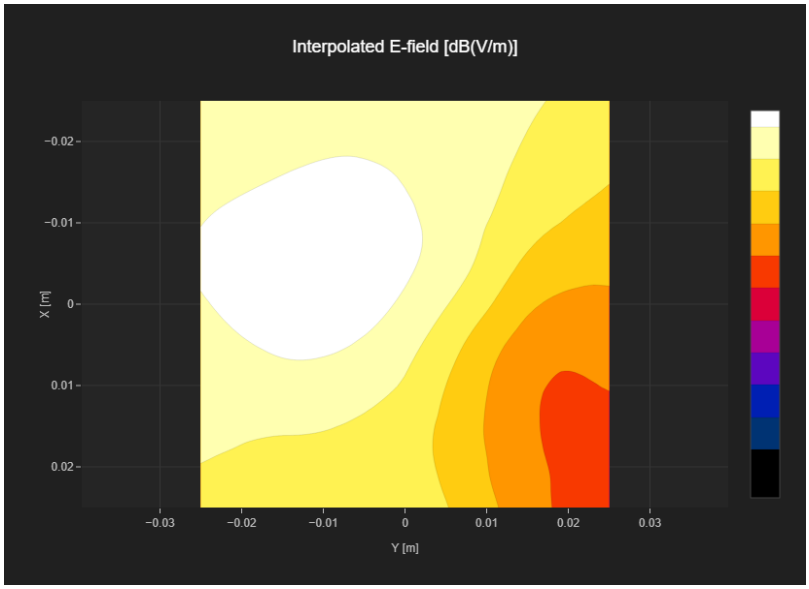

RF Interference Potential Test Report

Measurement performed on April 25

Device Under Test

Manufacturer	Model	Dimensions[mm]	Speaker Position [mm]
Samsung Electronics	SM-F956U		

Hardware Setup

Probe Name	Probe Calibration Date	DAE Name	DAE Calibration Date
EF3DV3 - SN4066	July 12, 2023	DAE4 Sn1343	June 30, 2023

Communication Systems

Band Name	Communication Systems Name	Channel	Frequency [MHz]
GSM 850	GSM-FDD (TDMA, GMSK)	190	836.6

Grid Settings

Extent X [mm]	Extent Y [mm]	Step X [mm]	Step Y [mm]	Distance [mm]
50.0	50.0	10.0	10.0	15.0

Results

Emax [dB(V/m)]	Eavg50x50 max [dB(V/m)]	MIF [dB]	RFail [dB(V/m)]
30.75	28.3	3.63	31.93

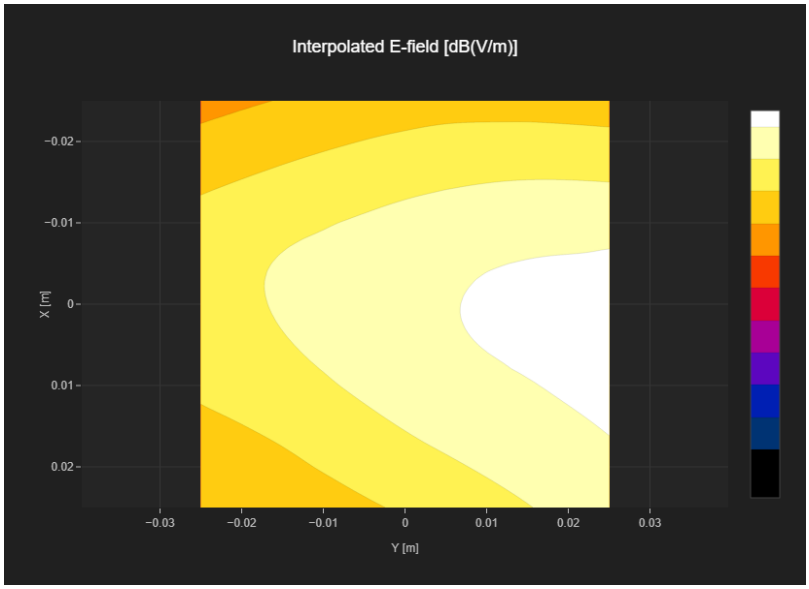

RF Interference Potential Test Report

Measurement performed on April 25

Device Under Test

Manufacturer	Model	Dimensions[mm]	Speaker Position [mm]
Samsung Electronics	SM-F956U		

Hardware Setup

Probe Name	Probe Calibration Date	DAE Name	DAE Calibration Date
EF3DV3 - SN4066	July 12, 2023	DAE4 Sn1343	June 30, 2023

Communication Systems

Band Name	Communication Systems Name	Channel	Frequency [MHz]
Band 41	LTE-TDD (SC-FDMA, 1 RB, 20 MHz, 16-QAM)	41055	2636.5

Grid Settings

Extent X [mm]	Extent Y [mm]	Step X [mm]	Step Y [mm]	Distance [mm]
50.0	50.0	10.0	10.0	15.0

Results

Emax [dB(V/m)]	Eavg50x50 max [dB(V/m)]	MIF [dB]	RFail [dB(V/m)]
19.97	15.88	-1.44	14.44

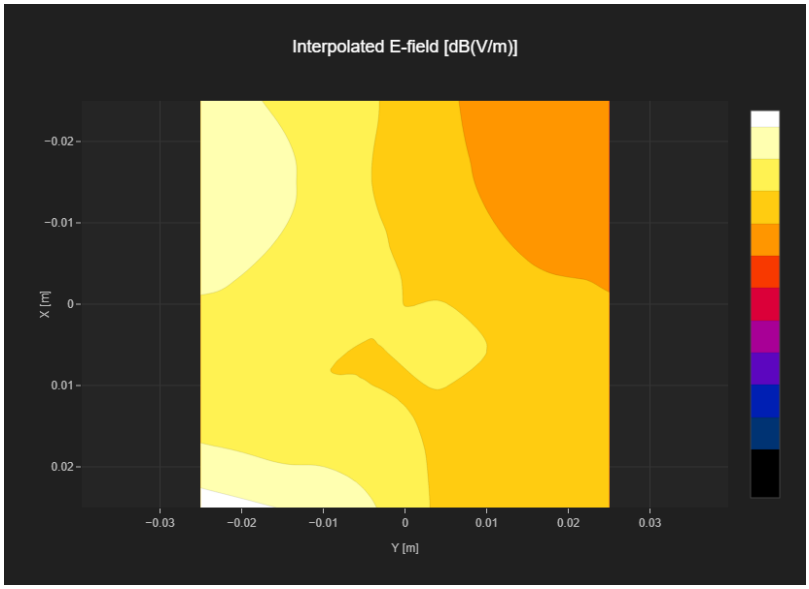

RF Interference Potential Test Report

Measurement performed on April 25

Device Under Test

Manufacturer	Model	Dimensions[mm]	Speaker Position [mm]
Samsung Electronics	SM-F956U		

Hardware Setup

Probe Name	Probe Calibration Date	DAE Name	DAE Calibration Date
EF3DV3 - SN4066	July 12, 2023	DAE4 Sn1343	June 30, 2023

Communication Systems

Band Name	Communication Systems Name	Channel	Frequency [MHz]
Band n77	5G NR (DFT-s-OFDM, 1 RB, 100 MHz, QPSK, 30 kHz)	662000	3930.0

Grid Settings

Extent X [mm]	Extent Y [mm]	Step X [mm]	Step Y [mm]	Distance [mm]
50.0	50.0	10.0	10.0	15.0

Results
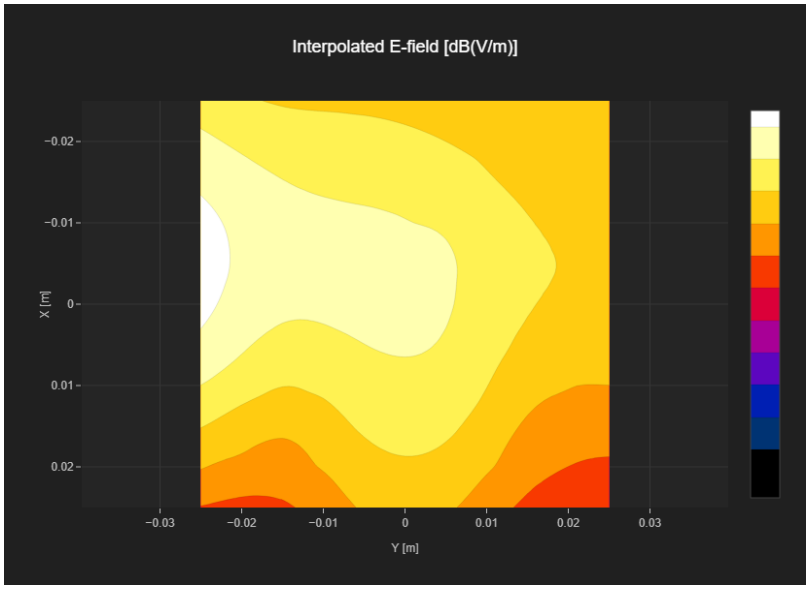
Emax [dB(V/m)]	Eavg50x50 max [dB(V/m)]	MIF [dB]	RFail [dB(V/m)]
26.76	24.92	-1.64	23.28