Frequency Response, H-field, Channel 5

f/(Hz)	H-field/(A/m) Applied			H-field/(A/m) Reading			Difference/(dB)			Tolerance/(dB)
	x	y	z	x	y	z	x	y	z	
3000	1.53	1.53	1.53	1.53	1.53	1.53	0.00	0.00	0.00	±0.3
3200	1.53	1.53	1.53	1.54	1.52	1.54	0.06	−0.06	0.06	±0.3
4000	1.52	1.52	1.52	1.52	1.52	1.52	0.00	0.00	0.00	±0.3
5200	1.51	1.51	1.51	1.50	1.51	1.51	−0.06	0.00	0.00	±0.3
6600	1.50	1.50	1.50	1.51	1.49	1.50	0.06	−0.06	0.00	±0.3
8200	1.49	1.49	1.49	1.48	1.49	1.49	−0.06	0.00	0.00	±0.3
9000	1.48	1.48	1.48	1.48	1.48	1.48	0.00	0.00	0.00	±0.3
10600	4.32	4.26	4.25	4.30	4.27	4.26	−0.04	0.02	0.02	±0.3
13400	4.34	4.32	4.31	4.33	4.33	4.32	−0.02	0.02	0.02	±0.3
17000	4.34	4.32	4.31	4.35	4.32	4.31	0.02	0.00	0.00	±0.3
21400	4.37	4.33	4.33	4.34	4.32	4.33	−0.06	−0.02	0.00	±0.3
27200	4.37	4.33	4.32	4.37	4.33	4.32	0.00	0.00	0.00	±0.3
34400	4.36	4.34	4.33	4.35	4.34	4.34	−0.02	0.00	0.02	±0.3
40000	4.36	4.33	4.33	4.36	4.33	4.33	0.00	0.00	0.00	±0.3
43600	4.35	4.33	4.32	4.34	4.33	4.31	−0.02	0.00	−0.02	±0.3
55400	4.34	4.32	4.31	4.33	4.31	4.31	−0.02	−0.02	0.00	±0.3
70000	4.33	4.31	4.30	4.32	4.31	4.30	−0.02	0.00	0.00	±0.3
88800	4.31	4.29	4.29	4.31	4.29	4.29	0.00	0.00	0.00	±0.3
112400	4.30	4.28	4.27	4.30	4.28	4.27	0.00	0.00	0.00	±0.3
142400	4.28	4.26	4.26	4.28	4.27	4.26	0.00	0.02	0.00	±0.3
161750	4.26	4.25	4.24	4.26	4.25	4.24	0.00	0.00	0.00	±0.3
180400	4.26	4.24	4.23	4.25	4.24	4.23	−0.02	0.00	0.00	±0.3
228400	4.23	4.21	4.20	4.22	4.21	4.20	−0.02	0.00	0.00	±0.3
289400	4.19	4.17	4.16	4.18	4.18	4.17	−0.02	0.02	0.02	±0.3
366400	4.15	4.13	4.12	4.15	4.14	4.13	0.00	0.02	0.02	±0.3
400000	4.13	4.12	4.11	4.13	4.12	4.10	0.00	0.00	−0.02	±0.3
464000	4.11	4.09	4.08	4.10	4.09	4.08	−0.02	0.00	0.00	±0.3
587800	4.06	4.05	4.04	4.06	4.05	4.04	0.00	0.00	0.00	±0.3
744200	4.01	4.00	3.99	4.01	4.00	3.99	0.00	0.00	0.00	±0.3
942600	4.00	3.99	3.98	4.01	3.99	3.98	0.02	0.00	0.00	±0.3
1193600	3.98	3.97	3.96	3.97	3.97	3.96	−0.02	0.00	0.00	±0.3
1511600	3.97	3.96	3.95	3.97	3.96	3.95	0.00	0.00	0.00	±0.3
1914400	3.96	3.94	3.93	3.96	3.94	3.93	0.00	0.00	0.00	±0.3
2424400	3.94	3.93	3.92	3.94	3.93	3.92	0.00	0.00	0.00	±0.3
3070200	3.91	3.90	3.89	3.91	3.90	3.88	0.00	0.00	−0.02	±0.3
3888000	3.85	3.84	3.83	3.84	3.85	3.83	−0.02	0.02	0.00	±0.3
4000000	3.85	3.83	3.82	3.84	3.84	3.83	−0.02	0.02	0.02	±0.3
4923800	3.78	3.77	3.76	3.79	3.77	3.76	0.02	0.00	0.00	±0.3
6235400	3.67	3.66	3.66	3.67	3.67	3.66	0.00	0.02	0.00	±0.3
7896400	3.53	3.52	3.51	3.52	3.49	3.51	−0.02	−0.07	0.00	±0.3
10000000	3.38	3.37	3.37	3.38	3.36	3.33	0.00	−0.03	−0.10	±0.3

SPEAG H-field frequency response tolerance criteria[1]:
±0.3dB for applied H-fields at calibration points from 3kHz to 10MHz

[1] Calibration uncertainty not taken into account (shared risk 50%).

Unless otherwise specified, no part of this report may be reproduced or utilized in any part, form or by any means, electronic or mechanical, including photocopying and microfilm, without permission in writing from Element. If you have any questions about this or have an enquiry about obtaining additional rights to this report or assembly of contents thereof, please contact CT.INFO@ELEMENT.COM.

Frequency Response, H-field, Channel 6

f/(Hz)	H-field/(A/m) Applied			H-field/(A/m) Reading			Difference/(dB)			Tolerance/(dB)
	x	y	z	x	y	z	x	y	z	
3000	1.53	1.53	1.53	1.53	1.53	1.53	0.00	0.00	0.00	±0.3
3200	1.53	1.53	1.53	1.54	1.52	1.55	0.06	−0.06	0.11	±0.3
4000	1.52	1.52	1.52	1.52	1.52	1.51	0.00	0.00	−0.06	±0.3
5200	1.51	1.51	1.51	1.50	1.51	1.51	−0.06	0.00	0.00	±0.3
6600	1.50	1.50	1.50	1.53	1.50	1.48	0.17	0.00	−0.12	±0.3
8200	1.49	1.49	1.49	1.49	1.49	1.49	0.00	0.00	0.00	±0.3
9000	1.48	1.48	1.48	1.48	1.48	1.48	0.00	0.00	0.00	±0.3
10600	4.32	4.26	4.25	4.35	4.26	4.27	0.06	0.00	0.04	±0.3
13400	4.34	4.32	4.31	4.33	4.31	4.30	−0.02	−0.02	−0.02	±0.3
17000	4.34	4.32	4.31	4.34	4.32	4.31	0.00	0.00	0.00	±0.3
21400	4.37	4.33	4.33	4.36	4.33	4.33	−0.02	0.00	0.00	±0.3
27200	4.37	4.33	4.32	4.36	4.33	4.31	−0.02	0.00	−0.02	±0.3
34400	4.36	4.34	4.33	4.35	4.34	4.34	−0.02	0.00	0.02	±0.3
40000	4.36	4.33	4.33	4.35	4.33	4.32	−0.02	0.00	−0.02	±0.3
43600	4.35	4.33	4.32	4.35	4.32	4.31	0.00	−0.02	−0.02	±0.3
55400	4.34	4.32	4.31	4.33	4.31	4.30	−0.02	−0.02	−0.02	±0.3
70000	4.33	4.31	4.30	4.32	4.30	4.29	−0.02	−0.02	−0.02	±0.3
88800	4.31	4.29	4.29	4.31	4.29	4.28	0.00	0.00	−0.02	±0.3
112400	4.30	4.28	4.27	4.30	4.29	4.27	0.00	0.02	0.00	±0.3
142400	4.28	4.26	4.26	4.28	4.27	4.25	0.00	0.02	−0.02	±0.3
161750	4.26	4.25	4.24	4.26	4.25	4.24	0.00	0.00	0.00	±0.3
180400	4.26	4.24	4.23	4.25	4.24	4.23	−0.02	0.00	0.00	±0.3
228400	4.23	4.21	4.20	4.22	4.21	4.20	−0.02	0.00	0.00	±0.3
289400	4.19	4.17	4.16	4.19	4.17	4.16	0.00	0.00	0.00	±0.3
366400	4.15	4.13	4.12	4.15	4.13	4.12	0.00	0.00	0.00	±0.3
400000	4.13	4.12	4.11	4.13	4.11	4.11	0.00	−0.02	0.00	±0.3
464000	4.11	4.09	4.08	4.11	4.09	4.08	0.00	0.00	0.00	±0.3
587800	4.06	4.05	4.04	4.06	4.05	4.04	0.00	0.00	0.00	±0.3
744200	4.01	4.00	3.99	4.01	4.00	4.00	0.00	0.00	0.02	±0.3
942600	4.00	3.99	3.98	4.00	3.99	3.99	0.00	0.00	0.02	±0.3
1193600	3.98	3.97	3.96	3.97	3.99	3.96	−0.02	0.04	0.00	±0.3
1511600	3.97	3.96	3.95	3.97	3.96	3.96	0.00	0.00	0.02	±0.3
1914400	3.96	3.94	3.93	3.96	3.94	3.93	0.00	0.00	0.00	±0.3
2424400	3.94	3.93	3.92	3.92	3.93	3.92	−0.04	0.00	0.00	±0.3
3070200	3.91	3.90	3.89	3.91	3.90	3.89	0.00	0.00	0.00	±0.3
3888000	3.85	3.84	3.83	3.84	3.84	3.83	−0.02	0.00	0.00	±0.3
4000000	3.85	3.83	3.82	3.84	3.83	3.83	−0.02	0.00	0.02	±0.3
4923800	3.78	3.77	3.76	3.80	3.77	3.76	0.05	0.00	0.00	±0.3
6235400	3.67	3.66	3.66	3.66	3.65	3.66	−0.02	−0.02	0.00	±0.3
7896400	3.53	3.52	3.51	3.51	3.50	3.50	−0.05	0.05	−0.02	±0.3
10000000	3.38	3.37	3.37	3.37	3.36	3.33	−0.03	−0.03	−0.10	±0.3

SPEAG H-field frequency response tolerance criteria[1]:
±0.3dB for applied H-fields at calibration points from 3kHz to 10MHz

[1] Calibration uncertainty not taken into account (shared risk 50%).

Unless otherwise specified, no part of this report may be reproduced or utilized in any part, form or by any means, electronic or mechanical, including photocopying and microfilm, without permission in writing from Element. If you have any questions about this or have an enquiry about obtaining additional rights to this report or assembly of contents thereof, please contact CT.INFO@ELEMENT.COM.

Frequency Response, H-field, Channel 7

f/(Hz)	H-field/(A/m) Applied			H-field/(A/m) Reading			Difference/(dB)			Tolerance/(dB)
	x	y	z	x	y	z	x	y	z	
3000	1.53	1.53	1.53	1.53	1.53	1.53	0.00	0.00	0.00	±0.3
3200	1.53	1.53	1.53	1.54	1.53	1.54	0.06	0.00	0.06	±0.3
4000	1.52	1.52	1.52	1.53	1.52	1.52	0.06	0.00	0.00	±0.3
5200	1.51	1.51	1.51	1.51	1.52	1.51	0.00	0.06	0.00	±0.3
6600	1.50	1.50	1.50	1.50	1.50	1.50	0.00	0.00	0.00	±0.3
8200	1.49	1.49	1.49	1.49	1.48	1.49	0.00	−0.06	0.00	±0.3
9000	1.48	1.48	1.48	1.49	1.48	1.48	0.06	0.00	0.00	±0.3
10600	4.32	4.26	4.25	4.30	4.26	4.28	−0.04	0.00	0.06	±0.3
13400	4.34	4.32	4.31	4.34	4.34	4.32	0.00	0.04	0.02	±0.3
17000	4.34	4.32	4.31	4.35	4.33	4.32	0.02	0.02	0.02	±0.3
21400	4.37	4.33	4.33	4.35	4.34	4.31	−0.04	0.02	−0.04	±0.3
27200	4.37	4.33	4.32	4.36	4.33	4.32	−0.02	0.00	0.00	±0.3
34400	4.36	4.34	4.33	4.36	4.34	4.34	0.00	0.00	0.02	±0.3
40000	4.36	4.33	4.33	4.35	4.33	4.32	−0.02	0.00	−0.02	±0.3
43600	4.35	4.33	4.32	4.35	4.33	4.31	0.00	0.00	−0.02	±0.3
55400	4.34	4.32	4.31	4.33	4.32	4.31	−0.02	0.00	0.00	±0.3
70000	4.33	4.31	4.30	4.32	4.30	4.29	−0.02	−0.02	−0.02	±0.3
88800	4.31	4.29	4.29	4.32	4.30	4.29	0.02	0.02	0.00	±0.3
112400	4.30	4.28	4.27	4.29	4.29	4.27	−0.02	0.02	0.00	±0.3
142400	4.28	4.26	4.26	4.29	4.28	4.26	0.02	0.04	0.00	±0.3
161750	4.26	4.25	4.24	4.26	4.25	4.24	0.00	0.00	0.00	±0.3
180400	4.26	4.24	4.23	4.26	4.24	4.23	0.00	0.00	0.00	±0.3
228400	4.23	4.21	4.20	4.22	4.21	4.20	−0.02	0.00	0.00	±0.3
289400	4.19	4.17	4.16	4.18	4.17	4.17	−0.02	0.00	0.02	±0.3
366400	4.15	4.13	4.12	4.15	4.13	4.13	0.00	0.00	0.02	±0.3
400000	4.13	4.12	4.11	4.13	4.12	4.11	0.00	0.00	0.00	±0.3
464000	4.11	4.09	4.08	4.10	4.09	4.08	−0.02	0.00	0.00	±0.3
587800	4.06	4.05	4.04	4.06	4.05	4.04	0.00	0.00	0.00	±0.3
744200	4.01	4.00	3.99	4.01	4.00	4.00	0.00	0.00	0.02	±0.3
942600	4.00	3.99	3.98	4.00	4.00	3.99	0.00	0.02	0.02	±0.3
1193600	3.98	3.97	3.96	3.98	3.97	3.96	0.00	0.00	0.00	±0.3
1511600	3.97	3.96	3.95	3.97	3.96	3.95	0.00	0.00	0.00	±0.3
1914400	3.96	3.94	3.93	3.96	3.94	3.92	0.00	0.00	−0.02	±0.3
2424400	3.94	3.93	3.92	3.94	3.92	3.92	0.00	−0.02	0.00	±0.3
3070200	3.91	3.90	3.89	3.91	3.90	3.88	0.00	0.00	−0.02	±0.3
3888000	3.85	3.84	3.83	3.85	3.84	3.82	0.00	0.00	−0.02	±0.3
4000000	3.85	3.83	3.82	3.85	3.84	3.83	0.00	0.02	0.02	±0.3
4923800	3.78	3.77	3.76	3.79	3.77	3.76	0.02	0.00	0.00	±0.3
6235400	3.67	3.66	3.66	3.67	3.66	3.65	0.00	0.00	−0.02	±0.3
7896400	3.53	3.52	3.51	3.52	3.50	3.49	−0.02	−0.05	−0.05	±0.3
10000000	3.38	3.37	3.37	3.35	3.36	3.26	−0.08	−0.03	−0.29	±0.3

SPEAG H-field frequency response tolerance criteria[1]:
±0.3dB for applied H-fields at calibration points from 3kHz to 10MHz

[1] Calibration uncertainty not taken into account (shared risk 50%).

Unless otherwise specified, no part of this report may be reproduced or utilized in any part, form or by any means, electronic or mechanical, including photocopying and microfilm, without permission in writing from Element. If you have any questions about this or have an enquiry about obtaining additional rights to this report or assembly of contents thereof, please contact CT.INFO@ELEMENT.COM.

Frequency Response, E-field, Channel 0

f/(Hz)	E-field/(V/m) Applied			E-field/(V/m) Reading			Difference/(dB)			Tolerance/(dB)
	x	y	z	x	y	z	x	y	z	
3000	169	169	172	169	169	172	0.00	0.00	0.00	±0.3
3200	167	167	162	167	167	161	0.00	0.00	−0.05	±0.3
4000	175	175	170	175	175	170	0.00	0.00	0.00	±0.3
5200	165	165	163	164	164	163	−0.05	−0.05	0.00	±0.3
6600	163	163	160	163	163	160	0.00	0.00	0.00	±0.3
8200	162	162	159	162	162	158	0.00	0.00	−0.05	±0.3
9000	163	163	164	163	163	163	0.00	0.00	−0.05	±0.3
10600	166	166	159	166	166	159	0.00	0.00	0.00	±0.3
13400	163	163	162	164	163	162	0.05	0.00	0.00	±0.3
17000	161	161	163	162	161	163	0.05	0.00	0.00	±0.3
21400	157	157	158	157	157	158	0.00	0.00	0.00	±0.3
27200	158	158	157	159	158	157	0.05	0.00	0.00	±0.3
34400	162	162	159	163	162	159	0.05	0.00	0.00	±0.3
40000	161	161	161	162	161	160	0.05	0.00	−0.05	±0.3
43600	162	162	160	162	162	160	0.00	0.00	0.00	±0.3
55400	161	161	159	161	161	159	0.00	0.00	0.00	±0.3
70000	162	162	160	162	162	159	0.00	0.00	−0.05	±0.3
88800	161	161	160	162	162	160	0.05	0.05	0.00	±0.3
112400	161	161	160	161	161	160	0.00	0.00	0.00	±0.3
142400	162	162	160	162	162	160	0.00	0.00	0.00	±0.3
161750	163	163	162	163	163	162	0.00	0.00	0.00	±0.3
180400	164	164	162	164	164	162	0.00	0.00	0.00	±0.3
228400	165	165	163	165	165	163	0.00	0.00	0.00	±0.3
289400	166	166	164	166	166	164	0.00	0.00	0.00	±0.3
366400	166	166	165	166	166	164	0.00	0.00	−0.05	±0.3
400000	167	167	165	167	167	165	0.00	0.00	0.00	±0.3
464000	168	168	166	168	168	166	0.00	0.00	0.00	±0.3
587800	169	169	167	170	169	167	0.05	0.00	0.00	±0.3
744200	169	169	167	170	169	167	0.05	0.00	0.00	±0.3
942600	170	170	168	170	170	168	0.00	0.00	0.00	±0.3
1193600	171	171	169	171	171	169	0.00	0.00	0.00	±0.3
1511600	170	170	169	170	170	168	0.00	0.00	−0.05	±0.3
1914400	170	170	168	170	170	168	0.00	0.00	0.00	±0.3
2424400	170	170	168	170	170	168	0.00	0.00	0.00	±0.3
3070200	171	171	169	170	170	169	−0.05	−0.05	0.00	±0.3
3888000	171	171	169	171	171	169	0.00	0.00	0.00	±0.3
4000000	171	171	169	171	171	169	0.00	0.00	0.00	±0.3
4923800	172	172	170	172	172	170	0.00	0.00	0.00	±0.3
6235400	174	174	172	174	173	172	0.00	−0.05	0.00	±0.3
7896400	180	180	179	180	180	178	0.00	0.00	−0.05	±0.3
10000000	201	201	199	200	200	199	−0.04	−0.04	0.00	±0.3

SPEAG E-field frequency response tolerance criteria[1]:
±0.3dB for applied E-fields at calibration points from 3kHz to 10MHz

[1]Calibration uncertainty not taken into account (shared risk 50%).

Unless otherwise specified, no part of this report may be reproduced or utilized in any part, form or by any means, electronic or mechanical, including photocopying and microfilm, without permission in writing from Element. If you have any questions about this or have an enquiry about obtaining additional rights to this report or assembly of contents thereof, please contact CT.INFO@ELEMENT.COM.

Isotropy H-Field

H-Field Receiving Pattern (ϕ), $\vartheta = 0°$

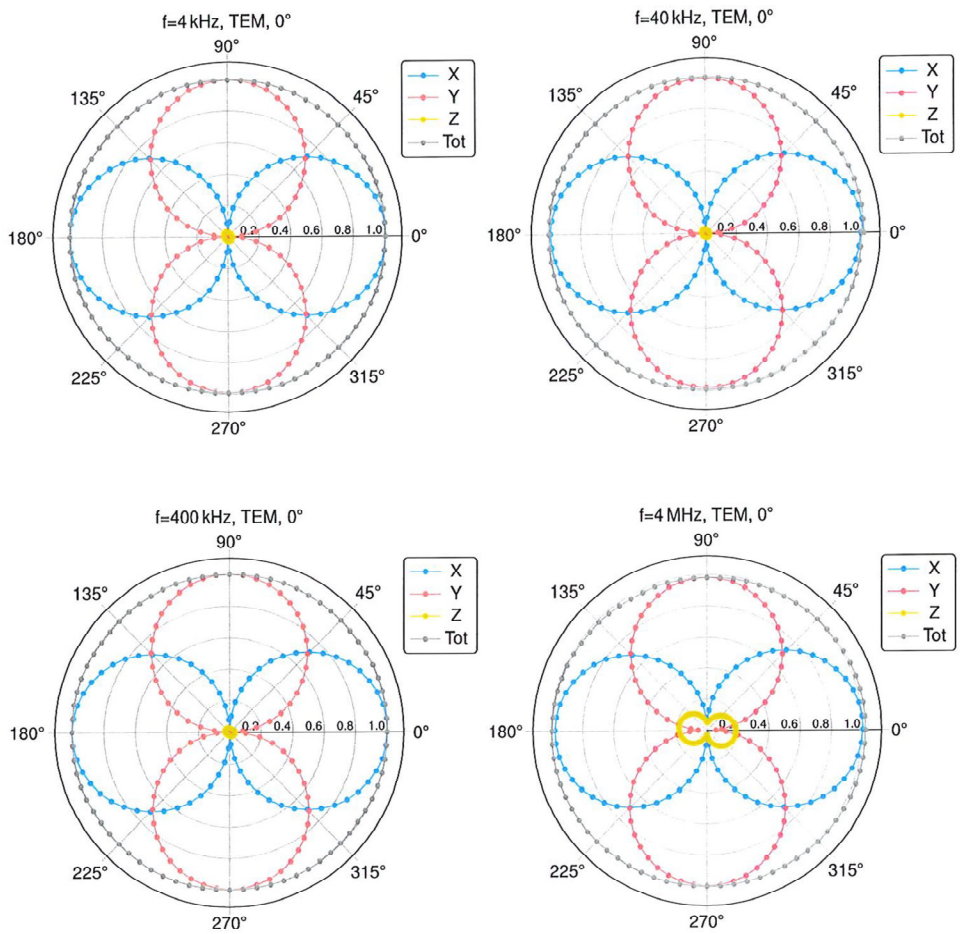

Unless otherwise specified, no part of this report may be reproduced or utilized in any part, form or by any means, electronic or mechanical, including photocopying and microfilm, without permission in writing from Element. If you have any questions about this or have an enquiry about obtaining additional rights to this report or assembly of contents thereof, please contact CT.INFO@ELEMENT.COM.

H-Field Receiving Pattern (ϕ), $\vartheta = 90°$

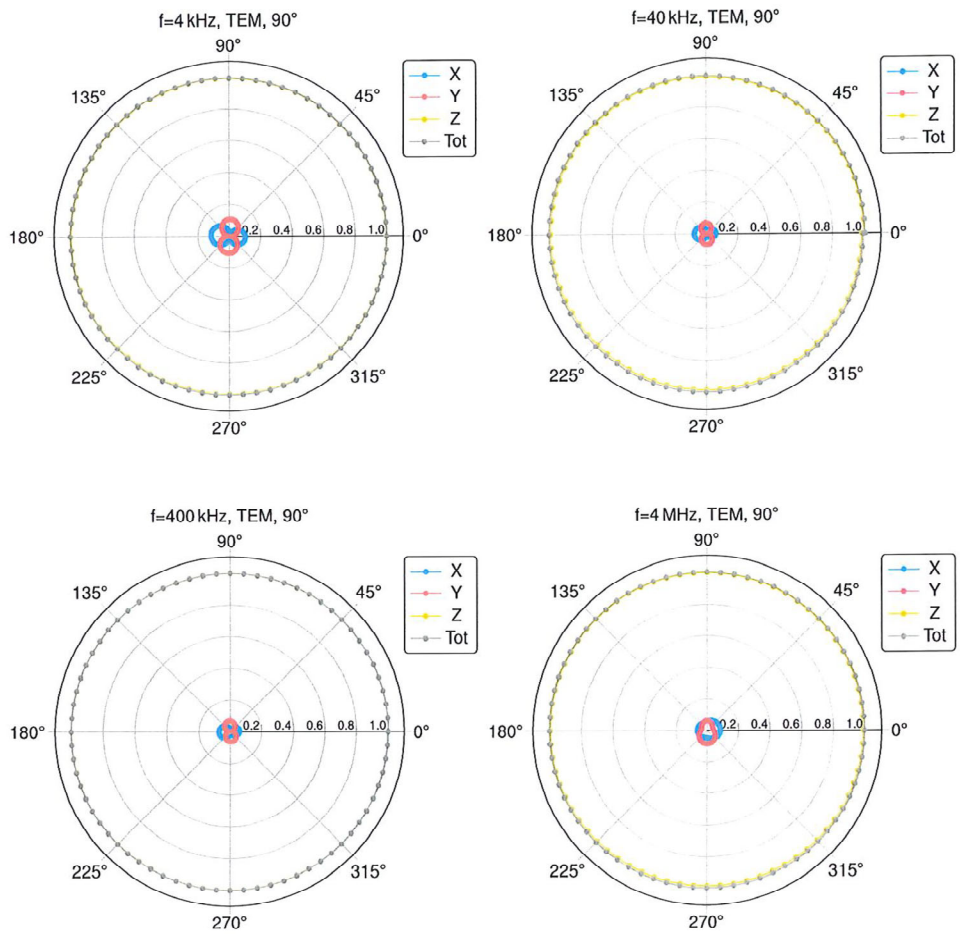

Unless otherwise specified, no part of this report may be reproduced or utilized in any part, form or by any means, electronic or mechanical, including photocopying and microfilm, without permission in writing from Element. If you have any questions about this or have an enquiry about obtaining additional rights to this report or assembly of contents thereof, please contact CT.INFO@ELEMENT.COM.

H-Field Receiving Pattern (ϕ), $\vartheta = 0°$

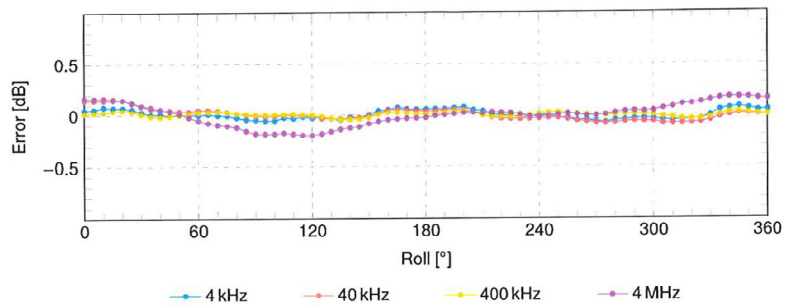

H-Field Receiving Pattern (ϕ), $\vartheta = 90°$

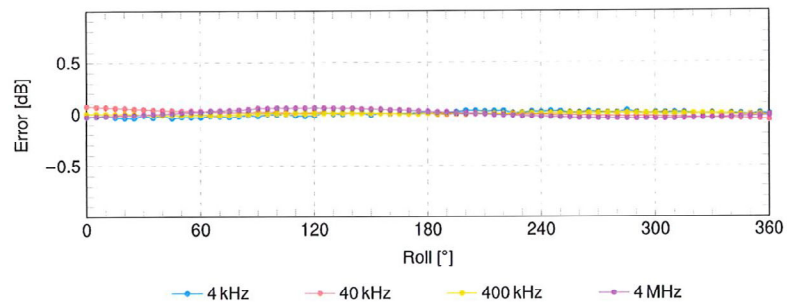

SPEAG axial deviation from the ideal response tolerance for H-field: ±0.6 dB

Unless otherwise specified, no part of this report may be reproduced or utilized in any part, form or by any means, electronic or mechanical, including photocopying and microfilm, without permission in writing from Element. If you have any questions about this or have an enquiry about obtaining additional rights to this report or assembly of contents thereof, please contact CT.INFO@ELEMENT.COM.

Isotropy E-Field

E-Field Receiving Pattern (ϕ), $\vartheta = 0°$

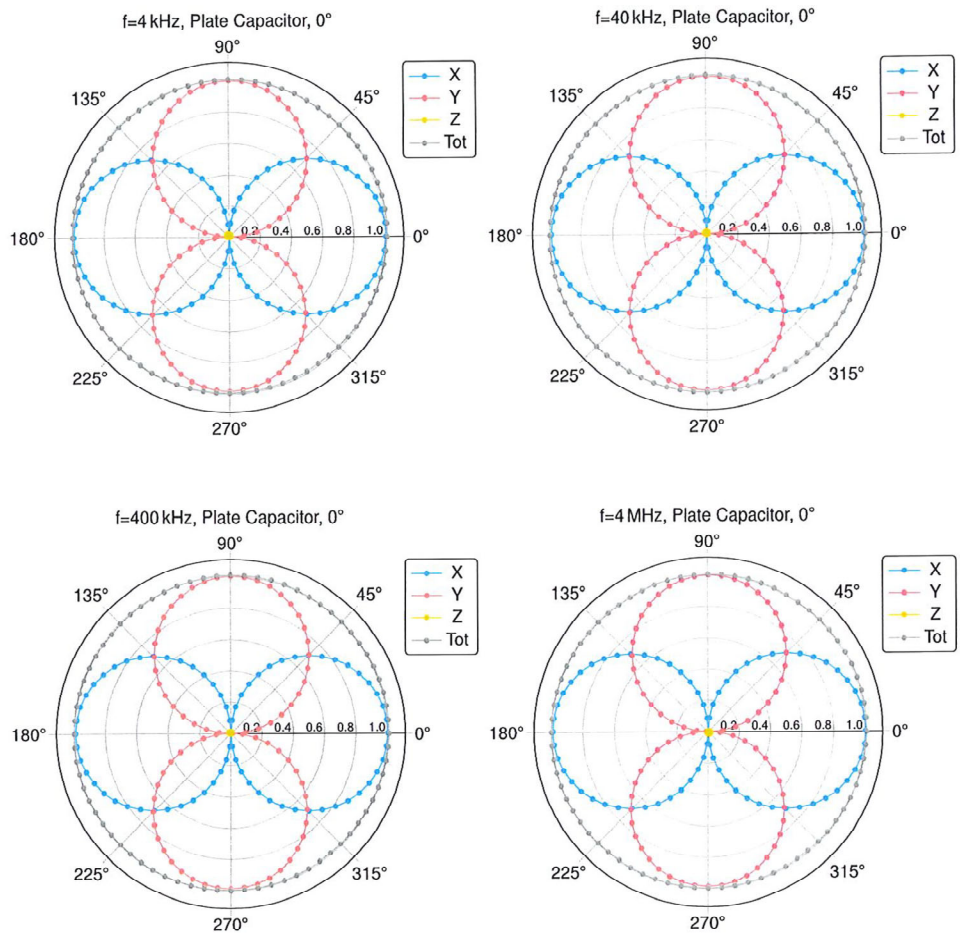

Unless otherwise specified, no part of this report may be reproduced or utilized in any part, form or by any means, electronic or mechanical, including photocopying and microfilm, without permission in writing from Element. If you have any questions about this or have an enquiry about obtaining additional rights to this report or assembly of contents thereof, please contact CT.INFO@ELEMENT.COM.

E-Field Receiving Pattern (ϕ), $\vartheta = 90°$

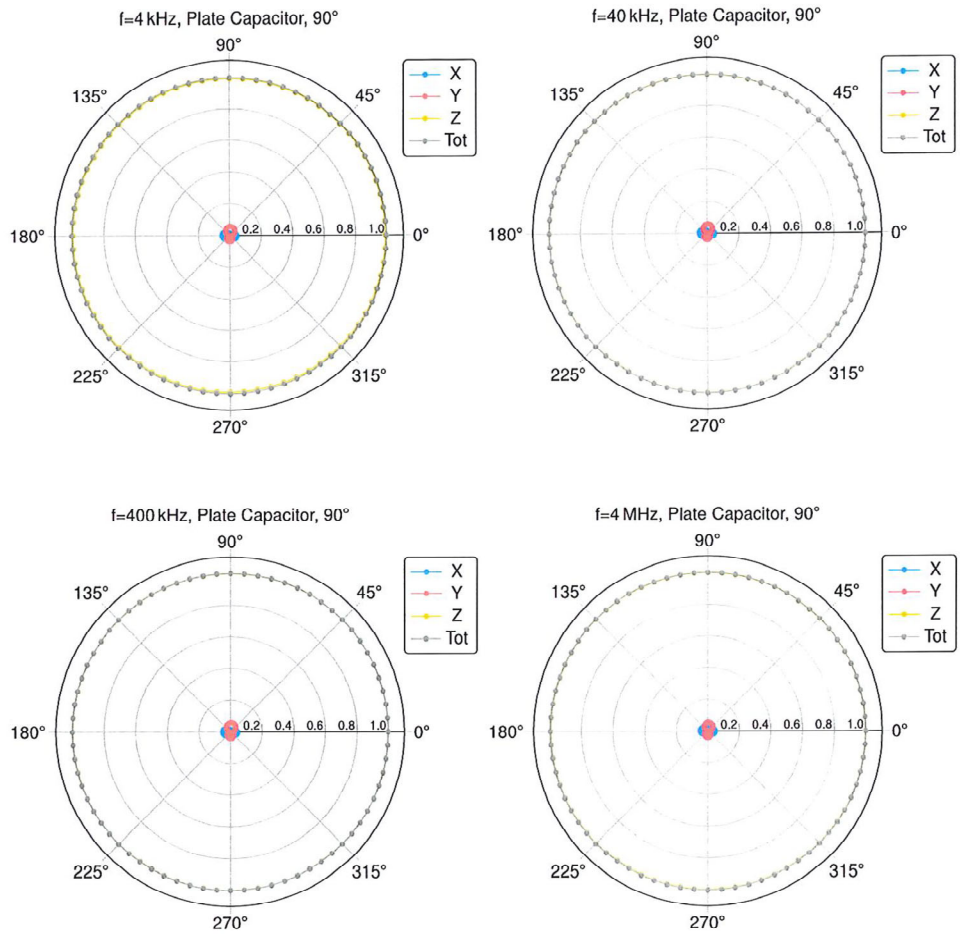

Unless otherwise specified, no part of this report may be reproduced or utilized in any part, form or by any means, electronic or mechanical, including photocopying and microfilm, without permission in writing from Element. If you have any questions about this or have an enquiry about obtaining additional rights to this report or assembly of contents thereof, please contact CT.INFO@ELEMENT.COM.

E-Field Receiving Pattern (ϕ), $\vartheta = 0°$

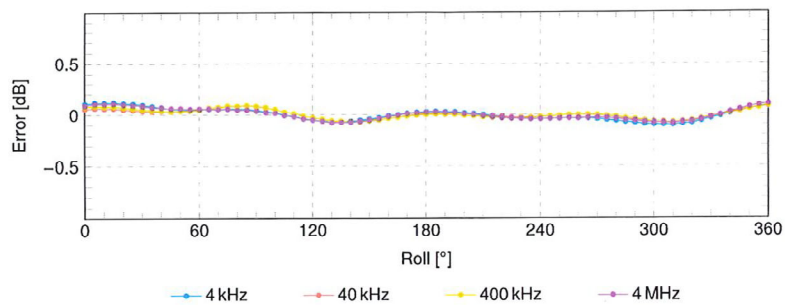

E-Field Receiving Pattern (ϕ), $\vartheta = 90°$

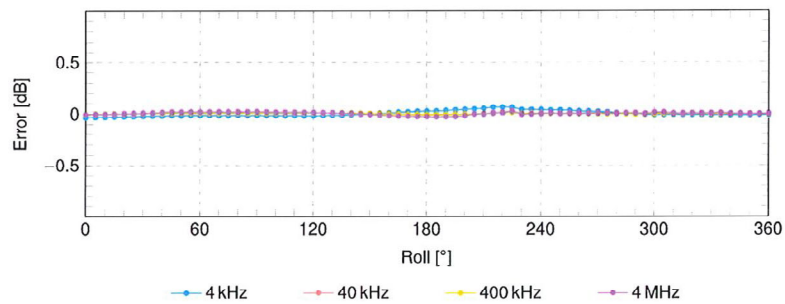

SPEAG axial deviation from the ideal response tolerance for E-field: ±0.8dB

Unless otherwise specified, no part of this report may be reproduced or utilized in any part, form or by any means, electronic or mechanical, including photocopying and microfilm, without permission in writing from Element. If you have any questions about this or have an enquiry about obtaining additional rights to this report or assembly of contents thereof, please contact CT.INFO@ELEMENT.COM.