APPENDIX B: TEST SETUP PHOTOGRAPHS



Test Setup Photo 1
Standby (Ping) Signal, Folder Closed, Front side, 0mm



Test Setup Photo 2
Standby (Ping) Signal, Folder Closed, Back side, 0mm

Unless otherwise specified, no part of this report may be reproduced or utilized in any part, form or by any means, electronic or mechanical, including photocopying and microfilm, without permission in writing from Element. If you have any questions about this or have an enquiry about obtaining additional rights to this report or assembly of contents thereof, please contact CT.INFO@ELEMENT.COM.

Test Setup Photo 3
Standby (Ping) Signal, Folder Closed, Top Side, 0mm



Test Setup Photo 4
Standby (Ping) Signal, Folder Closed, Bottom Side, 0mm

Unless otherwise specified, no part of this report may be reproduced or utilized in any part, form or by any means, electronic or mechanical, including photocopying and microfilm, without permission in writing from Element. If you have any questions about this or have an enquiry about obtaining additional rights to this report or assembly of contents thereof, please contact CT.INFO@ELEMENT.COM.



Test Setup Photo 5
Standby (Ping) Signal, Folder Closed, Right Side, 0mm



Test Setup Photo 6
Standby (Ping) Signal, Folder Closed, Left Side, 0mm

Unless otherwise specified, no part of this report may be reproduced or utilized in any part, form or by any means, electronic or mechanical, including photocopying and microfilm, without permission in writing from Element. If you have any questions about this or have an enquiry about obtaining additional rights to this report or assembly of contents thereof, please contact CT.INFO@ELEMENT.COM.



Test Setup Photo 7
Standby (Ping) Signal, Folder Open, Back Side, 0mm



Test Setup Photo 8
Device to Device - Inline, Folder Closed, Back Side, 0mm

Unless otherwise specified, no part of this report may be reproduced or utilized in any part, form or by any means, electronic or mechanical, including photocopying and microfilm, without permission in writing from Element. If you have any questions about this or have an enquiry about obtaining additional rights to this report or assembly of contents thereof, please contact CT.INFO@ELEMENT.COM.



Test Setup Photo 9
Device to Device - Offset, Folder Closed, Back Side, 0mm



Test Setup Photo 10
Device to Watch, Folder Closed, Back Side, 0mm

Unless otherwise specified, no part of this report may be reproduced or utilized in any part, form or by any means, electronic or mechanical, including photocopying and microfilm, without permission in writing from Element. If you have any questions about this or have an enquiry about obtaining additional rights to this report or assembly of contents thereof, please contact CT.INFO@ELEMENT.COM.



Test Setup Photo 11
Device to Earbuds, Folder Closed, Back Side, 0mm

Unless otherwise specified, no part of this report may be reproduced or utilized in any part, form or by any means, electronic or mechanical, including photocopying and microfilm, without permission in writing from Element. If you have any questions about this or have an enquiry about obtaining additional rights to this report or assembly of contents thereof, please contact CT.INFO@ELEMENT.COM.