TEST SETUP PHOTOGRAPHS



Figure 1. Test Setup – X Position – 1GHz-40GHz – Open



Figure 2. Test Setup – X Position – 1GHz-40GHz – Half Open



Figure 3. Test Setup – X Position – 1GHz-40GHz – Closed



Figure 4. Test Setup – Y Position – 1GHz-40GHz – Open



Figure 5. Test Setup – Y Position – 1GHz-40GHz – Half Open



Figure 6. Test Setup – Y Position – 1GHz-40GHz – Closed



Figure 7. Test Setup – Z Position – 1GHz-40GHz – Open



Figure 8. Test Setup – Z Position – 1GHz-40GHz – Half Open



Figure 9. Test Setup – Z Position – 1GHz-40GHz – Closed



Figure 10. Test Setup – WCP – Open



Figure 11. Test Setup – WCP – Half Open



Figure 12. Test Setup – WCP – Closed



Figure 13. Test Setup – WPT



Figure 14. Test Setup – WPT



Figure 15. Test Setup – X Position – 30MHz-18GHz – Open



Figure 16. Test Setup – X Position – 30MHz-18GHz – Half Open



Figure 17. Test Setup – X Position – 30MHz-18GHz – Closed



Figure 18. Test Setup – Y Position – 30MHz-18GHz – Open



Figure 19. Test Setup – Y Position – 30MHz-18GHz – Half Open



Figure 20. Test Setup – Y Position – 30MHz-18GHz – Closed



Figure 21. Test Setup – Z Position – 30MHz-18GHz – Open



Figure 22. Test Setup – Z Position – 30MHz-18GHz – Half-Open



Figure 23. Test Setup – Z Position – 30MHz-18GHz – Closed



Figure 24. Test Setup – WCP – 30MHz-18GHz – Open



Figure 25. Test Setup – WCP – 30MHz-18GHz – Half Open



Figure 26. Test Setup – WCP – 30MHz-18GHz – Closed



Figure 27. Test Setup – X – WPT – 30MHz-18GHz



Figure 28. Test Setup – Y – WPT – 30MHz-18GHz



Figure 29. Test Setup – Y – WPT – 30MHz-18GHz



Figure 30. Test Setup – WPT – 30MHz-18GHz



Figure 31. Test Setup – ACLC– <30MHz

Figure 32. Test Setup – ACLC– <30MHz



Figure 33. Test Setup – ACLC– <30MHz - WPT

Figure 34. Test Setup – ACLC– <30MHz - WPT