# 1. Appendix: UNLICENSED BAND SETUP PHOTOS(Conducted Test)

## 1) CONDUCTED RF MEASUREMENT SETUP (DTS, UNII, BLE)

CONDUCTED TEST PHOTO

## 2) CONDUCTED RF MEASUREMENT SETUP (Bluetooth)

BLUETOOTH TEST PHOTO



### 3) CONDUCTED RF MEASUREMENT SETUP (DFS)

DFS TEST PHOTO



### 4) CONDUCTED RF MEASUREMENT SETUP (NFC Stability)

NFC STABILITY TEST PHOTO



## 5) CONDUCTED RF MEASUREMENT SETUP (CBP)

CBP TEST PHOTO



## 2. Appendix: UNLICENSED BAND SETUP PHOTOS(Radiated Test)

### 1) RADIATED RF MEASUREMENT SETUP (BELOW 1 GHz)

BELOW 1 GHz FRONT TEST PHOTO



BELOW 1 GHz REAR TEST PHOTO



## 2) RADIATED RF MEASUREMENT SETUP (ABOVE 1 GHz)

ABOVE 1 GHz FRONT TEST PHOTO



ABOVE 1 GHz REAR TEST PHOTO



## 3) RADIATED RF MEASUREMENT SETUP (NFC)

FACE ON FRONT TEST PHOTO



FACE OFF FRONT TEST PHOTO



## 4) RADIATED RF MEASUREMENT SETUP (WPT)

FACE ON FRONT TEST PHOTO
Test Case 5



FACE OFF FRONT TEST PHOTO
Test Case 5



## 5) RADIATED RF MEASUREMENT SETUP (UWB)

UWB RSE FRONT TEST PHOTO (50cm)



UWB RSE REAR TEST PHOTO (50cm)



## 6) RADIATED RF MEASUREMENT SET-UP (Axis)

X AXIS PHOTO (Open)



Y AXIS PHOTO (Open)



Z AXIS PHOTO (Open)



X AXIS PHOTO (Full-Folded)



Y AXIS PHOTO (Full-Folded)



Z AXIS PHOTO (Full-Folded)

## 7) AC LINE CONDUCTED MEASUREMENT SETUP

AC LINE CONDUCTED FRONT TEST PHOTO

AC LINE CONDUCTED REAR TEST PHOTO

**END OF TEST PHOTO**