cDASY6 Module WPT Measurement Report

Device under test

Info:
not set

Serial number:
not set

Scenario:
not set

Tool info

DASY software version:
cDASY6 Module WPT 3.2.0.6673

Probe model, serial no. and configuration date:
MAGPy-8H3D+E3Dv2, WP000107, *2025/08/12*

Software version:
3.2.9, *backend: 3.2.20*

Hardware version:
FPGA: 100, FW: N/A

Scan info

Center location:
x: -2.04 mm, **y:** 70.11 mm, **z:** 45.39 mm

Dimensions:
x: 124.6 mm, **y:** 124.9 mm, **z:** 36.7 mm

Resolution:
x: 7.33 mm, **y:** 7.33 mm, **z:** 7.33 mm

Completed on:
2026/03/20 15:14:09

Measurement results

Maximum H-field [RMS]:
MAGNITUDE: 122.75 A/m
x: 6.49 A/m, **y:** 23.58 A/m, **z:** 120.29 A/m

Maximum H-field location relative to DUT:
x: -3.67 mm, **y:** -3.67 mm, **z:** 8.50 mm

Maximum E-field [RMS]:
MAGNITUDE: 41.15 V/m
x: 11.50 V/m, **y:** 4.65 V/m, **z:** 39.23 V/m

Maximum E-field location relative to DUT:
x: -29.33 mm, **y:** 14.67 mm, **z:** 0.00 m

Distance to -20.0 dB boundary:
37.39 mm

Offset relative to DUT:
x: 0.00 m, **y:** 0.00 m, **z:** 1.00 mm

H-field magnitude [RMS] at center location

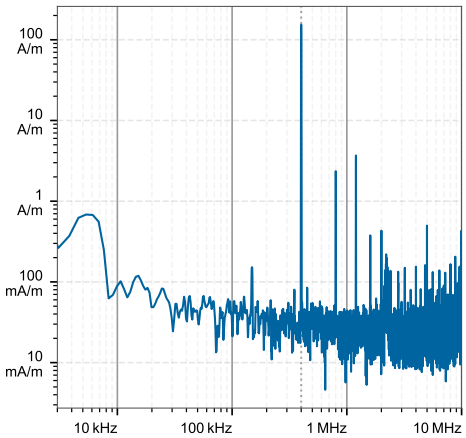

H-field magnitude [RMS] at lowest plane

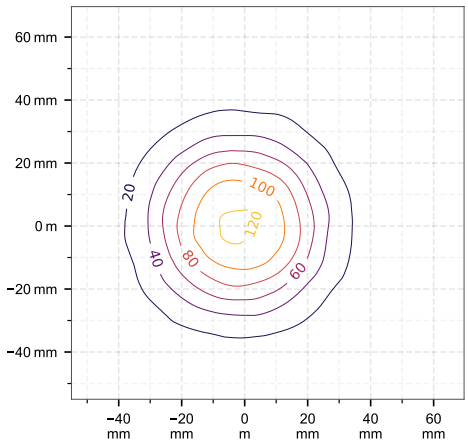

Incident fields and induced fields in the homogeous phantom at the peak frequency

(f = 400.00 kHz, σ = 0.750 S/m, tissue density = 1,000 kg/m^3)

Distance [mm]	Peak incident fields [RMS]		Peak E_{ind} [V/m, RMS]			Peak J_{ind} [A/m^2, RMS]	psSAR [mW/kg]		H-field extent	Warnings		
	H_{inc} [A/m]	E_{inc} [V/m]	Cube avg.	Local	Line avg.	Surface avg.	1g avg.	10g avg.	-20 dB radius [mm]	Sign	Vector potential	Boundary effect
0.00	239	41.1	3.86	3.96	3.95	2.45	5.97	3.08	39.5	1%	9%	29%

Compliance evaluation (Field values at the peak frequency)

(f=400.00 kHz, total field evaluation)

Distance [mm]	ICNIRP 2010/2020				ICNIRP 1998				IEEE 2019				FCC				HC Code 6			
	RL [RMS]		BR [RMS]		RL [RMS]		BR [RMS]		ERL [RMS]		DRL [RMS]		MPE [RMS]		BR [RMS]		RL [RMS]		BR [RMS]	
	pH_{inc} [A/m]	pE_{inc} [V/m]	pE_{ind} [V/m]	psSAR [mW/kg]	pH_{inc} [A/m]	pE_{inc} [V/m]	pJ_{ind} [A/m^2]	psSAR [mW/kg]	pH_{inc} [A/m]	pE_{inc} [V/m]	pE_{ind} [V/m]	psSAR [mW/kg]	pH_{inc} [A/m]	pE_{inc} [V/m]	pE_{ind} [V/m]	psSAR [mW/kg]	pH_{inc} [A/m]	pE_{inc} [V/m]	pE_{ind} [V/m]	psSAR [mW/kg]
0.00	239	41.1	3.86	3.08	239	41.1	2.45	3.08	239	41.1	3.95	3.08	239	41.1	N/A	5.97	239	41.1	3.96	5.97

Compliance evaluation (Exposure ratios)

(with multi-frequency enhancement, total field evaluation)

Distance [mm]	ICNIRP 2010/2020						ICNIRP 1998				IEEE 2019						FCC				HC Code 6					
	RL				BR		RL		BR		ERL				DRL		MPE		BR		RL				BR	
	pH_{inc}		pE_{inc}		pE_{ind}	psSAR	pH_{inc}	pE_{inc}	pJ_{ind}	psSAR	pH_{inc}		pE_{inc}		pE_{ind}	psSAR	pH_{inc}	pE_{inc}	pE_{ind}	psSAR	pH_{inc}		pE_{inc}		pE_{ind}	psSAR
	NS	TH	NS	TH	NS	TH	N/A	N/A	NS	TH	NS	TH	NS	TH	NS	TH	N/A	N/A	N/A	TH	NS	TH	NS	TH	NS	TH
0.00	11.4	19.5	202.0	44.5	0.11	<0.01	131.0	232.0	4.83	<0.01	1.47	2.63	27.3	123.0	0.07	<0.01	147.0	83.6	N/A	<0.01	2.66	131.0	202.0	N/A	0.11	<0.01

cDASY6 Module WPT Measurement Report

Device under test

Info:
not set

Serial number:
not set

Scenario:
not set

Tool info

DASY software version:
cDASY6 Module WPT 3.2.0.6673

Probe model, serial no. and configuration date:
MAGPy-8H3D+E3Dv2, WP000107, *2025/08/12*

Software version:
3.2.9, *backend: 3.2.20*

Hardware version:
FPGA: 100, FW: N/A

Scan info

Center location:
x: -2.55 mm, **y:** 71.83 mm, **z:** 45.49 mm

Dimensions:
x: 389.0 mm, **y:** 476.0 mm, **z:** 36.7 mm

Resolution:
x: 7.33 mm, **y:** 7.33 mm, **z:** 7.33 mm

Completed on:
2026/03/23 09:57:18

Measurement results

Maximum H-field [RMS]:
MAGNITUDE: 146.54 A/m
x: 143.14 A/m, **y:** 1.04 A/m, **z:** 31.37 A/m

Maximum H-field location relative to DUT:
x: -91.67 mm, **y:** 3.67 mm, **z:** 8.50 mm

Maximum E-field [RMS]:
MAGNITUDE: 251.66 V/m
x: 11.01 V/m, **y:** 3.09 V/m, **z:** 251.40 V/m

Maximum E-field location relative to DUT:
x: -88.00 mm, **y:** -161.33 mm, **z:** 0.00 m

Distance to -20.0 dB boundary:
73.33 mm

Offset relative to DUT:
x: 0.00 m, **y:** 0.00 m, **z:** 1.00 mm

H-field magnitude [RMS] at center location

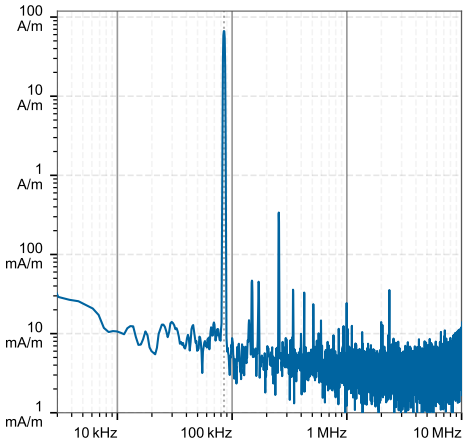

H-field magnitude [RMS] at lowest plane

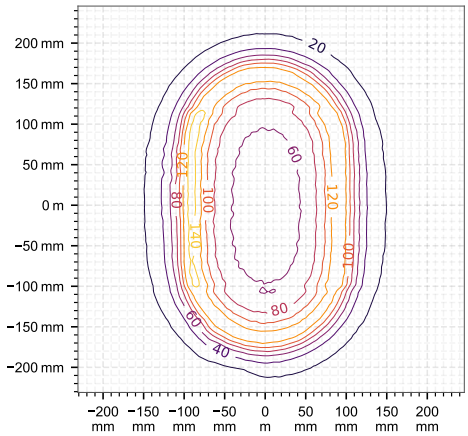

Incident fields and induced fields in the homogeous phantom at the peak frequency

(f = 85.00 kHz, σ = 0.750 S/m, tissue density = 1,000 kg/m³)

Distance [mm]	Peak incident fields [RMS]		Peak E_{ind} [V/m, RMS]			Peak J_{ind} [A/m², RMS]	psSAR [mW/kg]		H-field extent	Warnings		
	H_{inc} [A/m]	E_{inc} [V/m]	Cube avg.	Local	Line avg.	Surface avg.	1g avg.	10g avg.	-20 dB radius [mm]	Sign	Vector potential	Boundary effect
0.00	224	252	3.80	3.84	3.85	2.68	8.40	6.23	181	1%	85%	36%

Compliance evaluation (Field values at the peak frequency)

(f=85.00 kHz, total field evaluation)

Distance [mm]	ICNIRP 2010/2020				ICNIRP 1998				IEEE 2019				FCC				HC Code 6			
	RL [RMS]		BR [RMS]		RL [RMS]		BR [RMS]		ERL [RMS]		DRL [RMS]		MPE [RMS]		BR [RMS]		RL [RMS]		BR [RMS]	
	pH_{inc} [A/m]	pE_{inc} [V/m]	pE_{ind} [V/m]	psSAR [mW/kg]	pH_{inc} [A/m]	pE_{inc} [V/m]	pJ_{ind} [A/m²]	psSAR [mW/kg]	pH_{inc} [A/m]	pE_{inc} [V/m]	pE_{ind} [V/m]	psSAR [mW/kg]	pH_{inc} [A/m]	pE_{inc} [V/m]	pE_{ind} [V/m]	psSAR [mW/kg]	pH_{inc} [A/m]	pE_{inc} [V/m]	pE_{ind} [V/m]	psSAR [mW/kg]
0.00	224	252	3.81	6.23	224	252	2.68	6.23	224	252	3.85	6.23	224	252	N/A	8.40	224	252	3.84	8.40

Compliance evaluation (Exposure ratios)

(with multi-frequency enhancement, total field evaluation)

Distance [mm]	ICNIRP 2010/2020						ICNIRP 1998				IEEE 2019						FCC				HC Code 6					
	RL				BR		RL		BR		ERL				DRL		MPE		BR		RL				BR	
	pH_{inc}		pE_{inc}		pE_{ind}	psSAR	pH_{inc}	pE_{inc}	pJ_{ind}	psSAR	pH_{inc}		pE_{inc}		pE_{ind}	psSAR	pH_{inc}	pE_{inc}	pE_{ind}	psSAR	pH_{inc}		pE_{inc}		pE_{ind}	psSAR
	NS	TH	NS	TH	NS	TH	N/A	N/A	NS	TH	NS	TH	NS	TH	NS	TH	N/A	N/A	N/A	TH	NS	TH	NS	TH	NS	TH
0.00	10.7	N/A	8.55	N/A	0.33	N/A	44.9	7.18	15.8	N/A	1.38	N/A	1.16	N/A	0.22	N/A	2.49	4.36	N/A	N/A	2.49	N/A	8.55	N/A	0.34	N/A