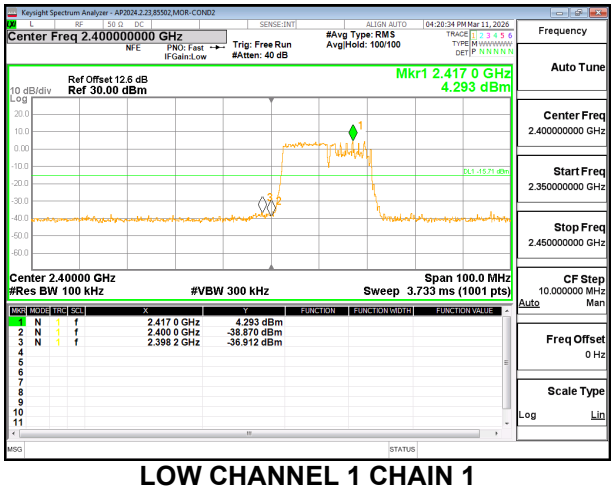

LOW CHANNEL 1 CHAIN 1

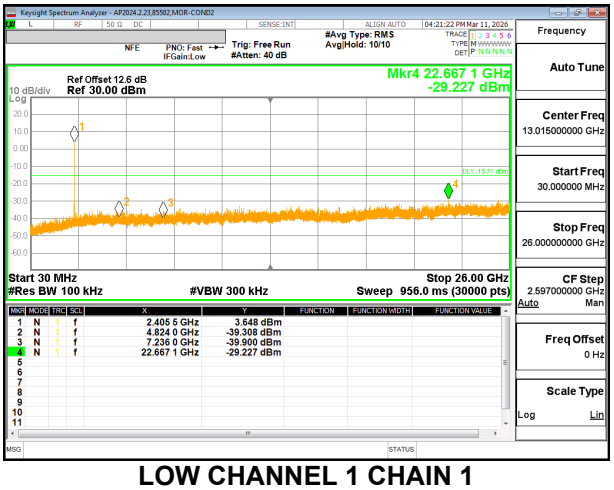

LOW CHANNEL 1 CHAIN 1

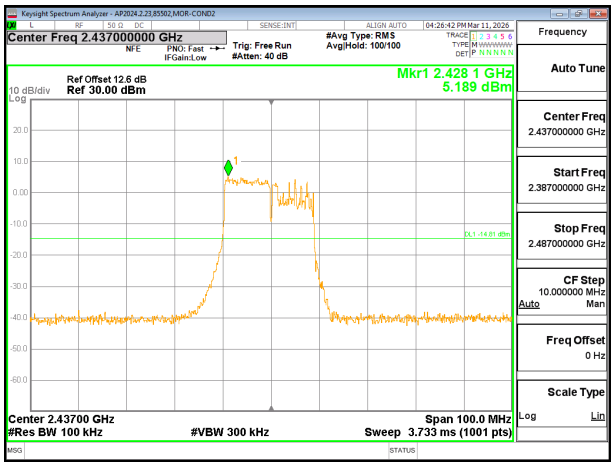

MID CHANNEL 6 CHAIN 1

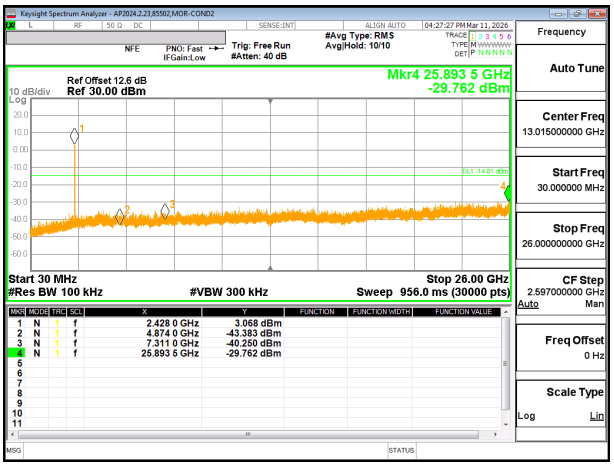

MID CHANNEL 6 CHAIN 1

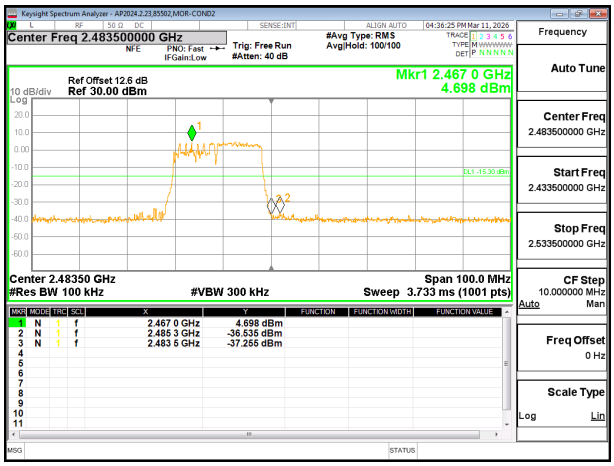

HIGH CHANNEL 13 CHAIN 1

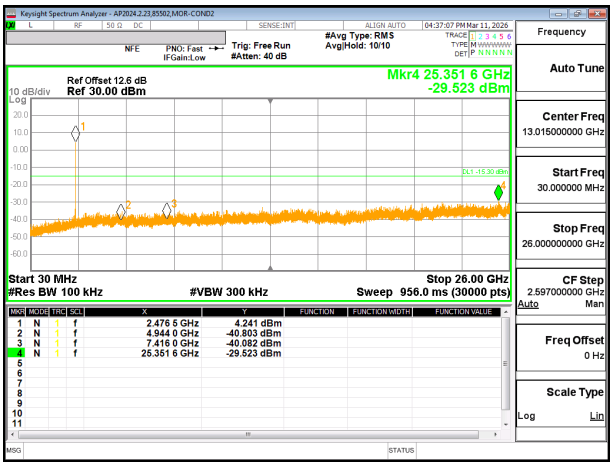

HIGH CHANNEL 13 CHAIN 1

UL LLC
12 Laboratory Drive, Durham, NC 27713; USA
TEL:(919)549-1400

This report shall not be reproduced except in full, without the written approval of UL LLC

2TX CHAIN 0 + CHAIN 1 CDD MODE: 242T

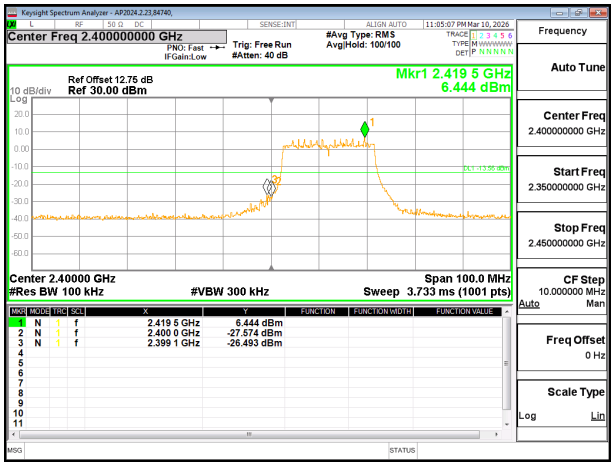

LOW CHANNEL 1 CHAIN 0

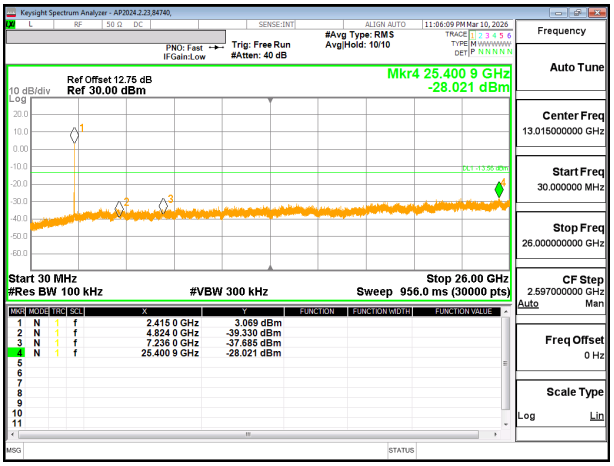

LOW CHANNEL 1 CHAIN 0

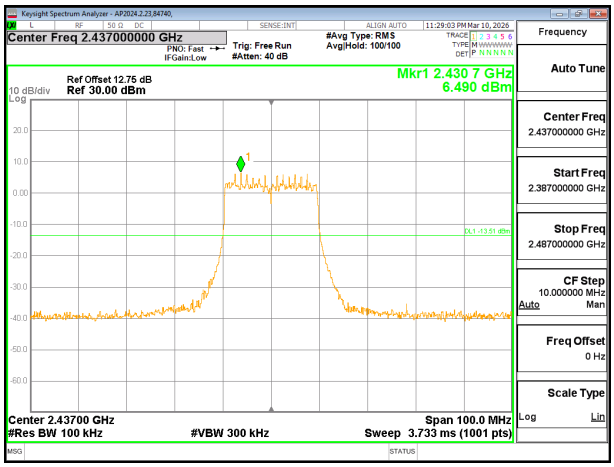

MID CHANNEL 6 CHAIN 0

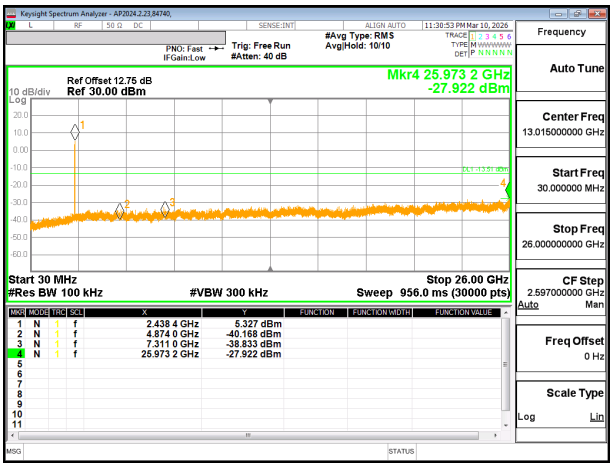

MID CHANNEL 6 CHAIN 0

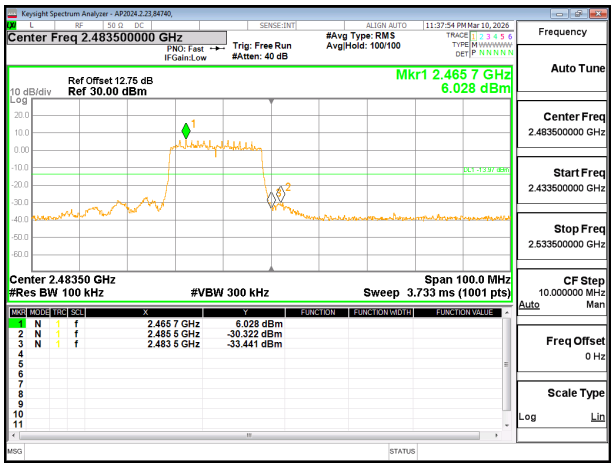

HIGH CHANNEL 13 CHAIN 0

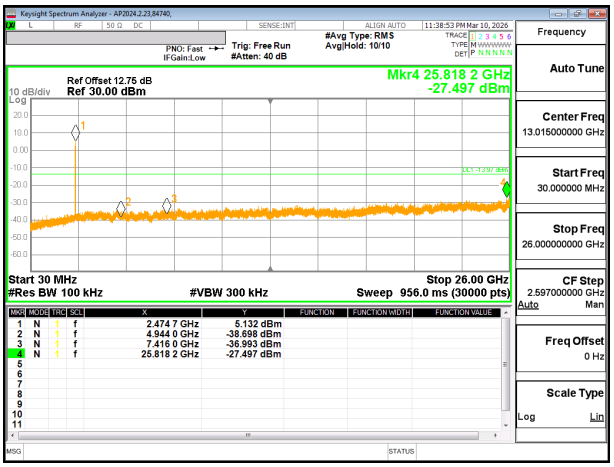

HIGH CHANNEL 13 CHAIN 0

UL LLC
12 Laboratory Drive, Durham, NC 27713; USA
TEL:(919)549-1400

This report shall not be reproduced except in full, without the written approval of UL LLC

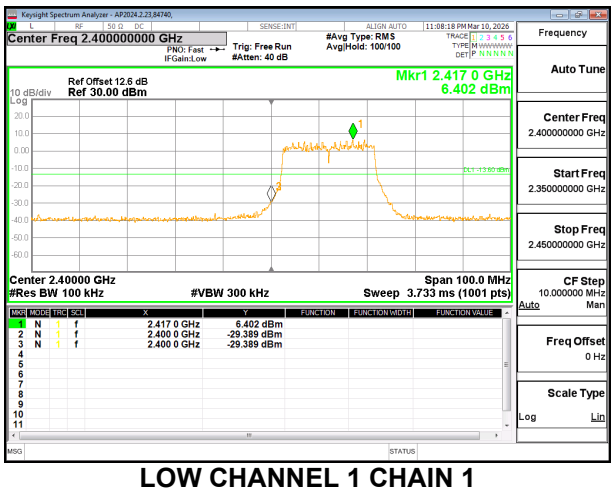

LOW CHANNEL 1 CHAIN 1

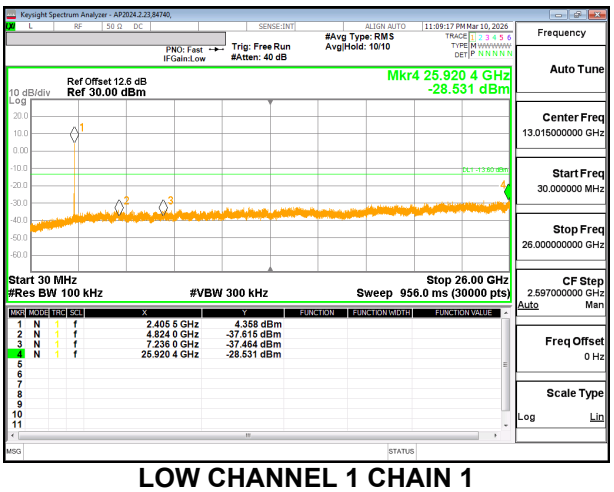

LOW CHANNEL 1 CHAIN 1

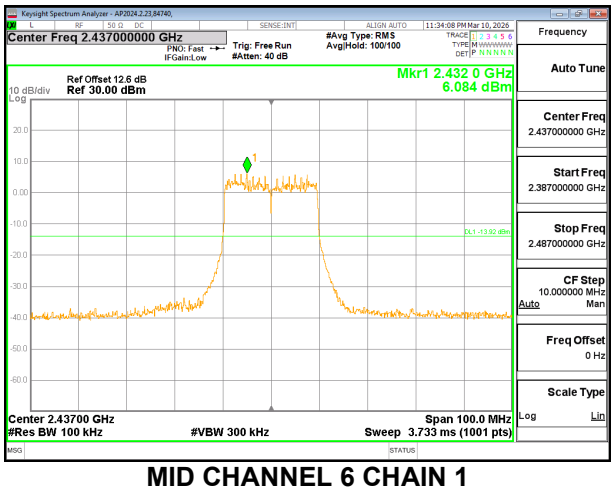

MID CHANNEL 6 CHAIN 1

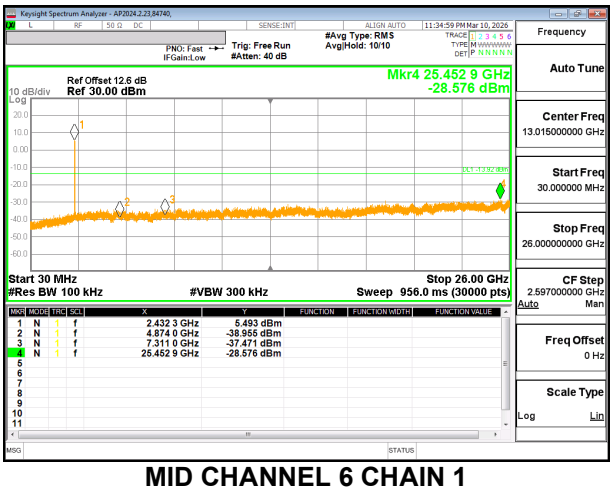

MID CHANNEL 6 CHAIN 1

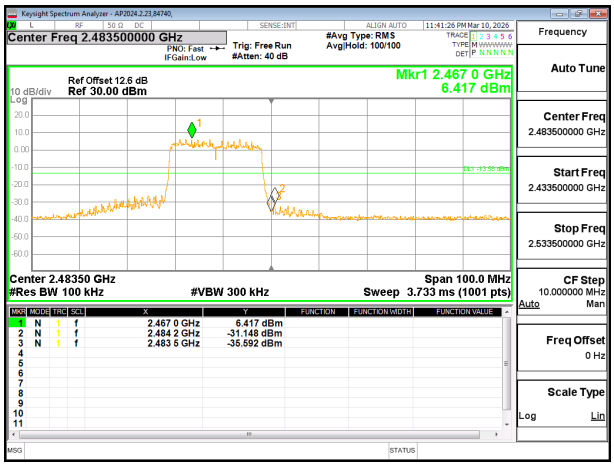

HIGH CHANNEL 13 CHAIN 1

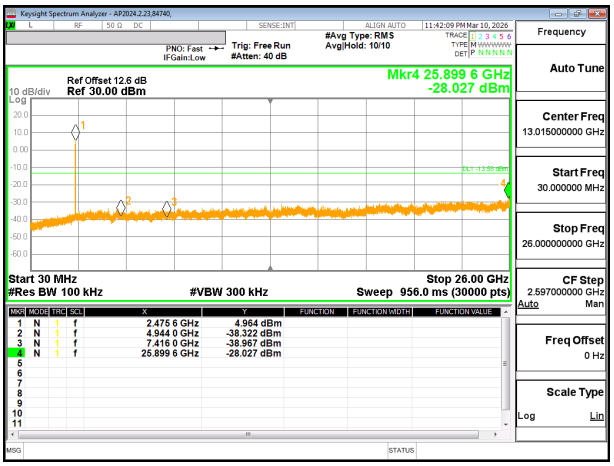

HIGH CHANNEL 13 CHAIN 1

UL LLC
12 Laboratory Drive, Durham, NC 27713; USA
TEL:(919)549-1400

This report shall not be reproduced except in full, without the written approval of UL LLC

10. RADIATED TEST RESULTS

LIMITS

FCC §15.205 and §15.209

Frequency Range (MHz)	Field Strength Limit (uV/m) at 3 m	Field Strength Limit (dBuV/m) at 3 m
0.009-0.490	2400/F(kHz) @ 300 m	-
0.490-1.705	24000/F(kHz) @ 30 m	-
1.705 - 30	30 @ 30m	-
30 - 88	100	40
88 - 216	150	43.5
216 - 960	200	46
Above 960	500	54

IC RSS-GEN Clause 8.9 and 8.10

Frequency Range (kHz)	Field Strength Limit (uA/m) at 3 m	Field Strength Limit (dBuV/m) at 3 m
0.009-0.490	6.37/F(kHz) @ 300 m	-
0.490-1.705	63.7/F(kHz) @ 30 m	-
1.705 - 30	0.08 @ 30m	-
Frequency Range (MHz)	**Field Strength Limit (uV/m) at 3 m**	**Field Strength Limit (dBuV/m) at 3 m**
30 - 88	100	40
88 - 216	150	43.5
216 - 960	200	46
Above 960	500	54

TEST PROCEDURE

The EUT is placed on a non-conducting table 80 cm above the ground plane for measurement below 1GHz; 1.5 m above the ground plane for measurement above 1GHz. The antenna to EUT distance is 3 meters. The EUT is configured in accordance with ANSI C63.10. The EUT is set to transmit in a continuous mode.

For measurements below 1 GHz the resolution bandwidth is set to 100 kHz for peak detection measurements or 120 kHz for quasi-peak detection measurements in the 30-1000MHz range, 9kHz for peak and/or quasi-peak detection measurements in the 0.15-30MHz range and 200Hz for peak and/or quasi-peak detection measurements in the 9 to 150kHz range. Peak detection is used unless otherwise noted as quasi-peak or average (9-90kHz and 110-490kHz).

For pre-scans above 1 GHz the resolution bandwidth is set to 1 MHz; the video bandwidth is set to 3MHz for peak measurements.

For final measurements above 1 GHz the resolution bandwidth is set to 1 MHz; the video bandwidth is set to 3 MHz for peak measurements and as applicable for voltage average measurements.

The spectrum from 1 GHz to 18 GHz is investigated with the transmitter set to the lowest, middle, and highest channels in each applicable band. Below 1GHz and above 18GHz emissions, the channel with the highest output power was tested.

This report shall not be reproduced except in full, without the written approval of UL LLC

The frequency range of interest is monitored at a fixed antenna height and EUT azimuth. The EUT is rotated through 360 degrees to maximize emissions received. The antenna is scanned from 1 to 4 meters above the ground plane to further maximize the emission. Measurements are made with the antenna polarized in both the vertical and the horizontal positions.

3D antenna use - For below 30MHz testing, investigation was done on three antenna orientations (parallel, perpendicular, and ground-parallel).

Based on FCC 15.31 (f) (2): measurements may be performed at a distance closer than that specified in the regulations; however, an attempt should be made to avoid making measurements in the near field.

KDB 414788 Open Field Site (OFS) and Chamber Correlation Justification

OFS and chamber correlation testing had been performed and chamber measured test result is the worst-case test result.

UL LLC
12 Laboratory Drive, Durham, NC 27713; USA TEL:(919)549-1400
This report shall not be reproduced except in full, without the written approval of UL LLC

10.1. TRANSMITTER ABOVE 1 GHz

10.1.1. BLE

BANDEDGE (WORST-CASE: 2Mbps)

HORIZONTAL RESULT

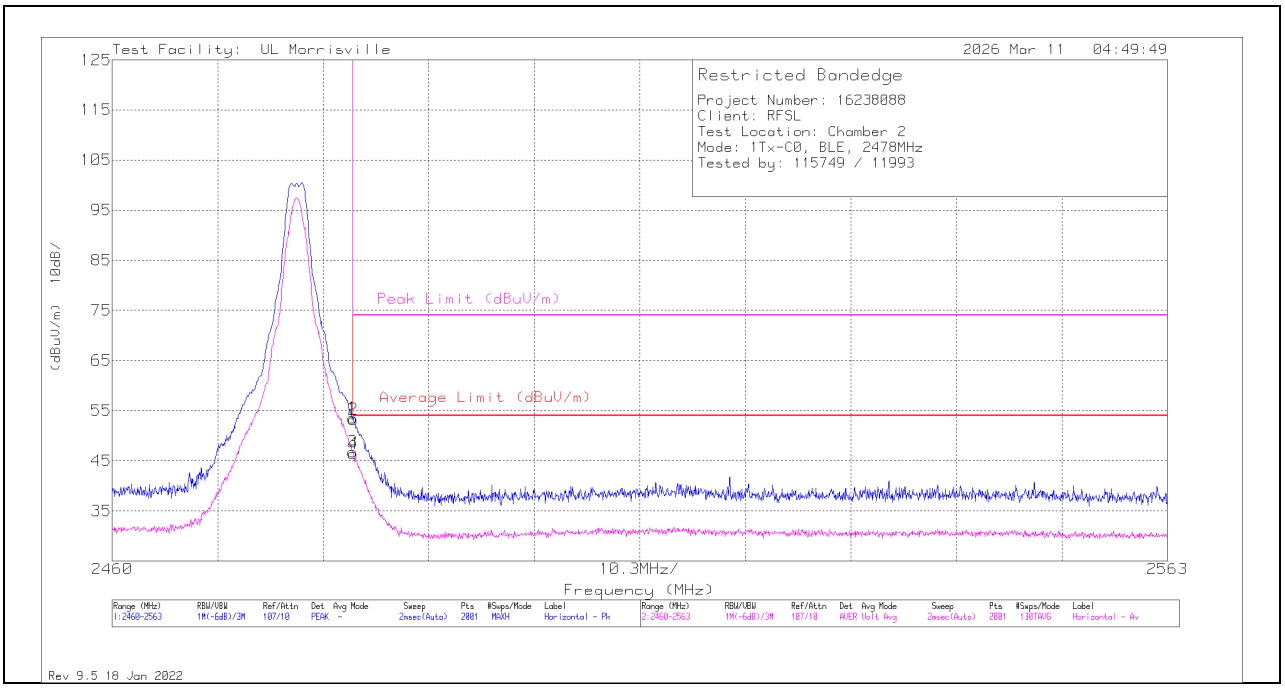

Marker	Frequency (MHz)	Meter Reading (dBuV)	Det	88761 (dB/m)	Gain/Loss (dB)	DC Corr (dB)	Corrected Reading (dBuV/m)	Average Limit (dBuV/m)	Margin (dB)	Peak Limit (dBuV/m)	PK Margin (dB)	Azimuth (Degs)	Height (cm)	Polarity
1	* ** 2483.5	46.37	Pk	32.7	-25.5	0	53.57	-	-	74	-20.43	162	166	H
2	* ** 2483.536	46.09	Pk	32.7	-25.5	0	53.29	-	-	74	-20.71	162	166	H
3	* ** 2483.5	37.24	ADV	32.7	-25.5	2.33	46.77	54	-7.23	-	-	162	166	H
4	* ** 2483.536	36.82	ADV	32.7	-25.5	2.33	46.35	54	-7.65	-	-	162	166	H

* - indicates frequency in CFR47 Pt 15 / IC RSS-Restricted Band
** - indicates frequency in Taiwan NCC LP0002 Restricted Band
Pk - Peak detector
ADV - Linear Voltage Average

UL LLC
12 Laboratory Drive, Durham, NC 27713; USA
TEL:(919)549-1400
This report shall not be reproduced except in full, without the written approval of UL LLC

BANDEDGE TEST DATA

Chain	Mode	Frequency (MHz)	Marker	Frequency (MHz)	Meter Reading (dBuV)	Det	88761 (dB/m)	Gain/Loss (dB)	DC Corr (dB)	Corrected Reading (dBuV/m)	Average Limit (dBuV/m)	Margin (dB)	Peak Limit (dBuV/m)	PK Margin (dB)	Azimuth (Degs)	Height (cm)	Polarity
0	1Mbps	2402	1	* ** 2390	32.35	Pk	32.2	-25.1	0	39.45	-	-	74	-34.55	276	115	H
			2	* ** 2386.125	34.39	Pk	32.2	-24.9	0	41.69	-	-	74	-32.31	276	115	H
			3	* ** 2390	21.34	ADV	32.2	-25.1	1.39	29.83	54	-24.17	-	-	276	115	H
			4	* ** 2389.223	22.16	ADV	32.2	-25	1.39	30.75	54	-23.25	-	-	276	115	H
			1	* ** 2390	31.82	Pk	32.2	-25.1	0	38.92	-	-	74	-35.08	255	387	V
			2	* ** 2340.345	34.19	Pk	32.1	-24.7	0	41.59	-	-	74	-32.41	255	387	V
			3	* ** 2390	20.74	ADV	32.2	-25.1	1.39	29.23	54	-24.77	-	-	255	387	V
			4	* ** 2310.263	21.42	ADV	32.2	-24.3	1.39	30.71	54	-23.29	-	-	255	387	V
		2480	1	* ** 2483.5	39.67	Pk	32.7	-25.5	0	46.87	-	-	74	-27.13	333	101	H
			2	* ** 2483.536	39.5	Pk	32.7	-25.5	0	46.7	-	-	74	-27.3	333	101	H
			3	* ** 2483.5	24.56	ADV	32.7	-25.5	1.39	33.15	54	-20.85	-	-	333	101	H
			4	* ** 2483.639	24.69	ADV	32.7	-25.5	1.39	33.28	54	-20.72	-	-	333	101	H
			1	* ** 2483.5	33.35	Pk	32.7	-25.5	0	40.55	-	-	74	-33.45	236	101	V
			2	** 2546.057	35.11	Pk	33.1	-26.1	0	42.11	-	-	74	-31.89	236	101	V
			3	* ** 2483.5	21.95	ADV	32.7	-25.5	1.39	30.54	54	-23.46	-	-	236	101	V
			4	** 2516.393	22.31	ADV	32.9	-25.7	1.39	30.9	54	-23.1	-	-	236	101	V
	2Mbps	2404	1	* ** 2390	32.61	Pk	32.2	-25.1	0	39.71	-	-	74	-34.29	273	156	H
			2	* ** 2311.89	33.36	Pk	32.2	-24.4	0	41.16	-	-	74	-32.84	273	156	H
			3	* ** 2390	20.69	ADV	32.2	-25.1	2.33	30.12	54	-23.88	-	-	273	156	H
			4	* ** 2311.89	21.4	ADV	32.2	-24.4	2.33	31.53	54	-22.47	-	-	273	156	H
			1	* ** 2390	32.31	Pk	32.2	-25.1	0	39.41	-	-	74	-34.59	39	171	V
			2	* ** 2310.683	34.42	Pk	32.2	-24.3	0	42.32	-	-	74	-31.68	39	171	V
			3	* ** 2390	21.25	ADV	32.2	-25.1	2.33	30.68	54	-23.32	-	-	39	171	V
			4	* ** 2385.968	21.82	ADV	32.2	-24.9	2.33	31.45	54	-22.55	-	-	39	171	V
		2478	1	* ** 2483.5	46.37	Pk	32.7	-25.5	0	53.57	-	-	74	-20.43	162	166	H
			2	* ** 2483.536	46.09	Pk	32.7	-25.5	0	53.29	-	-	74	-20.71	162	166	H
			3	* ** 2483.5	37.24	ADV	32.7	-25.5	2.33	46.77	54	-7.23	-	-	162	166	H
			4	* ** 2483.536	36.82	ADV	32.7	-25.5	2.33	46.35	54	-7.65	-	-	162	166	H
			1	* ** 2483.5	43.85	Pk	32.7	-25.5	0	51.05	-	-	74	-22.95	243	103	V
			2	* ** 2483.536	43.16	Pk	32.7	-25.5	0	50.36	-	-	74	-23.64	243	103	V
			3	* ** 2483.5	32.13	ADV	32.7	-25.5	2.33	41.66	54	-12.34	-	-	243	103	V
			4	* ** 2483.536	31.68	ADV	32.7	-25.5	2.33	41.21	54	-12.79	-	-	243	103	V
1	1Mbps	2402	1	* ** 2390	32.35	Pk	32.2	-25.1	0	39.45	-	-	74	-34.55	100	115	H
			2	* ** 2311.155	33.67	Pk	32.2	-24.4	0	41.47	-	-	74	-32.53	100	115	H
			3	* ** 2390	21.71	ADV	32.2	-25.1	1.4	30.2	54	-23.8	-	-	100	115	H
			4	* ** 2389.538	22.19	ADV	32.2	-25	1.4	30.78	54	-23.22	-	-	100	115	H
			1	* ** 2390	32.94	Pk	32.2	-25.1	0	40.04	-	-	74	-33.96	139	394	V
			2	* ** 2339.768	35.35	Pk	32.1	-24.7	0	42.75	-	-	74	-31.25	139	394	V
			3	* ** 2390	21.79	ADV	32.2	-25.1	1.4	30.28	54	-23.72	-	-	139	394	V
			4	* ** 2385.338	22.08	ADV	32.2	-24.9	1.4	30.77	54	-23.23	-	-	139	394	V
		2480	1	* ** 2483.5	44.6	Pk	32.7	-25.5	0	51.8	-	-	74	-22.2	5	137	H
			2	* ** 2483.536	44.98	Pk	32.7	-25.5	0	52.18	-	-	74	-21.82	5	137	H
			3	* ** 2483.5	29.04	ADV	32.7	-25.5	1.4	37.63	54	-16.37	-	-	5	137	H
			4	* ** 2483.69	29.33	ADV	32.7	-25.5	1.4	37.92	54	-16.08	-	-	5	137	H
			1	* ** 2483.5	39.21	Pk	32.7	-25.5	0	46.41	-	-	74	-27.59	268	289	V
			2	* ** 2483.742	39.68	Pk	32.7	-25.5	0	46.88	-	-	74	-27.12	268	289	V
			3	* ** 2483.5	23.98	ADV	32.7	-25.5	1.4	32.57	54	-21.43	-	-	268	289	V
			4	* ** 2483.896	24.52	ADV	32.7	-25.5	1.4	33.11	54	-20.89	-	-	268	289	V
	2Mbps	2404	1	* ** 2390	33.25	Pk	32.2	-25.1	0	40.35	-	-	74	-33.65	353	108	H
			2	* ** 2383.238	34.37	Pk	32.2	-25	0	41.57	-	-	74	-32.43	353	108	H
			3	* ** 2390	21.85	ADV	32.2	-25.1	2.33	31.28	54	-22.72	-	-	353	108	H
			4	* ** 2389.17	22.51	ADV	32.2	-25	2.33	32.04	54	-21.96	-	-	353	108	H
			1	* ** 2390	32.3	Pk	32.2	-25.1	0	39.4	-	-	74	-34.6	279	394	V
			2	* ** 2311.575	33.56	Pk	32.2	-24.4	0	41.36	-	-	74	-32.64	279	394	V
			3	* ** 2390	21.89	ADV	32.2	-25.1	2.33	31.32	54	-22.68	-	-	279	394	V
			4	* ** 2387.543	21.81	ADV	32.2	-25	2.33	31.34	54	-22.66	-	-	279	394	V
		2478	1	* ** 2483.5	41.89	Pk	32.7	-25.5	0	49.09	-	-	74	-24.91	343	100	H
			2	* ** 2483.639	41.58	Pk	32.7	-25.5	0	48.78	-	-	74	-25.22	343	100	H
			3	* ** 2483.5	26.95	ADV	32.7	-25.5	2.33	36.48	54	-17.52	-	-	343	100	H
			4	* ** 2483.639	27.45	ADV	32.7	-25.5	2.33	36.98	54	-17.02	-	-	343	100	H
			1	* ** 2483.5	38.08	Pk	32.7	-25.5	0	45.28	-	-	74	-28.72	267	291	V
			2	* ** 2483.536	38.07	Pk	32.7	-25.5	0	45.27	-	-	74	-28.73	267	291	V
			3	* ** 2483.5	23.92	ADV	32.7	-25.5	2.33	33.45	54	-20.55	-	-	267	291	V
			4	* ** 2483.69	24.31	ADV	32.7	-25.5	2.33	33.84	54	-20.16	-	-	267	291	V
MIMO	1Mbps	2402	1	* ** 2390	32.06	Pk	32.2	-25.1	0	39.16	-	-	74	-34.84	67	126	H
			2	* ** 2384.498	34.55	Pk	32.2	-24.9	0	41.85	-	-	74	-32.15	67	126	H
			3	* ** 2390	20.77	ADV	32.2	-25.1	1.39	29.26	54	-24.74	-	-	67	126	H
			4	* ** 2310.315	21.33	ADV	32.2	-24.3	1.39	30.62	54	-23.38	-	-	67	126	H
			1	* ** 2390	32.44	Pk	32.2	-25.1	0	39.54	-	-	74	-34.46	283	110	V
			2	* ** 2340.083	34.73	Pk	32.1	-24.7	0	42.13	-	-	74	-31.87	283	110	V
			3	* ** 2390	20.57	ADV	32.2	-25.1	1.39	29.06	54	-24.94	-	-	283	110	V
			4	* ** 2389.433	21.96	ADV	32.2	-25	1.39	30.55	54	-23.45	-	-	283	110	V

UL LLC
12 Laboratory Drive, Durham, NC 27713; USA TEL:(919)549-1400
This report shall not be reproduced except in full, without the written approval of UL LLC

Chain	Mode	Frequency (MHz)	Marker	Frequency (MHz)	Meter Reading (dBuV)	Det	88761 (dB/m)	Gain/Loss (dB)	DC Corr (dB)	Corrected Reading (dBuV/m)	Average Limit (dBuV/m)	Margin (dB)	Peak Limit (dBuV/m)	PK Margin (dB)	Azimuth (Degs)	Height (cm)	Polarity
		2480	1	* ** 2.48354	45.65	Pk	32.3	-24.4	0	53.55	-	-	74	-20.45	260	151	H
			2	* ** 2.48374	44.14	Pk	32.3	-24.4	0	52.04	-	-	74	-21.96	260	151	H
			3	* ** 2.48354	25.95	ADV	32.3	-24.4	1.39	35.24	54	-18.76	-	-	260	151	H
			4	* ** 2.48359	25.95	ADV	32.3	-24.4	1.39	35.24	54	-18.76	-	-	260	151	H
			1	* ** 2.48354	43.63	Pk	32.3	-24.4	0	51.53	-	-	74	-22.47	95	371	V
			2	* ** 2.48364	43.11	Pk	32.3	-24.4	0	51.01	-	-	74	-22.99	95	371	V
			3	* ** 2.48354	24.19	ADV	32.3	-24.4	1.39	33.48	54	-20.52	-	-	95	371	V
			4	* ** 2.48359	24.97	ADV	32.3	-24.4	1.39	34.26	54	-19.74	-	-	95	371	V
	2Mbps	2404	1	* ** 2390	32.78	Pk	32.2	-25.1	0	39.88	-	-	74	-34.12	15	148	H
			2	* ** 2314.988	33.7	Pk	32.2	-24.8	0	41.1	-	-	74	-32.9	15	148	H
			3	* ** 2390	21.3	ADV	32.2	-25.1	2.33	30.73	54	-23.27	-	-	15	148	H
			4	* ** 2310.735	21.49	ADV	32.2	-24.3	2.33	31.72	54	-22.28	-	-	15	148	H
			1	* ** 2483.5	32.08	Pk	32.7	-25.5	0	39.28	-	-	74	-34.72	80	106	V
			2	** 2509.955	34.71	Pk	32.8	-25.6	0	41.91	-	-	74	-32.09	80	106	V
			3	* ** 2483.5	21.17	ADV	32.7	-25.5	2.33	30.7	54	-23.3	-	-	80	106	V
			4	** 2513.148	22.05	ADV	32.9	-25.5	2.33	31.78	54	-22.22	-	-	80	106	V
		2478	1	* ** 2483.5	39.16	Pk	32.7	-25.5	0	46.36	-	-	74	-27.64	320	144	H
			2	* ** 2483.639	39.3	Pk	32.7	-25.5	0	46.5	-	-	74	-27.5	320	144	H
			3	* ** 2483.5	23.2	ADV	32.7	-25.5	2.33	32.73	54	-21.27	-	-	320	144	H
			4	* ** 2483.742	23.21	ADV	32.7	-25.5	2.33	32.74	54	-21.26	-	-	320	144	H
			1	* ** 2483.5	32.08	Pk	32.7	-25.5	0	39.28	-	-	74	-34.72	80	106	V
			2	** 2509.955	34.71	Pk	32.8	-25.6	0	41.91	-	-	74	-32.09	80	106	V
			3	* ** 2483.5	21.17	ADV	32.7	-25.5	2.33	30.7	54	-23.3	-	-	80	106	V
			4	** 2513.148	22.05	ADV	32.9	-25.5	2.33	31.78	54	-22.22	-	-	80	106	V

* - indicates frequency in CFR47 Pt 15 / IC RSS-Restricted Band
** - indicates frequency in Taiwan NCC LP0002 Restricted Band
Pk - Peak detector
ADV - Linear Voltage Average

UL LLC
12 Laboratory Drive, Durham, NC 27713; USA TEL:(919)549-1400
This report shall not be reproduced except in full, without the written approval of UL LLC

HARMONICS AND SPURIOUS (WORST-CASE: 1Mbps)

Horizontal

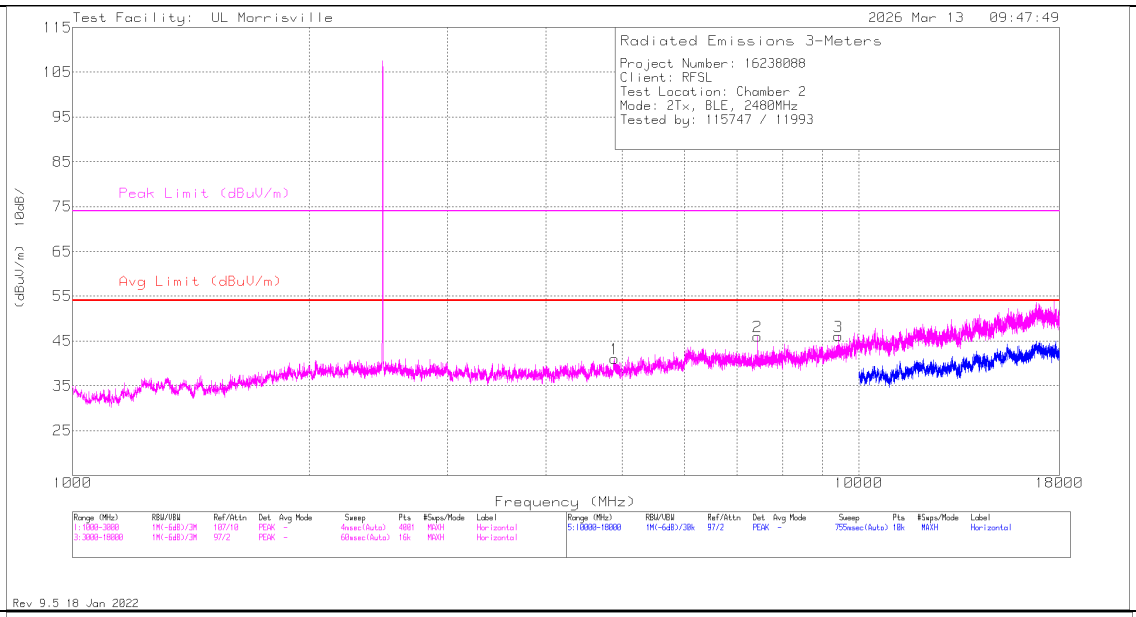

Vertical

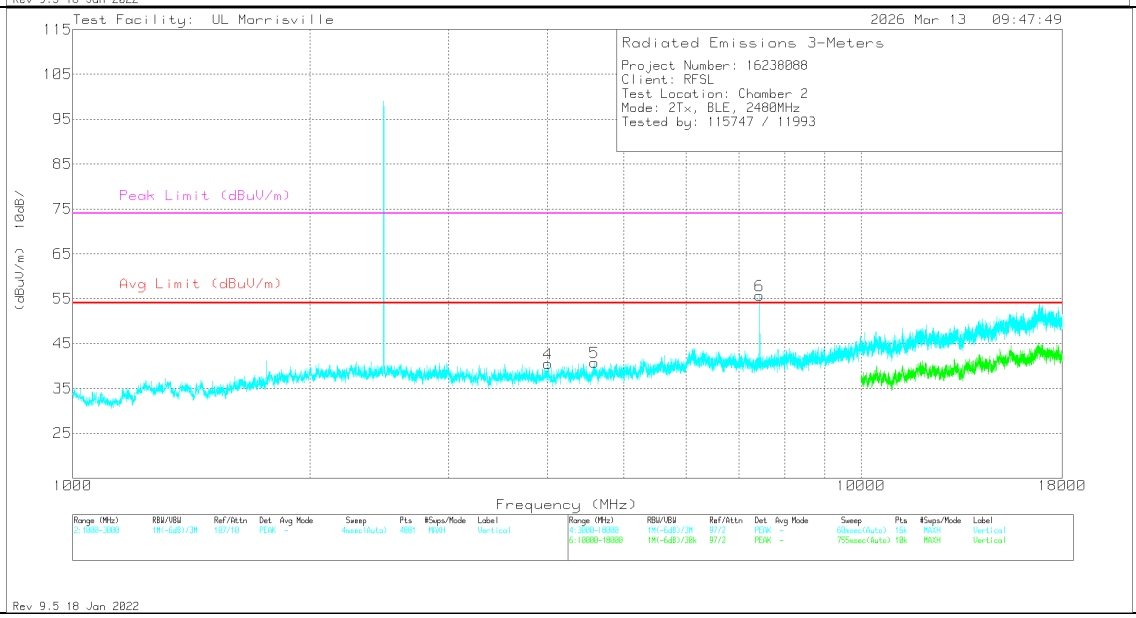

Marker	Frequency (MHz)	Meter Reading (dBuV)	Det	88761 (dB/m)	Gain/Loss (dB)	DC Corr (dB)	Corrected Reading (dBuV/m)	Avg Limit (dBuV/m)	Margin (dB)	Peak Limit (dBuV/m)	PK Margin (dB)	Azimuth (Degs)	Height (cm)	Polarity
1	* ** 4887.188	51.63	Pk	34.1	-44.7	0	41.03	54	-12.97	74	-32.97	0-360	101	H
2	* ** 7440.938	53.09	Pk	35.5	-42.6	0	45.99	54	-8.01	74	-28.01	0-360	101	H
3	* ** 9429.375	51.08	Pk	36.4	-41.4	0	46.08	54	-7.92	74	-27.92	0-360	101	H
4	* ** 4009.688	52.63	Pk	33.4	-45.5	0	40.53	54	-13.47	74	-33.47	0-360	200	V
5	* ** 4587.188	51.43	Pk	34	-44.6	0	40.83	54	-13.17	74	-33.17	0-360	101	V
6	* ** 7439.21	64.02	PK2	35.5	-42.5	0	57.02	-	-	74	-16.98	38	115	V
	* ** 7439.542	56.54	ADV	35.5	-42.5	1.39	50.93	54	-3.07	-	-	38	115	V

* - indicates frequency in CFR47 Pt 15 / IC RSS-Restricted Band
** - indicates frequency in Taiwan NCC LP0002 Restricted Band
Pk - Peak detector
PK2 - Maximum Peak
ADV - Linear Voltage Average

UL LLC
12 Laboratory Drive, Durham, NC 27713; USA
TEL:(919)549-1400
This report shall not be reproduced except in full, without the written approval of UL LLC

HARMONICS AND SPURIOUS TEST DATA

Chain	Mode	Frequency (MHz)	Marker	Frequency (MHz)	Meter Reading (dBuV)	Det	88761 (dB/m)	Gain/Loss (dB)	DC Corr (dB)	Corrected Reading (dBuV/m)	Avg Limit (dBuV/m)	Margin (dB)	Peak Limit (dBuV/m)	PK Margin (dB)	Azimuth (Degs)	Height (cm)	Polarity
0	125kbps	2402	1	* ** 4881.563	51.21	Pk	34.2	-44.5	0	40.91	54	-13.09	74	-33.09	0-360	101	H
			2	* ** 8110.313	49.41	Pk	36	-41.2	0	44.21	54	-9.79	74	-29.79	0-360	101	H
			3	* ** 9408.75	48.5	Pk	36.4	-40.5	0	44.4	54	-9.6	74	-29.6	0-360	101	H
			4	* ** 4588.125	52.06	Pk	34	-44.7	0	41.36	54	-12.64	74	-32.64	0-360	200	V
			5	* ** 8107.5	49.35	Pk	36	-41.2	0	44.15	54	-9.85	74	-29.85	0-360	200	V
			6	* ** 9317.813	49.27	Pk	36.3	-41.5	0	44.07	54	-9.93	74	-29.93	0-360	200	V
		2440	1	* ** 3995.625	53.57	Pk	33.4	-46.3	0	40.67	54	-13.33	74	-33.33	0-360	101	H
			2	* ** 8060.625	49.39	Pk	35.9	-41.5	0	43.79	54	-10.21	74	-30.21	0-360	101	H
			3	* ** 9195	49.85	Pk	36.1	-40.9	0	45.05	54	-8.95	74	-28.95	0-360	101	H
			4	* ** 9404.063	48.85	Pk	36.4	-40.6	0	44.65	54	-9.35	74	-29.35	0-360	101	H
			5	* ** 3523.125	53.6	Pk	32.9	-45.5	0	41	54	-13	74	-33	0-360	101	V
			6	* ** 8055	49.64	Pk	35.9	-41.3	0	44.24	54	-9.76	74	-29.76	0-360	199	V
			7	* ** 9420.938	50.46	Pk	36.4	-41.5	0	45.36	54	-8.64	74	-28.64	0-360	101	V
		2480	1	* ** 4876.875	51.93	Pk	34.2	-44.3	0	41.83	54	-12.17	74	-32.17	0-360	200	H
			2	* ** 7579.688	50.45	Pk	35.6	-42.4	0	43.65	54	-10.35	74	-30.35	0-360	101	H
			3	* ** 9370.313	49.39	Pk	36.4	-41.1	0	44.69	54	-9.31	74	-29.31	0-360	101	H
			4	* ** 4988.438	51.59	Pk	34.1	-44.8	0	40.89	54	-13.11	74	-33.11	0-360	101	V
			5	* ** 7604.063	49.76	Pk	35.6	-42.7	0	42.66	54	-11.34	74	-31.34	0-360	200	V
			6	* ** 9421.875	49.89	Pk	36.4	-41.4	0	44.89	54	-9.11	74	-29.11	0-360	200	V
	2Mbps	2404	1	* ** 3710.625	53.69	Pk	33.1	-46.2	0	40.59	54	-13.41	74	-33.41	0-360	101	H
			2	* ** 4808.438	58.24	Pk	34.2	-45.6	0	46.84	54	-7.16	74	-27.16	0-360	101	H
			3	* ** 8168.438	49.8	Pk	36	-41.6	0	44.2	54	-9.8	74	-29.8	0-360	101	H
			5	* ** 3703.125	53.37	Pk	33.1	-46.4	0	40.07	54	-13.93	74	-33.93	0-360	101	V
			6	* ** 4806.563	57.89	Pk	34.2	-45.4	0	46.69	54	-7.31	74	-27.31	0-360	101	V
			7	* ** 8119.688	48.9	Pk	36	-41.3	0	43.6	54	-10.4	74	-30.4	0-360	101	V
		2440	1	* ** 3703.125	53.76	Pk	33.1	-46.4	0	40.46	54	-13.54	74	-33.54	0-360	200	H
			2	* ** 4880.625	57.85	Pk	34.2	-44.5	0	47.55	54	-6.45	74	-26.45	0-360	101	H
			3	* ** 9413.438	49.83	Pk	36.4	-41	0	45.23	54	-8.77	74	-28.77	0-360	101	H
			4	* ** 3653.438	52.4	Pk	33.1	-45.6	0	39.9	54	-14.1	74	-34.1	0-360	200	V
			5	* ** 4878.75	56.51	Pk	34.2	-44.4	0	46.31	54	-7.69	74	-27.69	0-360	101	V
			6	* ** 9427.5	49.53	Pk	36.4	-41.4	0	44.53	54	-9.47	74	-29.47	0-360	101	V
		2478	1	* ** 4956.563	57.46	Pk	34.1	-45.4	0	46.16	54	-7.84	74	-27.84	0-360	101	H
			2	* ** 8275.313	49.59	Pk	35.9	-41.3	0	44.19	54	-9.81	74	-29.81	0-360	101	H
			3	* ** 9184.688	49.05	Pk	36.1	-40.5	0	44.65	54	-9.35	74	-29.35	0-360	101	H
			4	* ** 4956.563	57.05	Pk	34.1	-45.4	0	45.75	54	-8.25	74	-28.25	0-360	101	V
			5	* ** 8151.563	50.21	Pk	36	-41.9	0	44.31	54	-9.69	74	-29.69	0-360	200	V
			6	* ** 9487.5	49.89	Pk	36.5	-41.5	0	44.89	54	-9.11	74	-29.11	0-360	200	V
1	125kbps	2402	1	* ** 5097.188	51.46	Pk	34.2	-44.4	0	41.26	54	-12.74	74	-32.74	0-360	101	H
			2	* ** 8190.938	49.4	Pk	35.9	-41.9	0	43.4	54	-10.6	74	-30.6	0-360	200	H
			3	* ** 9431.25	49.61	Pk	36.4	-41.5	0	44.51	54	-9.49	74	-29.49	0-360	101	H
			4	* ** 5037.188	51.22	Pk	34.1	-44.6	0	40.72	54	-13.28	74	-33.28	0-360	200	V
			5	* ** 8257.5	49.75	Pk	35.9	-41.6	0	44.05	54	-9.95	74	-29.95	0-360	200	V
			6	* ** 9414.375	50.05	Pk	36.4	-41.1	0	45.35	54	-8.65	74	-28.65	0-360	101	V
		2440	1	* ** 7411.875	48.71	Pk	35.5	-41.9	0	42.31	54	-11.69	74	-31.69	0-360	199	H
			2	* ** 8112.188	49.6	Pk	36	-41.1	0	44.5	54	-9.5	74	-29.5	0-360	101	H
			3	* ** 9371.25	49.3	Pk	36.4	-41	0	44.7	54	-9.3	74	-29.3	0-360	101	H
			4	* ** 7319.063	52.62	Pk	35.4	-43.2	0	44.82	54	-9.18	74	-29.18	0-360	101	V
			5	* ** 8104.688	49.03	Pk	36	-41.3	0	43.73	54	-10.27	74	-30.27	0-360	101	V
			6	* ** 9432.188	50.34	Pk	36.4	-41.5	0	45.24	54	-8.76	74	-28.76	0-360	199	V
		2480	1	* ** 4016.25	52.32	Pk	33.4	-45.6	0	40.12	54	-13.88	74	-33.88	0-360	101	H
			2	* ** 4588.125	52.08	Pk	34	-44.7	0	41.38	54	-12.62	74	-32.62	0-360	101	H
			3	* ** 7440	49.66	Pk	35.5	-42.6	0	42.56	54	-11.44	74	-31.44	0-360	101	H
			4	* ** 9403.125	49.54	Pk	36.4	-40.7	0	45.24	54	-8.76	74	-28.76	0-360	101	H
			5	* ** 3988.125	53.53	Pk	33.4	-46.1	0	40.83	54	-13.17	74	-33.17	0-360	101	V
			6	* ** 4699.688	52.33	Pk	34.1	-44.6	0	41.83	54	-12.17	74	-32.17	0-360	200	V
			7	* ** 7439.222	57.47	PK2	35.5	-42.5	0	50.47	-	-	74	-23.53	35	102	V
				* ** 7440.557	49.45	ADV	35.5	-42.6	.52	42.87	54	-11.13	-	-	35	102	V
			8	* ** 9434.063	50.13	Pk	36.4	-41.6	0	44.93	54	-9.07	74	-29.07	0-360	200	V
	2Mbps	2404	1	* ** 3905.625	52.43	Pk	33.4	-46.3	0	39.53	54	-14.47	74	-34.47	0-360	101	H
			2	* ** 4117.5	53.31	Pk	33.5	-45.6	0	41.21	54	-12.79	74	-32.79	0-360	199	H
			3	* ** 7672.5	50.08	Pk	35.6	-42.2	0	43.48	54	-10.52	74	-30.52	0-360	199	H
			4	* ** 3600	52.45	Pk	33	-44.9	0	40.55	54	-13.45	74	-33.45	0-360	101	V
			5	* ** 4236.563	52.64	Pk	33.6	-45.7	0	40.54	54	-13.46	74	-33.46	0-360	200	V
			6	* ** 8050.313	49.7	Pk	35.9	-41.1	0	44.5	54	-9.5	74	-29.5	0-360	200	V
		2440	1	* ** 4589.063	52.13	Pk	34	-44.8	0	41.33	54	-12.67	74	-32.67	0-360	200	H
			2	* ** 7673.438	49.63	Pk	35.6	-42.1	0	43.13	54	-10.87	74	-30.87	0-360	101	H
			3	* ** 8268.75	49.5	Pk	35.9	-41.6	0	43.8	54	-10.2	74	-30.2	0-360	200	H
			4	* ** 4244.063	52.7	Pk	33.6	-45.3	0	41	54	-13	74	-33	0-360	101	V
			5	* ** 7650	49.73	Pk	35.6	-42	0	43.33	54	-10.67	74	-30.67	0-360	200	V
			6	* ** 8108.438	49.48	Pk	36	-41.2	0	44.28	54	-9.72	74	-29.72	0-360	101	V
		2478	1	* ** 5404.688	50.2	Pk	34.5	-44.1	0	40.6	54	-13.4	74	-33.4	0-360	199	H
			2	* ** 3941.25	53.52	Pk	33.4	-47	0	39.92	54	-14.08	74	-34.08	0-360	199	H

UL LLC
12 Laboratory Drive, Durham, NC 27713; USA TEL:(919)549-1400
This report shall not be reproduced except in full, without the written approval of UL LLC

Chain	Mode	Frequency (MHz)	Marker	Frequency (MHz)	Meter Reading (dBuV)	Det	88761 (dB/m)	Gain/Loss (dB)	DC Corr (dB)	Corrected Reading (dBuV/m)	Avg Limit (dBuV/m)	Margin (dB)	Peak Limit (dBuV/m)	PK Margin (dB)	Azimuth (Degs)	Height (cm)	Polarity
			3	* ** 5095.313	51.96	Pk	34.2	-44.5	0	41.66	54	-12.34	74	-32.34	0-360	199	H
			4	* ** 3978.75	52.8	Pk	33.4	-46.1	0	40.1	54	-13.9	74	-33.9	0-360	199	V
			5	* ** 5062.5	52.53	Pk	34.1	-45.2	0	41.43	54	-12.57	74	-32.57	0-360	199	V
			6	* ** 5414.063	51.02	Pk	34.5	-44.1	0	41.42	54	-12.58	74	-32.58	0-360	101	V
MIMO	1Mbps	2402	1	* ** 4225.313	52.65	Pk	33.6	-46.3	0	39.95	54	-14.05	74	-34.05	0-360	199	H
			2	* ** 4879.688	50.27	Pk	34.2	-44.4	0	40.07	54	-13.93	74	-33.93	0-360	101	H
			4	* ** 9379.688	49.57	Pk	36.4	-40.9	0	45.07	54	-8.93	74	-28.93	0-360	101	H
			5	* ** 4238.438	52.48	Pk	33.6	-45.6	0	40.48	54	-13.52	74	-33.52	0-360	101	V
			6	* ** 4696.875	51.64	Pk	34.1	-44.6	0	41.14	54	-12.86	74	-32.86	0-360	101	V
			8	* ** 9373.125	50.12	Pk	36.4	-40.8	0	45.72	54	-8.28	74	-28.28	0-360	199	V
			7	7205.156	60.67	Pk	35.5	-42.6	0	53.57	-	-	74	-20.43	0-360	101	V
			3	7206.563	55.56	Pk	35.5	-42.6	0	48.46	-	-	74	-25.54	0-360	101	H
		2440	1	* ** 4879.688	51.83	Pk	34.2	-44.4	0	41.63	54	-12.37	74	-32.37	0-360	101	H
			2	* ** 7320.938	55.3	Pk	35.4	-43.4	0	47.3	54	-6.7	74	-26.7	0-360	101	H
			3	* ** 8121.563	49.11	Pk	36	-41.4	0	43.71	54	-10.29	74	-30.29	0-360	101	H
			4	* ** 9400.313	49.8	Pk	36.4	-40.9	0	45.3	54	-8.7	74	-28.7	0-360	101	H
			5	* ** 4879.688	53.9	Pk	34.2	-44.4	0	43.7	54	-10.3	74	-30.3	0-360	101	V
			6	* ** 7320.701	64.15	PK2	35.4	-43.3	0	56.25	-	-	74	-17.75	33	106	V
				* ** 7320.469	56.93	ADV	35.4	-43.3	1.39	50.42	54	-3.58	-	-	33	106	V
			7	* ** 8118.75	49.37	Pk	36	-41.3	0	44.07	54	-9.93	74	-29.93	0-360	199	V
			8	* ** 9397.5	49.27	Pk	36.4	-41.2	0	44.47	54	-9.53	74	-29.53	0-360	199	V
		2480	1	* ** 4887.188	51.63	Pk	34.1	-44.7	0	41.03	54	-12.97	74	-32.97	0-360	101	H
			2	* ** 7440.938	53.09	Pk	35.5	-42.6	0	45.99	54	-8.01	74	-28.01	0-360	101	H
			3	* ** 9429.375	51.08	Pk	36.4	-41.4	0	46.08	54	-7.92	74	-27.92	0-360	101	H
			4	* ** 4009.688	52.63	Pk	33.4	-45.5	0	40.53	54	-13.47	74	-33.47	0-360	200	V
			5	* ** 4587.188	51.43	Pk	34	-44.6	0	40.83	54	-13.17	74	-33.17	0-360	101	V
			6	* ** 7439.21	64.02	PK2	35.5	-42.5	0	57.02	-	-	74	-16.98	38	115	V
				* ** 7439.542	56.54	ADV	35.5	-42.5	1.39	50.93	54	-3.07	-	-	38	115	V
	2Mbps	2404	1	* ** 4834.688	51.77	Pk	34.2	-45.1	0	40.87	54	-13.13	74	-33.13	0-360	199	H
			3	* ** 8190.938	50.14	Pk	35.9	-41.9	0	44.14	54	-9.86	74	-29.86	0-360	101	H
			4	* ** 9405	49.48	Pk	36.4	-40.6	0	45.28	54	-8.72	74	-28.72	0-360	199	H
			5	* ** 4873.125	51.96	Pk	34.2	-44.6	0	41.56	54	-12.44	74	-32.44	0-360	200	V
			7	* ** 8094.375	49.59	Pk	36	-41.8	0	43.79	54	-10.21	74	-30.21	0-360	200	V
			8	* ** 9420	49.77	Pk	36.4	-41.5	0	44.67	54	-9.33	74	-29.33	0-360	101	V
			2	7210.313	53.51	Pk	35.5	-42.7	0	46.31	-	-	74	-27.69	0-360	101	H
			6	7213.125	59.38	Pk	35.5	-42.7	0	52.18	-	-	74	-21.82	0-360	101	V
		2440	1	* ** 4708.125	52.04	Pk	34.1	-44.8	0	41.34	54	-12.66	74	-32.66	0-360	200	H
			2	* ** 7319.063	53.23	Pk	35.4	-43.2	0	45.43	54	-8.57	74	-28.57	0-360	101	H
			3	* ** 9406.875	49.74	Pk	36.4	-40.4	0	45.74	54	-8.26	74	-28.26	0-360	200	H
			4	* ** 7321.497	63.87	PK2	35.4	-43.4	0	55.87	-	-	74	-18.13	37	107	V
				* ** 7321.261	54.27	ADV	35.4	-43.4	2.33	48.6	54	-5.4	-	-	37	107	V
			5	* ** 8104.688	49.84	Pk	36	-41.3	0	44.54	54	-9.46	74	-29.46	0-360	200	V
			6	* ** 9187.5	48.76	Pk	36.1	-40.6	0	44.26	54	-9.74	74	-29.74	0-360	200	V
		2478	1	* ** 4229.063	53.53	Pk	33.6	-46.1	0	41.03	54	-12.97	74	-32.97	0-360	101	H
			2	* ** 7432.5	53.52	Pk	35.5	-41.9	0	47.12	54	-6.88	74	-26.88	0-360	101	H
			3	* ** 9309.375	49.64	Pk	36.3	-40.7	0	45.24	54	-8.76	74	-28.76	0-360	200	H
			4	* ** 4589.063	51.47	Pk	34	-44.8	0	40.67	54	-13.33	74	-33.33	0-360	200	V
			5	* ** 7432.528	63.89	PK2	35.5	-41.9	0	57.49	-	-	74	-16.51	33	110	V
				* ** 7432.62	54.48	ADV	35.5	-41.9	2.33	50.41	54	-3.59	-	-	33	110	V
			6	* ** 9384.375	49.84	Pk	36.4	-41.3	0	44.94	54	-9.06	74	-29.06	0-360	200	V

* - indicates frequency in CFR47 Pt 15 / IC RSS-Restricted Band
** - indicates frequency in Taiwan NCC LP0002 Restricted Band
Pk - Peak detector
Pk2 - Maximum Peak detector
ADV - Linear Voltage Average

UL LLC
12 Laboratory Drive, Durham, NC 27713; USA TEL:(919)549-1400
This report shall not be reproduced except in full, without the written approval of UL LLC

10.1.2. 2.4GHz WLAN

BANDEDGE (WORST-CASE: 802.11be EHT20 242T)

HORIZONTAL RESULT

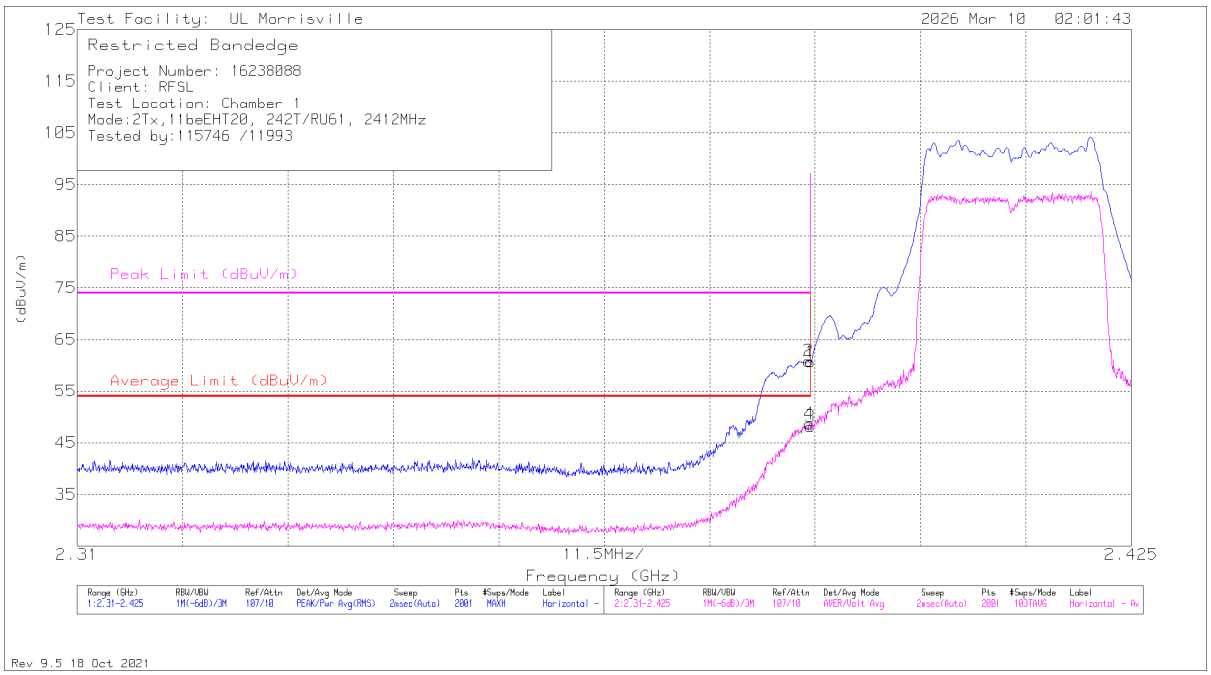

Marker	Frequency (GHz)	Meter Reading (dBuV)	Det	88761 ACF (dB)	Gain/Loss (dB)	DC Corr (dB)	Corrected Reading (dBuV/m)	Average Limit (dBuV/m)	Margin (dB)	Peak Limit (dBuV/m)	PK Margin (dB)	Azimuth (Degs)	Height (cm)	Polarity
1	* ** 2.38998	53.67	Pk	32.1	-25.1	0	60.67	-	-	74	-13.33	38	135	H
2	* ** 2.38981	53.85	Pk	32.1	-25.1	0	60.85	-	-	74	-13.15	38	135	H
3	* ** 2.38998	40.87	ADV	32.1	-25.1	.27	48.14	54	-5.86	-	-	38	135	H
4	* ** 2.38987	41.35	ADV	32.1	-25.1	.27	48.62	54	-5.38	-	-	38	135	H

* - indicates frequency in CFR47 Pt 15 / IC RSS-Restricted Band
** - indicates frequency in Taiwan NCC LP0002 Restricted Band
Pk - Peak detector
ADV - Linear Voltage Average

UL LLC
12 Laboratory Drive, Durham, NC 27713; USA
TEL:(919)549-1400
This report shall not be reproduced except in full, without the written approval of UL LLC

BANDEDGE TEST DATA

Chain	Mode	Frequency (MHz)	Marker	Frequency (GHz)	Meter Reading (dBuV)	Det	88761 ACF (dB)	Gain/Loss (dB)	DC Corr (dB)	Corrected Reading (dBuV/m)	Average Limit (dBuV/m)	Margin (dB)	Peak Limit (dBuV/m)	PK Margin (dB)	Azimuth (Degs)	Height (cm)	Polarity
MIMO	802.11b	2412	1	* ** 2.38996	36.37	Pk	32.1	-25.1	0	43.37	-	-	74	-30.63	9	167	H
			2	* ** 2.38702	39.39	Pk	32.1	-25.1	0	46.39	-	-	74	-27.61	9	167	H
			3	* ** 2.38996	25.83	ADV	32.1	-25.1	.19	33.02	54	-20.98	-	-	9	167	H
			4	* ** 2.38749	29.99	ADV	32.1	-25.1	.19	37.18	54	-16.82	-	-	9	167	H
			1	* ** 2.38996	33.44	Pk	32.1	-25.1	0	40.44	-	-	74	-33.56	24	317	V
			2	* ** 2.38775	35.42	Pk	32.1	-25.1	0	42.42	-	-	74	-31.58	24	317	V
			3	* ** 2.38996	22.19	ADV	32.1	-25.1	.19	29.38	54	-24.62	-	-	24	317	V
			4	* ** 2.38187	22.98	ADV	32.1	-25.2	.19	30.07	54	-23.93	-	-	24	317	V
		2462	1	* ** 2.48354	42.07	Pk	32.3	-24.4	0	49.97	-	-	74	-24.03	277	132	H
			2	* ** 2.48606	44.41	Pk	32.3	-24.5	0	52.21	-	-	74	-21.79	277	132	H
			3	* ** 2.48354	31.13	ADV	32.3	-24.4	.19	39.22	54	-14.78	-	-	277	132	H
			4	* ** 2.48627	37.17	ADV	32.3	-24.5	.19	45.16	54	-8.84	-	-	277	132	H
			1	* ** 2.48354	40.02	Pk	32.3	-24.4	0	47.92	-	-	74	-26.08	221	386	V
			2	* ** 2.48632	41.51	Pk	32.3	-24.5	0	49.31	-	-	74	-24.69	221	386	V
			3	* ** 2.48354	29.95	ADV	32.3	-24.4	.19	38.04	54	-15.96	-	-	221	386	V
			4	* ** 2.48663	32.68	ADV	32.3	-24.5	.19	40.67	54	-13.33	-	-	221	386	V
		2467	1	* ** 2.48354	33.22	Pk	32.3	-24.4	0	41.12	-	-	74	-32.88	276	147	H
			2	** 2.50311	34.91	Pk	32.3	-24.2	0	43.01	-	-	74	-30.99	276	147	H
			3	* ** 2.48354	21.96	ADV	32.3	-24.4	.19	30.05	54	-23.95	-	-	276	146	H
			4	** 2.50341	22.57	ADV	32.3	-24.2	.19	30.86	54	-23.14	-	-	276	146	H
			1	* ** 2.48354	34.93	Pk	32.3	-24.4	0	42.83	-	-	74	-31.17	94	380	V
			2	** 2.5114	35.23	Pk	32.3	-24.4	0	43.13	-	-	74	-30.87	94	380	V
			3	* ** 2.48354	22.36	ADV	32.3	-24.4	.19	30.45	54	-23.55	-	-	94	380	V
			4	* ** 2.48673	23.04	ADV	32.3	-24.5	.19	31.03	54	-22.97	-	-	94	380	V
		2472	1	* ** 2.48352	32.82	Pk	32.3	-24.4	0	40.72	-	-	74	-33.28	261	144	H
			2	* ** 2.48592	34.98	Pk	32.3	-24.5	0	42.78	-	-	74	-31.22	261	144	H
			3	* ** 2.48352	22.6	ADV	32.3	-24.4	.19	30.69	54	-23.31	-	-	261	144	H
			4	** 2.50312	22.53	ADV	32.3	-24.2	.19	30.82	54	-23.18	-	-	261	144	H
			1	* ** 2.48355	33.02	Pk	32.3	-24.4	0	40.92	-	-	74	-33.08	58	363	V
			2	* ** 2.4855	35.43	Pk	32.3	-24.5	0	43.23	-	-	74	-30.77	58	363	V
			3	* ** 2.48355	20.87	ADV	32.3	-24.4	.19	28.96	54	-25.04	-	-	58	363	V
			4	** 2.5043	22.72	ADV	32.3	-24.2	.19	31.01	54	-22.99	-	-	58	363	V
	802.11g	2412	1	* ** 2.38996	49.85	Pk	32.1	-25.1	0	56.85	-	-	74	-17.15	16	121	H
			2	* ** 2.3898	50.37	Pk	32.1	-25.1	0	57.37	-	-	74	-16.63	16	121	H
			3	* ** 2.38996	33.98	ADV	32.1	-25.1	1.11	42.09	54	-11.91	-	-	16	121	H
			4	* ** 2.38985	33.57	ADV	32.1	-25.1	1.11	41.68	54	-12.32	-	-	16	121	H
			1	* ** 2.38996	47.49	Pk	32.1	-25.1	0	54.49	-	-	74	-19.51	207	364	V
			2	* ** 2.3897	47.94	Pk	32.1	-25.1	0	54.94	-	-	74	-19.06	207	364	V
			3	* ** 2.38996	30.84	ADV	32.1	-25.1	1.11	38.95	54	-15.05	-	-	207	364	V
			4	* ** 2.38991	31.15	ADV	32.1	-25.1	1.11	39.26	54	-14.74	-	-	207	364	V
		2462	1	* ** 2.48354	46.97	Pk	32.3	-24.4	0	54.87	-	-	74	-19.13	325	117	H
			2	* ** 2.48359	47.25	Pk	32.3	-24.4	0	55.15	-	-	74	-18.85	325	117	H
			3	* ** 2.48354	32.93	ADV	32.3	-24.4	1.11	41.94	54	-12.06	-	-	325	117	H
			4	* ** 2.4839	33.46	ADV	32.3	-24.4	1.11	42.47	54	-11.53	-	-	325	117	H
			1	* ** 2.48354	46.53	Pk	32.3	-24.4	0	54.43	-	-	74	-19.57	112	376	V
			2	* ** 2.4839	46.25	Pk	32.3	-24.4	0	54.15	-	-	74	-19.85	112	376	V
			3	* ** 2.48354	32.54	ADV	32.3	-24.4	1.11	41.55	54	-12.45	-	-	112	376	V
			4	* ** 2.48369	32.49	ADV	32.3	-24.4	1.11	41.5	54	-12.5	-	-	112	376	V
		2467	1	* ** 2.48355	41.91	Pk	32.3	-24.4	0	49.81	-	-	74	-24.19	304	104	H
			2	* ** 2.48366	41.84	Pk	32.3	-24.4	0	49.74	-	-	74	-24.26	304	104	H
			3	* ** 2.48355	25.9	ADV	32.3	-24.4	1.11	34.91	54	-19.09	-	-	304	104	H
			4	* ** 2.48377	26.07	ADV	32.3	-24.4	1.11	35.08	54	-18.92	-	-	304	104	H
			1	* ** 2.48355	36.61	Pk	32.3	-24.4	0	44.51	-	-	74	-29.49	223	292	V
			2	* ** 2.48366	37.72	Pk	32.3	-24.4	0	45.62	-	-	74	-28.38	223	292	V
			3	* ** 2.48355	23.01	ADV	32.3	-24.4	1.11	32.02	54	-21.98	-	-	223	292	V
			4	* ** 2.48361	23.03	ADV	32.3	-24.4	1.11	32.04	54	-21.96	-	-	223	292	V
		2472	1	* ** 2.48355	40.95	Pk	32.3	-24.4	0	48.85	-	-	74	-25.15	353	127	H
			2	* ** 2.48485	41.45	Pk	32.3	-24.5	0	49.25	-	-	74	-24.75	353	127	H
			3	* ** 2.48355	25.67	ADV	32.3	-24.4	1.11	34.68	54	-19.32	-	-	353	127	H
			4	* ** 2.4838	26.25	ADV	32.3	-24.4	1.11	35.26	54	-18.74	-	-	353	127	H
			1	* ** 2.48351	36.28	Pk	32.3	-24.4	0	44.18	-	-	74	-29.82	69	365	V
			2	* ** 2.48409	37.25	Pk	32.3	-24.4	0	45.15	-	-	74	-28.85	69	365	V
			3	* ** 2.48351	23.71	ADV	32.3	-24.4	1.11	32.72	54	-21.28	-	-	69	365	V
			4	* ** 2.4839	24.11	ADV	32.3	-24.4	1.11	33.12	54	-20.88	-	-	69	365	V

UL LLC
12 Laboratory Drive, Durham, NC 27713; USA TEL:(919)549-1400
This report shall not be reproduced except in full, without the written approval of UL LLC

Chain	Mode	Frequency (MHz)	Marker	Frequency (GHz)	Meter Reading (dBuV)	Det	88761 ACF (dB)	Gain/Loss (dB)	DC Corr (dB)	Corrected Reading (dBuV/m)	Average Limit (dBuV/m)	Margin (dB)	Peak Limit (dBuV/m)	PK Margin (dB)	Azimuth (Degs)	Height (cm)	Polarity
MIMO	802.11n HT20	2412	1	* ** 2.38996	50.63	Pk	32.1	-25.1	0	57.63	-	-	74	-16.37	314	108	H
			2	* ** 2.3897	52.28	Pk	32.1	-25.1	0	59.28	-	-	74	-14.72	314	108	H
			3	* ** 2.38996	35.58	ADV	32.1	-25.1	1.5	44.08	54	-9.92	-	-	314	108	H
			4	* ** 2.38975	35.59	ADV	32.1	-25.1	1.5	44.09	54	-9.91	-	-	314	108	H
			1	* ** 2.38996	46.95	Pk	32.1	-25.1	0	53.95	-	-	74	-20.05	120	354	V
			2	* ** 2.38959	48.27	Pk	32.1	-25.1	0	55.27	-	-	74	-18.73	120	354	V
			3	* ** 2.38996	31.68	ADV	32.1	-25.1	1.5	40.18	54	-13.82	-	-	120	354	V
			4	* ** 2.38991	32.13	ADV	32.1	-25.1	1.5	40.63	54	-13.37	-	-	120	354	V
		2462	1	* ** 2.48354	47.59	Pk	32.3	-24.4	0	55.49	-	-	74	-18.51	298	154	H
			2	* ** 2.48369	51.03	Pk	32.3	-24.4	0	58.93	-	-	74	-15.07	298	154	H
			3	* ** 2.48354	35.2	ADV	32.3	-24.4	1.5	44.6	54	-9.4	-	-	298	154	H
			4	* ** 2.48369	35.61	ADV	32.3	-24.4	1.5	45.01	54	-8.99	-	-	298	154	H
			1	* ** 2.48354	44.83	Pk	32.3	-24.4	0	52.73	-	-	74	-21.27	226	335	V
			2	* ** 2.48359	46.99	Pk	32.3	-24.4	0	54.89	-	-	74	-19.11	226	335	V
			3	* ** 2.48354	30.72	ADV	32.3	-24.4	1.5	40.12	54	-13.88	-	-	226	335	V
			4	* ** 2.48426	30.71	ADV	32.3	-24.4	1.5	40.11	54	-13.89	-	-	226	335	V
		2467	1	* ** 2.48355	41.86	Pk	32.3	-24.4	0	49.76	-	-	74	-24.24	310	102	H
			2	* ** 2.48387	42.12	Pk	32.3	-24.4	0	50.02	-	-	74	-23.98	310	102	H
			3	* ** 2.48355	25.15	ADV	32.3	-24.4	1.5	34.55	54	-19.45	-	-	310	102	H
			4	* ** 2.48366	25.66	ADV	32.3	-24.4	1.5	35.06	54	-18.94	-	-	310	102	H
			1	* ** 2.48355	41.47	Pk	32.3	-24.4	0	49.37	-	-	74	-24.63	106	369	V
			2	* ** 2.48366	40.87	Pk	32.3	-24.4	0	48.77	-	-	74	-25.23	106	369	V
			3	* ** 2.48355	24.33	ADV	32.3	-24.4	1.5	33.73	54	-20.27	-	-	106	369	V
			4	* ** 2.48371	24.57	ADV	32.3	-24.4	1.5	33.97	54	-20.03	-	-	106	369	V
		2472	1	* ** 2.48351	38.53	Pk	32.3	-24.4	0	46.43	-	-	74	-27.57	28	149	H
			2	* ** 2.48428	39.31	Pk	32.3	-24.4	0	47.21	-	-	74	-26.79	28	149	H
			3	* ** 2.48351	24.63	ADV	32.3	-24.4	1.5	34.03	54	-19.97	-	-	28	149	H
			4	* ** 2.48543	24.84	ADV	32.3	-24.5	1.5	34.14	54	-19.86	-	-	28	149	H
			1	* ** 2.48351	37.02	Pk	32.3	-24.4	0	44.92	-	-	74	-29.08	60	367	V
			2	* ** 2.48394	36.65	Pk	32.3	-24.4	0	44.55	-	-	74	-29.45	60	367	V
			3	* ** 2.48351	23.03	ADV	32.3	-24.4	1.5	32.43	54	-21.57	-	-	60	367	V
			4	* ** 2.48514	23.5	ADV	32.3	-24.5	1.5	32.8	54	-21.2	-	-	60	367	V
	802.11be EHT20 26T	2412	1	* ** 2.38996	37.44	Pk	32.1	-25.1	0	44.44	-	-	74	-29.56	305	146	H
			2	* ** 2.38991	37.74	Pk	32.1	-25.1	0	44.74	-	-	74	-29.26	305	146	H
			3	* ** 2.38996	22.63	ADV	32.1	-25.1	0	29.63	54	-24.37	-	-	305	146	H
			4	* ** 2.3898	23.58	ADV	32.1	-25.1	0	30.58	54	-23.42	-	-	305	146	H
			1	* ** 2.38996	35.47	Pk	32.1	-25.1	0	42.47	-	-	74	-31.53	221	399	V
			2	* ** 2.38954	35.86	Pk	32.1	-25.1	0	42.86	-	-	74	-31.14	221	399	V
			3	* ** 2.38996	22.56	ADV	32.1	-25.1	0	29.56	54	-24.44	-	-	221	399	V
			4	* ** 2.38613	23.05	ADV	32.1	-25.1	0	30.05	54	-23.95	-	-	221	399	V
		2462	1	* ** 2.48351	39.53	Pk	32.3	-24.4	0	47.43	-	-	74	-26.57	282	145	H
			2	* ** 2.48357	40.82	Pk	32.3	-24.4	0	48.72	-	-	74	-25.28	282	145	H
			3	* ** 2.48351	26.05	ADV	32.3	-24.4	0	33.95	54	-20.05	-	-	282	144	V
			4	* ** 2.4847	26.53	ADV	32.3	-24.5	0	34.33	54	-19.67	-	-	282	144	V
			1	* ** 2.4835	33.63	Pk	32.3	-24.4	0	41.53	-	-	74	-32.47	179	296	V
			2	** 2.50769	35.74	Pk	32.3	-24.3	0	43.74	-	-	74	-30.26	179	296	V
			3	* ** 2.4835	22.73	ADV	32.3	-24.4	0	30.63	54	-23.37	-	-	179	296	V
			4	** 2.50305	22.71	ADV	32.3	-24.2	0	30.81	54	-23.19	-	-	179	296	V
		2467	1	* ** 2.48355	44.96	Pk	32.3	-24.4	0	52.86	-	-	74	-21.14	261	125	H
			2	* ** 2.48361	45.02	Pk	32.3	-24.4	0	52.92	-	-	74	-21.08	261	125	H
			3	* ** 2.48355	23.95	ADV	32.3	-24.4	0	31.85	54	-22.15	-	-	261	125	H
			4	* ** 2.48366	24.39	ADV	32.3	-24.4	0	32.29	54	-21.71	-	-	261	125	H
			1	* ** 2.48352	39.59	Pk	32.3	-24.4	0	47.49	-	-	74	-26.51	222	290	V
			2	* ** 2.48362	40.26	Pk	32.3	-24.4	0	48.16	-	-	74	-25.84	222	290	V
			3	* ** 2.48352	22.45	ADV	32.3	-24.4	0	30.35	54	-23.65	-	-	222	290	V
			4	* ** 2.48388	23.32	ADV	32.3	-24.4	0	31.22	54	-22.78	-	-	222	290	V
		2472	1	* ** 2.48351	48.54	Pk	32.3	-24.4	0	56.44	-	-	74	-17.56	39	159	H
			2	* ** 2.4838	44.72	Pk	32.3	-24.4	0	52.62	-	-	74	-21.38	39	159	H
			3	* ** 2.48351	24.06	ADV	32.3	-24.4	0	31.96	54	-22.04	-	-	39	159	H
			4	* ** 2.48356	25.4	ADV	32.3	-24.4	0	33.3	54	-20.7	-	-	39	159	H
			1	* ** 2.48351	49.99	Pk	32.3	-24.4	0	57.89	-	-	74	-16.11	90	331	V
			2	* ** 2.4838	45.31	Pk	32.3	-24.4	0	53.21	-	-	74	-20.79	90	331	V
			3	* ** 2.48351	25.97	ADV	32.3	-24.4	0	33.87	54	-20.13	-	-	90	331	V
			4	* ** 2.48366	24.1	ADV	32.3	-24.4	0	32	54	-22	-	-	90	331	V
	802.11be EHT20 52T	2412	1	* ** 2.38997	40.53	Pk	32.1	-25.1	0	47.53	-	-	74	-26.47	25	117	H
			2	* ** 2.38981	41.99	Pk	32.1	-25.1	0	48.99	-	-	74	-25.01	25	117	H
			3	* ** 2.38997	23.99	ADV	32.1	-25.1	0	30.99	54	-23.01	-	-	25	117	H
			4	* ** 2.38909	24.28	ADV	32.1	-25.1	0	31.28	54	-22.72	-	-	25	117	H
			1	* ** 2.38998	38.95	Pk	32.1	-25.1	0	45.95	-	-	74	-28.05	106	356	V
			2	* ** 2.38958	40.96	Pk	32.1	-25.1	0	47.96	-	-	74	-26.04	106	356	V
			3	* ** 2.38998	23.17	ADV	32.1	-25.1	0	30.17	54	-23.83	-	-	106	356	V
			4	* ** 2.38975	23.62	ADV	32.1	-25.1	0	30.62	54	-23.38	-	-	106	356	V
		2462	1	* ** 2.48351	43.18	Pk	32.3	-24.4	0	51.08	-	-	74	-22.92	9	149	H
			2	* ** 2.48492	43.45	Pk	32.3	-24.5	0	51.25	-	-	74	-22.75	9	149	H
			3	* ** 2.48351	26.56	ADV	32.3	-24.4	0	34.46	54	-19.54	-	-	9	149	H
			4	* ** 2.48519	27.97	ADV	32.3	-24.5	0	35.77	54	-18.23	-	-	9	149	H
			1	* ** 2.48351	38.85	Pk	32.3	-24.4	0	46.75	-	-	74	-27.25	192	265	V
			2	* ** 2.48378	38.53	Pk	32.3	-24.4	0	46.43	-	-	74	-27.57	192	265	V
			3	* ** 2.48351	24.19	ADV	32.3	-24.4	0	32.09	54	-21.91	-	-	192	265	V
			4	* ** 2.48432	25.3	ADV	32.3	-24.4	0	33.2	54	-20.8	-	-	192	265	V

UL LLC
12 Laboratory Drive, Durham, NC 27713; USA TEL:(919)549-1400
This report shall not be reproduced except in full, without the written approval of UL LLC

Chain	Mode	Frequency (MHz)	Marker	Frequency (GHz)	Meter Reading (dBuV)	Det	88761 ACF (dB)	Gain/Loss (dB)	DC Corr (dB)	Corrected Reading (dBuV/m)	Average Limit (dBuV/m)	Margin (dB)	Peak Limit (dBuV/m)	PK Margin (dB)	Azimuth (Degs)	Height (cm)	Polarity
MIMO	802.11be EHT20 52T	2467	1	* ** 2.48354	45.69	Pk	32.3	-24.4	0	53.59	-	-	74	-20.41	293	121	H
			2	* ** 2.48374	45.28	Pk	32.3	-24.4	0	53.18	-	-	74	-20.82	293	121	H
			3	* ** 2.48354	25.16	ADV	32.3	-24.4	0	33.06	54	-20.94	-	-	293	121	H
			4	* ** 2.4841	24.74	ADV	32.3	-24.4	0	32.64	54	-21.36	-	-	293	121	H
			1	* ** 2.48354	35.63	Pk	32.3	-24.4	0	43.53	-	-	74	-30.47	273	385	V
			2	* ** 2.48374	35.16	Pk	32.3	-24.4	0	43.06	-	-	74	-30.94	273	385	V
			3	* ** 2.48354	21.64	ADV	32.3	-24.4	0	29.54	54	-24.46	-	-	273	385	V
			4	** 2.50249	22.55	ADV	32.3	-24.2	0	30.65	54	-23.35	-	-	273	385	V
		2472	1	* ** 2.48353	42.88	Pk	32.3	-24.4	0	50.78	-	-	74	-23.22	129	210	H
			2	* ** 2.48377	38.7	Pk	32.3	-24.4	0	46.6	-	-	74	-27.4	129	210	H
			3	* ** 2.48353	23.66	ADV	32.3	-24.4	0	31.56	54	-22.44	-	-	129	210	H
			4	* ** 2.48363	23.78	ADV	32.3	-24.4	0	31.68	54	-22.32	-	-	129	210	H
			1	* ** 2.48351	42.51	Pk	32.3	-24.4	0	50.41	-	-	74	-23.59	127	263	V
			2	* ** 2.48361	40.58	Pk	32.3	-24.4	0	48.48	-	-	74	-25.52	127	263	V
			3	* ** 2.48351	23.73	ADV	32.3	-24.4	0	31.63	54	-22.37	-	-	127	263	V
			4	* ** 2.48356	24.93	ADV	32.3	-24.4	0	32.83	54	-21.17	-	-	127	263	V
	802.11be EHT20 52+26T	2412	1	* ** 2.38998	39.06	Pk	32.1	-25.1	0	46.06	-	-	74	-27.94	305	151	H
			2	* ** 2.38977	39.99	Pk	32.1	-25.1	0	46.99	-	-	74	-27.01	305	151	H
			3	* ** 2.38998	24.17	ADV	32.1	-25.1	0	31.17	54	-22.83	-	-	305	151	H
			4	* ** 2.38993	24.44	ADV	32.1	-25.1	0	31.44	54	-22.56	-	-	305	151	H
			1	* ** 2.38996	33.85	Pk	32.1	-25.1	0	40.85	-	-	74	-33.15	181	398	V
			2	* ** 2.35337	34.89	Pk	32	-24.6	0	42.29	-	-	74	-31.71	181	398	V
			3	* ** 2.38996	22.74	ADV	32.1	-25.1	0	29.74	54	-24.26	-	-	181	398	V
			4	* ** 2.34948	22.42	ADV	32	-24.7	0	29.72	54	-24.28	-	-	181	398	V
		2462	1	* ** 2.48354	43.57	Pk	32.3	-24.4	0	51.47	-	-	74	-22.53	299	102	H
			2	* ** 2.48384	44.23	Pk	32.3	-24.4	0	52.13	-	-	74	-21.87	299	102	H
			3	* ** 2.48354	28.59	ADV	32.3	-24.4	0	36.49	54	-17.51	-	-	299	102	H
			4	* ** 2.48415	28.81	ADV	32.3	-24.4	0	36.71	54	-17.29	-	-	299	102	H
			1	* ** 2.48354	41.74	Pk	32.3	-24.4	0	49.64	-	-	74	-24.36	91	366	V
			2	* ** 2.48359	43.01	Pk	32.3	-24.4	0	50.91	-	-	74	-23.09	91	366	V
			3	* ** 2.48354	26.7	ADV	32.3	-24.4	0	34.6	54	-19.4	-	-	91	366	V
			4	* ** 2.48415	27.55	ADV	32.3	-24.4	0	35.45	54	-18.55	-	-	91	366	V
		2467	1	* ** 2.48354	38.26	Pk	32.3	-24.4	0	46.16	-	-	74	-27.84	291	146	H
			2	* ** 2.48395	39.6	Pk	32.3	-24.4	0	47.5	-	-	74	-26.5	291	146	H
			3	* ** 2.48354	23.46	ADV	32.3	-24.4	0	31.36	54	-22.64	-	-	291	146	H
			4	* ** 2.48374	23.8	ADV	32.3	-24.4	0	31.7	54	-22.3	-	-	291	146	H
			1	* ** 2.48351	33.94	Pk	32.3	-24.4	0	41.84	-	-	74	-32.16	22	292	V
			2	** 2.5023	34.89	Pk	32.3	-24.2	0	42.99	-	-	74	-31.01	22	292	V
			3	* ** 2.48351	21.5	ADV	32.3	-24.4	0	29.4	54	-24.6	-	-	22	292	V
			4	** 2.50856	22.59	ADV	32.3	-24.3	0	30.59	54	-23.41	-	-	22	292	V
		2472	1	* ** 2.48351	38.11	Pk	32.3	-24.4	0	46.01	-	-	74	-27.99	9	151	H
			2	* ** 2.48365	35.98	Pk	32.3	-24.4	0	43.88	-	-	74	-30.12	9	151	H
			3	* ** 2.48351	22.96	ADV	32.3	-24.4	0	30.86	54	-23.14	-	-	9	151	H
			4	* ** 2.48356	23.63	ADV	32.3	-24.4	0	31.53	54	-22.47	-	-	9	151	H
			1	* ** 2.48351	33.78	Pk	32.3	-24.4	0	41.68	-	-	74	-32.32	63	358	V
			2	* ** 2.48409	34.78	Pk	32.3	-24.4	0	42.68	-	-	74	-31.32	63	358	V
			3	* ** 2.48351	21.99	ADV	32.3	-24.4	0	29.89	54	-24.11	-	-	63	358	V
			4	** 2.50335	22.61	ADV	32.3	-24.2	0	30.71	54	-23.29	-	-	63	358	V
	802.11be EHT20 106T	2412	1	* ** 2.38998	42.08	Pk	32.1	-25.1	0	49.08	-	-	74	-24.92	131	355	H
			2	* ** 2.38964	42.81	Pk	32.1	-25.1	0	49.81	-	-	74	-24.19	131	355	H
			3	* ** 2.38998	24.11	ADV	32.1	-25.1	0.19	31.3	54	-22.7	-	-	131	355	H
			4	* ** 2.38987	24.34	ADV	32.1	-25.1	0.19	31.53	54	-22.47	-	-	131	355	H
			1	* ** 2.38998	43.48	Pk	32.1	-25.1	0	50.48	54	-	74	-23.52	99	353	V
			2	* ** 2.38952	45.97	Pk	32.1	-25.1	0	52.97	54	-	74	-21.03	99	353	V
			3	* ** 2.38998	24.55	ADV	32.1	-25.1	0.19	31.74	54	-22.26	-	-	99	353	V
			4	* ** 2.3897	25.41	ADV	32.1	-25.1	0.19	32.6	54	-21.4	-	-	99	353	V
		2462	1	* ** 2.48351	47.52	Pk	32.3	-24.4	0	55.42	-	-	74	-18.58	171	143	H
			2	* ** 2.48573	45.54	Pk	32.3	-24.5	0	53.34	-	-	74	-20.66	171	143	H
			3	* ** 2.48351	26.44	ADV	32.3	-24.4	.19	34.53	54	-19.47	-	-	171	143	H
			4	* ** 2.484	26.85	ADV	32.3	-24.4	.19	34.94	54	-19.06	-	-	171	143	H
			1	* ** 2.48351	48.22	Pk	32.3	-24.4	0	56.12	-	-	74	-17.88	203	375	V
			2	* ** 2.48573	48.12	Pk	32.3	-24.5	0	55.92	-	-	74	-18.08	203	375	V
			3	* ** 2.48351	26.34	ADV	32.3	-24.4	.19	34.43	54	-19.57	-	-	203	375	V
			4	* ** 2.48362	27.27	ADV	32.3	-24.4	.19	35.36	54	-18.64	-	-	203	375	V
		2467	1	* ** 2.48355	42.9	Pk	32.3	-24.4	0	50.8	-	-	74	-23.2	309	163	H
			2	* ** 2.48375	42.14	Pk	32.3	-24.4	0	50.04	-	-	74	-23.96	309	163	H
			3	* ** 2.48355	23.71	ADV	32.3	-24.4	0.19	31.8	54	-22.2	-	-	309	163	H
			4	* ** 2.48375	24.77	ADV	32.3	-24.4	0.19	32.86	54	-21.14	-	-	309	163	H
			1	* ** 2.48351	33.13	Pk	32.3	-24.4	0	41.03	54	-	74	-32.97	29	287	V
			2	** 2.50472	34.67	Pk	32.3	-24.2	0	42.77	54	-	74	-31.23	29	287	V
			3	* ** 2.48351	21.82	ADV	32.3	-24.4	0.19	29.91	54	-24.09	-	-	29	287	V
			4	** 2.50104	22.44	ADV	32.3	-24.2	0.19	30.73	54	-23.27	-	-	29	287	V
		2472	1	* ** 2.48351	42.23	Pk	32.3	-24.4	0	50.13	54	-	74	-23.87	32	130	H
			2	* ** 2.48385	37.03	Pk	32.3	-24.4	0	44.93	54	-	74	-29.07	32	130	H
			3	* ** 2.48351	24.02	ADV	32.3	-24.4	0.19	32.11	54	-21.89	-	-	32	130	H
			4	* ** 2.48365	23.74	ADV	32.3	-24.4	0.19	31.83	54	-22.17	-	-	32	130	H
			1	* ** 2.48353	41.85	Pk	32.3	-24.4	0	49.75	54	-	74	-24.25	100	329	V
			2	* ** 2.48391	36.62	Pk	32.3	-24.4	0	44.52	54	-	74	-29.48	100	329	V
			3	* ** 2.48353	23.46	ADV	32.3	-24.4	0.19	31.55	54	-22.45	-	-	100	329	V
			4	* ** 2.48368	24.07	ADV	32.3	-24.4	0.19	32.16	54	-21.84	-	-	100	329	V

UL LLC
12 Laboratory Drive, Durham, NC 27713; USA TEL:(919)549-1400
This report shall not be reproduced except in full, without the written approval of UL LLC

Chain	Mode	Frequency (MHz)	Marker	Frequency (GHz)	Meter Reading (dBuV)	Det	88761 ACF (dB)	Gain/Loss (dB)	DC Corr (dB)	Corrected Reading (dBuV/m)	Average Limit (dBuV/m)	Margin (dB)	Peak Limit (dBuV/m)	PK Margin (dB)	Azimuth (Degs)	Height (cm)	Polarity
MIMO	802.11be EHT20 106+26T	2412	1	* ** 2.38996	44.04	Pk	32.1	-25.1	0	51.04	-	-	74	-22.96	33	114	H
			2	* ** 2.38954	44.95	Pk	32.1	-25.1	0	51.95	-	-	74	-22.05	33	114	H
			3	* ** 2.38996	25.79	ADV	32.1	-25.1	.19	32.98	54	-21.02	-	-	33	114	H
			4	* ** 2.38985	26.26	ADV	32.1	-25.1	.19	33.45	54	-20.55	-	-	33	114	H
			1	* ** 2.38996	40.78	Pk	32.1	-25.1	0	47.78	-	-	74	-26.22	225	356	V
			2	* ** 2.38975	42.23	Pk	32.1	-25.1	0	49.23	-	-	74	-24.77	225	356	V
			3	* ** 2.38996	23.17	ADV	32.1	-25.1	.19	30.36	54	-23.64	-	-	225	356	V
			4	* ** 2.38922	24.33	ADV	32.1	-25.1	.19	31.52	54	-22.48	-	-	225	356	V
		2462	1	* ** 2.48354	43.37	Pk	32.3	-24.4	0	51.27	-	-	74	-22.73	319	146	H
			2	* ** 2.48374	44	Pk	32.3	-24.4	0	51.9	-	-	74	-22.1	319	146	H
			3	* ** 2.48354	30.09	ADV	32.3	-24.4	.19	38.18	54	-15.82	-	-	319	146	H
			4	* ** 2.48498	29.88	ADV	32.3	-24.5	.19	37.87	54	-16.13	-	-	319	146	H
			1	* ** 2.48354	39.56	Pk	32.3	-24.4	0	47.46	-	-	74	-26.54	194	376	V
			2	* ** 2.48482	40.59	Pk	32.3	-24.5	0	48.39	-	-	74	-25.61	194	376	V
			3	* ** 2.48354	26.4	ADV	32.3	-24.4	.19	34.49	54	-19.51	-	-	194	376	V
			4	* ** 2.48364	26.94	ADV	32.3	-24.4	.19	35.03	54	-18.97	-	-	194	376	V
		2467	1	* ** 2.48355	39.35	Pk	32.3	-24.4	0	47.25	-	-	74	-26.75	43	159	H
			2	* ** 2.4836	39.9	Pk	32.3	-24.4	0	47.8	-	-	74	-26.2	43	159	H
			3	* ** 2.48355	23.56	ADV	32.3	-24.4	.19	31.65	54	-22.35	-	-	43	159	H
			4	* ** 2.48365	23.7	ADV	32.3	-24.4	.19	31.79	54	-22.21	-	-	43	159	H
			1	* ** 2.48355	40.21	Pk	32.3	-24.4	0	48.11	-	-	74	-25.89	91	373	V
			2	* ** 2.48385	39.23	Pk	32.3	-24.4	0	47.13	-	-	74	-26.87	91	373	V
			3	* ** 2.48355	23.27	ADV	32.3	-24.4	.19	31.36	54	-22.64	-	-	91	373	V
			4	* ** 2.4845	23.96	ADV	32.3	-24.4	.19	32.05	54	-21.95	-	-	91	373	V
		2472	1	* ** 2.48354	43.97	Pk	32.3	-24.4	0	51.87	-	-	74	-22.13	292	167	H
			2	* ** 2.48384	40.12	Pk	32.3	-24.4	0	48.02	-	-	74	-25.98	292	167	H
			3	* ** 2.48354	23.99	ADV	32.3	-24.4	.19	32.08	54	-21.92	-	-	292	167	H
			4	* ** 2.48359	24.79	ADV	32.3	-24.4	.19	32.88	54	-21.12	-	-	292	167	H
			1	* ** 2.48354	42.16	Pk	32.3	-24.4	0	50.06	-	-	74	-23.94	90	376	V
			2	* ** 2.484	38.53	Pk	32.3	-24.4	0	46.43	-	-	74	-27.57	90	376	V
			3	* ** 2.48354	23.64	ADV	32.3	-24.4	.19	31.73	54	-22.27	-	-	90	376	V
			4	* ** 2.48374	23.32	ADV	32.3	-24.4	.19	31.41	54	-22.59	-	-	90	376	V
	802.11be EHT20 242T	2412	1	* ** 2.38998	53.67	Pk	32.1	-25.1	0	60.67	-	-	74	-13.33	38	135	H
			2	* ** 2.38981	53.85	Pk	32.1	-25.1	0	60.85	-	-	74	-13.15	38	135	H
			3	* ** 2.38998	40.87	ADV	32.1	-25.1	.27	48.14	54	-5.86	-	-	38	135	H
			4	* ** 2.38987	41.35	ADV	32.1	-25.1	.27	48.62	54	-5.38	-	-	38	135	H
			1	* ** 2.38998	50.84	Pk	32.1	-25.1	0	57.84	-	-	74	-16.16	221	347	V
			2	* ** 2.38975	51.08	Pk	32.1	-25.1	0	58.08	-	-	74	-15.92	221	347	V
			3	* ** 2.38998	37.87	ADV	32.1	-25.1	.27	45.14	54	-8.86	-	-	221	347	V
			4	* ** 2.38964	38.58	ADV	32.1	-25.1	.27	45.85	54	-8.15	-	-	221	347	V
		2462	1	* ** 2.48351	52.26	Pk	32.3	-24.4	0	60.16	-	-	74	-13.84	132	297	H
			2	* ** 2.48578	53.68	Pk	32.3	-24.5	0	61.48	-	-	74	-12.52	132	297	H
			3	* ** 2.48351	36.88	ADV	32.3	-24.4	.27	45.05	54	-8.95	-	-	132	297	H
			4	* ** 2.48411	38.27	ADV	32.3	-24.4	.27	46.44	54	-7.56	-	-	132	297	H
			1	* ** 2.48355	54.37	Pk	32.3	-24.4	0	62.27	-	-	74	-11.73	110	366	V
			2	* ** 2.48569	55.3	Pk	32.3	-24.5	0	63.1	-	-	74	-10.9	110	366	V
			3	* ** 2.48355	38.87	ADV	32.3	-24.4	.27	47.04	54	-6.96	-	-	110	366	V
			4	* ** 2.48387	39.57	ADV	32.3	-24.4	.27	47.74	54	-6.26	-	-	110	366	V
		2467	1	* ** 2.48355	42.28	Pk	32.3	-24.4	0	50.18	-	-	74	-23.82	272	142	H
			2	* ** 2.4836	43.77	Pk	32.3	-24.4	0	51.67	-	-	74	-22.33	272	142	H
			3	* ** 2.48355	24.41	ADV	32.3	-24.4	.27	32.58	54	-21.42	-	-	272	142	H
			4	* ** 2.4839	24.43	ADV	32.3	-24.4	.27	32.6	54	-21.4	-	-	272	142	H
			1	* ** 2.48355	38.04	Pk	32.3	-24.4	0	45.94	-	-	74	-28.06	217	361	V
			2	* ** 2.48385	37.74	Pk	32.3	-24.4	0	45.64	-	-	74	-28.36	217	361	V
			3	* ** 2.48355	22.5	ADV	32.3	-24.4	.27	30.67	54	-23.33	-	-	217	361	V
			4	* ** 2.4845	22.97	ADV	32.3	-24.4	.27	31.14	54	-22.86	-	-	217	361	V
		2472	1	* ** 2.48353	45.91	Pk	32.3	-24.4	0	53.81	-	-	74	-20.19	266	143	H
			2	* ** 2.48425	40.46	Pk	32.3	-24.4	0	48.36	-	-	74	-25.64	266	143	H
			3	* ** 2.48353	26.64	ADV	32.3	-24.4	.27	34.81	54	-19.19	-	-	266	143	H
			4	* ** 2.48387	26.6	ADV	32.3	-24.4	.27	34.77	54	-19.23	-	-	266	143	H
			1	* ** 2.48352	36.22	Pk	32.3	-24.4	0	44.12	-	-	74	-29.88	26	346	V
			2	* ** 2.48395	35.44	Pk	32.3	-24.4	0	43.34	-	-	74	-30.66	26	346	V
			3	* ** 2.48352	23.32	ADV	32.3	-24.4	.27	31.49	54	-22.51	-	-	26	346	V
			4	* ** 2.48512	22.94	ADV	32.3	-24.5	.27	31.01	54	-22.99	-	-	26	346	V

* - indicates frequency in CFR47 Pt 15 / IC RSS-Restricted Band
** - indicates frequency in Taiwan NCC LP0002 Restricted Band
Pk - Peak detector
ADV - Linear Voltage Average

UL LLC
12 Laboratory Drive, Durham, NC 27713; USA TEL:(919)549-1400
This report shall not be reproduced except in full, without the written approval of UL LLC

HARMONICS AND SPURIOUS (WORST-CASE: 802.11b)

Horizontal

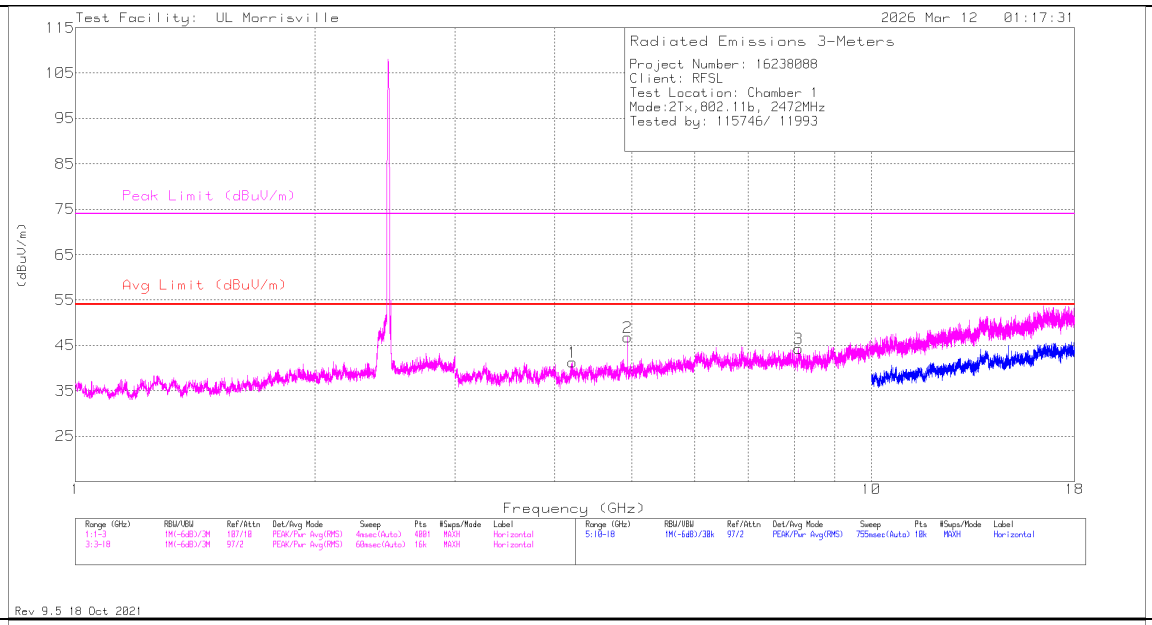

Vertical

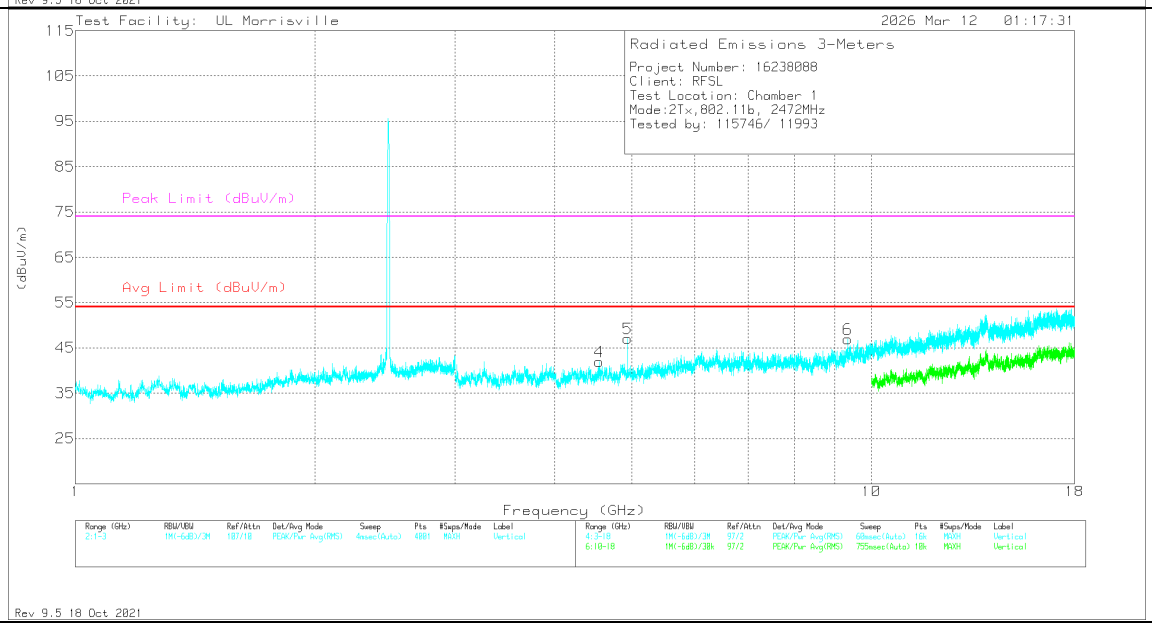

Marker	Frequency (GHz)	Meter Reading (dBuV)	Det	88761 ACF (dB)	Gain/Loss (dB)	DC Corr (dB)	Corrected Reading (dBuV/m)	Avg Limit (dBuV/m)	Margin (dB)	Peak Limit (dBuV/m)	PK Margin (dB)	Azimuth (Degs)	Height (cm)	Polarity
1	* ** 4.21313	53.83	Pk	33.5	-46	0	41.33	54	-12.67	74	-32.67	0-360	101	H
2	* ** 4.94344	58.25	Pk	33.9	-45.3	0	46.85	54	-7.15	74	-27.15	0-360	101	H
3	* ** 8.09531	50.28	Pk	35.7	-41.7	0	44.28	54	-9.72	74	-29.72	0-360	200	H
4	* ** 4.55063	54.56	Pk	33.8	-46.4	0	41.96	54	-12.04	74	-32.04	0-360	200	V
5	* ** 4.94344	58.51	Pk	33.9	-45.3	0	47.11	54	-6.89	74	-26.89	0-360	101	V
6	* ** 9.34125	51.07	Pk	36.4	-40.5	0	46.97	54	-7.03	74	-27.03	0-360	200	V

* - indicates frequency in CFR47 Pt 15 / IC RSS-Restricted Band
** - indicates frequency in Taiwan NCC LP0002 Restricted Band
Pk - Peak detector

UL LLC
12 Laboratory Drive, Durham, NC 27713; USA
TEL:(919)549-1400
This report shall not be reproduced except in full, without the written approval of UL LLC

HARMONICS AND SPURIOUS TEST DATA

Chain	Mode	Frequency (MHz)	Marker	Frequency (GHz)	Meter Reading (dBuV)	Det	88761 ACF (dB)	Gain/Loss (dB)	DC Corr (dB)	Corrected Reading (dBuV/m)	Avg Limit (dBuV/m)	Margin (dB)	Peak Limit (dBuV/m)	PK Margin (dB)	Azimuth (Degs)	Height (cm)	Polarity
MIMO	802.11b	2412	1	* ** 1.482	33.74	Pk	28.1	-24.9	0	36.94	54	-17.06	74	-37.06	0-360	101	H
			4	* ** 1.3995	35.03	Pk	28.3	-24.6	0	38.73	54	-15.27	74	-35.27	0-360	101	V
			2	* ** 3.55875	51.84	Pk	33.1	-43.7	0	41.24	54	-12.76	74	-32.76	0-360	200	H
			3	* ** 7.53563	50.58	Pk	35.7	-41.6	0	44.68	54	-9.32	74	-29.32	0-360	101	H
			5	* ** 4.82344	57.54	Pk	34	-46.7	0	44.84	54	-9.16	74	-29.16	0-360	101	V
			6	* ** 8.14031	50.94	Pk	35.8	-41.7	0	45.04	54	-8.96	74	-28.96	0-360	200	V
		2437	1	* ** 1.3965	34.85	Pk	28.3	-24.5	0	38.65	54	-15.35	74	-35.35	0-360	199	H
			4	* ** 1.613	34.61	Pk	28.2	-24.6	0	38.21	54	-15.79	74	-35.79	0-360	101	V
			2	* ** 3.66188	52.62	Pk	33.2	-44.6	0	41.22	54	-12.78	74	-32.78	0-360	199	H
			3	* ** 4.87397	61.43	PK2	34.1	-45.5	0	50.03	-	-	74	-23.97	183	101	H
				* ** 4.87394	56.8	ADV	34.1	-45.5	.19	45.59	54	-8.41	-	-	183	101	H
			5	* ** 3.6675	53.84	Pk	33.2	-44.2	0	42.84	54	-11.16	74	-31.16	0-360	101	V
			6	* ** 4.87406	62.02	PK2	34.1	-45.5	0	50.62	-	-	74	-23.38	160	117	V
				* ** 4.87404	57.66	ADV	34.1	-45.5	.19	46.45	54	-7.55	-	-	160	117	V
		2472	1	* ** 4.21313	53.83	Pk	33.5	-46	0	41.33	54	-12.67	74	-32.67	0-360	101	H
			2	* ** 4.94344	58.25	Pk	33.9	-45.3	0	46.85	54	-7.15	74	-27.15	0-360	101	H
			3	* ** 8.09531	50.28	Pk	35.7	-41.7	0	44.28	54	-9.72	74	-29.72	0-360	200	H
			4	* ** 4.55063	54.56	Pk	33.8	-46.4	0	41.96	54	-12.04	74	-32.04	0-360	200	V
			5	* ** 4.94344	58.51	Pk	33.9	-45.3	0	47.11	54	-6.89	74	-26.89	0-360	101	V
			6	* ** 9.34125	51.07	Pk	36.4	-40.5	0	46.97	54	-7.03	74	-27.03	0-360	200	V
	802.11be EHT20 26T	2412	1	* ** 1.551	34.23	Pk	28	-24.4	0	37.83	54	-16.17	74	-36.17	0-360	200	H
			4	* ** 1.6145	34.92	Pk	28.2	-24.7	0	38.42	54	-15.58	74	-35.58	0-360	200	V
			2	* ** 4.26281	53.2	Pk	33.5	-45.2	0	41.5	54	-12.5	74	-32.5	0-360	200	H
			3	* ** 8.14875	50.57	Pk	35.8	-41.4	0	44.97	54	-9.03	74	-29.03	0-360	101	H
			5	* ** 3.95344	53.42	Pk	33.3	-45	0	41.72	54	-12.28	74	-32.28	0-360	101	V
			6	* ** 4.84313	53.14	Pk	34.1	-45.7	0	41.54	54	-12.46	74	-32.46	0-360	200	V
		2437	1	* ** 3.59344	51.79	Pk	33.1	-43.6	0	41.29	54	-12.71	74	-32.71	0-360	101	H
			2	* ** 4.87594	54.74	Pk	34.1	-45.3	0	43.54	54	-10.46	74	-30.46	0-360	199	H
			3	* ** 9.39563	51.4	Pk	36.5	-40.8	0	47.1	54	-6.9	74	-26.9	0-360	199	H
			4	* ** 3.53719	52.88	Pk	33	-44.4	0	41.48	54	-12.52	74	-32.52	0-360	200	V
			5	* ** 4.75406	54.23	Pk	34	-46.7	0	41.53	54	-12.47	74	-32.47	0-360	101	V
			6	* ** 8.11406	50.35	Pk	35.7	-41.5	0	44.55	54	-9.45	74	-29.45	0-360	200	V
		2472	1	* ** 3.68906	53.52	Pk	33.2	-44.7	0	42.02	54	-11.98	74	-31.98	0-360	200	H
			2	* ** 4.92656	54.37	Pk	34	-45.8	0	42.57	54	-11.43	74	-31.43	0-360	101	H
			3	* ** 7.30781	51.77	Pk	35.5	-42.6	0	44.67	54	-9.33	74	-29.33	0-360	101	H
			4	* ** 4.92563	55.3	Pk	34	-45.9	0	43.4	54	-10.6	74	-30.6	0-360	101	V
			5	* ** 8.145	50.44	Pk	35.8	-41.2	0	45.04	54	-8.96	74	-28.96	0-360	200	V
			6	* ** 9.34125	50.35	Pk	36.4	-40.5	0	46.25	54	-7.75	74	-27.75	0-360	200	V

* - indicates frequency in CFR47 Pt 15 / IC RSS-Restricted Band
** - indicates frequency in Taiwan NCC LP0002 Restricted Band
Pk - Peak detector
Pk2 – Maximum Peak
ADV – Linear voltage Averaging.

UL LLC
12 Laboratory Drive, Durham, NC 27713; USA TEL:(919)549-1400
This report shall not be reproduced except in full, without the written approval of UL LLC

10.2. WORST CASE SPURIOUS BELOW 30-1000MHZ

10.2.1. BLE

Horizontal

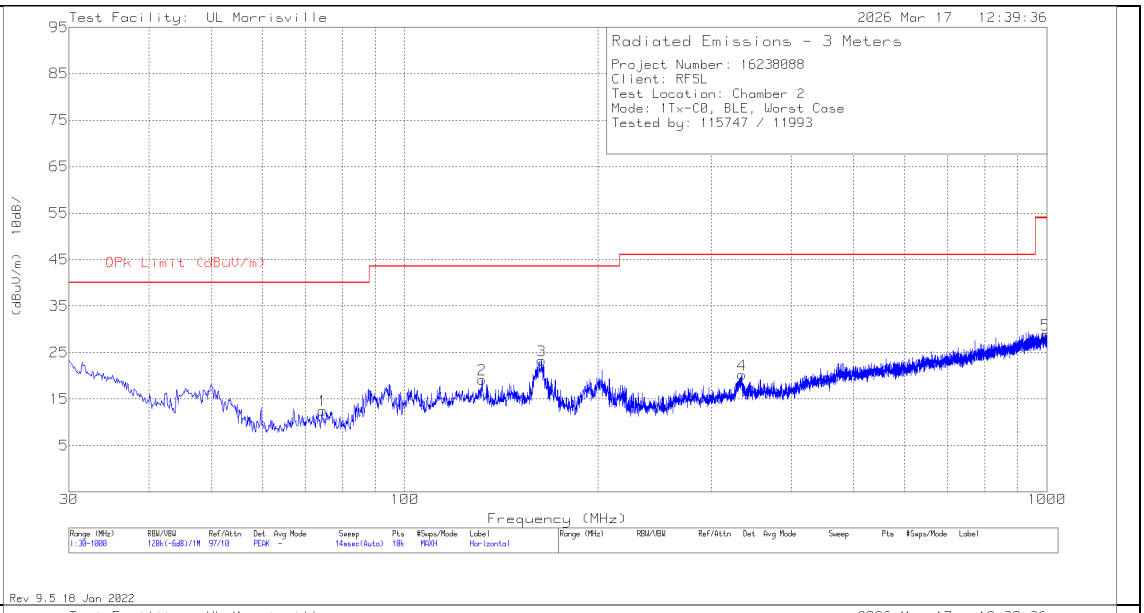

Vertical

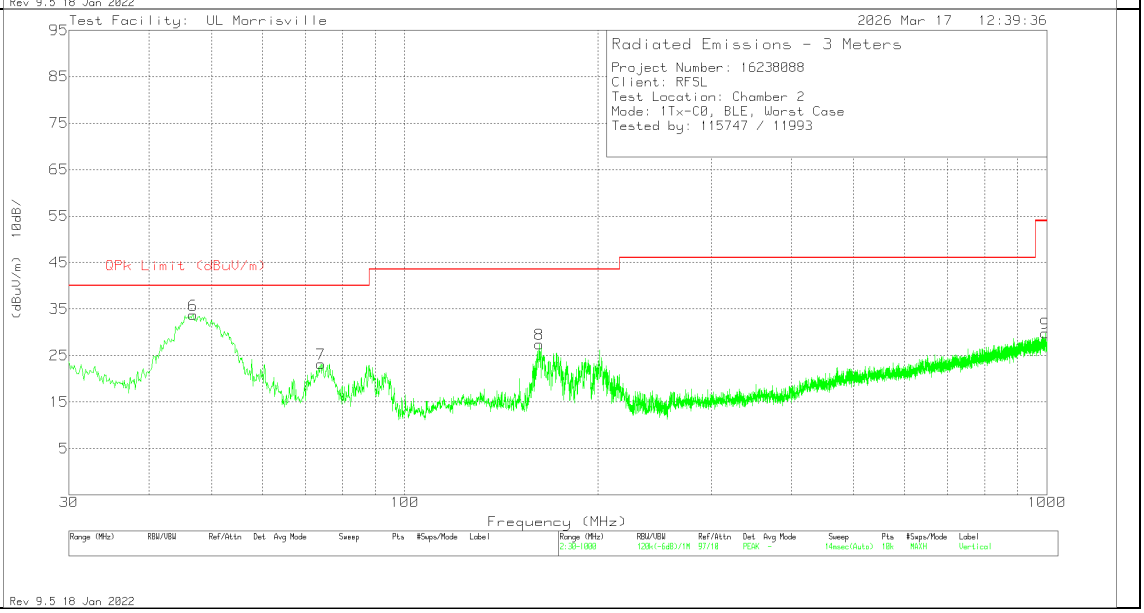

UL LLC
12 Laboratory Drive, Durham, NC 27713; USA
TEL:(919)549-1400
This report shall not be reproduced except in full, without the written approval of UL LLC

Chain	Marker	Frequency (MHz)	Meter Reading (dBuV)	Det	85717 (dB/m)	Gain/Loss (dB)	Corrected Reading (dBuV/m)	QPk Limit (dBuV/m)	Margin (dB)	Azimuth (Degs)	Height (cm)	Polarity
0	1	* ** 74.426	28.87	Pk	14.5	-30.9	12.47	40	-27.53	0-360	399	H
	2	* ** 131.947	29.83	Pk	19.7	-30.4	19.13	43.52	-24.39	0-360	199	H
	3	* ** 163.181	35.33	Pk	17.9	-30	23.23	43.52	-20.29	0-360	199	H
	4	* ** 335.162	30.01	Pk	19.9	-29.7	20.21	46.02	-25.81	0-360	101	H
	5	* ** 994.665	24.7	Pk	29.3	-25.2	28.8	53.97	-25.17	0-360	399	H
	7	* ** 74.038	39.77	Pk	14.5	-31.1	23.17	40	-16.83	0-360	101	V
	8	* ** 162.114	39.62	Pk	17.9	-30.1	27.42	43.52	-16.1	0-360	101	V
	9	* ** 994.277	25.49	Pk	29.3	-25	29.79	53.97	-24.18	0-360	299	V
	6	46.781	50.33	Pk	15.1	-31.7	33.73	-	-	0-360	101	V
1	1	* ** 74.135	28.68	Pk	14.5	-31.1	12.08	40	-27.92	0-360	199	H
	2	* ** 133.305	29.12	Pk	19.6	-30.8	17.92	43.52	-25.6	0-360	199	H
	3	* ** 163.569	34.69	Pk	17.9	-30	22.59	43.52	-20.93	0-360	299	H
	4	* ** 328.663	30.02	Pk	19.8	-29.3	20.52	46.02	-25.5	0-360	299	H
	5	* ** 980.6	26.43	Pk	29.2	-24.9	30.73	53.97	-23.24	0-360	199	H
	7	* ** 74.426	38.67	Pk	14.5	-30.9	22.27	40	-17.73	0-360	101	V
	8	* ** 170.747	39.97	Pk	17.6	-30.7	26.87	43.52	-16.65	0-360	101	V
	9	* ** 260.375	30.68	Pk	18.1	-29.8	18.98	46.02	-27.04	0-360	101	V
	10	* ** 986.808	25.33	Pk	29.3	-25.3	29.33	53.97	-24.64	0-360	299	V
	6	46.296	50.26	Pk	15.4	-31.5	34.16	-	-	0-360	101	V
MIMO	1	* ** 74.135	28.83	Pk	14.5	-31.1	12.23	40	-27.77	0-360	199	H
	2	* ** 162.405	37.02	Pk	17.9	-30.4	24.52	43.52	-19	0-360	199	H
	3	* ** 249.414	28.77	Pk	17.4	-29.8	16.37	46.02	-29.65	0-360	101	H
	4	* ** 333.319	29.97	Pk	19.9	-28.8	21.07	46.02	-24.95	0-360	299	H
	5	* ** 997.866	24.88	Pk	29.3	-25.5	28.68	53.97	-25.29	0-360	199	H
	7	* ** 74.038	40.01	Pk	14.5	-31.1	23.41	40	-16.59	0-360	101	V
	8	* ** 162.793	40.37	Pk	17.9	-30.7	27.57	43.52	-15.95	0-360	101	V
	9	* ** 171.426	40.01	Pk	17.6	-29.8	27.81	43.52	-15.71	0-360	101	V
	10	* ** 998.254	25.53	Pk	29.3	-25.2	29.63	53.97	-24.34	0-360	199	V
	6	46.684	50.29	Pk	15.2	-31.7	33.79	-	-	0-360	101	V

* - indicates frequency in CFR47 Pt 15 / IC RSS-Restricted Band
** - indicates frequency in Taiwan NCC LP0002 Restricted Band
Pk - Peak detector

UL LLC
12 Laboratory Drive, Durham, NC 27713; USA
TEL:(919)549-1400
This report shall not be reproduced except in full, without the written approval of UL LLC

10.2.2. 2.4GHz WLAN

Horizontal

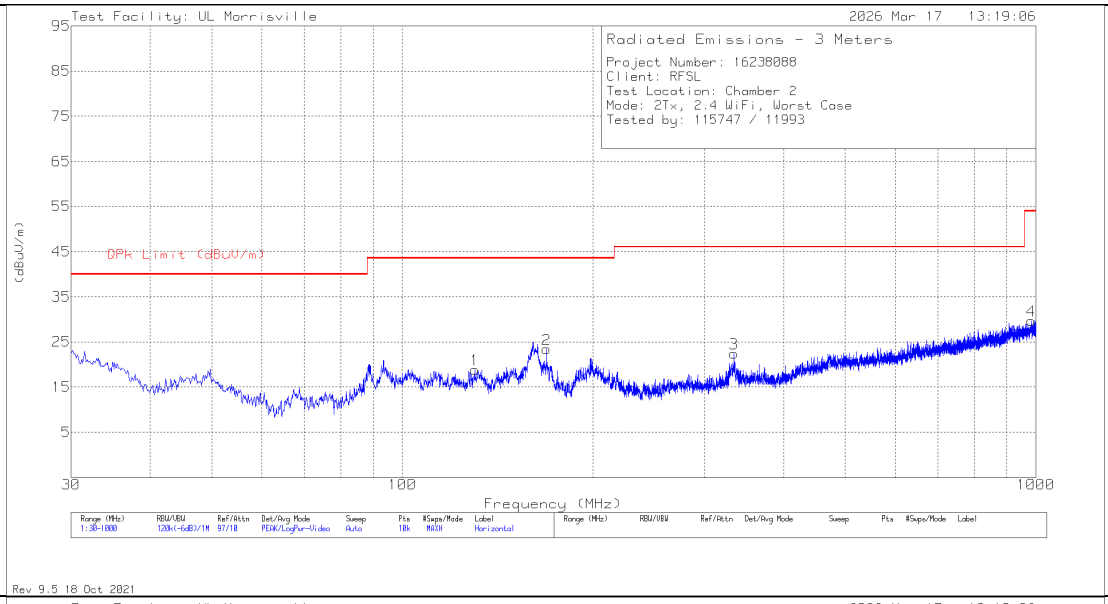

Vertical

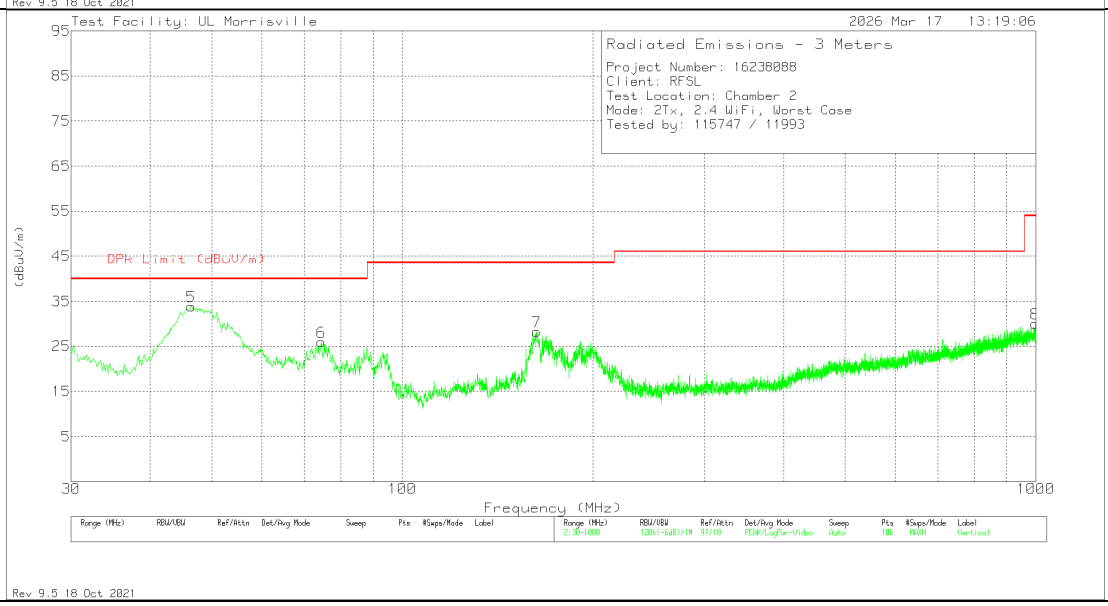

Marker	Frequency (MHz)	Meter Reading (dBuV)	Det	85717 (dB/m)	Gain/Loss (dB)	Corrected Reading (dBuV/m)	QPk Limit (dBuV/m)	Margin (dB)	Azimuth (Degs)	Height (cm)	Polarity
1	* ** 130.201	29.62	Pk	19.7	-30.5	18.82	43.52	-24.7	0-360	101	H
2	* ** 168.904	35.78	Pk	17.7	-30.1	23.38	43.52	-20.14	0-360	199	H
3	* ** 333.804	31.33	Pk	19.9	-28.8	22.43	46.02	-23.59	0-360	101	H
4	* ** 983.025	25	Pk	29.3	-24.6	29.7	53.97	-24.27	0-360	101	H
6	* ** 74.523	42.52	Pk	14.5	-31	26.02	40	-13.98	0-360	101	V
7	* ** 162.89	40.87	Pk	17.9	-30.5	28.27	43.52	-15.25	0-360	101	V
8	* ** 998.545	25.71	Pk	29.3	-25	30.01	53.97	-23.96	0-360	299	V
5	46.393	49.99	Pk	15.4	-31.5	33.89	-	-	0-360	101	V

* - indicates frequency in CFR47 Pt 15 / IC RSS-Restricted Band
** - indicates frequency in Taiwan NCC LP0002 Restricted Band
Pk - Peak detector

UL LLC
12 Laboratory Drive, Durham, NC 27713; USA
TEL:(919)549-1400
This report shall not be reproduced except in full, without the written approval of UL LLC

11. AC POWER LINE CONDUCTED EMISSIONS

LIMITS

FCC §15.207 (a)
RSS-Gen 8.8

Frequency of Emission (MHz)	Conducted Limit (dBuV)	
	Quasi-peak	Average
0.15-0.5	66 to 56 *	56 to 46 *
0.5-5	56	46
5-30	60	50

* Decreases with the logarithm of the frequency.

TEST PROCEDURE

The EUT is placed on a non-conducting table 40 cm from the vertical ground plane and 80 cm above the horizontal ground plane. The EUT is configured in accordance with ANSI C63.10.

The receiver is set to a resolution bandwidth of 9 kHz. Peak detection is used unless otherwise noted as quasi-peak or average.

Line conducted data is recorded for both lines.

UL LLC
12 Laboratory Drive, Durham, NC 27713; USA TEL:(919)549-1400
This report shall not be reproduced except in full, without the written approval of UL LLC

11.1. BLE

LINE 1 RESULTS

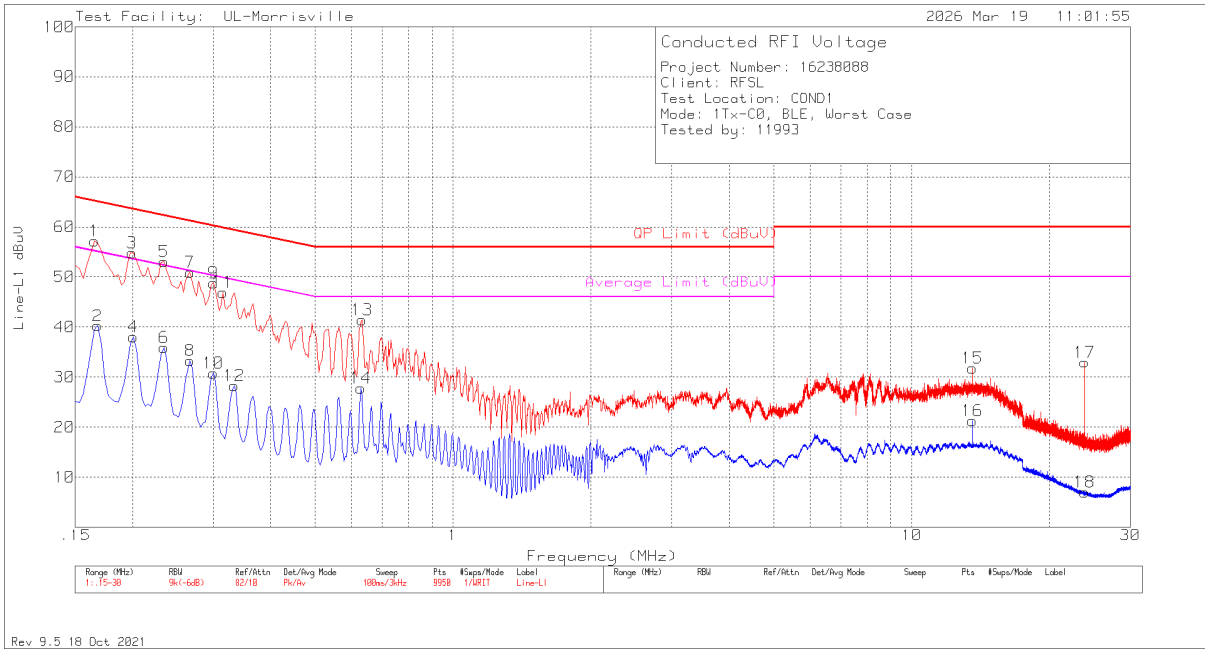

LINE 2 RESULTS

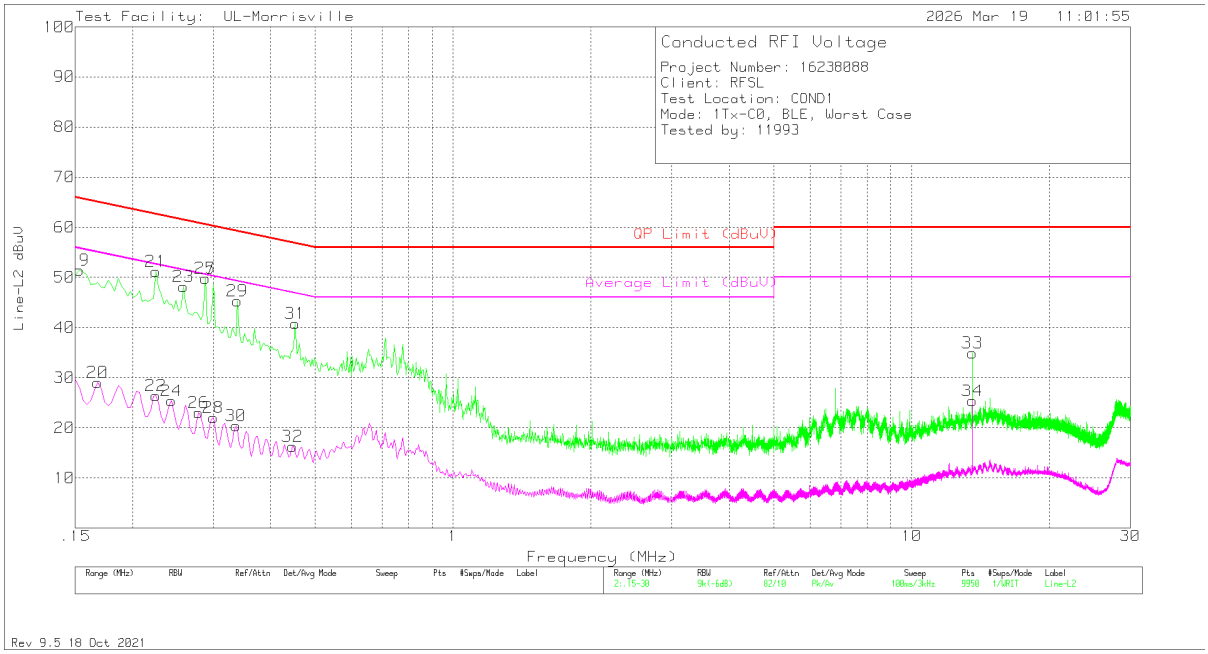

UL LLC
12 Laboratory Drive, Durham, NC 27713; USA
TEL:(919)549-1400
This report shall not be reproduced except in full, without the written approval of UL LLC

Chain	Line	Marker	Frequency (MHz)	Meter Reading (dBuV)	Det	LISN VDF (dB)	Cbl/Limiter (dB)	Corrected Reading dBuV	QP Limit (dBuV)	Margin (dB)	Average Limit (dBuV)	Margin (dB)
0	1	1	.165	47.31	Pk	.2	9.7	57.21	65.21	-8	-	-
		2	.168	30.34	Av	.2	9.7	40.24	-	-	55.06	-14.82
		3	.1995	44.97	Pk	.1	9.7	54.77	63.63	-8.86	-	-
		4	.201	28.2	Av	.1	9.7	38	-	-	53.57	-15.57
		5	.234	43.31	Pk	.1	9.7	53.11	62.31	-9.2	-	-
		6	.234	26.11	Av	.1	9.7	35.91	-	-	52.31	-16.4
		7	.267	41.14	Pk	.1	9.7	50.94	61.21	-10.27	-	-
		8	.267	23.48	Av	.1	9.7	33.28	-	-	51.21	-17.93
		9	.3	39	Pk	.1	9.7	48.8	60.24	-11.44	-	-
		10	.3	20.97	Av	.1	9.7	30.77	-	-	50.24	-19.47
		11	.315	37.17	Pk	.1	9.7	46.97	59.84	-12.87	-	-
		12	.333	18.49	Av	.1	9.7	28.29	-	-	49.38	-21.09
		14	.63	18.06	Av	0	9.7	27.76	-	-	46	-18.24
		13	.633	31.69	Pk	0	9.7	41.39	56	-14.61	-	-
		15	13.56	21.85	Pk	.1	9.8	31.75	60	-28.25	-	-
		16	13.5615	11.41	Av	.1	9.8	21.31	-	-	50	-28.69
		18	23.841	-2.98	Av	.2	9.8	7.02	-	-	50	-42.98
		17	23.859	22.97	Pk	.2	9.8	32.97	60	-27.03	-	-
	2	19	.153	41.58	Pk	.2	9.7	51.48	65.84	-14.36	-	-
		20	.168	19.14	Av	.2	9.7	29.04	-	-	55.06	-26.02
		21	.225	41.38	Pk	.1	9.7	51.18	62.63	-11.45	-	-
		22	.225	16.56	Av	.1	9.7	26.36	-	-	52.63	-26.27
		24	.243	15.55	Av	.1	9.7	25.35	-	-	51.99	-26.64
		23	.258	38.37	Pk	.1	9.7	48.17	61.5	-13.33	-	-
		26	.279	13.25	Av	.1	9.7	23.05	-	-	50.85	-27.8
		25	.288	39.99	Pk	.1	9.7	49.79	60.58	-10.79	-	-
		27	.288	39.99	Pk	.1	9.7	49.79	60.58	-10.79	-	-
		28	.3	12.18	Av	.1	9.7	21.98	-	-	50.24	-28.26
		30	.336	10.6	Av	.1	9.7	20.4	-	-	49.3	-28.9
		29	.339	35.49	Pk	.1	9.7	45.29	59.23	-13.94	-	-
		32	.447	6.54	Av	0	9.7	16.24	-	-	46.93	-30.69
		31	.453	31.09	Pk	0	9.7	40.79	56.82	-16.03	-	-
		33	13.56	24.99	Pk	.1	9.8	34.89	60	-25.11	-	-
		34	13.563	15.45	Av	.1	9.8	25.35	-	-	50	-24.65
1	1	2	.243	15.93	Av	.1	9.7	25.73	-	-	51.99	-26.26
		1	.23351	29.42	Qp	.1	9.7	39.22	62.32	-23.1	-	-
		3	.345	35.68	Pk	.1	9.7	45.48	59.08	-13.6	-	-
		4	.354	10.01	Av	.1	9.7	19.81	-	-	48.87	-29.06
		6	.375	8.74	Av	.1	9.7	18.54	-	-	48.39	-29.85
		5	.384	31.15	Pk	.1	9.7	40.95	58.19	-17.24	-	-
		7	.54	30.96	Pk	0	9.7	40.66	56	-15.34	-	-
		8	.555	7.22	Av	0	9.7	16.92	-	-	46	-29.08
		10	.615	9.78	Av	0	9.7	19.48	-	-	46	-26.52
		9	.627	32.12	Pk	0	9.7	41.82	56	-14.18	-	-
		11	13.56	21.7	Pk	.1	9.8	31.6	60	-28.4	-	-
		12	13.56	9.77	Av	.1	9.8	19.67	-	-	50	-30.33
	2	14	.168	18.8	Av	.2	9.7	28.7	-	-	55.06	-26.36
		13	.171	40.54	Pk	.2	9.7	50.44	64.91	-14.47	-	-
		15	.648	26.06	Pk	0	9.7	35.76	56	-20.24	-	-
		16	.657	10.21	Av	0	9.7	19.91	-	-	46	-26.09
		17	.711	28.24	Pk	0	9.7	37.94	56	-18.06	-	-
		18	.711	9.08	Av	0	9.7	18.78	-	-	46	-27.22
		19	.777	26.65	Pk	0	9.7	36.35	56	-19.65	-	-
		20	.777	7.63	Av	0	9.7	17.33	-	-	46	-28.67
		21	13.56	25.46	Pk	.1	9.8	35.36	60	-24.64	-	-
		22	13.56	17.52	Av	.1	9.8	27.42	-	-	50	-22.58
		23	29.556	18.53	Pk	.3	9.8	28.63	60	-31.37	-	-
		24	29.565	-.75	Av	.3	9.8	9.35	-	-	50	-40.65
		25	29.643	17.62	Pk	.3	9.8	27.72	60	-32.28	-	-
		26	29.682	-.84	Av	.3	9.8	9.26	-	-	50	-40.74
MIMO	1	1	.222	39.56	Pk	.1	9.7	49.36	62.74	-13.38	-	-
		2	.225	19.7	Av	.1	9.7	29.5	-	-	52.63	-23.13

UL LLC
12 Laboratory Drive, Durham, NC 27713; USA TEL:(919)549-1400
This report shall not be reproduced except in full, without the written approval of UL LLC

Chain	Line	Marker	Frequency (MHz)	Meter Reading (dBuV)	Det	LISN VDF (dB)	Cbl/Limiter (dB)	Corrected Reading dBuV	QP Limit (dBuV)	Margin (dB)	Average Limit (dBuV)	Margin (dB)
		3	.336	31.9	Pk	.1	9.7	41.7	59.3	-17.6	-	-
		4	.336	12.75	Av	.1	9.7	22.55	-	-	49.3	-26.75
		5	.357	30.51	Pk	.1	9.7	40.31	58.8	-18.49	-	-
		6	.372	10.84	Av	.1	9.7	20.64	-	-	48.46	-27.82
		7	.486	32.53	Pk	0	9.7	42.23	56.24	-14.01	-	-
		8	.486	9.36	Av	0	9.7	19.06	-	-	46.24	-27.18
		10	.912	6.64	Av	0	9.7	16.34	-	-	46	-29.66
		9	.945	26.96	Pk	0	9.7	36.66	56	-19.34	-	-
		12	13.56	12.14	Av	.1	9.8	22.04	-	-	50	-27.96
		11	13.563	22.43	Pk	.1	9.8	32.33	60	-27.67	-	-
	2	23	.156	40.16	Pk	.2	9.7	50.06	65.67	-15.61	-	-
		24	.168	19.52	Av	.2	9.7	29.42	-	-	55.06	-25.64
		14	.225	16.85	Av	.1	9.7	26.65	-	-	52.63	-25.98
		13	.228	38.15	Pk	.1	9.7	47.95	62.52	-14.57	-	-
		15	.711	27.66	Pk	0	9.7	37.36	56	-18.64	-	-
		16	.714	9.12	Av	0	9.7	18.82	-	-	46	-27.18
		18	.774	8.16	Av	0	9.7	17.86	-	-	46	-28.14
		17	.777	26.4	Pk	0	9.7	36.1	56	-19.9	-	-
		19	.837	23.82	Pk	0	9.7	33.52	56	-22.48	-	-
		20	.84	6.92	Av	0	9.7	16.62	-	-	46	-29.38
		21	13.56	26.75	Pk	.1	9.8	36.65	60	-23.35	-	-
		22	13.56	17.98	Av	.1	9.8	27.88	-	-	50	-22.12

Pk – Peak Detector
Av – Average Detector

UL LLC
12 Laboratory Drive, Durham, NC 27713; USA TEL:(919)549-1400
This report shall not be reproduced except in full, without the written approval of UL LLC

11.2. 2.4GHz WLAN

LINE 1 RESULTS

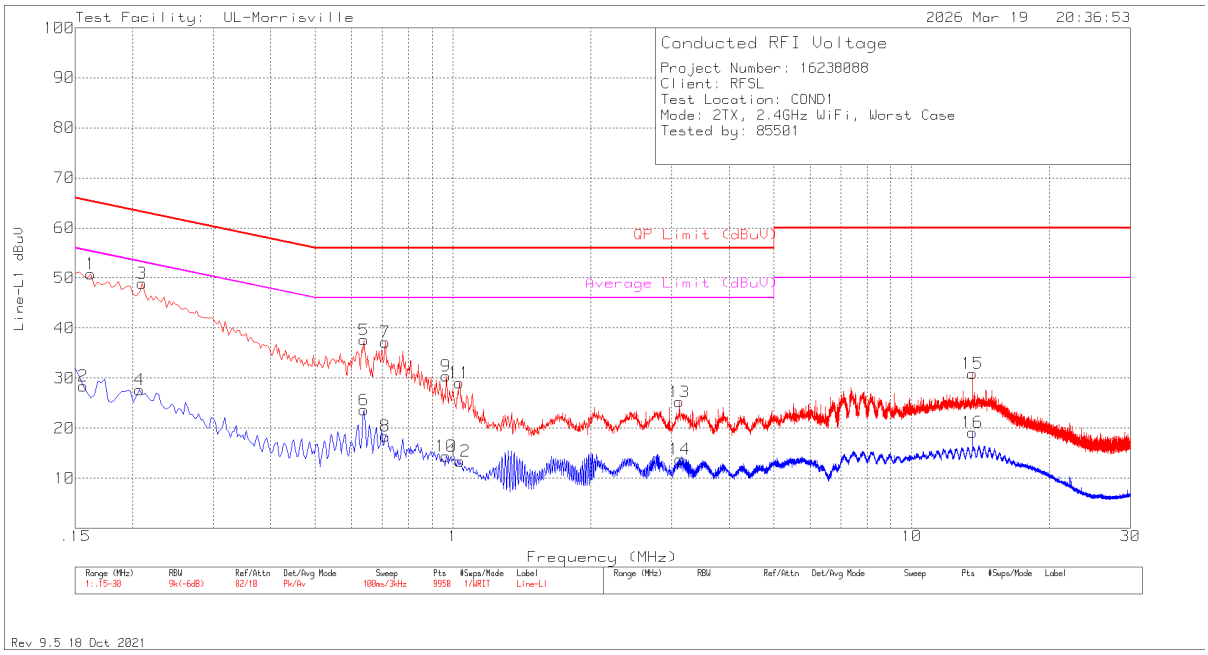

LINE 2 RESULTS

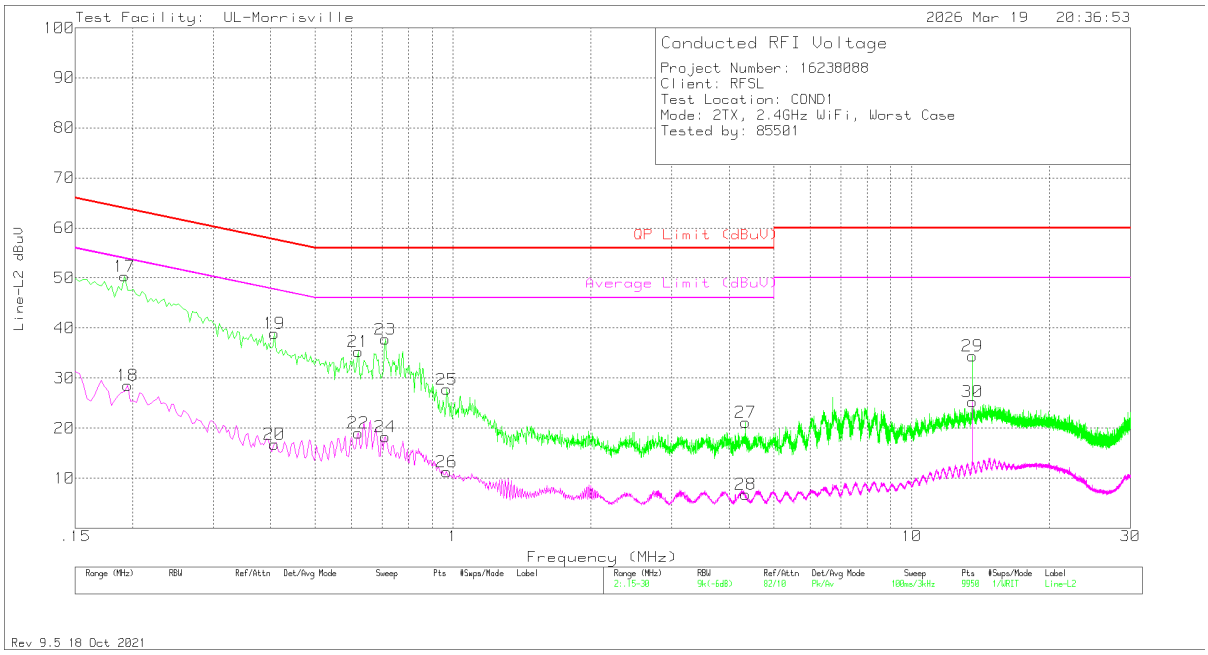

UL LLC
12 Laboratory Drive, Durham, NC 27713; USA
TEL:(919)549-1400
This report shall not be reproduced except in full, without the written approval of UL LLC

Chain	Line	Marker	Frequency (MHz)	Meter Reading (dBuV)	Det	LISN VDF (dB)	Cbl/Limiter (dB)	Corrected Reading dBuV	QP Limit (dBuV)	Margin (dB)	Average Limit (dBuV)	Margin (dB)
MIMO	1	2	.156	18.5	Av	.2	9.7	28.4	-	-	55.67	-27.27
		1	.162	40.9	Pk	.2	9.7	50.8	65.36	-14.56	-	-
		4	.207	17.85	Av	.1	9.7	27.65	-	-	53.32	-25.67
		3	.21	39.18	Pk	.1	9.7	48.98	63.21	-14.23	-	-
		5	.639	27.91	Pk	0	9.7	37.61	56	-18.39	-	-
		6	.639	13.9	Av	0	9.7	23.6	-	-	46	-22.4
		7	.711	27.42	Pk	0	9.7	37.12	56	-18.88	-	-
		8	.711	8.71	Av	0	9.7	18.41	-	-	46	-27.59
		9	.966	20.74	Pk	0	9.7	30.44	56	-25.56	-	-
		10	.966	4.73	Av	0	9.7	14.43	-	-	46	-31.57
		11	1.032	19.3	Pk	0	9.7	29	56	-27	-	-
		12	1.035	3.65	Av	0	9.7	13.35	-	-	46	-32.65
		13	3.117	15.52	Pk	0	9.7	25.22	56	-30.78	-	-
		14	3.126	4.05	Av	0	9.7	13.75	-	-	46	-32.25
		15	13.56	21.03	Pk	.1	9.8	30.93	60	-29.07	-	-
		16	13.563	9.23	Av	.1	9.8	19.13	-	-	50	-30.87
	2	17	.192	40.47	Pk	.2	9.7	50.37	63.95	-13.58	-	-
		18	.195	18.6	Av	.2	9.7	28.5	-	-	53.82	-25.32
		19	.408	29.23	Pk	0	9.7	38.93	57.69	-18.76	-	-
		20	.408	7.06	Av	0	9.7	16.76	-	-	47.69	-30.93
		21	.621	25.63	Pk	0	9.7	35.33	56	-20.67	-	-
		22	.621	9.28	Av	0	9.7	18.98	-	-	46	-27.02
		23	.711	28.04	Pk	0	9.7	37.74	56	-18.26	-	-
		24	.711	8.53	Av	0	9.7	18.23	-	-	46	-27.77
		25	.969	18.02	Pk	0	9.7	27.72	56	-28.28	-	-
		26	.969	1.59	Av	0	9.7	11.29	-	-	46	-34.71
		28	4.341	-2.98	Av	0	9.7	6.72	-	-	46	-39.28
		27	4.344	11.43	Pk	0	9.7	21.13	56	-34.87	-	-
		30	13.56	15.39	Av	.1	9.8	25.29	-	-	50	-24.71
		29	13.563	24.51	Pk	.1	9.8	34.41	60	-25.59	-	-

Pk – Peak Detector
Av – Average Detector

UL LLC
12 Laboratory Drive, Durham, NC 27713; USA TEL:(919)549-1400
This report shall not be reproduced except in full, without the written approval of UL LLC

12. SETUP PHOTOS

Please refer to R16238088-EP1d for setup photos

END OF TEST REPORT

UL LLC
12 Laboratory Drive, Durham, NC 27713; USA TEL:(919)549-1400
This report shall not be reproduced except in full, without the written approval of UL LLC