TEST REPORT

Report Number: R16238088-E16c

Applicant	:	Samsung Electronics Co Ltd 129, Samsung-ro, Yeongtong-gu, Suwon-si, Gyeonggi-do, 16677, Rep. of Korea
MODEL	:	SC-56G, SCG39
FCC ID	:	A3LSMF976JPN
EUT Description	:	GSM/WCDMA/LTE/NR/SCS Phone + BT/BLE, DTS/UNII a/b/g/n/ac/ax/be, UWB, WPT and NFC
Test Standard(s)	:	FCC 47 CFR PART 15 SUBPART E ISED RSS-248 Issue 3 ISED RSS-GEN Issue 5 +A1+A2

Date Of Issue:
2026-06-03

Prepared by:
UL LLC
12 Laboratory Dr.
Durham, NC 27713 U.S.A.
TEL: (919) 549-1400

ACCREDITED
CERT #0751.06

REPORT REVISION HISTORY

Rev.	Issue Date	Revisions	Revised By
V1	2026-04-29	Initial Issue	B. Kiewra
V2	2026-05-26	Updated items in Section 11.	B. Kiewra
V3	2026-06-03	Added SCS to EUT description.	B. Kiewra

UL LLC
12 Laboratory Drive, Durham, NC 27713; USA
TEL: (919) 549-1400
This report shall not be reproduced except in full, without the written approval of UL LLC

TABLE OF CONTENTS

REPORT REVISION HISTORY 2

1. ATTESTATION OF TEST RESULTS 5

2. TEST RESULT SUMMARY 6

3. TEST METHODOLOGY 6

4. FACILITIES AND ACCREDITATION 7

5. DECISION RULES AND MEASUREMENT UNCERTAINTY 7

5.1. METROLOGICAL TRACEABILITY 7

5.2. DECISION RULES 7

5.3. MEASUREMENT UNCERTAINTY 7

6. EQUIPMENT UNDER TEST 9

6.1. EUT DESCRIPTION 9

6.2. EUT DEVICE CLASS 9

6.3. MAXIMUM OUTPUT POWER 9

6.4. DESCRIPTION OF AVAILABLE ANTENNAS 12

6.5. WORST-CASE CONFIGURATION AND MODE 12

6.6. DESCRIPTION OF TEST SETUP 14

7. TEST AND MEASUREMENT EQUIPMENT 15

8. MEASUREMENT METHOD 17

9. ANTENNA PORT TEST RESULTS 18

9.1. ON TIME AND DUTY CYCLE 18

9.2. 26dB AND 99% BANDWIDTH 20

9.2.1. 802.11a MODE 2TX 21
9.2.2. 802.11be EHT20 MODE 2TX 21
9.2.3. 802.11be EHT40 MODE 2TX 21
9.2.4. 802.11be EHT80 MODE 2TX 22
9.2.5. 802.11be EHT160 MODE 2TX 22
9.2.6. 802.11be EHT320 MODE 2TX 22

9.3. OUTPUT POWER AND PSD 23

9.3.1. 802.11a MODE 2TX 26
9.3.2. 802.11be EHT20 MODE 2TX 28
9.3.3. 802.11be EHT40 MODE 2TX 36
9.3.4. 802.11be EHT80 MODE 2TX 38
9.3.5. 802.11be EHT160 MODE 2TX 42
9.3.6. 802.11be EHT320 MODE 2TX 51

9.4. SPURIOUS EMISSIONS IN-BAND – EMISSION MASK 58

UL LLC
12 Laboratory Drive, Durham, NC 27713; USA TEL: (919) 549-1400

This report shall not be reproduced except in full, without the written approval of UL LLC

9.4.1. 802.11a MODE 58
9.4.2. 802.11be EHT20 242T MODE 71
9.4.3. 802.11be EHT40 484T MODE 84
9.4.4. 802.11be EHT80 996T MODE 94
9.4.5. 802.11be EHT160 2x996T MODE 104
9.4.6. 802.11be EHT320 SU MODE 112
9.4.7. 802.11be EHT20 SINGLE RU MODE (WORST CASE) 119
9.4.8. 802.11be EHT20 MRU MODE (WORST CASE) 132
9.4.9. 802.11be EHT80 MRU MODE (WORST CASE) 145
9.4.10. 802.11be EHT160 MRU MODE (WORST CASE) 155
9.4.11. 802.11be EHT320 MRU MODE (WORST CASE) 163

10. RADIATED TEST RESULTS 170

10.1. TRANSMITTER OUTSIDE 5.925-7.125 GHz , 1-18GHz 172
10.1.1. TX ABOVE 1 GHz 2Tx MODE IN THE UNII-5 BAND 172
10.1.2. TX ABOVE 1 GHz 2Tx MODE IN THE UNII-6 BAND 177
10.1.3. TX ABOVE 1 GHz 2Tx MODE IN THE UNII-7 BAND 179
10.1.4. TX ABOVE 1 GHz 2Tx MODE IN THE UNII-8 BAND 181

10.2. WORST CASE BELOW 1 GHZ 186

11. WLAN PROTOCOL TESTING 187

11.1. DESCRIPTION OF TEST SETUP 187

11.2. DUAL CLIENT TEST 189

11.3. CLIENT DEVICE - POWER ADJUSTMENT 190

11.4. VLP TRANSMIT POWER CONTROL (TPC) TEST 191

12. AC POWER LINE CONDUCTED EMISSIONS 192

13. SETUP PHOTOS 194

END OF TEST REPORT 194

UL LLC
12 Laboratory Drive, Durham, NC 27713; USA TEL: (919) 549-1400

This report shall not be reproduced except in full, without the written approval of UL LLC

1. ATTESTATION OF TEST RESULTS

COMPANY NAME: Samsung Electronics Co Ltd
129, Samsung-ro, Yeongtong-gu, Suwon-si,
Gyeonggi-do, 16677, Rep. of Korea

EUT DESCRIPTION: GSM/WCDMA/LTE/NR/SCS Phone + BT/BLE, DTS/UNII a/b/g/n/ac/ax/be, UWB, WPT and NFC

MODEL: SC-56G, SCG39

SERIAL NUMBER: ZBK0296M, ZBK0465M, ZBK0278M

SAMPLE RECEIPT DATE: 2026-03-09

DATE TESTED: 2026-03-10 to 2026-04-28

APPLICABLE STANDARDS	
STANDARD	**TEST RESULTS**
CFR 47 Part 15 Subpart E	
ISED RSS-248 Issue 3	Refer to Section 2
ISED RSS-GEN Issue 5+A1+A2	

UL LLC tested the above equipment in accordance with the requirements set forth in the above standards. The test results show that the equipment tested is capable of demonstrating compliance with the requirements as documented in this report.

The results documented in this report apply only to the tested sample, under the conditions and modes of operation as described herein. It is the manufacturer's responsibility to assure that additional production units of this model are manufactured with identical electrical and mechanical components. All samples tested were in good operating condition throughout the entire test program. Measurement Uncertainties are published for informational purposes only and were not taken into account unless noted otherwise.

This document may not be altered or revised in any way unless done so by UL LLC and all revisions are duly noted in the revisions section. Any alteration of this document not carried out by UL LLC will constitute fraud and shall nullify the document.

Approved & Released
For UL LLC By:

Michael Antola
Senior Staff Engineer
Consumer, Medical and IT Segment
UL LLC

Prepared By:

Brian Kiewra
Project Engineer
Consumer, Medical and IT Segment
UL LLC

This report shall not be reproduced except in full, without the written approval of UL LLC

2. TEST RESULT SUMMARY

FCC Clause	ISED Clause	Requirement	Result	Comment
See Comment	See Comment	Duty Cycle	Reporting purposes only	ANSI C63.10 Section 12.2
See Comment	RSS-248 4.4	99% BW	Reporting purposes only	ANSI C63.10 Section 6.9.3
§15.407 (a) (11)	NA	26dB BW	Compliant	None
§15.407 (a) (7)	RSS-248 4.5.5	Output Power e.i.r.p.	Compliant	Client device operating under the control of SP AP
§15.407 (a) (8)	RSS-248 4.5.3			Indoor Client.
§15.407 (a) (9)	RSS-248 4.5.6			Very Low Power Devices
§15.407 (a) (7)	RSS-248 4.5.5	Power Spectral Density	Compliant	Client device operating under the control of SP AP
§15.407 (a) (8)	RSS-248 4.5.3			Indoor Client.
§15.407 (a) (9)	RSS-248 4.5.6			Very Low Power Devices
§15.407 (b) (6)	RSS-248 4.6.2 (a)	Emissions outside 5.925-7.125 GHz band	Compliant	None
§15.407 (b) (5)	RSS-248 4.6.2 (b)	Emissions within 5.925-7.125 GHz Band (Emissions Mask)	Compliant	None
§15.407 (d) (6)	RSS-248 4.7	Contention-based protocol	See Comment	Refer to UL Report R16110451-C1
§15.205, §15.209	RSS-GEN 8.9, 8.10	Radiated Spurious Emissions	Compliant	None
§15.207	RSS-Gen 8.8	AC Mains Conducted Emissions	Compliant	None

3. TEST METHODOLOGY

The tests documented in this report were performed in accordance with;
- FCC 47 CFR Part 2
- FCC 47 CFR Part 15
- KDB 662911 D01 v02r01
- KDB 789033 D02 v02r01
- FCC: ANSI C63.10-2020+Cor. 1-2023+C63.10a-2024
  ISED: ANSI C63.10-2020+Cor. 1-2023+C63.10a-2024 + Errata to C63.10a-2024
- RSS-GEN Issue 5 + A1/2
- RSS-248 Issue 3
- FCC KDB 987594 D01 v03r03
- FCC KDB 987594 D02 v03

UL LLC
12 Laboratory Drive, Durham, NC 27713; USA TEL: (919) 549-1400
This report shall not be reproduced except in full, without the written approval of UL LLC

4. FACILITIES AND ACCREDITATION

UL LLC is accredited by A2LA, certification # 0751.06, for all testing performed within the scope of this report. Testing was performed at the locations noted below.

	Address	ISED CABID	ISED Company Number	FCC Registration
☐	Building: 12 Laboratory Dr Durham, NC 27713, U.S.A	US0067	2180C	825374
☒	Building: 2800 Perimeter Park Dr. Suite B Morrisville, NC 27560, U.S.A		27265	

5. DECISION RULES AND MEASUREMENT UNCERTAINTY

5.1. METROLOGICAL TRACEABILITY

All test and measuring equipment utilized to perform the tests documented in this report are calibrated on a regular basis, with a maximum time between calibrations of one year or the manufacturers' recommendation, whichever is less, and where applicable is traceable to recognized national standards.

5.2. DECISION RULES

The Decision Rule is based on Simple Acceptance in accordance with ISO Guide 98-4:2012 Clause 8.2. (Measurement uncertainty is not taken into account when stating conformity with a specified requirement.)

5.3. MEASUREMENT UNCERTAINTY

Where relevant, the following measurement uncertainty levels have been estimated for tests performed on the apparatus:

PARAMETER	U_{Lab}
Radio Frequency (Spectrum Analyzer)	141.2 Hz
Occupied Channel Bandwidth	1.22%
RF output power, conducted	1.3 dB (PK) 0.45 dB (AV)
Power Spectral Density, conducted	2.47 dB
Unwanted Emissions, conducted	1.94 dB
All emissions, radiated	6.01 dB
Mains Conducted Emissions (0.150-30MHz) - LISN	3.40 dB
Temperature	0.57°C
Humidity	3.39%
DC Supply voltages	1.70%

Uncertainty figures are valid to a confidence level of 95%.

This report shall not be reproduced except in full, without the written approval of UL LLC

RADIATED EMISSIONS

Where relevant, the following sample calculation is provided:
Field Strength (dBuV/m) = Measured Voltage (dBuV) + Antenna Factor (dB/m) + Cable Loss (dB) – Preamp Gain (dB)
36.5 dBuV + 18.7 dB/m + 0.6 dB – 26.9 dB = 28.9 dBuV/m

MAINS CONDUCTED EMISSIONS

Where relevant, the following sample calculation is provided:
Final Voltage (dBuV) = Measured Voltage (dBuV) + Cable Loss (dB) + Limiter Factor (dB) + LISN Insertion Loss.
36.5 dBuV + 0 dB +10.1 dB+ 0 dB = 46.6 dBuV

OUTPUT POWER (EIRP)

Conducted Power + EUT Ant Gain= EIRP:
12.16dBm + (-6.17dBi)=5.99dBm

UL LLC
12 Laboratory Drive, Durham, NC 27713; USA TEL: (919) 549-1400
This report shall not be reproduced except in full, without the written approval of UL LLC

6. EQUIPMENT UNDER TEST

6.1. EUT DESCRIPTION

The EUT is a GSM/WCDMA/LTE/NR/SCS Phone + BT/BLE, DTS/UNII a/b/g/n/ac/ax/be, UWB, WPT and NFC. This report covers the full testing of the 6GHz radio.

Model differences:

Representative Model	Difference	Derivative Model
		SCG39
SC-56G	Hardware	Same as SC-56G
	Software	Different UI

This report applies data referencing from FCC ID: A3LSMF976U. The test data to validate data referencing is included in Test Report R16238088-E28.

6.2. EUT DEVICE CLASS

EUT is of the following device class:

	U-NII Bands of Operation			
	5	6	7	8
Dual Client (6) VLP	☒	☒	☒	☒
Dual Client (6CD) LPI	☒	☒	☒	☒
Dual Client (6CD) SP	☒	☐	☒	☐

6.3. MAXIMUM OUTPUT POWER

The transmitter has a maximum e.i.r.p. output power as follows:

STANDARD POWER (SP)

Frequency Range (MHz)	Mode	e.i.r.p. Power (dBm)	Output Power (mW)
SP			
UNII5 (5955-6415)	802.11a	13.68	23.33
	802.11be EHT20	13.46	22.18
	802.11be EHT40	13.66	23.23
	802.11be EHT80	13.73	23.60
	802.11be EHT160	13.53	22.54
	802.11be EHT320	13.67	23.28
UNII7 (6535-6875)	802.11a	14.16	26.06
	802.11be EHT20	14.40	27.54
	802.11be EHT40	14.17	26.12
	802.11be EHT80	14.31	26.98
	802.11be EHT160	14.27	26.73

This report shall not be reproduced except in full, without the written approval of UL LLC

LOW POWER INDOOR (LPI)

Frequency Range (MHz)	Mode	e.i.r.p. Power (dBm)	Output Power (mW)
LPI			
UNII5 (5955-6415)	802.11a	7.64	5.81
	802.11be EHT20	7.45	5.56
	802.11be EHT40	9.40	8.71
	802.11be EHT80	12.63	18.32
	802.11be EHT160	13.07	20.28
	802.11be EHT320	13.76	23.77
UNII6 (6435-6515)	802.11a	7.73	5.93
	802.11be EHT20	7.45	5.56
	802.11be EHT40	9.30	8.51
	802.11be EHT80	12.36	17.22
	802.11be EHT160	13.31	21.43
	802.11be EHT320	13.45	22.13
UNII7 (6535-6875)	802.11a	8.18	6.58
	802.11be EHT20	8.13	6.50
	802.11be EHT40	10.08	10.19
	802.11be EHT80	13.24	21.09
	802.11be EHT160	14.06	25.47
UNII8 (6896-7115)	802.11a	8.41	6.93
	802.11be EHT20	8.09	6.44
	802.11be EHT40	10.53	11.30
	802.11be EHT80	13.20	20.89
	802.11be EHT160	14.26	26.67
	802.11be EHT320	14.04	25.35

UL LLC
12 Laboratory Drive, Durham, NC 27713; USA TEL: (919) 549-1400
This report shall not be reproduced except in full, without the written approval of UL LLC

VERY LOW POWER (VLP)

Frequency Range (MHz)	Mode	e.i.r.p. Power (dBm)	Output Power (mW)
VLP			
UNII5 (5955-6415)	802.11a	2.34	1.71
	802.11be EHT20	2.60	1.82
	802.11be EHT40	5.26	3.36
	802.11be EHT80	8.34	6.82
	802.11be EHT160	8.55	7.16
	802.11be EHT320	8.55	7.16
UNII6 (6435-6515)	802.11a	2.24	1.67
	802.11be EHT20	2.54	1.79
	802.11be EHT40	5.19	3.30
	802.11be EHT80	8.18	6.58
	802.11be EHT160	8.70	7.41
	802.11be EHT320	8.59	7.23
UNII7 (6535-6875)	802.11a	3.33	2.15
	802.11be EHT20	3.05	2.02
	802.11be EHT40	5.99	3.97
	802.11be EHT80	9.16	8.24
	802.11be EHT160	9.36	8.63
UNII8 (6896-7115)	802.11a	3.41	2.19
	802.11be EHT20	3.65	2.32
	802.11be EHT40	6.35	4.32
	802.11be EHT80	9.30	8.51
	802.11be EHT160	9.49	8.89
	802.11be EHT320	9.23	8.38

UL LLC
12 Laboratory Drive, Durham, NC 27713; USA TEL: (919) 549-1400
This report shall not be reproduced except in full, without the written approval of UL LLC

6.4. DESCRIPTION OF AVAILABLE ANTENNAS

The antenna(s) are Inverted F type, with a gain, provided by the manufacturer, as follows:

Tx chains are uncorrelated for power and correlated for PSD.The directional gains are as follows:

Band	Frequency Range (MHz)	Maximum Gain Chain 0 (dBi)	Maximum Gain Chain 1 (dBi)	MIMO Uncorrelated Gain - Pow er (dBi)	MIMO Correlated Gain - PSD (dBi)
UNII-5	5925-6425	-6.69	-5.7	-6.17	-3.17
UNII-6	6425-6525	-6.14	-6.28	-6.21	-3.20
UNII-7	6525-6875	-4.58	-6.28	-5.35	-2.38
UNII-8	6875-7125	-4.41	-6.56	-5.35	-2.41

Directional gains for MIMO operations were determined using KDB662911 D01 Section F (2)(d)(i) and (ii) for unequal antenna gains, with equal transmit powers. The directional gains are calculated using the formulas for uncorrelated and correlated transmissions across the two transmit antennas.

(i) Correlated gain = $10\log((10^{G1/20} + 10^{G2/20})^2 / N_{Ant})$

(ii) Uncorrelated gain = $10\log((10^{G1/10} + 10^{G2/10}) / N_{Ant})$

Sample calculation, using 2 antennas:

Correlated gain = $10\log((10^{-6.69/20} + 10^{-5.7/20})^2/2)$ = -3.17 dBi

Uncorrelated gain = $10\log((10^{-6.69/10} + 10^{-5.7/10})/2)$ = -6.17 dBi

6.5. WORST-CASE CONFIGURATION AND MODE

The EUT was investigated in three orthogonal orientations: X,Y, and Z and closed, open, and 90° open. It was determined that the Y-closed orientation was worst-case orientation; therefore, all final radiated testing was performed with the EUT in the Y-closed orientation.

Radiated emissions below 1GHz, above 18GHz, and power line conducted emission were performed with the EUT set to transmit at the channel with highest power spectral density as worst-case scenario. These worst-case PSD modes were selected prior to power tuning at the maximum output power.

Testing from 9 kHz to 30 MHz and from 18 GHz to 40 GHz found no noticeable emissions within 20dB of the limit and therefore is not reported.

Band edge and radiated emissions between 1GHz and 18GHz were performed with the EUT set to transmit at the highest power on low and high channels, as well as middle channel for 1-18GHz spurious emissions.

Band edge testing was performed on all modes; 802.11a, 802.11be EHT20/40/80/160/320 (including MRU modes). For reporting purposes, 802.11a, 802.11be EHT20/40/80/160 Full tone EHT modes, 802.11be EHT320 SU Mode, and worst-case overall RU and MRU were included in the tabular data, and the overall worst-case mode per UNII band had its corresponding plot reported.

1-18 GHz Spurious emissions were performed on the worst-case power and PSD modes per UNII Band, based on pre-tuned power. Full tabular data was reported per UNII Band; however, only the worst-case plot was included per UNII Band.

This report shall not be reproduced except in full, without the written approval of UL LLC

Pretesting on output power found Full Tone modes to be worst-case over SU for 802.11be bandwidths 20/40/80/160 and found SU to be worst-case over full tone for 802.11be EHT320. Additionally, pretesting found MRU mode to be worst-case over punctured mode except for the 320 MHz BW in which punctured was worst-case over MRU . Lastly, pretesting found 802.11be mode to be worst-case over 802.11ax. Therefore, all final testing was performed on MRU modes instead of Punctured modes, Full-Tone instead of SU mode for 20/40/80/160 MHz and SU mode instead of Full-Tone mode for 320 MHz, and 802.11be instead of 802.11ax.

VLP was additionally spotchecked for the worst-case overall UNII5 and UNII8 Bandedge mode. Additionally, a low, middle, and high channel across the entire 6 GHz UNII Band was spotchecked between 1-18 GHz to ensure compliance at the reduced power setting levels. This data represented better performance than the corresponding Standard Power testing and therefore wasn't included in the final reporting.

All testing performed in 2Tx mode (NSS=1), where power per chain is equivalent to the 1Tx power on each chain. Based on preliminary testing, this allows 2Tx testing to cover all 1Tx testing.

Worst-case data rates as provided by the client were:

802.11a mode: 6 Mbps
802.11be EHT20mode: MCS0 (Nss = 1)
802.11be EHT40mode: MCS0 (Nss = 1)
802.11be EHT80mode: MCS0 (Nss = 1)
802.11be EHT160mode: MCS0 (Nss = 1)
802.11be EHT320mode: MCS0 (Nss = 1)

802.11be modes were determined by the following:

- 802.11be EHT20 26T, 52T, 106T, and 242T modes tested.
- 802.11be EHT40 484T mode tested. 26T, 52T, 106T, and 242T modes are covered by the EHT 20MHz modes.
- 802.11be EHT80 996T mode tested. 26T, 52T, 106T, 242T, and 484T modes are covered by the EHT20/40 modes.
- 802.11be EHT160 2x996T mode tested. 26T, 52T, 106T, 242T, 484T, and 996T modes are covered by the EHT20/40/80 modes.

Except for power, PSD, Emissions Masks, and specifically noted RSE spotchecks, Bands UNII 5 and 7 were tested in standard power mode. UNII 6 and 8 were tested in Low Power Indoor mode.

SP testing on UNII-5 and 7 also covers UNII-6 SP mode for ISED, since its viewed as one SP band, low channel UNII-5, high channel UNII-7 with high UNII-5/low UNII-7 acting as mid channel for band.

Bandwidth testing (99% and 26dB) was performed on 802.11a, 802.11be EHT20/40/80/160 Full Tone and EHT320 SU as worst case modes, as these modes had the widest bandwidths per frequency bandwidth.

PSD for standard power mode was performed on 11a and 11be EHT20 RU 26T/52T/106T/242T as these modes were the narrowest bandwidth and highest power modes per for UNII5/7. Additionally, 11be EHT40 RU 484T, 11be EHT80 RU 996T, and 11be EHT160 2x996T were run for UNII-7 in SP mode. For LPI power, PSD was performed on 11a, 11be EHT20 RU

UL LLC
12 Laboratory Drive, Durham, NC 27713; USA TEL: (919) 549-1400
This report shall not be reproduced except in full, without the written approval of UL LLC

26T/52T/106T/242T, EHT40 484T, EHT80 996T, and EHT160 2x996T, due to the same explanation as provided for SP. VLP PSD was performed on 11a, 11be EHT20 RU 26T/52T/106T/242T, EHT40 484T, and EHT80 996T due to the same explanation as provided for SP/LPI.

Spectral emissions masks testing was performed on all modes for Standard Power for UNII 5/7 and Low Power Indoor for UNII 6/8. 802.11a, 802.11be EHT 20/40/80/160 Full Tone, 802.11be EHT320 SU Mode, 802.11be EHT20 RU, and worst-case MRU per bandwidth were tested for LPI and VLP for UNII 5/7 and for VLP on UNII 6/8. For reporting purposes all 11a, Full Tone, SU, and worst-case MRU and RU per bandwidth were reported for each power level.

6.6. DESCRIPTION OF TEST SETUP

SUPPORT EQUIPMENT

Support Equipment List				
Description	**Manufacturer**	**Model**	**Serial Number**	**FCC ID**
Power Adapter	Sony	XQZ-UC11-010-236-21	NA	NA

The following support equipment was utilized for the WLAN protocol tests documented in this report:

PERIPHERAL SUPPORT EQUIPMENT LIST				
Description	**Manufacturer**	**Model**	**Serial Number**	**FCC ID**
Low Power Indoor Access Point	ASUS	RT-BE96U	R8IG6G200663DZ3	MSQ-RTBE6G00
LPI AP Power Supply	Ac Bel	ADDD011 LPS	ADD01117AG220706564A	N/A
Standard Power Access Point	Ubiquiti	E7-Campus	942A6F5E8A42	SWX-E7CP
SP POE	PROCET	EN30GT	BOBZYRBXH6	N/A
Support Laptop	HP	14-dk1003dx	5CGO16B3DL	TX2-RTL8821CE
Laptop Power Supply	HP	HSTNN-CA40	N/A	N/A
RF Shielded Chamber	OctoScope	OB-26	OB2650224-01	N/A

I/O CABLES

I/O Cable List						
Cable No.	**Port**	**# of Identical Ports**	**Connector Type**	**Cable Type**	**Cable Length (m)**	**Remarks**
1	USB-C	1	USB-C	Shielded	<3m	Phone to power adapter

TEST SETUP

The EUT is tested as a standalone device connected to AC adaptor.

SETUP DIAGRAMS

Please refer to R16238088-EP1c for setup diagrams

This report shall not be reproduced except in full, without the written approval of UL LLC

7. TEST AND MEASUREMENT EQUIPMENT

The following test and measurement equipment was utilized for the tests documented in this report:

Test Equipment Used - Line-Conducted Emissions – Voltage (Morrisville – Conducted 1)

Equipment ID	Description	Manufacturer	Model Number	Last Cal.	Next Cal.
CBL087	Coax cable, RG223, N-male to BNC-male, 20-ft.	Pasternack	PE3W06143-240	2025-04-17	2026-04-17
179892	Environmental Meter	Fisher Scientific	15-077-963	2025-08-05	2026-08-06
80391	LISN, 50-ohm/50-uH, 250uH 2-conductor, 25A	Fischer Custom Com.	FCC-LISN-50/250-25-2-01	2025-09-29	2026-09-29
75141	EMI Test Receiver 9kHz-7GHz	Rohde & Schwarz	ESCI 7	2025-07-30	2026-07-30
52859	Transient Limiter, 0.009-100MHz	Electro-Metrics	EM-7600	2025-07-30	2026-07-30
PS214	AC Power Source	Elgar	CW2501M	NA	NA
SOFTEMI	EMI Software	UL	Version 9.5 (18 Oct 2021)		
84681	ANSI C63.4 1m extension cable.	UL	Per Annex B of ANSI C63.4	2025-04-17	2026-04-17

Note: All equipment within calibration at time of use.

Test Equipment Used - Wireless Conducted Measurement Equipment

Equipment ID	Description	Manufacturer	Model Number	Last Cal.	Next Cal.
90410	Spectrum Analyzer	Keysight Technologies	N9030A	2025-07-10	2026-07-10
211055	Real-Time Peak Power Sensor 50MHz to 8GHz	Boonton	RTP5000	2025-07-30	2026-07-30
211056	Real-Time Peak Power Sensor 50MHz to 8GHz	Boonton	RTP5000	2025-07-30	2026-07-30
248881	Environmental Meter	Control Company	06-662-4	2024-04-10	2026-04-30
SOFTEMI	Antenna Port Software	UL	Version 2024.2.23, 2026.3.0, 2026.3.1		
Power Software	Boonton Power Analyzer	Boonton	Version 3.0.13.0		
BT0001	CBT Bluetooth Tester	Rohde & Schwarz	1153.9000.35	N/A	N/A
259603	Conducted Switch Box	UL	CSB	2025-03-12	2026-03-30
226566	2.92mm Coaxial 10dB Attenuator 40GHz	Fairview Microwave	SA4014-10	2025-08-30	2026-08-30
226567	2.92mm Coaxial 10dB Attenuator 40GHz	Fairview Microwave	SA4014-10	2025-09-02	2026-09-02

Note: All equipment within calibration at time of use.

UL LLC
12 Laboratory Drive, Durham, NC 27713; USA TEL: (919) 549-1400
This report shall not be reproduced except in full, without the written approval of UL LLC

Equipment Used - Radiated Disturbance Emissions Test Equipment (Morrisville – Chamber 2)

Equipment ID	Description	Manufacturer	Model Number	Last Cal.	Next Cal.
1-18 GHz					
86408	Double-Ridged Waveguide Horn Antenna, 1 to 18 GHz	ETS Lindgren	3117	2025-07-15	2027-07-15
Gain-Loss Chains					
91977	Gain-loss string: 1-18GHz	Various	Various	2025-05-31	2026-05-31
Receiver & Software					
197955	Spectrum Analyzer	Rohde & Schwarz	ESW44	2025-05-12	2026-05-12
SOFTEMI	EMI Software	UL	Version 9.5 (18 Oct 2021)		
Additional Equipment used					
239540	Environmental Meter	Fisher Scientific	15-077-963	2025-08-05	2027-08-05

Note: All equipment within calibration at time of use.

Equipment Used - Radiated Disturbance Emissions Test Equipment (Morrisville – Chamber 1)

Equipment ID	Description	Manufacturer	Model Number	Last Cal.	Next Cal.
0.009-30MHz					
65682	Active Loop Antenna	ETS-Lindgren	6502	2025-10-14	2027-10-14
30-1000 MHz					
90629	Hybrid Broadband Antenna	Sunol Sciences Corp.	JB3	2026-03-16	2028-03-16
18-40 GHz					
204704	Horn Antenna, 18-26.5GHz	Com Power	AH-826	2025-07-15	2027-07-15
204705	Horn Antenna, 26-40GHz	Com Power	AH-640	2025-11-19	2027-11-19
Gain-Loss Chains					
91974	Gain-loss string: 0.009-30MHz	Various	Various	2025-05-31	2026-05-31
91976	Gain-loss string: 25-1000MHz	Various	Various	2025-05-31	2026-05-31
135999	Gain-loss string: 18-40GHz	Various	Various	2025-05-31	2026-05-31
Receiver & Software					
206496	Spectrum Analyzer	Rohde & Schwarz	ESW44	2025-07-29	2026-07-29
90416	Spectrum Analyzer	Keysight	N9030A	2025-07-31	2026-07-31
SOFTEMI	EMI Software	UL	Version 9.5 (18 Oct 2021)		
	Additional Equipment used				
241205	Environmental Meter	Fisher Scientific	15-077-963	2025-08-05	2027-08-05
35877 (ATA176)	10dB, DC-18GHz, 5W	Mini-Circuits	BW-N10W5	2023-11-09	2026-11-09

Note: All equipment within calibration at time of use.

UL LLC
12 Laboratory Drive, Durham, NC 27713; USA TEL: (919) 549-1400
This report shall not be reproduced except in full, without the written approval of UL LLC

The following test and measurement equipment was utilized for the WLAN protocol tests documented in this report:

TEST EQUIPMENT LIST					
Description	**Manufacturer**	**Model**	**ID Num**	**Cal Date**	**Cal Due**
Spectrum Analyzer, PXA, 3Hz to 8.4GHz	Keysight	N9030A	89232	2025-07-31	2026-07-31
Signal Generator, MXG X-Series RF Vector	Keysight	N5182B	215042	2026-04-17	2027-04-17
Frequency Extender	Keysight	N5182BX07	215272	2026-04-17	2027-04-17
Wideband Communications Tester	Rohde & Schwarz	CMW500	208721	2025-09-10	2026-09-10

8. MEASUREMENT METHOD

On Time and Duty Cycle: ANSI C63.10 Subclause -12.2

6 dB Emission BW: ANSI C63.10 Subclause -12.5.1

26 dB Emission BW: ANSI C63.10 Subclause -12.5.2

99% Occupied BW: ANSI C63.10 Subclause - 6.9.3

Conducted Output Power: ANSI C63.10 Subclause -12.4.3.2 PM-G

Power Spectral Density: ANSI C63.10 Subclause -12.6

Radiated Spurious Emissions: ANSI C63.10, Subclause 6.3-6.6

Unwanted Emissions in Restricted Bands: ANSI C63.10 Subclause -12.7.2

Unwanted Emissions in Non-Restricted Bands: ANSI C63.10 Subclause -12.7.3

AC Power Line Conducted Emissions: ANSI C63.10, Subclause 6.2

UL LLC
12 Laboratory Drive, Durham, NC 27713; USA TEL: (919) 549-1400
This report shall not be reproduced except in full, without the written approval of UL LLC

9. ANTENNA PORT TEST RESULTS

9.1. ON TIME AND DUTY CYCLE

LIMITS

None; for reporting purposes only.

TEST PROCEDURE

ANSI C63.10 Zero-Span Spectrum Analyzer Method.

Mode	ON Time B (msec)	Period (msec)	Duty Cycle x (linear)	Duty Cycle (%)	Voltage AV Duty Cycle Correction Factor (dB)	RMS AV Duty Cycle Correction Factor (dB)
802.11a CDD	1.462	1.563	0.935	93.54	0.58	0.29
802.11be EHT20 26T	2.595	2.615	0.992	99.24	0.00	0.00
802.11be EHT20 52T	2.583	2.603	0.992	99.23	0.00	0.00
802.11be EHT20 52T+26T	1.998	2.020	0.989	98.91	0.00	0.00
802.11be EHT20 106T	1.433	1.453	0.986	98.62	0.00	0.00
802.11be EHT20 106T+26T	1.178	1.198	0.983	98.33	0.00	0.00
802.11be EHT20 242T	2.387	2.407	0.992	99.17	0.00	0.00
802.11be EHT40 484T	2.383	2.402	0.992	99.21	0.00	0.00
802.11be EHT80 484T+242T	2.379	2.397	0.992	99.25	0.00	0.00
802.11be EHT80 996T	2.419	2.440	0.991	99.14	0.00	0.00
802.11be EHT160 996T+484T	2.407	2.424	0.993	99.30	0.00	0.00
802.11be EHT160 996T+484T+242T	5.443	5.466	0.996	99.58	0.00	0.00
802.11be EHT160 2*996T	2.414	2.433	0.992	99.22	0.00	0.00
802.11be EHT320 2*996T+484T	1.965	1.985	0.990	98.99	0.00	0.00
802.11be EHT320 3*996T	1.639	1.657	0.989	98.91	0.00	0.00
802.11be EHT320 3*996T+484T	1.426	1.446	0.986	98.62	0.00	0.00
802.11be EHT320 SU	5.443	5.465	0.996	99.60	0.00	0.00

UL LLC
12 Laboratory Drive, Durham, NC 27713; USA TEL: (919) 549-1400
This report shall not be reproduced except in full, without the written approval of UL LLC

802.11a MODE

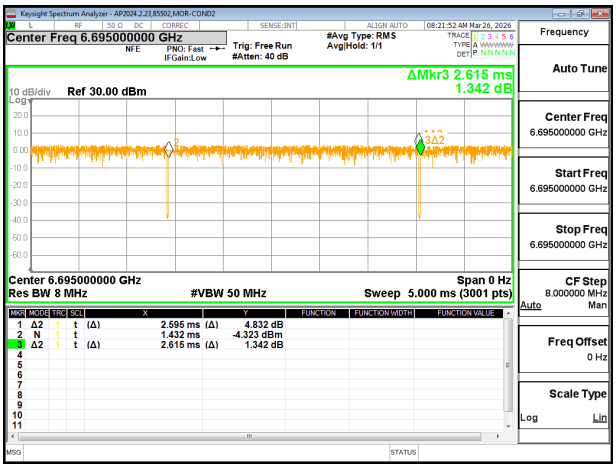

802.11be EHT20 26T MODE

UL LLC
12 Laboratory Drive, Durham, NC 27713; USA
TEL: (919) 549-1400

This report shall not be reproduced except in full, without the written approval of UL LLC

9.2. 26dB AND 99% BANDWIDTH

LIMITS

47 CFR 15.407 (a) (11)
RSS-248 4.4

4.4 The occupied bandwidth of an RLAN device shall not exceed 320 MHz
Testing was performed on SP power setting only as a worst-case power mode for UNII 5/7 and LPI power setting as worst-case power mode for UNII 6/8.

The 99% BW measurement was used to show compliance with 320 MHz MRU modes. 5955 MHz data was used to support 5935 MHz data.

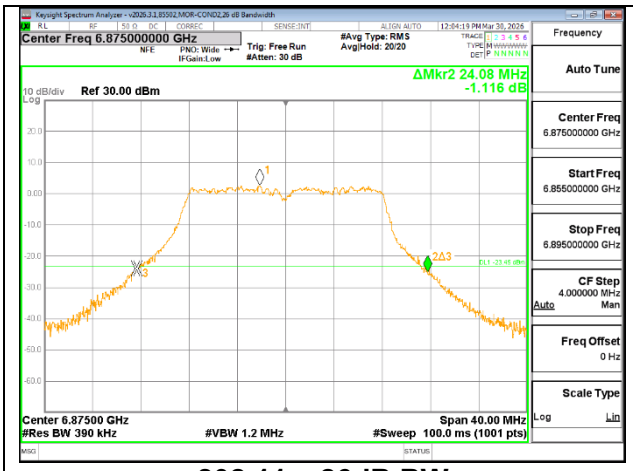

802.11a 26dB BW

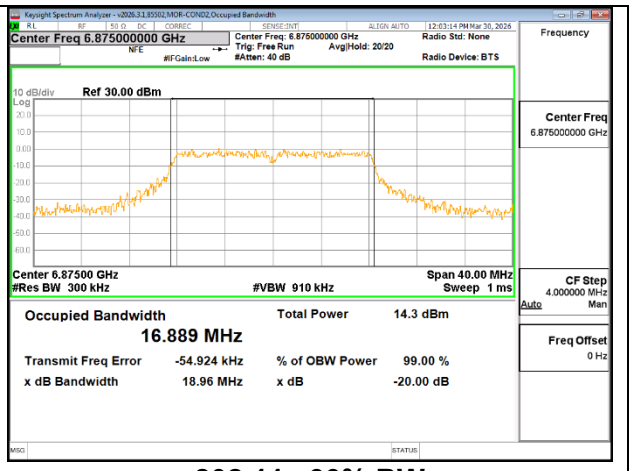

802.11a 99% BW

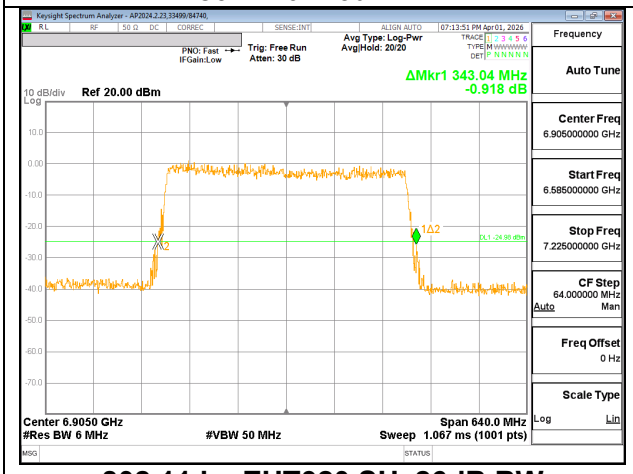

802.11 be EHT320 SU 26dB BW

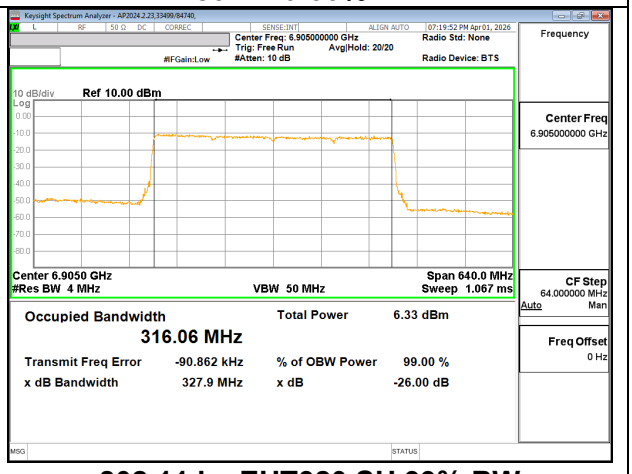

802.11 be EHT320 SU 99% BW

This report shall not be reproduced except in full, without the written approval of UL LLC

9.2.1. 802.11a MODE 2TX

Band	Channel	Center Frequency [MHz]	26dB BW [MHz]				99% BW [MHz]				Worst-Case
			Standard power		Low Power Indoor		Standard power		Low Power Indoor		
			Chain 0	Chain 1	Chain 0	Chain 1	Chain 0	Chain 1	Chain 0	Chain 1	
UNII-5	1	5955	22.52	23.40			16.745	16.819			23.40
	45	6175	22.52	23.12			16.807	16.725			23.12
	93	6415	22.44	23.52			16.778	16.777			23.52
UNII-6	97	6435			22.44	23.04			16.810	16.885	23.04
	105	6475			22.40	22.96			16.821	16.691	22.96
	113	6515			22.68	22.96			16.858	16.830	22.96
UNII-7	117	6535	22.76	23.20			16.793	16.749			23.20
	149	6695	22.72	23.40			16.850	16.791			23.40
	181	6855	22.40	23.44			16.798	16.765			23.44
UNII-8	185	6875			22.96	24.08			16.887	16.889	24.08
	209	6995			22.56	23.56			16.774	16.870	23.56
	233	7115			22.72	23.32			16.852	16.838	23.32

9.2.2. 802.11be EHT20 MODE 2TX

Band	Channel	Center Frequency [MHz]	26dB BW [MHz]				99% BW [MHz]				Worst-Case
			Standard power		Low Power Indoor		Standard power		Low Power Indoor		
			Chain 0	Chain 1	Chain 0	Chain 1	Chain 0	Chain 1	Chain 0	Chain 1	
UNII-5 242T	1	5955	23.84	24.08			19.114	19.148			24.08
	45	6175	23.92	24.20			19.162	19.141			24.20
	93	6415	24.04	24.16			19.156	19.136			24.16
UNII-6 242T	97	6435			23.88	24.28			19.146	19.137	24.28
	105	6475			24.04	25.08			17.952	18.035	25.08
	113	6515			24.20	24.52			19.124	19.319	24.52
UNII-7 242T	117	6535	23.96	24.24			19.191	19.113			24.24
	149	6695	24.12	24.28			19.171	19.102			24.28
	181	6855	24.04	24.48			19.127	19.136			24.48
UNII-8 242T	185	6875			23.92	24.68			19.142	19.192	24.68
	209	6995			23.76	24.24			19.096	19.098	24.24
	233	7115			24.12	24.56			19.161	19.223	24.56

9.2.3. 802.11be EHT40 MODE 2TX

Band	Channel	Center Frequency [MHz]	26dB BW [MHz]				99% BW [MHz]				Worst-Case
			Standard power		Low Power Indoor		Standard power		Low Power Indoor		
			Chain 0	Chain 1	Chain 0	Chain 1	Chain 0	Chain 1	Chain 0	Chain 1	
UNII-5 484T	3	5965	46.40	46.32			38.040	38.161			46.40
	43	6165	46.32	46.40			38.116	37.940			46.40
	91	6405	46.08	46.32			38.023	37.952			46.32
UNII-6 484T	99	6445			46.72	46.64			38.048	38.085	46.72
	107	6485			46.24	46.80			38.142	38.109	46.80
	115	6525			45.68	46.32			38.146	38.232	46.32
UNII-7 484T	123	6565	45.84	46.88			38.087	38.179			46.88
	147	6685	46.16	46.56			38.015	38.126			46.56
	179	6845	46.08	47.20			38.020	38.148			47.20
UNII-8 484T	187	6885			45.60	46.24			38.132	38.121	46.24
	203	6965			46.00	46.24			38.053	38.056	46.24
	227	7085			45.60	47.12			38.102	38.101	47.12

This report shall not be reproduced except in full, without the written approval of UL LLC

9.2.4. 802.11be EHT80 MODE 2TX

Band	Channel	Center Frequency [MHz]	26dB BW [MHz]				99% BW [MHz]				Worst-Case
			Standard power		Low Power Indoor		Standard power		Low Power Indoor		
			Chain 0	Chain 1	Chain 0	Chain 1	Chain 0	Chain 1	Chain 0	Chain 1	
UNII-5 996T	7	5985	90.72	91.52			77.833	77.745			91.52
	39	6145	91.20	92.00			77.790	77.947			92.00
	87	6385	90.88	91.84			77.865	77.841			91.84
UNII-6 996T	103	6465			90.24	94.40			77.839	77.946	94.40
	119	6545			91.04	91.52			77.692	77.869	91.52
UNII-7 996T	135	6625	91.36	94.08			77.682	77.899			94.08
	151	6705	91.20	94.24			77.640	77.951			94.24
	167	6785	92.48	95.04			77.840	77.881			95.04
UNII-8 996T	183	6865			91.36	94.72			77.907	78.070	94.72
	199	6945			91.84	93.44			77.682	78.037	93.44
	215	7025			91.36	90.24			77.877	77.805	91.36

9.2.5. 802.11be EHT160 MODE 2TX

Band	Channel	Center Frequency [MHz]	26dB BW [MHz]				99% BW [MHz]				Worst-Case
			Standard power		Low Power Indoor		Standard power		Low Power Indoor		
			Chain 0	Chain 1	Chain 0	Chain 1	Chain 0	Chain 1	Chain 0	Chain 1	
UNII-5 2x996T	15	6025	176.64	181.44			157.31	157.18			181.44
	47	6185	175.36	180.48			157.67	157.87			180.48
	79	6345	175.36	180.16			157.39	157.03			180.16
UNII-6 2x996T											
	111	6505			181.44	181.12			156.76	157.25	181.44
UNII-7 2x996T											
	143	6665	179.84	244.80			157.36	157.58			244.80
UNII-8 2x996T	175	6825			178.56	173.44			157.10	157.21	178.56
	207	6985			167.68	170.56			157.13	157.35	170.56

9.2.6. 802.11be EHT320 MODE 2TX

Band	Channel	Center Frequency [MHz]	26dB BW [MHz]				99% BW [MHz]				99% BW Worst-Case
			Standard power		Low Power Indoor		Standard power		Low Power Indoor		
			Chain 0	Chain 1	Chain 0	Chain 1	Chain 0	Chain 1	Chain 0	Chain 1	
UNII-5 SU	31	6105	335.36	341.12			314.66	315.05			315.05
	63	6265	332.16	340.48			314.61	315.20			315.20
UNII-6 SU	95	6425			332.80	333.44			314.52	314.62	314.62
	127	6585			332.16	331.52			314.92	314.81	314.92
UNII-7 SU											
UNII-8 SU	159	6745			339.84	336.64			315.52	315.19	315.52
	191	6905			343.04	338.56			316.06	314.54	316.06

UL LLC
12 Laboratory Drive, Durham, NC 27713; USA TEL: (919) 549-1400
This report shall not be reproduced except in full, without the written approval of UL LLC

9.3. OUTPUT POWER AND PSD

LIMITS

FCC §15.407 (7) (8) (9)
RSS-248 4.5.3, 4.5.5, 4.5.6

Band 5.925-7.125 GHz

(7) For client devices, except for fixed client devices as defined in this subpart, operating under the control of a standard power access point in 5.925-6.425 GHz and 6.525-6.875 GHz bands, the maximum power spectral density must not exceed 17 dBm e.i.r.p. in any 1-megahertz band, and the maximum e.i.r.p. over the frequency band of operation must not exceed 30 dBm and the device must limit its power to no more than 6 dB below its associated standard power access point's authorized transmit power.

(8) For client devices operating under the control of an indoor access point in the 5.925-7.125 GHz bands, the maximum power spectral density must not exceed −1 dBm e.i.r.p. in any 1-megahertz band, and the maximum e.i.r.p. over the frequency band of operation must not exceed 24 dBm.

(9) For very low power devices operating in the 5.925-7.125 GHz band, the maximum power spectral density must not exceed −5 dBm e.i.r.p in any 1-megahertz band and the maximum e.i.r.p must not exceed 14 dBm.

4.5.3 Power limits for low-power client devices
The following limits shall apply to low-power client devices:
a. the maximum e.i.r.p. spectral density shall not exceed –1 dBm/MHz and
b. the maximum e.i.r.p. over the 5925-7125 MHz frequency band shall not exceed 24 dBm

4.5.5 Power limits for standard client devices
The following limits shall apply to standard client devices:

a. the maximum e.i.r.p. spectral density shall not exceed 17 dBm/MHz
b. the maximum e.i.r.p. over the 5925-6875 MHz frequency band shall not exceed 30 dBm and
c. the maximum power limits shall remain at least 6 dB below the power levels authorized for the associated standard-power access point

4.5.6 Power limits for very low-power devices
Both of the following limits shall apply to very low-power devices:

a. the maximum e.i.r.p. spectral density shall not exceed −5 dBm/MHz
b. the maximum e.i.r.p. shall not exceed 14 dBm

A very low-power device shall implement transmitter power control in order to have the capability to operate at least 6 dB lower than the maximum e.i.r.p. spectral density limit. These power levels shall be identified in the test report.

TEST PROCEDURE

The measurement method used for output power is ANSI C63.10 Subclause -12.4.3.2 PM-G.
The measurement method used for power spectral density is ANSI C63.10 Subclause -12.6

The power output was measured on the EUT antenna port using SMA cable with 10dB attenuator connected to a power meter via wideband average power sensor. Gated average output power was read directly from power meter. For PSD, EUT was connected to a spectrum analyzer for measurement.

UL LLC
12 Laboratory Drive, Durham, NC 27713; USA TEL: (919) 549-1400
This report shall not be reproduced except in full, without the written approval of UL LLC

DIRECTIONAL ANTENNA GAIN

Tx chains are uncorrelated for power and correlated for PSD.The directional gains are as follows:

Band	Frequency Range (MHz)	Maximum Gain Chain 0 (dBi)	Maximum Gain Chain 1 (dBi)	MIMO Uncorrelated Gain - Pow er (dBi)	MIMO Correlated Gain - PSD (dBi)
UNII-5	5925-6425	-6.69	-5.7	-6.17	-3.17
UNII-6	6425-6525	-6.14	-6.28	-6.21	-3.20
UNII-7	6525-6875	-4.58	-6.28	-5.35	-2.38
UNII-8	6875-7125	-4.41	-6.56	-5.35	-2.41

Directional gains for MIMO operations were determined using KDB662911 D01 Section F (2)(d)(i) and (ii) for unequal antenna gains, with equal transmit powers. The directional gains are calculated using the formulas for uncorrelated and correlated transmissions across the two transmit antennas.

(iii) Correlated gain = $10\log((10^{G1/20} + 10^{G2/20})^2 / N_{Ant})$

(iv) Uncorrelated gain = $10\log((10^{G1/10} + 10^{G2/10}) / N_{Ant})$

Sample calculation, using 2 antennas:

Correlated gain = $10\log((10^{-6.69/20} + 10^{-5.7/20})^2/2)$ = -3.17 dBi

Uncorrelated gain = $10\log((10^{-6.69/10} + 10^{-5.7/10})/2)$ = -6.17 dBi

Test Engineer:	33499/84740, 85502
Test Date:	2026-03-10 to 2026-03-30

UL LLC
12 Laboratory Drive, Durham, NC 27713; USA TEL: (919) 549-1400

This report shall not be reproduced except in full, without the written approval of UL LLC

CHAIN 0 - SP

CHAIN 1-SP

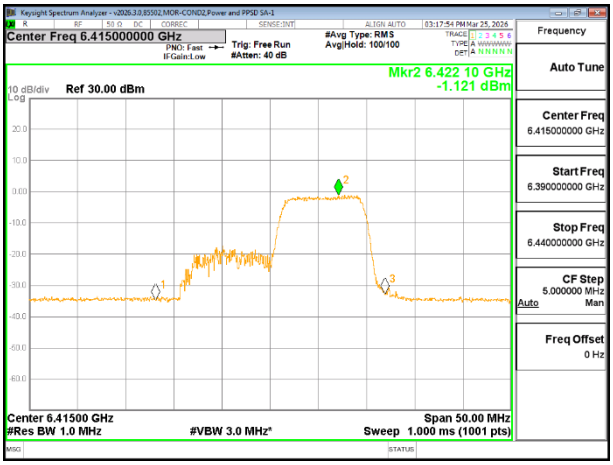

CHAIN 0 - LPI

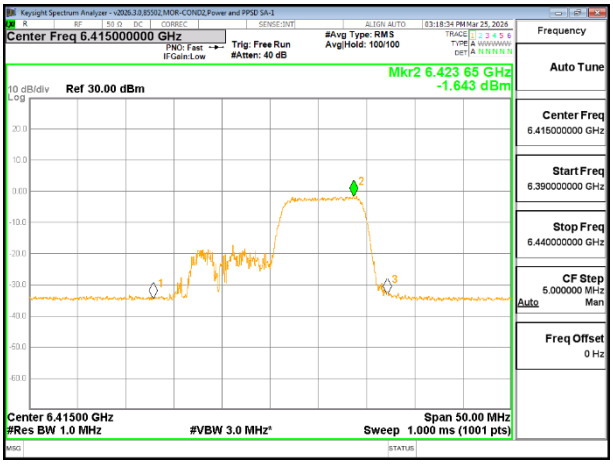

CHAIN 1-LPI

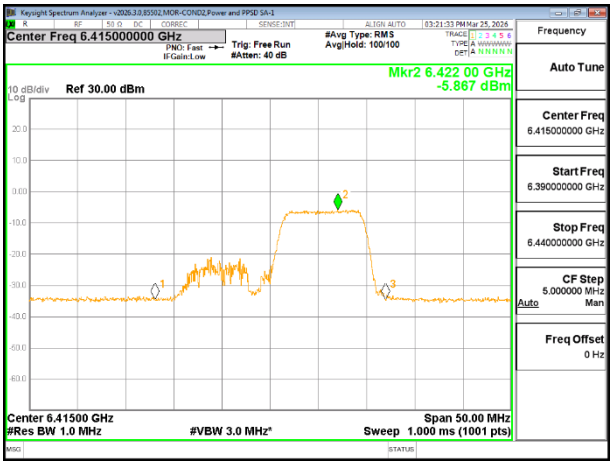

CHAIN 0 - VLP

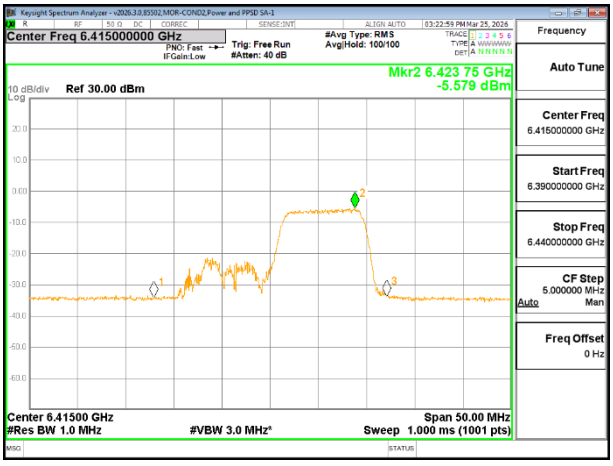

CHAIN 1-VLP

UL LLC
12 Laboratory Drive, Durham, NC 27713; USA
TEL: (919) 549-1400

This report shall not be reproduced except in full, without the written approval of UL LLC

9.3.1. 802.11a MODE 2TX

OUTPUT POWER - STANDARD POWER

Band	Channel	Freq. [MHz]	Average Pow er [dBm]			Directional Gain [dBi]	EIRP [dBm]	Maximum EIRP Limit [dBm]	Margin [dBm]
			Chain 0	Chain 1	MIMO				
UNII-5	2	5935	8.93	9.36	12.16	-6.17	5.99	30.00	-24.01
	1	5955	16.53	16.99	19.78	-6.17	13.61	30.00	-16.39
	45	6175	16.99	16.56	19.79	-6.17	13.62	30.00	-16.38
	93	6415	16.96	16.72	19.85	-6.17	13.68	30.00	-16.32
UNII-7	117	6535	16.54	16.15	19.36	-5.35	14.01	30.00	-15.99
	149	6695	16.70	16.07	19.41	-5.35	14.06	30.00	-15.94
	181	6855	16.72	16.27	19.51	-5.35	14.16	30.00	-15.84

OUTPUT POWER - LOW POWER INDOOR

Band	Channel	Freq. [MHz]	Average Pow er [dBm]			Directional Gain [dBi]	EIRP [dBm]	Maximum EIRP Limit [dBm]	Margin [dBm]
			Chain 0	Chain 1	MIMO				
UNII-5	2	5935	8.93	9.36	12.16	-6.17	5.99	24.00	-18.01
	1	5955	10.40	10.99	13.72	-6.17	7.55	24.00	-16.45
	45	6175	10.84	10.76	13.81	-6.17	7.64	24.00	-16.36
	93	6415	10.73	10.61	13.68	-6.17	7.51	24.00	-16.49
UNII-6	97	6435	10.91	10.56	13.75	-6.21	7.54	24.00	-16.46
	105	6475	10.97	10.88	13.94	-6.21	7.73	24.00	-16.27
	113	6515	10.96	10.83	13.90	-6.21	7.69	24.00	-16.31
UNII-7	117	6535	10.27	10.10	13.19	-5.35	7.84	24.00	-16.16
	149	6695	10.59	10.46	13.53	-5.35	8.18	24.00	-15.82
	181	6855	10.19	10.10	13.16	-5.35	7.81	24.00	-16.19
UNII-8	185	6875	10.45	10.44	13.46	-5.35	8.11	24.00	-15.89
	209	6995	10.82	10.40	13.63	-5.35	8.28	24.00	-15.72
	229	7095	10.93	10.57	13.76	-5.35	8.41	24.00	-15.59
	233	7115	10.58	10.27	13.44	-5.35	8.09	24.00	-15.91

OUTPUT POWER - VERY LOW POWER

Band	Channel	Freq. [MHz]	Average Pow er [dBm]			Directional Gain [dBi]	EIRP [dBm]	Maximum EIRP Limit [dBm]	Margin [dBm]
			Chain 0	Chain 1	MIMO				
UNII-5	2	5935	5.26	5.66	8.48	-6.17	2.31	14.00	-11.69
	1	5955	4.90	5.51	8.22	-6.17	2.05	14.00	-11.95
	45	6175	5.59	5.42	8.51	-6.17	2.34	14.00	-11.66
	93	6415	5.57	5.41	8.50	-6.17	2.33	14.00	-11.67
UNII-6	97	6435	5.42	5.35	8.40	-6.21	2.19	14.00	-11.81
	105	6475	5.49	5.36	8.44	-6.21	2.23	14.00	-11.77
	113	6515	5.50	5.38	8.45	-6.21	2.24	14.00	-11.76
UNII-7	117	6535	5.64	5.70	8.68	-5.35	3.33	14.00	-10.67
	149	6695	5.96	5.10	8.56	-5.35	3.21	14.00	-10.79
	181	6855	5.49	5.02	8.27	-5.35	2.92	14.00	-11.08
UNII-8	185	6875	5.53	4.95	8.26	-5.35	2.91	14.00	-11.09
	209	6995	5.83	5.67	8.76	-5.35	3.41	14.00	-10.59
	229	7095	5.57	5.62	8.61	-5.35	3.26	14.00	-10.74
	233	7115	5.49	5.31	8.41	-5.35	3.06	14.00	-10.94

UL LLC
12 Laboratory Drive, Durham, NC 27713; USA TEL: (919) 549-1400
This report shall not be reproduced except in full, without the written approval of UL LLC

PSD - STANDARD POWER

Band	Channel	Freq. [MHz]	Measured PSD [dBm/MHz]			DCCF [dB]	Directional Gain [dBi]	Corrected PSD EIRP [dBm]	Maximum PSD EIRP Limit [dBm/MHz]	Margin [dBm]
			Chain 0	Chain 1	MIMO					
UNII-5	2	5935	5.913	5.995	8.96	0.29	-3.17	6.08	17.00	-10.92
	1	5955	5.405	6.673	9.1	0.29	-3.17	6.22	17.00	-10.78
	45	6175	6.394	5.456	8.96	0.29	-3.17	6.08	17.00	-10.92
	93	6415	6.128	6.214	9.18	0.29	-3.17	6.3	17.00	-10.70
UNII-7	117	6535	4.839	4.121	7.51	0.29	-2.37	5.43	17.00	-11.57
	149	6695	4.976	4.069	7.56	0.29	-2.37	5.48	17.00	-11.52
	181	6855	3.99	3.796	6.9	0.29	-2.37	4.82	17.00	-12.18

PSD - LOW POWER INDOOR

Band	Channel	Freq. [MHz]	Measured PSD [dBm/MHz]			DCCF [dB]	Directional Gain [dBi]	Corrected PSD EIRP [dBm]	Maximum PSD EIRP Limit [dBm/MHz]	Margin [dBm]
			Chain 0	Chain 1	MIMO					
UNII-5	2	5935	-2.326	-1.882	0.91	0.29	-3.17	-1.97	-1.00	-0.97
	1	5955	-2.452	-1.843	0.87	0.29	-3.17	-2.01	-1.00	-1.01
	45	6175	-2.676	-2.752	0.3	0.29	-3.17	-2.58	-1.00	-1.58
	93	6415	-2.928	-3.042	0.03	0.29	-3.17	-2.85	-1.00	-1.85
UNII-6	97	6435	-3.005	-3.092	-0.04	0.29	-3.20	-2.95	-1.00	-1.95
	105	6475	-2.39	-2.589	0.52	0.29	-3.20	-2.39	-1.00	-1.39
	113	6515	-2.433	-2.367	0.61	0.29	-3.20	-2.3	-1.00	-1.30
UNII-7	117	6535	-2.336	-2.768	0.46	0.29	-2.37	-1.62	-1.00	-0.62
	149	6695	-2.304	-2.697	0.51	0.29	-2.37	-1.57	-1.00	-0.57
	181	6855	-2.868	-2.764	0.19	0.29	-2.37	-1.89	-1.00	-0.89
UNII-8	185	6875	-2.865	-3.064	0.05	0.29	-2.28	-1.94	-1.00	-0.94
	209	6995	-2.684	-3.164	0.09	0.29	-2.28	-1.9	-1.00	-0.90
	233	7115	-2.44	-3.546	0.05	0.29	-2.28	-1.94	-1.00	-0.94

PSD - VERY LOW POWER

Band	Channel	Freq. [MHz]	Measure PSD [dBm/MHz]			DCCF [dB]	Directional Gain [dBi]	Corrected PSD EIRP [dBm]	Maximum PSD EIRP Limit [dBm/MHz]	Margin [dBm]
			Chain 0	Chain 1	MIMO					
UNII-5	2	5935	-6.921	-7.668	-4.27	0.29	-3.17	-7.15	-5.00	-2.15
	1	5955	-7.383	-7.402	-4.38	0.29	-3.17	-7.26	-5.00	-2.26
	45	6175	-7.247	-7.45	-4.34	0.29	-3.17	-7.22	-5.00	-2.22
	93	6415	-7.572	-8.727	-5.10	0.29	-3.17	-7.98	-5.00	-2.98
UNII-6	97	6435	-7.664	-8.702	-5.14	0.29	-3.20	-8.05	-5.00	-3.05
	105	6475	-7.244	-8.248	-4.71	0.29	-3.20	-7.62	-5.00	-2.62
	113	6515	-7.073	-6.971	-4.01	0.29	-3.20	-6.92	-5.00	-1.92
UNII-7	117	6535	-6.626	-7.254	-3.92	0.29	-2.37	-6	-5.00	-1.00
	149	6695	-6.392	-6.525	-3.45	0.29	-2.37	-5.53	-5.00	-0.53
	181	6855	-6.535	-6.682	-3.6	0.29	-2.37	-5.68	-5.00	-0.68
UNII-8	185	6875	-6.804	-6.731	-3.76	0.29	-2.28	-5.75	-5.00	-0.75
	209	6995	-6.521	-7.428	-3.94	0.29	-2.28	-5.93	-5.00	-0.93
	233	7115	-6.941	-7.588	-4.24	0.29	-2.28	-6.23	-5.00	-1.23

UL LLC
12 Laboratory Drive, Durham, NC 27713; USA
TEL: (919) 549-1400
This report shall not be reproduced except in full, without the written approval of UL LLC

9.3.2. 802.11be EHT20 MODE 2TX

OUTPUT POWER - STANDARD POWER

Band	Channel	Freq. [MHz]	Tones	Average Power [dBm]			Directional Gain [dBi]	EIRP [dBm]	Maximum EIRP Limit [dBm]	Margin [dBm]
				Chain 0	Chain 1	MIMO				
UNII-5	2	5935	26T	-2.138	-3.94	0.06	-6.17	-6.11	30.00	-36.11
	1	5955		10.362	10.74	13.56	-6.17	7.39	30.00	-22.61
	45	6175		10.535	10.50	13.53	-6.17	7.36	30.00	-22.64
	93	6415		10.887	10.62	13.77	-6.17	7.6	30.00	-22.40
UNII-5	2	5935	52T	1.638	1.72	4.69	-6.17	-1.48	30.00	-31.48
	1	5955		13.551	13.88	16.73	-6.17	10.56	30.00	-19.44
	45	6175		13.643	13.58	16.62	-6.17	10.45	30.00	-19.55
	93	6415		13.754	13.65	16.71	-6.17	10.54	30.00	-19.46
UNII-5	2	5935	52+26T	1.397	1.59	4.51	-6.17	-1.66	30.00	-31.66
	1	5955		13.495	13.41	16.46	-6.17	10.29	30.00	-19.71
	45	6175		13.7	13.47	16.60	-6.17	10.43	30.00	-19.57
	93	6415		13.686	13.51	16.61	-6.17	10.44	30.00	-19.56
UNII-5	2	5935	106T	1.107	1.32	4.22	-6.17	-1.95	30.00	-31.95
	1	5955		13.57	13.99	16.80	-6.17	10.63	30.00	-19.37
	45	6175		13.987	13.65	16.83	-6.17	10.66	30.00	-19.34
	93	6415		13.781	13.55	16.68	-6.17	10.51	30.00	-19.49
UNII-5	2	5935	106+26T	1.021	1.26	4.15	-6.17	-2.02	30.00	-32.02
	1	5955		13.577	13.87	16.73	-6.17	10.56	30.00	-19.44
	45	6175		13.753	13.51	16.64	-6.17	10.47	30.00	-19.53
	93	6415		13.611	13.46	16.54	-6.17	10.37	30.00	-19.63
UNII-5	2	5935	242T	5.31	5.83	8.59	-6.17	2.42	30.00	-27.58
	1	5955		16.462	16.73	19.61	-6.17	13.44	30.00	-16.56
	45	6175		16.77	16.46	19.63	-6.17	13.46	30.00	-16.54
	93	6415		16.792	16.40	19.61	-6.17	13.44	30.00	-16.56

Band	Channel	Freq. [MHz]	Tones	Average Power [dBm]			Directional Gain [dBi]	EIRP [dBm]	Maximum EIRP Limit [dBm]	Margin [dBm]
				Chain 0	Chain 1	MIMO				
UNII-7	117	6535	26T	10.60	10.39	13.51	-5.35	8.16	30.00	-21.84
	149	6695		10.54	10.46	13.51	-5.35	8.16	30.00	-21.84
	181	6855		10.81	10.97	13.90	-5.35	8.55	30.00	-21.45
UNII-7	117	6535	52T	13.49	13.25	16.38	-5.35	11.03	30.00	-18.97
	149	6695		13.08	12.94	16.02	-5.35	10.67	30.00	-19.33
	181	6855		13.01	13.13	16.08	-5.35	10.73	30.00	-19.27
UNII-7	117	6535	52+26T	13.13	13.15	16.15	-5.35	10.80	30.00	-19.20
	149	6695		13.07	12.80	15.95	-5.35	10.60	30.00	-19.40
	181	6855		12.76	12.78	15.78	-5.35	10.43	30.00	-19.57
UNII-7	117	6535	106T	13.28	13.18	16.24	-5.35	10.89	30.00	-19.11
	149	6695		13.22	13.01	16.13	-5.35	10.78	30.00	-19.22
	181	6855		13.43	13.25	16.35	-5.35	11.00	30.00	-19.00
UNII-7	117	6535	106+26T	13.15	13.03	16.10	-5.35	10.75	30.00	-19.25
	149	6695		13.57	13.26	16.43	-5.35	11.08	30.00	-18.92
	181	6855		13.39	13.10	16.26	-5.35	10.91	30.00	-19.09
UNII-7	117	6535	242T	16.90	16.57	19.75	-5.35	14.40	30.00	-15.60
	149	6695		16.81	16.23	19.54	-5.35	14.19	30.00	-15.81
	181	6855		16.45	16.16	19.32	-5.35	13.97	30.00	-16.03

UL LLC
12 Laboratory Drive, Durham, NC 27713; USA TEL: (919) 549-1400
This report shall not be reproduced except in full, without the written approval of UL LLC

OUTPUT POWER - LOW POWER INDOOR

Band	Channel	Freq. [MHz]	Tone	Average Power [dBm]			Directional Gain [dBi]	EIRP [dBm]	Maximum EIRP Limit [dBm]	Margin [dBm]
				Chain 0	Chain 1	MIMO				
UNII-5	2	5935	26T	-2.14	-3.94	0.06	-6.17	-6.11	24.00	-30.11
	1	5955		-0.27	-2.54	1.75	-6.17	-4.42	24.00	-28.42
	45	6175		-1.03	-3.45	0.94	-6.17	-5.23	24.00	-29.23
	93	6415		-0.64	-3.00	1.35	-6.17	-4.82	24.00	-28.82
UNII-5	2	5935	52T	1.64	1.72	4.69	-6.17	-1.48	24.00	-25.48
	1	5955		2.74	2.99	5.88	-6.17	-0.29	24.00	-24.29
	45	6175		2.69	2.58	5.65	-6.17	-0.52	24.00	-24.52
	93	6415		2.89	2.77	5.84	-6.17	-0.33	24.00	-24.33
UNII-5	2	5935	52+26T	1.40	1.59	4.51	-6.17	-1.66	24.00	-25.66
	1	5955		2.41	2.81	5.62	-6.17	-0.55	24.00	-24.55
	45	6175		2.66	2.46	5.57	-6.17	-0.60	24.00	-24.60
	93	6415		2.63	2.55	5.60	-6.17	-0.57	24.00	-24.57
UNII-5	2	5935	106T	1.11	1.32	4.22	-6.17	-1.95	24.00	-25.95
	1	5955		5.01	5.56	8.30	-6.17	2.13	24.00	-21.87
	45	6175		5.35	5.27	8.32	-6.17	2.15	24.00	-21.85
	93	6415		5.31	5.23	8.28	-6.17	2.11	24.00	-21.89
UNII-5	2	5935	106+26T	1.02	1.26	4.15	-6.17	-2.02	24.00	-26.02
	1	5955		4.85	5.45	8.17	-6.17	2.00	24.00	-22.00
	45	6175		5.32	5.26	8.30	-6.17	2.13	24.00	-21.87
	93	6415		5.39	5.11	8.26	-6.17	2.09	24.00	-21.91
UNII-5	2	5935	242T	5.31	5.83	8.59	-6.17	2.42	24.00	-21.58
	1	5955		10.41	10.81	13.62	-6.17	7.45	24.00	-16.55
	45	6175		10.59	10.40	13.51	-6.17	7.34	24.00	-16.66
	93	6415		10.65	10.44	13.56	-6.17	7.39	24.00	-16.61

Band	Channel	Freq. [MHz]	Tone	Average Power [dBm]			Directional Gain [dBi]	EIRP [dBm]	Maximum EIRP Limit [dBm]	Margin [dBm]
				Chain 0	Chain 1	MIMO				
UNII-6	97	6435	26T	-0.12	-1.17	2.40	-6.21	-3.81	24.00	-27.81
	105	6475		-0.88	-2.41	1.43	-6.21	-4.78	24.00	-28.78
	113	6515		-0.29	-2.19	1.87	-6.21	-4.34	24.00	-28.34
UNII-6	97	6435	52T	2.87	2.77	5.83	-6.21	-0.38	24.00	-24.38
	105	6475		2.62	2.72	5.68	-6.21	-0.53	24.00	-24.53
	113	6515		2.73	2.98	5.87	-6.21	-0.34	24.00	-24.34
UNII-6	97	6435	52+26T	2.64	2.57	5.61	-6.21	-0.60	24.00	-24.60
	105	6475		2.81	2.78	5.80	-6.21	-0.41	24.00	-24.41
	113	6515		2.56	2.70	5.64	-6.21	-0.57	24.00	-24.57
UNII-6	97	6435	106T	5.34	5.25	8.30	-6.21	2.09	24.00	-21.91
	105	6475		5.35	5.26	8.31	-6.21	2.10	24.00	-21.90
	113	6515		5.31	5.09	8.21	-6.21	2.00	24.00	-22.00
UNII-6	97	6435	106+26T	5.24	5.13	8.19	-6.21	1.98	24.00	-22.02
	105	6475		5.38	5.19	8.29	-6.21	2.08	24.00	-21.92
	113	6515		5.31	5.11	8.22	-6.21	2.01	24.00	-21.99
UNII-6	97	6435	242T	10.82	10.47	13.66	-6.21	7.45	24.00	-16.55
	105	6475		10.59	10.59	13.60	-6.21	7.39	24.00	-16.61
	113	6515		10.55	10.48	13.53	-6.21	7.32	24.00	-16.68

UL LLC
12 Laboratory Drive, Durham, NC 27713; USA TEL: (919) 549-1400
This report shall not be reproduced except in full, without the written approval of UL LLC

Band	Channel	Freq. [MHz]	Tone	Average Pow er [dBm]			Directional Gain [dBi]	EIRP [dBm]	Maximum EIRP Limit [dBm]	Margin [dBm]
				Chain 0	Chain 1	MIMO				
UNII-7	117	6535	26T	-0.53	-2.87	1.47	-5.35	-3.88	24.00	-27.88
	149	6695		-0.95	-2.05	1.55	-5.35	-3.80	24.00	-27.80
	181	6855		-0.38	-0.08	2.78	-5.35	-2.57	24.00	-26.57
UNII-7	117	6535	52T	2.88	2.74	5.82	-5.35	0.47	24.00	-23.53
	149	6695		2.42	2.45	5.44	-5.35	0.09	24.00	-23.91
	181	6855		2.57	2.64	5.62	-5.35	0.27	24.00	-23.73
UNII-7	117	6535	52+26T	2.82	2.62	5.74	-5.35	0.39	24.00	-23.61
	149	6695		2.53	2.38	5.46	-5.35	0.11	24.00	-23.89
	181	6855		2.30	2.47	5.40	-5.35	0.05	24.00	-23.95
UNII-7	117	6535	106T	5.41	5.56	8.50	-5.35	3.15	24.00	-20.85
	149	6695		5.83	5.02	8.45	-5.35	3.10	24.00	-20.90
	181	6855		5.37	4.88	8.14	-5.35	2.79	24.00	-21.21
UNII-7	117	6535	106+26T	5.35	5.59	8.48	-5.35	3.13	24.00	-20.87
	149	6695		5.81	4.91	8.39	-5.35	3.04	24.00	-20.96
	181	6855		5.33	4.87	8.11	-5.35	2.76	24.00	-21.24
UNII-7	117	6535	242T	10.52	10.41	13.48	-5.35	8.13	24.00	-15.87
	149	6695		10.44	10.44	13.45	-5.35	8.10	24.00	-15.90
	181	6855		10.28	10.38	13.34	-5.35	7.99	24.00	-16.01

Band	Channel	Freq. [MHz]	Tone	Average Pow er [dBm]			Directional Gain [dBi]	EIRP [dBm]	Maximum EIRP Limit [dBm]	Margin [dBm]
				Chain 0	Chain 1	MIMO				
UNII-8	185	6875	26T	-1.47	-0.60	1.99	-5.35	-3.36	24.00	-27.36
	209	6995		-0.37	-1.54	2.10	-5.35	-3.25	24.00	-27.25
	229	7095		-0.08	-1.35	2.34	-5.35	-3.01	24.00	-27.01
	233	7115		-1.31	-4.27	0.46	-5.35	-4.89	24.00	-28.89
UNII-8	185	6875	52T	2.73	2.41	5.58	-5.35	0.23	24.00	-23.77
	209	6995		2.50	2.30	5.41	-5.35	0.06	24.00	-23.94
	229	7095		2.77	2.39	5.59	-5.35	0.24	24.00	-23.76
	233	7115		2.13	2.00	5.08	-5.35	-0.27	24.00	-24.27
UNII-8	185	6875	52+26T	2.36	2.32	5.35	-5.35	0.00	24.00	-24.00
	209	6995		2.54	2.36	5.46	-5.35	0.11	24.00	-23.89
	229	7095		2.60	2.15	5.39	-5.35	0.04	24.00	-23.96
	233	7115		1.97	1.91	4.95	-5.35	-0.40	24.00	-24.40
UNII-8	185	6875	106T	5.35	4.85	8.11	-5.35	2.76	24.00	-21.24
	209	6995		5.67	5.77	8.73	-5.35	3.38	24.00	-20.62
	229	7095		5.73	5.47	8.61	-5.35	3.26	24.00	-20.74
	233	7115		5.36	4.99	8.19	-5.35	2.84	24.00	-21.16
UNII-8	185	6875	106+26T	5.39	4.77	8.10	-5.35	2.75	24.00	-21.25
	209	6995		5.93	5.76	8.85	-5.35	3.50	24.00	-20.50
	229	7095		5.61	5.42	8.52	-5.35	3.17	24.00	-20.83
	233	7115		5.50	5.05	8.29	-5.35	2.94	24.00	-21.06
UNII-8	185	6875	242T	10.54	10.32	13.44	-5.35	8.09	24.00	-15.91
	209	6995		10.46	10.19	13.34	-5.35	7.99	24.00	-16.01
	229	7095		10.52	10.10	13.32	-5.35	7.97	24.00	-16.03
	233	7115		10.41	10.01	13.23	-5.35	7.88	24.00	-16.12

UL LLC
12 Laboratory Drive, Durham, NC 27713; USA
TEL: (919) 549-1400
This report shall not be reproduced except in full, without the written approval of UL LLC

OUTPUT POWER - VERY LOW POWER

Band	Channel	Freq. [MHz]	Tone	Average Power [dBm]			Directional Gain [dBi]	EIRP [dBm]	Maximum EIRP Limit [dBm]	Margin [dBm]
				Chain 0	Chain 1	MIMO				
UNII-5	2	5935	26T	-4.05	-6.30	-2.02	-6.17	-8.19	14.00	-22.19
	1	5955		-4.07	-6.24	-2.01	-6.17	-8.18	14.00	-22.18
	45	6175		-5.13	-8.78	-3.57	-6.17	-9.74	14.00	-23.74
	93	6415		-4.16	-6.76	-2.26	-6.17	-8.43	14.00	-22.43
UNII-5	2	5935	52T	-1.03	-3.02	1.10	-6.17	-5.07	14.00	-19.07
	1	5955		-1.05	-3.25	1.00	-6.17	-5.17	14.00	-19.17
	45	6175		-1.61	-5.02	0.02	-6.17	-6.15	14.00	-20.15
	93	6415		-1.17	-3.31	0.90	-6.17	-5.27	14.00	-19.27
UNII-5	2	5935	52+26T	-1.16	-3.20	0.95	-6.17	-5.22	14.00	-19.22
	1	5955		-1.02	-3.37	0.97	-6.17	-5.20	14.00	-19.20
	45	6175		-1.69	-5.10	-0.06	-6.17	-6.23	14.00	-20.23
	93	6415		-1.39	-3.73	0.61	-6.17	-5.56	14.00	-19.56
UNII-5	2	5935	106T	1.31	0.99	4.16	-6.17	-2.01	14.00	-16.01
	1	5955		1.44	0.97	4.22	-6.17	-1.95	14.00	-15.95
	45	6175		1.94	1.55	4.76	-6.17	-1.41	14.00	-15.41
	93	6415		0.26	-0.06	3.11	-6.17	-3.06	14.00	-17.06
UNII-5	2	5935	106+26T	1.29	1.10	4.21	-6.17	-1.96	14.00	-15.96
	1	5955		1.37	1.06	4.23	-6.17	-1.94	14.00	-15.94
	45	6175		1.99	1.82	4.92	-6.17	-1.25	14.00	-15.25
	93	6415		0.35	-0.04	3.17	-6.17	-3.00	14.00	-17.00
UNII-5	2	5935	242T	5.60	5.85	8.73	-6.17	2.56	14.00	-11.44
	1	5955		5.36	5.83	8.61	-6.17	2.44	14.00	-11.56
	45	6175		5.72	5.56	8.65	-6.17	2.48	14.00	-11.52
	93	6415		5.76	5.77	8.77	-6.17	2.60	14.00	-11.40

Band	Channel	Freq. [MHz]	Tone	Average Power [dBm]			Directional Gain [dBi]	EIRP [dBm]	Maximum EIRP Limit [dBm]	Margin [dBm]
				Chain 0	Chain 1	MIMO				
UNII-6	97	6435	26T	-4.06	-6.51	-2.10	-6.21	-8.31	14.00	-22.31
	105	6475		-5.07	-6.84	-2.86	-6.21	-9.07	14.00	-23.07
	113	6515		-4.62	-6.59	-2.49	-6.21	-8.70	14.00	-22.70
UNII-6	97	6435	52T	-1.85	-3.62	0.37	-6.21	-5.84	14.00	-19.84
	105	6475		-2.17	-3.63	0.17	-6.21	-6.04	14.00	-20.04
	113	6515		-1.93	-3.71	0.28	-6.21	-5.93	14.00	-19.93
UNII-6	97	6435	52+26T	-2.08	-3.86	0.13	-6.21	-6.08	14.00	-20.08
	105	6475		-2.13	-3.76	0.14	-6.21	-6.07	14.00	-20.07
	113	6515		-2.15	-3.88	0.08	-6.21	-6.13	14.00	-20.13
UNII-6	97	6435	106T	1.00	1.46	4.25	-6.21	-1.96	14.00	-15.96
	105	6475		1.87	1.95	4.92	-6.21	-1.29	14.00	-15.29
	113	6515		1.45	1.78	4.63	-6.21	-1.58	14.00	-15.58
UNII-6	97	6435	106+26T	1.56	1.96	4.77	-6.21	-1.44	14.00	-15.44
	105	6475		1.91	1.96	4.95	-6.21	-1.26	14.00	-15.26
	113	6515		1.62	1.92	4.78	-6.21	-1.43	14.00	-15.43
UNII-6	97	6435	242T	5.71	5.64	8.69	-6.21	2.48	14.00	-11.52
	105	6475		5.73	5.62	8.68	-6.21	2.47	14.00	-11.53
	113	6515		5.75	5.73	8.75	-6.21	2.54	14.00	-11.46

UL LLC
12 Laboratory Drive, Durham, NC 27713; USA
TEL: (919) 549-1400
This report shall not be reproduced except in full, without the written approval of UL LLC

Band	Channel	Freq. [MHz]	Tone	Average Pow er [dBm]			Directional Gain [dBi]	EIRP [dBm]	Maximum EIRP Limit [dBm]	Margin [dBm]
				Chain 0	Chain 1	MIMO				
UNII-7	117	6535	26T	-4.01	-5.85	-1.82	-5.35	-7.17	14.00	-21.17
	149	6695		-4.72	-5.31	-1.99	-5.35	-7.34	14.00	-21.34
	181	6855		-4.29	-4.83	-1.54	-5.35	-6.89	14.00	-20.89
UNII-7	117	6535	52T	-1.63	-2.91	0.79	-5.35	-4.56	14.00	-18.56
	149	6695		-2.28	-2.72	0.52	-5.35	-4.83	14.00	-18.83
	181	6855		-2.90	-1.77	0.71	-5.35	-4.64	14.00	-18.64
UNII-7	117	6535	52+26T	-1.81	-3.10	0.60	-5.35	-4.75	14.00	-18.75
	149	6695		-2.33	-2.84	0.43	-5.35	-4.92	14.00	-18.92
	181	6855		-2.78	-1.86	0.72	-5.35	-4.63	14.00	-18.63
UNII-7	117	6535	106T	0.32	1.02	3.70	-5.35	-1.65	14.00	-15.65
	149	6695		1.93	1.73	4.84	-5.35	-0.51	14.00	-14.51
	181	6855		1.97	1.65	4.82	-5.35	-0.53	14.00	-14.53
UNII-7	117	6535	106+26T	0.22	0.88	3.57	-5.35	-1.78	14.00	-15.78
	149	6695		1.94	1.73	4.85	-5.35	-0.50	14.00	-14.50
	181	6855		1.91	1.66	4.80	-5.35	-0.55	14.00	-14.55
UNII-7	117	6535	242T	5.28	5.38	8.34	-5.35	2.99	14.00	-11.01
	149	6695		5.73	4.77	8.29	-5.35	2.94	14.00	-11.06
	181	6855		5.31	5.48	8.40	-5.35	3.05	14.00	-10.95

Band	Channel	Freq. [MHz]	Tone	Average Pow er [dBm]			Directional Gain [dBi]	EIRP [dBm]	Maximum EIRP Limit [dBm]	Margin [dBm]
				Chain 0	Chain 1	MIMO				
UNII-8	185	6875	26T	-5.49	-4.60	-2.01	-5.35	-7.36	14.00	-21.36
	209	6995		-4.36	-5.36	-1.82	-5.35	-7.17	14.00	-21.17
	229	7095		-4.03	-5.30	-1.61	-5.35	-6.96	14.00	-20.96
	233	7115		-5.32	-8.26	-3.53	-5.35	-8.88	14.00	-22.88
UNII-8	185	6875	52T	-2.53	-1.71	0.91	-5.35	-4.44	14.00	-18.44
	209	6995		-1.29	-2.10	1.33	-5.35	-4.02	14.00	-18.02
	229	7095		-1.02	-2.27	1.41	-5.35	-3.94	14.00	-17.94
	233	7115		-2.63	-5.19	-0.71	-5.35	-6.06	14.00	-20.06
UNII-8	185	6875	52+26T	-2.84	-1.95	0.64	-5.35	-4.71	14.00	-18.71
	209	6995		-1.28	-2.28	1.26	-5.35	-4.09	14.00	-18.09
	229	7095		-1.28	-2.59	1.12	-5.35	-4.23	14.00	-18.23
	233	7115		-2.78	-5.44	-0.90	-5.35	-6.25	14.00	-20.25
UNII-8	185	6875	106T	1.45	1.25	4.36	-5.35	-0.99	14.00	-14.99
	209	6995		1.75	1.50	4.64	-5.35	-0.71	14.00	-14.71
	229	7095		1.76	1.32	4.56	-5.35	-0.79	14.00	-14.79
	233	7115		1.44	1.22	4.34	-5.35	-1.01	14.00	-15.01
UNII-8	185	6875	106+26T	1.44	1.22	4.34	-5.35	-1.01	14.00	-15.01
	209	6995		1.72	1.50	4.62	-5.35	-0.73	14.00	-14.73
	229	7095		1.71	1.29	4.51	-5.35	-0.84	14.00	-14.84
	233	7115		1.31	1.27	4.30	-5.35	-1.05	14.00	-15.05
UNII-8	185	6875	242T	5.76	5.22	8.51	-5.35	3.16	14.00	-10.84
	209	6995		5.95	5.91	8.94	-5.35	3.59	14.00	-10.41
	229	7095		6.00	5.99	9.00	-5.35	3.65	14.00	-10.35
	233	7115		5.62	5.31	8.48	-5.35	3.13	14.00	-10.87

This report shall not be reproduced except in full, without the written approval of UL LLC

PSD - STANDARD POWER

Band	Channel	Freq. [MHz]	Tone	Measured PSD [dBm/MHz]			DCCF [dB]	Directional Gain [dBi]	Corrected PSD EIRP [dBm]	Maximum PSD EIRP Limit [dBm/MHz]	Margin [dBm]
				Chain 0	Chain 1	MIMO					
UNII-5	2	5935	26T	9.075	9.273	12.19	0	-3.17	9.02	17.00	-7.98
	1	5955		8.669	9.639	12.19	0	-3.17	9.02	17.00	-7.98
	45	6175		7.443	7.272	10.37	0	-3.17	7.2	17.00	-9.80
	93	6415		9.393	9.725	12.57	0	-3.17	9.4	17.00	-7.60
UNII-5	2	5935	52T	9.395	10.062	12.75	0	-3.17	9.58	17.00	-7.42
	1	5955		8.997	10.186	12.64	0	-3.17	9.47	17.00	-7.53
	45	6175		9.021	8.824	11.93	0	-3.17	8.76	17.00	-8.24
	93	6415		9.456	9.983	12.74	0	-3.17	9.57	17.00	-7.43
UNII-5	2	5935	106T	6.614	7.151	9.9	0	-3.17	6.73	17.00	-10.27
	1	5955		5.976	7.036	9.55	0	-3.17	6.38	17.00	-10.62
	45	6175		6.394	6.052	9.24	0	-3.17	6.07	17.00	-10.93
	93	6415		6.740	6.678	9.72	0	-3.17	6.55	17.00	-10.45

Band	Channel	Freq. [MHz]	Tone	Measured PSD [dBm/MHz]			DCCF [dB]	Directional Gain [dBi]	Corrected PSD EIRP [dBm]	Maximum PSD EIRP Limit [dBm/MHz]	Margin [dBm]
				Chain 0	Chain 1	MIMO					
UNII-7	117	6535	26T	7.945	7.562	10.77	0	-2.38	8.39	17.00	-8.61
	149	6695		6.478	6.053	9.28	0	-2.38	6.9	17.00	-10.10
	181	6855		7.543	7.298	10.43	0	-2.38	8.05	17.00	-8.95
UNII-7	117	6535	52T	8.154	7.988	11.08	0	-2.38	8.7	17.00	-8.30
	149	6695		7.908	7.305	10.63	0	-2.38	8.25	17.00	-8.75
	181	6855		7.249	7.435	10.35	0	-2.38	7.97	17.00	-9.03
UNII-7	117	6535	106T	5.092	4.625	7.88	0	-2.38	5.5	17.00	-11.50
	149	6695		5.297	4.579	7.96	0	-2.38	5.58	17.00	-11.42
	181	6855		4.354	4.015	7.2	0	-2.38	4.82	17.00	-12.18

PSD - LOW POWER INDOOR

Band	Channel	Freq. [MHz]	Tone	Measured PSD [dBm/MHz]			DCCF [dB]	Directional Gain [dBi]	Corrected PSD EIRP [dBm]	Maximum PSD EIRP Limit [dBm/MHz]	Margin [dBm]
				Chain 0	Chain 1	MIMO					
UNII-5	2	5935	26T	-1.953	-4.553	-0.05	0	-3.17	-3.22	-1.00	-2.22
	1	5955		-2.075	-4.549	-0.13	0	-3.17	-3.30	-1.00	-2.30
	45	6175		-4.481	-8.337	-2.98	0	-3.17	-6.15	-1.00	-5.15
	93	6415		-1.795	-4.723	-0.01	0	-3.17	-3.18	-1.00	-2.18
UNII-5	2	5935	52T	-2.126	-1.798	1.05	0	-3.17	-2.12	-1.00	-1.12
	1	5955		-2.759	-1.083	1.17	0	-3.17	-2.00	-1.00	-1.00
	45	6175		-2.692	-2.413	0.46	0	-3.17	-2.71	-1.00	-1.71
	93	6415		-1.671	-1.43	1.46	0	-3.17	-1.71	-1.00	-0.71
UNII-5	2	5935	106T	-1.736	-1.723	1.28	0	-3.17	-1.89	-1.00	-0.89
	1	5955		-2.074	-1.578	1.19	0	-3.17	-1.98	-1.00	-0.98
	45	6175		-1.99	-1.899	1.07	0	-3.17	-2.10	-1.00	-1.10
	93	6415		-1.121	-1.643	1.64	0	-3.17	-1.53	-1.00	-0.53

UL LLC
12 Laboratory Drive, Durham, NC 27713; USA TEL: (919) 549-1400
This report shall not be reproduced except in full, without the written approval of UL LLC

Band	Channel	Freq. [MHz]	Tone	Measured PSD [dBm/MHz]			DCCF [dB]	Directional Gain [dBi]	Corrected PSD EIRP [dBm]	Maximum PSD EIRP Limit [dBm/MHz]	Margin [dBm]
				Chain 0	Chain 1	MIMO					
UNII-6	97	6435	26T	-3.441	-5.047	-1.16	0	-3.20	-4.36	-1.00	-3.36
	105	6475		-4.682	-6.903	-2.64	0	-3.20	-5.84	-1.00	-4.84
	113	6515		-3.023	-5.505	-1.08	0	-3.20	-4.28	-1.00	-3.28
UNII-6	97	6435	52T	-3.734	-4.202	-0.95	0	-3.20	-4.15	-1.00	-3.15
	105	6475		-3.504	-3.905	-0.69	0	-3.20	-3.89	-1.00	-2.89
	113	6515		-3.206	-3.291	-0.24	0	-3.20	-3.44	-1.00	-2.44
UNII-6	97	6435	106T	-3.294	-4.435	-0.82	0	-3.20	-4.02	-1.00	-3.02
	105	6475		-3.497	-4.142	-0.8	0	-3.20	-4	-1.00	-3.00
	113	6515		-2.899	-3.181	-0.03	0	-3.20	-3.23	-1.00	-2.23

Band	Channel	Freq. [MHz]	Tone	Measured PSD [dBm/MHz]			DCCF [dB]	Directional Gain [dBi]	Corrected PSD EIRP [dBm]	Maximum PSD EIRP Limit [dBm/MHz]	Margin [dBm]
				Chain 0	Chain 1	MIMO					
UNII-7	117	6535	26T	-4.456	-4.942	-1.68	0	-2.38	-4.06	-1.00	-3.06
	149	6695		-6.53	-7.009	-3.75	0	-2.38	-6.13	-1.00	-5.13
	181	6855		-5.498	-4.19	-1.78	0	-2.38	-4.16	-1.00	-3.16
UNII-7	117	6535	52T	-2.969	-3.345	-0.14	0	-2.38	-2.52	-1.00	-1.52
	149	6695		-3.401	-3.598	-0.49	0	-2.38	-2.87	-1.00	-1.87
	181	6855		-3.837	-3.541	-0.68	0	-2.38	-3.06	-1.00	-2.06
UNII-7	117	6535	106T	-2.605	-3.579	-0.05	0	-2.38	-2.43	-1.00	-1.43
	149	6695		-2.722	-2.939	0.18	0	-2.38	-2.2	-1.00	-1.20
	181	6855		-3.524	-3.631	-0.57	0	-2.38	-2.95	-1.00	-1.95

Band	Channel	Freq. [MHz]	Tone	Measured PSD [dBm/MHz]			DCCF [dB]	Directional Gain [dBi]	Corrected PSD EIRP [dBm]	Maximum PSD EIRP Limit [dBm/MHz]	Margin [dBm]
				Chain 0	Chain 1	MIMO					
UNII-8	185	6875	26T	-5.023	-3.906	-1.42	0	-2.41	-3.83	-1.00	-2.83
	209	6995		-4.869	-5.84	-2.32	0	-2.41	-4.73	-1.00	-3.73
	233	7115		-5.124	-8.027	-3.33	0	-2.41	-5.74	-1.00	-4.74
UNII-8	185	6875	52T	-3.964	-3.535	-0.73	0	-2.41	-3.14	-1.00	-2.14
	209	6995		-3.894	-4.278	-1.07	0	-2.41	-3.48	-1.00	-2.48
	233	7115		-4.017	-4.467	-1.23	0	-2.41	-3.64	-1.00	-2.64
UNII-8	185	6875	106T	-3.292	-3.538	-0.40	0	-2.41	-2.81	-1.00	-1.81
	209	6995		-3.256	-3.866	-0.54	0	-2.41	-2.95	-1.00	-1.95
	233	7115		-3.928	-4.277	-1.09	0	-2.41	-3.5	-1.00	-2.50

UL LLC
12 Laboratory Drive, Durham, NC 27713; USA TEL: (919) 549-1400
This report shall not be reproduced except in full, without the written approval of UL LLC

PSD - VERY LOW POWER

Band	Channel	Freq. [MHz]	Tone	Measured PSD [dBm/MHz]			DCCF [dB]	Directional Gain [dBi]	Corrected PSD EIRP [dBm]	Maximum PSD EIRP Limit [dBm/MHz]	Margin [dBm]
				Chain 0	Chain 1	MIMO					
UNII-5	2	5935	26T	-5.927	-8.498	-4.01	0	-3.17	-7.18	-5.00	-2.18
	1	5955		-6.126	-8.382	-4.1	0	-3.17	-7.27	-5.00	-2.27
	45	6175		-8.309	-12.684	-6.96	0	-3.17	-10.13	-5.00	-5.13
	93	6415		-5.807	-8.733	-4.02	0	-3.17	-7.19	-5.00	-2.19
UNII-5	2	5935	52T	-5.628	-8.172	-3.71	0	-3.17	-6.88	-5.00	-1.88
	1	5955		-5.948	-8.553	-4.05	0	-3.17	-7.22	-5.00	-2.22
	45	6175		-7.182	-11.128	-5.71	0	-3.17	-8.88	-5.00	-3.88
	93	6415		-5.729	-8.359	-3.84	0	-3.17	-7.01	-5.00	-2.01
UNII-5	2	5935	106T	-6.056	-5.453	-2.73	0	-3.17	-5.90	-5.00	-0.90
	1	5955		-6.433	-5.727	-3.06	0	-3.17	-6.23	-5.00	-1.23
	45	6175		-6.45	-6.257	-3.34	0	-3.17	-6.51	-5.00	-1.51
	93	6415		-5.867	-5.579	-2.71	0	-3.17	-5.88	-5.00	-0.88

Band	Channel	Freq. [MHz]	Tone	Measured PSD [dBm/MHz]			DCCF [dB]	Directional Gain [dBi]	Corrected PSD EIRP [dBm]	Maximum PSD EIRP Limit [dBm/MHz]	Margin [dBm]
				Chain 0	Chain 1	MIMO					
UNII-6	97	6435	26T	-7.397	-9.091	-5.15	0	-3.20	-8.35	-5.00	-3.35
	105	6475		-8.928	-11.228	-6.92	0	-3.20	-10.12	-5.00	-5.12
	113	6515		-7.224	-9.388	-5.16	0	-3.20	-8.36	-5.00	-3.36
UNII-6	97	6435	52T	-8.437	-9.017	-5.71	0	-3.20	-8.91	-5.00	-3.91
	105	6475		-8.61	-9.901	-6.2	0	-3.20	-9.40	-5.00	-4.40
	113	6515		-7.819	-9.361	-5.51	0	-3.20	-8.71	-5.00	-3.71
UNII-6	97	6435	106T	-7.826	-8.048	-4.93	0	-3.20	-8.13	-5.00	-3.13
	105	6475		-7.442	-7.604	-4.51	0	-3.20	-7.71	-5.00	-2.71
	113	6515		-6.994	-7.358	-4.16	0	-3.20	-7.36	-5.00	-2.36

Band	Channel	Freq. [MHz]	Tone	Measured PSD [dBm/MHz]			DCCF [dB]	Directional Gain [dBi]	Corrected PSD EIRP [dBm]	Maximum PSD EIRP Limit [dBm/MHz]	Margin [dBm]
				Chain 0	Chain 1	MIMO					
UNII-7	117	6535	26T	-8.356	-9.44	-5.85	0	-2.38	-8.23	-5.00	-3.23
	149	6695		-10.212	-10.833	-7.5	0	-2.38	-9.88	-5.00	-4.88
	181	6855		-9.316	-8.257	-5.74	0	-2.38	-8.12	-5.00	-3.12
UNII-7	117	6535	52T	-8.219	-9.189	-5.67	0	-2.38	-8.05	-5.00	-3.05
	149	6695		-9.267	-9.363	-6.3	0	-2.38	-8.68	-5.00	-3.68
	181	6855		-9.481	-7.954	-5.64	0	-2.38	-8.02	-5.00	-3.02
UNII-7	117	6535	106T	-7.147	-7.286	-4.21	0	-2.38	-6.59	-5.00	-1.59
	149	6695		-6.802	-7.236	-4	0	-2.38	-6.38	-5.00	-1.38
	181	6855		-7.382	-7.845	-4.6	0	-2.38	-6.98	-5.00	-1.98

Band	Channel	Freq. [MHz]	Tone	Measured PSD [dBm/MHz]			DCCF [dB]	Directional Gain [dBi]	Corrected PSD EIRP [dBm]	Maximum PSD EIRP Limit [dBm/MHz]	Margin [dBm]
				Chain 0	Chain 1	MIMO					
UNII-8	185	6875	26T	-9.003	-8.143	-5.54	0	-2.41	-7.95	-5.00	-2.95
	209	6995		-8.971	-9.989	-6.44	0	-2.41	-8.85	-5.00	-3.85
	233	7115		-8.836	-12.248	-7.2	0	-2.41	-9.61	-5.00	-4.61
UNII-8	185	6875	52T	-8.712	-8.000	-5.33	0	-2.41	-7.74	-5.00	-2.74
	209	6995		-7.641	-8.565	-5.07	0	-2.41	-7.48	-5.00	-2.48
	233	7115		-8.817	-11.852	-7.06	0	-2.41	-9.47	-5.00	-4.47
UNII-8	185	6875	106T	-7.453	-7.414	-4.42	0	-2.41	-6.83	-5.00	-1.83
	209	6995		-7.372	-7.566	-4.46	0	-2.41	-6.87	-5.00	-1.87
	233	7115		-7.754	-8.624	-5.16	0	-2.41	-7.57	-5.00	-2.57

UL LLC
12 Laboratory Drive, Durham, NC 27713; USA TEL: (919) 549-1400
This report shall not be reproduced except in full, without the written approval of UL LLC

9.3.3. 802.11be EHT40 MODE 2TX

OUTPUT POWER - STANDARD POWER

Band	Channel	Freq. [MHz]	Tones	Average Power [dBm]			Directional Gain [dBi]	EIRP [dBm]	Maximum EIRP Limit [dBm]	Margin [dBm]
				Chain 0	Chain 1	MIMO				
UNII-5	3	5965	484T	16.75	16.88	19.83	-6.17	13.66	30.00	-16.34
	43	6165		16.58	16.64	19.62	-6.17	13.45	30.00	-16.55
	91	6405		16.65	16.46	19.57	-6.17	13.40	30.00	-16.60
UNII-7	123	6565	484T	16.66	16.35	19.52	-5.35	14.17	30.00	-15.83
	147	6685		16.53	15.94	19.25	-5.35	13.90	30.00	-16.10
	179	6845		16.48	16.05	19.28	-5.35	13.93	30.00	-16.07

OUTPUT POWER - LOW POWER INDOOR

Band	Channel	Freq. [MHz]	Tone	Average Power [dBm]			Directional Gain [dBi]	EIRP [dBm]	Maximum EIRP Limit [dBm]	Margin [dBm]
				Chain 0	Chain 1	MIMO				
UNII-5	3	5965	484T	12.40	12.72	15.57	-6.17	9.40	24.00	-14.60
	43	6165		12.52	12.41	15.48	-6.17	9.31	24.00	-14.69
	91	6405		12.52	12.56	15.55	-6.17	9.38	24.00	-14.62
UNII-6	99	6445	484T	12.60	12.41	15.51	-6.21	9.30	24.00	-14.70
	107	6485		12.22	12.01	15.13	-6.21	8.92	24.00	-15.08
	115	6525		12.32	12.26	15.30	-6.21	9.09	24.00	-14.91
UNII-7	123	6565	484T	12.66	12.16	15.43	-5.35	10.08	24.00	-13.92
	147	6685		12.48	12.22	15.36	-5.35	10.01	24.00	-13.99
	179	6845		12.11	12.04	15.08	-5.35	9.73	24.00	-14.27
UNII-8	187	6885	484T	12.59	12.38	15.50	-5.35	10.15	24.00	-13.85
	203	6965		12.89	12.36	15.64	-5.35	10.29	24.00	-13.71
	227	7085		12.94	12.80	15.88	-5.35	10.53	24.00	-13.47

OUTPUT POWER - VERY LOW POWER

Band	Channel	Freq. [MHz]	Tone	Average Power [dBm]			Directional Gain [dBi]	EIRP [dBm]	Maximum EIRP Limit [dBm]	Margin [dBm]
				Chain 0	Chain 1	MIMO				
UNII-5	3	5965	484T	8.35	8.38	11.38	-6.17	5.21	14.00	-8.79
	43	6165		8.42	8.41	11.42	-6.17	5.25	14.00	-8.75
	91	6405		8.48	8.36	11.43	-6.17	5.26	14.00	-8.74
UNII-6	99	6445	484T	8.44	8.22	11.34	-6.21	5.13	14.00	-8.87
	107	6485		8.27	8.30	11.30	-6.21	5.09	14.00	-8.91
	115	6525		8.32	8.46	11.40	-6.21	5.19	14.00	-8.81
UNII-7	123	6565	484T	8.57	8.07	11.34	-5.35	5.99	14.00	-8.01
	147	6685		8.39	8.01	11.21	-5.35	5.86	14.00	-8.14
	179	6845		8.24	7.84	11.06	-5.35	5.71	14.00	-8.29
UNII-8	187	6885	484T	8.87	8.25	11.58	-5.35	6.23	14.00	-7.77
	203	6965		8.56	8.01	11.31	-5.35	5.96	14.00	-8.04
	227	7085		8.63	8.74	11.70	-5.35	6.35	14.00	-7.65

UL LLC
12 Laboratory Drive, Durham, NC 27713; USA TEL: (919) 549-1400
This report shall not be reproduced except in full, without the written approval of UL LLC

PSD - STANDARD POWER

Band	Channel	Freq. [MHz]	Tone	Measured PSD [dBm/MHz]			DCCF [dB]	Directional Gain [dBi]	Corrected PSD EIRP [dBm]	Maximum PSD EIRP Limit [dBm/MHz]	Margin [dBm]
				Chain 0	Chain 1	MIMO					
UNII-7	123	6565	484T	0.664	-0.015	3.35	0	-2.37	0.98	17.00	-16.02
	147	6685		0.716	-0.175	3.3	0	-2.37	0.93	17.00	-16.07
	179	6845		0.322	-0.786	2.81	0	-2.37	0.44	17.00	-16.56

PSD - LOW POWER INDOOR

Band	Channel	Freq. [MHz]	Tone	Measured PSD [dBm/MHz]			DCCF [dB]	Directional Gain [dBi]	Corrected PSD EIRP [dBm]	Maximum PSD EIRP Limit [dBm/MHz]	Margin [dBm]
				Chain 0	Chain 1	MIMO					
UNII-5	3	5965	484T	-1.818	-1.503	1.35	0	-3.17	-1.82	-1.00	-0.82
	43	6165		-1.532	-1.480	1.5	0	-3.17	-1.67	-1.00	-0.67
	91	6405		-1.464	-1.440	1.56	0	-3.17	-1.61	-1.00	-0.61
UNII-6	99	6445	484T	-3.988	-4.370	-1.16	0	-3.20	-4.36	-1.00	-3.36
	107	6485		-3.668	-3.988	-0.81	0	-3.20	-4.01	-1.00	-3.01
	115	6525		-3.289	-4.100	-0.67	0	-3.20	-3.87	-1.00	-2.87
UNII-7	123	6565	484T	-2.710	-3.870	-0.24	0	-2.37	-2.61	-1.00	-1.61
	147	6685		-3.891	-3.824	-0.85	0	-2.37	-3.22	-1.00	-2.22
	179	6845		-3.818	-4.441	-1.11	0	-2.37	-3.48	-1.00	-2.48
UNII-8	187	6885	484T	-3.878	-4.553	-1.19	0	-2.28	-3.47	-1.00	-2.47
	203	6965		-3.299	-4.592	-0.89	0	-2.28	-3.17	-1.00	-2.17
	227	7085		-2.885	-3.204	-0.03	0	-2.28	-2.31	-1.00	-1.31

PSD - VERY LOW POWER

Band	Channel	Freq. [MHz]	Tone	Measured PSD [dBm/MHz]			DCCF [dB]	Directional Gain [dBi]	Corrected PSD EIRP [dBm]	Maximum PSD EIRP Limit [dBm/MHz]	Margin [dBm]
				Chain 0	Chain 1	MIMO					
UNII-5	3	5965	484T	-5.828	-5.986	-2.9	0	-3.17	-6.07	-5.00	-1.07
	43	6165		-5.359	-5.392	-2.37	0	-3.17	-5.54	-5.00	-0.54
	91	6405		-5.311	-5.478	-2.38	0	-3.17	-5.55	-5.00	-0.55
UNII-6	99	6445	484T	-8.186	-8.188	-5.18	0	-3.20	-8.38	-5.00	-3.38
	107	6485		-7.714	-8.540	-5.1	0	-3.20	-8.3	-5.00	-3.30
	115	6525		-7.506	-7.936	-4.71	0	-3.20	-7.91	-5.00	-2.91
UNII-7	123	6565	484T	-7.071	-8.282	-4.62	0	-2.37	-6.99	-5.00	-1.99
	147	6685		-7.518	-8.108	-4.79	0	-2.37	-7.16	-5.00	-2.16
	179	6845		-7.606	-7.934	-4.76	0	-2.37	-7.13	-5.00	-2.13
UNII-8	187	6885	484T	-6.712	-6.944	-3.82	0	-2.28	-6.10	-5.00	-1.10
	203	6965		-6.416	-6.654	-3.52	0	-2.28	-5.8	-5.00	-0.80
	227	7085		-6.530	-7.106	-3.8	0	-2.28	-6.08	-5.00	-1.08

UL LLC
12 Laboratory Drive, Durham, NC 27713; USA TEL: (919) 549-1400
This report shall not be reproduced except in full, without the written approval of UL LLC

9.3.4. 802.11be EHT80 MODE 2TX

OUTPUT POWER - STANDARD POWER

Band	Channel	Freq. [MHz]	Tones	Average Power [dBm]			Directional Gain [dBi]	EIRP [dBm]	Maximum EIRP Limit [dBm]	Margin [dBm]
				Chain 0	Chain 1	MIMO				
UNII-5	7	5985	484+242T (C) MRU	16.27	16.59	19.44	-6.17	13.27	30.00	-16.73
	39	6145		16.69	16.63	19.67	-6.17	13.50	30.00	-16.50
	87	6385		16.58	16.37	19.48	-6.17	13.31	30.00	-16.69
UNII-5	7	5985	242+484T (N) MRU	16.39	16.62	19.51	-6.17	13.34	30.00	-16.66
	39	6145		16.75	16.75	19.76	-6.17	13.59	30.00	-16.41
	87	6385		16.55	16.53	19.55	-6.17	13.38	30.00	-16.62
UNII-5	7	5985	484+242T (N) MRU	16.52	16.79	19.67	-6.17	13.50	30.00	-16.50
	39	6145		16.91	16.88	19.90	-6.17	13.73	30.00	-16.27
	87	6385		16.52	16.49	19.52	-6.17	13.35	30.00	-16.65
UNII-5	7	5985	996T	16.29	16.57	19.44	-6.17	13.27	30.00	-16.73
	39	6145		16.69	16.65	19.68	-6.17	13.51	30.00	-16.49
	87	6385		16.42	16.39	19.42	-6.17	13.25	30.00	-16.75

Band	Channel	Freq. [MHz]	Tones	Average Power [dBm]			Directional Gain [dBi]	EIRP [dBm]	Maximum EIRP Limit [dBm]	Margin [dBm]
				Chain 0	Chain 1	MIMO				
UNII-7	135	6625	484+242T (C) MRU 93	16.98	16.18	19.61	-5.35	14.26	30.00	-15.74
	151	6705		16.68	16.10	19.41	-5.35	14.06	30.00	-15.94
	167	6785		16.43	15.99	19.22	-5.35	13.87	30.00	-16.13
UNII-7	135	6625	484+242T (C) MRU 90	16.91	16.21	19.58	-5.35	14.23	30.00	-15.77
	151	6705		16.86	16.44	19.66	-5.35	14.31	30.00	-15.69
	167	6785		16.65	16.30	19.49	-5.35	14.14	30.00	-15.86
UNII-7	135	6625	242+484T (N) MRU	16.75	16.18	19.48	-5.35	14.13	30.00	-15.87
	151	6705		16.60	16.04	19.34	-5.35	13.99	30.00	-16.01
	167	6785		16.33	15.94	19.15	-5.35	13.80	30.00	-16.20
UNII-7	135	6625	484+242T (N) MRU	16.88	16.31	19.62	-5.35	14.27	30.00	-15.73
	151	6705		16.79	16.34	19.58	-5.35	14.23	30.00	-15.77
	167	6785		16.45	16.02	19.25	-5.35	13.90	30.00	-16.10
UNII-7	135	6625	996T	16.86	16.17	19.53	-5.35	14.18	30.00	-15.82
	151	6705		16.73	16.24	19.50	-5.35	14.15	30.00	-15.85
	167	6785		16.24	15.86	19.06	-5.35	13.71	30.00	-16.29

UL LLC
12 Laboratory Drive, Durham, NC 27713; USA TEL: (919) 549-1400
This report shall not be reproduced except in full, without the written approval of UL LLC

OUTPUT POWER - LOW POWER INDOOR

Band	Channel	Freq. [MHz]	Tones	Average Pow er [dBm]			Directional Gain [dBi]	EIRP [dBm]	Maximum EIRP Limit [dBm]	Margin [dBm]
				Chain 0	Chain 1	MIMO				
UNII-5	7	5985	484+242T (C) MRU	12.21	12.62	15.43	-6.17	9.26	24.00	-14.74
	39	6145		12.57	12.55	15.57	-6.17	9.40	24.00	-14.60
	87	6385		12.39	12.56	15.49	-6.17	9.32	24.00	-14.68
UNII-5	7	5985	242+484T (N) MRU	12.30	12.66	15.49	-6.17	9.32	24.00	-14.68
	39	6145		12.61	12.73	15.68	-6.17	9.51	24.00	-14.49
	87	6385		12.51	12.69	15.61	-6.17	9.44	24.00	-14.56
UNII-5	7	5985	484+242T (N) MRU	12.36	12.64	15.51	-6.17	9.34	24.00	-14.66
	39	6145		12.65	12.80	15.74	-6.17	9.57	24.00	-14.43
	87	6385		12.57	12.81	15.70	-6.17	9.53	24.00	-14.47
UNII-5	7	5985	996T	15.22	15.55	18.40	-6.17	12.23	24.00	-11.77
	39	6145		15.90	15.67	18.80	-6.17	12.63	24.00	-11.37
	87	6385		15.51	15.44	18.48	-6.17	12.31	24.00	-11.69

Band	Channel	Freq. [MHz]	Tones	Average Pow er [dBm]			Directional Gain [dBi]	EIRP [dBm]	Maximum EIRP Limit [dBm]	Margin [dBm]
				Chain 0	Chain 1	MIMO				
UNII-6	103	6465	484+242T (C) MRU 93	12.40	12.43	15.42	-6.21	9.21	24.00	-14.79
	119	6545		12.50	12.25	15.39	-6.21	9.18	24.00	-14.82
UNII-6	103	6465	484+242T (C) MRU 90	12.89	12.70	15.81	-6.21	9.60	24.00	-14.40
	119	6545		12.88	12.49	15.70	-6.21	9.49	24.00	-14.51
UNII-6	103	6465	242+484T (N) MRU	12.55	12.35	15.46	-6.21	9.25	24.00	-14.75
	119	6545		12.56	12.18	15.39	-6.21	9.18	24.00	-14.82
UNII-6	103	6465	484+242T (N) MRU	12.74	12.56	15.66	-6.21	9.45	24.00	-14.55
	119	6545		12.75	12.66	15.72	-6.21	9.51	24.00	-14.49
UNII-6	103	6465	996T	15.90	15.18	18.57	-6.21	12.36	24.00	-11.64
	119	6545		15.56	15.32	18.45	-6.21	12.24	24.00	-11.76

Band	Channel	Freq. [MHz]	Tones	Average Pow er [dBm]			Directional Gain [dBi]	EIRP [dBm]	Maximum EIRP Limit [dBm]	Margin [dBm]
				Chain 0	Chain 1	MIMO				
UNII-7	135	6625	484+242T (C) MRU 93	12.89	12.44	15.68	-5.35	10.33	24.00	-13.67
	151	6705		12.56	12.33	15.45	-5.35	10.10	24.00	-13.90
	167	6785		12.43	12.27	15.36	-5.35	10.01	24.00	-13.99
UNII-7	135	6625	484+242T (C) MRU 90	12.91	12.49	15.71	-5.35	10.36	24.00	-13.64
	151	6705		12.87	12.64	15.77	-5.35	10.42	24.00	-13.58
	167	6785		12.72	12.55	15.65	-5.35	10.30	24.00	-13.70
UNII-7	135	6625	242+484T (N) MRU	12.93	12.43	15.70	-5.35	10.35	24.00	-13.65
	151	6705		12.63	12.40	15.52	-5.35	10.17	24.00	-13.83
	167	6785		12.36	12.24	15.31	-5.35	9.96	24.00	-14.04
UNII-7	135	6625	484+242T (N) MRU	12.94	12.44	15.71	-5.35	10.36	24.00	-13.64
	151	6705		12.69	12.41	15.57	-5.35	10.22	24.00	-13.78
	167	6785		12.48	12.37	15.43	-5.35	10.08	24.00	-13.92
UNII-7	135	6625	996T	15.80	15.34	18.59	-5.35	13.24	24.00	-10.76
	151	6705		15.48	15.10	18.30	-5.35	12.95	24.00	-11.05
	167	6785		15.22	15.08	18.16	-5.35	12.81	24.00	-11.19

Band	Channel	Freq. [MHz]	Tones	Average Pow er [dBm]			Directional Gain [dBi]	EIRP [dBm]	Maximum EIRP Limit [dBm]	Margin [dBm]
				Chain 0	Chain 1	MIMO				
UNII-8	183	6865	484+242T (C) MRU	12.92	12.69	15.81	-5.35	10.46	24.00	-13.54
	199	6945		12.67	12.18	15.44	-5.35	10.09	24.00	-13.91
	215	7025		12.63	12.30	15.48	-5.35	10.13	24.00	-13.87
UNII-8	183	6865	242+484T (N) MRU	12.84	12.59	15.72	-5.35	10.37	24.00	-13.63
	199	6945		12.51	11.98	15.26	-5.35	9.91	24.00	-14.09
	215	7025		12.42	12.01	15.23	-5.35	9.88	24.00	-14.12
UNII-8	183	6865	484+242T (N) MRU	12.84	12.68	15.77	-5.35	10.42	24.00	-13.58
	199	6945		12.63	12.21	15.43	-5.35	10.08	24.00	-13.92
	215	7025		12.56	12.25	15.42	-5.35	10.07	24.00	-13.93
UNII-8	183	6865	996T	15.48	15.12	18.31	-5.35	12.96	24.00	-11.04
	199	6945		15.77	15.29	18.55	-5.35	13.20	24.00	-10.80
	215	7025		15.51	15.01	18.28	-5.35	12.93	24.00	-11.07

UL LLC
12 Laboratory Drive, Durham, NC 27713; USA
TEL: (919) 549-1400
This report shall not be reproduced except in full, without the written approval of UL LLC

OUTPUT POWER - VERY LOW POWER

Band	Channel	Freq. [MHz]	Tones	Average Pow er [dBm]			Directional Gain [dBi]	EIRP [dBm]	Maximum EIRP Limit [dBm]	Margin [dBm]
				Chain 0	Chain 1	MIMO				
UNII-5	7	5985	484+242T (C) MRU	8.17	8.61	11.40	-6.17	5.23	14.00	-8.77
	39	6145		8.63	8.57	11.61	-6.17	5.44	14.00	-8.56
	87	6385		8.60	8.47	11.55	-6.17	5.38	14.00	-8.62
UNII-5	7	5985	242+484T (N) MRU	8.21	8.67	11.46	-6.17	5.29	14.00	-8.71
	39	6145		8.54	8.53	11.55	-6.17	5.38	14.00	-8.62
	87	6385		8.47	8.45	11.47	-6.17	5.30	14.00	-8.70
UNII-5	7	5985	484+242T (N) MRU	8.52	8.90	11.73	-6.17	5.56	14.00	-8.44
	39	6145		8.55	8.63	11.60	-6.17	5.43	14.00	-8.57
	87	6385		8.81	8.63	11.73	-6.17	5.56	14.00	-8.44
UNII-5	7	5985	996T	11.18	11.45	14.33	-6.17	8.16	14.00	-5.84
	39	6145		11.45	11.55	14.51	-6.17	8.34	14.00	-5.66
	87	6385		11.26	11.44	14.36	-6.17	8.19	14.00	-5.81

Band	Channel	Freq. [MHz]	Tones	Average Pow er [dBm]			Directional Gain [dBi]	EIRP [dBm]	Maximum EIRP Limit [dBm]	Margin [dBm]
				Chain 0	Chain 1	MIMO				
UNII-6	103	6465	484+242T (C) MRU 93	8.54	8.26	11.41	-6.21	5.20	14.00	-8.80
	119	6545		8.55	8.29	11.43	-6.21	5.22	14.00	-8.78
UNII-6	103	6465	484+242T (C) MRU 90	8.86	8.58	11.73	-6.21	5.52	14.00	-8.48
	119	6545		8.87	8.64	11.77	-6.21	5.56	14.00	-8.44
UNII-6	103	6465	242+484T (N) MRU	8.59	8.28	11.45	-6.21	5.24	14.00	-8.76
	119	6545		8.59	8.84	11.72	-6.21	5.51	14.00	-8.49
UNII-6	103	6465	484+242T (N) MRU	8.71	8.46	11.59	-6.21	5.38	14.00	-8.62
	119	6545		8.69	8.31	11.51	-6.21	5.30	14.00	-8.70
UNII-6	103	6465	996T	11.41	11.36	14.39	-6.21	8.18	14.00	-5.82
	119	6545		11.29	11.14	14.23	-6.21	8.02	14.00	-5.98

Band	Channel	Freq. [MHz]	Tones	Average Pow er [dBm]			Directional Gain [dBi]	EIRP [dBm]	Maximum EIRP Limit [dBm]	Margin [dBm]
				Chain 0	Chain 1	MIMO				
UNII-7	135	6625	484+242T (C) MRU 93	8.68	8.35	11.53	-5.35	6.18	14.00	-7.82
	151	6705		8.55	8.21	11.40	-5.35	6.05	14.00	-7.95
	167	6785		8.65	8.43	11.55	-5.35	6.20	14.00	-7.80
UNII-7	135	6625	484+242T (C) MRU 90	8.96	8.65	11.82	-5.35	6.47	14.00	-7.53
	151	6705		8.64	8.42	11.54	-5.35	6.19	14.00	-7.81
	167	6785		8.63	8.56	11.61	-5.35	6.26	14.00	-7.74
UNII-7	135	6625	242+484T (N) MRU	8.73	8.29	11.53	-5.35	6.18	14.00	-7.82
	151	6705		8.37	8.16	11.28	-5.35	5.93	14.00	-8.07
	167	6785		8.21	8.21	11.22	-5.35	5.87	14.00	-8.13
UNII-7	135	6625	484+242T (N) MRU	8.92	8.47	11.71	-5.35	6.36	14.00	-7.64
	151	6705		8.61	8.33	11.48	-5.35	6.13	14.00	-7.87
	167	6785		8.46	8.34	11.41	-5.35	6.06	14.00	-7.94
UNII-7	135	6625	996T	11.71	11.28	14.51	-5.35	9.16	14.00	-4.84
	151	6705		11.44	11.29	14.37	-5.35	9.02	14.00	-4.98
	167	6785		11.30	11.07	14.20	-5.35	8.85	14.00	-5.15

Band	Channel	Freq. [MHz]	Tones	Average Pow er [dBm]			Directional Gain [dBi]	EIRP [dBm]	Maximum EIRP Limit [dBm]	Margin [dBm]
				Chain 0	Chain 1	MIMO				
UNII-8	183	6865	484+242T (C) MRU	8.93	8.43	11.70	-5.35	6.35	14.00	-7.65
	199	6945		8.98	8.71	11.86	-5.35	6.51	14.00	-7.49
	215	7025		8.91	8.67	11.80	-5.35	6.45	14.00	-7.55
UNII-8	183	6865	242+484T (N) MRU	8.68	8.19	11.45	-5.35	6.10	14.00	-7.90
	199	6945		8.82	8.59	11.72	-5.35	6.37	14.00	-7.63
	215	7025		8.49	8.53	11.52	-5.35	6.17	14.00	-7.83
UNII-8	183	6865	484+242T (N) MRU	8.75	8.48	11.63	-5.35	6.28	14.00	-7.72
	199	6945		8.86	8.66	11.77	-5.35	6.42	14.00	-7.58
	215	7025		8.66	8.70	11.69	-5.35	6.34	14.00	-7.66
UNII-8	183	6865	996T	11.54	11.73	14.65	-5.35	9.30	14.00	-4.70
	199	6945		11.61	11.34	14.49	-5.35	9.14	14.00	-4.86
	215	7025		11.67	11.32	14.51	-5.35	9.16	14.00	-4.84

This report shall not be reproduced except in full, without the written approval of UL LLC

PSD – STANDARD POWER

Band	Channel	Freq. [MHz]	Tone	Measured PSD [dBm/MHz]			DCCF [dB]	Directional Gain [dBi]	Corrected PSD EIRP [dBm]	Maximum PSD EIRP Limit [dBm/MHz]	Margin [dBm]
				Chain 0	Chain 1	MIMO					
UNII-7	135	6625	996T	-1.146	-1.751	1.57	0	-2.38	-0.81	17.00	-17.81
	151	6705		-1.188	-1.831	1.51	0	-2.38	-0.87	17.00	-17.87
	167	6785		-1.594	-2.009	1.21	0	-2.38	-1.17	17.00	-18.17

PSD - LOW POWER INDOOR

Band	Channel	Freq. [MHz]	Tone	Measured PSD [dBm/MHz]			DCCF [dB]	Directional Gain [dBi]	Corrected PSD EIRP [dBm]	Maximum PSD EIRP Limit [dBm/MHz]	Margin [dBm]
				Chain 0	Chain 1	MIMO					
UNII-5	7	5985	996T	-2.156	-0.825	1.57	0	-3.17	-1.60	-1.00	-0.60
	39	6145		-1.822	-1.364	1.42	0	-3.17	-1.75	-1.00	-0.75
	87	6385		-1.775	-1.259	1.5	0	-3.17	-1.67	-1.00	-0.67
UNII-6	103	6465	996T	-3.065	-3.785	-0.4	0	-3.2	-3.6	-1.00	-2.60
	119	6545		-2.641	-3.020	0.18	0	-3.2	-3.02	-1.00	-2.02
UNII-7	135	6625	996T	-2.532	-2.933	0.28	0	-2.38	-2.1	-1.00	-1.10
	151	6705		-2.144	-3.303	0.33	0	-2.38	-2.05	-1.00	-1.05
	167	6785		-2.943	-3.746	-0.32	0	-2.38	-2.7	-1.00	-1.70
UNII-8	183	6865	996T	-2.824	-3.313	-0.05	0	-2.41	-2.46	-1.00	-1.46
	199	6945		-2.956	-3.089	-0.01	0	-2.41	-2.42	-1.00	-1.42
	215	7025		-3.171	-3.288	-0.22	0	-2.41	-2.63	-1.00	-1.63

PSD - VERY LOW POWER

Band	Channel	Freq. [MHz]	Tone	Measured PSD [dBm/MHz]			DCCF [dB]	Directional Gain [dBi]	Corrected PSD EIRP [dBm]	Maximum PSD EIRP Limit [dBm/MHz]	Margin [dBm]
				Chain 0	Chain 1	MIMO					
UNII-5	7	5985	996T	-6.253	-5.390	-2.79	0	-3.17	-5.96	-5.00	-0.96
	39	6145		-5.477	-5.381	-2.42	0	-3.17	-5.59	-5.00	-0.59
	87	6385		-5.762	-5.279	-2.5	0	-3.17	-5.67	-5.00	-0.67
UNII-6	103	6465	996T	-7.227	-7.383	-4.29	0	-3.2	-7.49	-5.00	-2.49
	119	6545		-6.543	-7.056	-3.78	0	-3.2	-6.98	-5.00	-1.98
UNII-7	135	6625	996T	-6.239	-6.699	-3.45	0	-2.38	-5.83	-5.00	-0.83
	151	6705		-6.349	-6.516	-3.42	0	-2.38	-5.8	-5.00	-0.80
	167	6785		-7.004	-7.191	-4.09	0	-2.38	-6.47	-5.00	-1.47
UNII-8	183	6865	996T	-6.950	-7.423	-4.17	0	-2.41	-6.58	-5.00	-1.58
	199	6945		-6.648	-6.952	-3.79	0	-2.41	-6.2	-5.00	-1.20
	215	7025		-7.186	-7.248	-4.21	0	-2.41	-6.62	-5.00	-1.62

UL LLC
12 Laboratory Drive, Durham, NC 27713; USA TEL: (919) 549-1400
This report shall not be reproduced except in full, without the written approval of UL LLC

9.3.5. 802.11be EHT160 MODE 2TX

OUTPUT POWER - STANDARD POWER

Band	Channel	Freq. [MHz]	Tones	Average Pow er [dBm]			Directional Gain [dBi]	EIRP [dBm]	Maximum EIRP Limit [dBm]	Margin [dBm]
				Chain 0	Chain 1	MIMO				
UNII-5	15	6025	996+484T (C) MRU	16.10	16.53	19.33	-6.17	13.16	30.00	-16.84
	47	6185		16.35	16.10	19.23	-6.17	13.06	30.00	-16.94
	79	6345		16.13	16.35	19.25	-6.17	13.08	30.00	-16.92
UNII-5	15	6025	996+484T (C) Punctured	16.03	16.59	19.33	-6.17	13.16	30.00	-16.84
	47	6185		16.33	16.05	19.20	-6.17	13.03	30.00	-16.97
	79	6345		16.04	16.32	19.20	-6.17	13.03	30.00	-16.97
UNII-5	15	6025	484+996T (N) MRU	16.11	16.56	19.35	-6.17	13.18	30.00	-16.82
	47	6185		16.37	16.13	19.26	-6.17	13.09	30.00	-16.91
	79	6345		16.02	16.42	19.23	-6.17	13.06	30.00	-16.94
UNII-5	15	6025	484+996T (N) Punctured	16.03	16.42	19.24	-6.17	13.07	30.00	-16.93
	47	6185		16.28	16.17	19.24	-6.17	13.07	30.00	-16.93
	79	6345		15.97	16.34	19.17	-6.17	13.00	30.00	-17.00
UNII-5	15	6025	996+484T (N) MRU	16.13	16.49	19.33	-6.17	13.16	30.00	-16.84
	47	6185		16.38	16.27	19.34	-6.17	13.17	30.00	-16.83
	79	6345		16.12	16.36	19.26	-6.17	13.09	30.00	-16.91
UNII-5	15	6025	996+484T (N) Punctured	16.06	16.53	19.31	-6.17	13.14	30.00	-16.86
	47	6185		16.30	16.24	19.28	-6.17	13.11	30.00	-16.89
	79	6345		16.08	16.31	19.20	-6.17	13.03	30.00	-16.97
UNII-5	15	6025	996+484+242T (C) Punctured	16.09	16.54	19.33	-6.17	13.16	30.00	-16.84
	47	6185		16.32	16.13	19.24	-6.17	13.07	30.00	-16.93
	79	6345		15.95	16.26	19.12	-6.17	12.95	30.00	-17.05
UNII-5	15	6025	242+484+996T (N) Punctured	16.13	16.45	19.31	-6.17	13.14	30.00	-16.86
	47	6185		16.24	16.19	19.23	-6.17	13.06	30.00	-16.94
	79	6345		15.94	16.33	19.15	-6.17	12.98	30.00	-17.02
UNII-5	15	6025	484+242+996T (N) Punctured 98	16.23	16.63	19.44	-6.17	13.27	30.00	-16.73
	47	6185		16.43	16.29	19.37	-6.17	13.20	30.00	-16.80
	79	6345		16.12	16.43	19.29	-6.17	13.12	30.00	-16.88
UNII-5	15	6025	484+242+996T (N) Punctured 99	16.18	16.46	19.33	-6.17	13.16	30.00	-16.84
	47	6185		16.27	16.21	19.25	-6.17	13.08	30.00	-16.92
	79	6345		16.04	16.34	19.20	-6.17	13.03	30.00	-16.97
UNII-5	15	6025	996+242+484T (N) Punctured 1096	16.44	16.93	19.70	-6.17	13.53	30.00	-16.47
	47	6185		16.76	16.63	19.70	-6.17	13.53	30.00	-16.47
	79	6345		16.56	16.79	19.69	-6.17	13.52	30.00	-16.48
UNII-5	15	6025	996+242+484T (N) Punctured 1097	16.27	16.61	19.45	-6.17	13.28	30.00	-16.72
	47	6185		16.55	16.34	19.46	-6.17	13.29	30.00	-16.71
	79	6345		16.23	16.63	19.44	-6.17	13.27	30.00	-16.73
UNII-5	15	6025	996+484T+242 (N) Punctured 1098	16.15	16.69	19.44	-6.17	13.27	30.00	-16.73
	47	6185		16.49	16.24	19.38	-6.17	13.21	30.00	-16.79
	79	6345		16.22	16.40	19.32	-6.17	13.15	30.00	-16.85
UNII-5	15	6025	2x996T	16.01	16.43	19.24	-6.17	13.07	30.00	-16.93
	47	6185		16.21	16.02	19.13	-6.17	12.96	30.00	-17.04
	79	6345		16.00	16.34	19.18	-6.17	13.01	30.00	-16.99

UL LLC
12 Laboratory Drive, Durham, NC 27713; USA TEL: (919) 549-1400
This report shall not be reproduced except in full, without the written approval of UL LLC

Band	Channel	Freq. [MHz]	Tones	Average Power [dBm]			Directional Gain [dBi]	EIRP [dBm]	Maximum EIRP Limit [dBm]	Margin [dBm]
				Chain 0	Chain 1	MIMO				
UNII-7	143	6665	996+484T (C) MRU 1095	16.93	16.03	19.51	-5.35	14.16	30.00	-15.84
UNII-7	143	6665	996+484T (C) Punctured 1095	16.99	16.15	19.60	-5.35	14.25	30.00	-15.75
UNII-7	143	6665	996+484T (C) MRU 0094	16.86	15.99	19.46	-5.35	14.11	30.00	-15.89
UNII-7	143	6665	996+484T (C) Punctured 0094	16.79	15.96	19.40	-5.35	14.05	30.00	-15.95
UNII-7	143	6665	484+996T (N) MRU	16.92	15.87	19.44	-5.35	14.09	30.00	-15.91
UNII-7	143	6665	484+996T (N) Punctured	16.76	15.99	19.40	-5.35	14.05	30.00	-15.95
UNII-7	143	6665	996+484T (N) MRU	16.92	16.17	19.57	-5.35	14.22	30.00	-15.78
UNII-7	143	6665	996+484T (N) Punctured	16.91	16.10	19.54	-5.35	14.19	30.00	-15.81
UNII-7	143	6665	996+484+242T (C) Punctured 1099	16.84	15.97	19.43	-5.35	14.08	30.00	-15.92
UNII-7	143	6665	996+484+242T (C) Punctured 0096	16.98	16.17	19.60	-5.35	14.25	30.00	-15.75
UNII-7	143	6665	242+484+996T (N) Punctured	16.78	15.93	19.39	-5.35	14.04	30.00	-15.96
UNII-7	143	6665	484+242+996T (N) Punctured 0098	17.00	16.18	19.62	-5.35	14.27	30.00	-15.73
UNII-7	143	6665	484+242+996T (N) Punctured 0099	16.93	16.07	19.53	-5.35	14.18	30.00	-15.82
UNII-7	143	6665	996+242+484T (N) Punctured 1096	16.70	16.31	19.52	-5.35	14.17	30.00	-15.83
UNII-7	143	6665	996+242+484T (N) Punctured 1097	16.45	15.93	19.21	-5.35	13.86	30.00	-16.14
UNII-7	143	6665	996+484+242T (N) Punctured	16.30	15.89	19.11	-5.35	13.76	30.00	-16.24
UNII-7	143	6665	2x996T	16.97	16.10	19.57	-5.35	14.22	30.00	-15.78

UL LLC
12 Laboratory Drive, Durham, NC 27713; USA
TEL: (919) 549-1400
This report shall not be reproduced except in full, without the written approval of UL LLC

OUTPUT POWER - LOW POWER INDOOR

Band	Channel	Freq. [MHz]	Tones	Average Pow er [dBm]			Directional Gain [dBi]	EIRP [dBm]	Maximum EIRP Limit [dBm]	Margin [dBm]
				Chain 0	Chain 1	MIMO				
UNII-5	15	6025	996+484T (C) MRU	15.58	16.00	18.80	-6.17	12.63	24.00	-11.37
	47	6185		15.83	15.60	18.73	-6.17	12.56	24.00	-11.44
	79	6345		15.56	15.80	18.69	-6.17	12.52	24.00	-11.48
UNII-5	15	6025	996+484T (C) Punctured	15.60	15.99	18.81	-6.17	12.64	24.00	-11.36
	47	6185		15.89	15.56	18.74	-6.17	12.57	24.00	-11.43
	79	6345		15.56	15.71	18.64	-6.17	12.47	24.00	-11.53
UNII-5	15	6025	484+996T (N) MRU	15.66	15.90	18.79	-6.17	12.62	24.00	-11.38
	47	6185		15.65	15.46	18.56	-6.17	12.39	24.00	-11.61
	79	6345		15.57	15.76	18.67	-6.17	12.50	24.00	-11.50
UNII-5	15	6025	484+996T (N) Punctured	15.60	15.91	18.77	-6.17	12.60	24.00	-11.40
	47	6185		15.91	15.67	18.80	-6.17	12.63	24.00	-11.37
	79	6345		15.46	15.76	18.62	-6.17	12.45	24.00	-11.55
UNII-5	15	6025	996+484T (N) MRU	15.63	15.94	18.80	-6.17	12.63	24.00	-11.37
	47	6185		15.70	15.59	18.65	-6.17	12.48	24.00	-11.52
	79	6345		15.66	15.87	18.77	-6.17	12.60	24.00	-11.40
UNII-5	15	6025	996+484T (N) Punctured	15.57	15.96	18.78	-6.17	12.61	24.00	-11.39
	47	6185		15.82	15.65	18.75	-6.17	12.58	24.00	-11.42
	79	6345		15.63	15.72	18.69	-6.17	12.52	24.00	-11.48
UNII-5	15	6025	996+484+242T (C) Punctured	15.53	15.99	18.78	-6.17	12.61	24.00	-11.39
	47	6185		15.79	15.61	18.71	-6.17	12.54	24.00	-11.46
	79	6345		15.52	15.69	18.61	-6.17	12.44	24.00	-11.56
UNII-5	15	6025	242+484+996T (N) Punctured	15.60	15.91	18.77	-6.17	12.60	24.00	-11.40
	47	6185		15.85	15.63	18.75	-6.17	12.58	24.00	-11.42
	79	6345		15.53	15.81	18.68	-6.17	12.51	24.00	-11.49
UNII-5	15	6025	484+242+996T (N) Punctured 98	14.93	15.39	18.17	-6.17	12.00	24.00	-12.00
	47	6185		15.88	15.77	18.84	-6.17	12.67	24.00	-11.33
	79	6345		15.69	15.86	18.79	-6.17	12.62	24.00	-11.38
UNII-5	15	6025	484+242+996T (N) Punctured 99	15.66	16.00	18.85	-6.17	12.68	24.00	-11.32
	47	6185		15.81	15.65	18.74	-6.17	12.57	24.00	-11.43
	79	6345		15.58	15.79	18.70	-6.17	12.53	24.00	-11.47
UNII-5	15	6025	996+242+484T (N) Punctured 1096	15.41	15.95	18.70	-6.17	12.53	24.00	-11.47
	47	6185		15.83	15.53	18.69	-6.17	12.52	24.00	-11.48
	79	6345		15.51	15.69	18.61	-6.17	12.44	24.00	-11.56
UNII-5	15	6025	996+242+484T (N) Punctured 1097	15.36	15.88	18.64	-6.17	12.47	24.00	-11.53
	47	6185		15.62	15.42	18.53	-6.17	12.36	24.00	-11.64
	79	6345		15.16	15.33	18.26	-6.17	12.09	24.00	-11.91
UNII-5	15	6025	996+484T+242 (N) Punctured 1098	14.57	15.81	18.24	-6.17	12.07	24.00	-11.93
	47	6185		15.55	15.18	18.38	-6.17	12.21	24.00	-11.79
	79	6345		15.11	15.38	18.26	-6.17	12.09	24.00	-11.91
UNII-5	15	6025	2x996T	16.01	16.43	19.24	-6.17	13.07	24.00	-10.93
	47	6185		16.21	16.02	19.13	-6.17	12.96	24.00	-11.04
	79	6345		16.00	16.34	19.18	-6.17	13.01	24.00	-10.99

UL LLC
12 Laboratory Drive, Durham, NC 27713; USA
TEL: (919) 549-1400
This report shall not be reproduced except in full, without the written approval of UL LLC

Band	Channel	Freq. [MHz]	Tones	Average Power [dBm]			Directional Gain [dBi]	EIRP [dBm]	Maximum EIRP Limit [dBm]	Margin [dBm]
				Chain 0	Chain 1	MIMO				
UNII-6	111	6505	996+484T (C) MRU 1095	15.78	15.40	18.61	-6.21	12.40	24.00	-11.60
UNII-6	111	6505	996+484T (C) Punctured 1095	15.91	15.50	18.72	-6.21	12.51	24.00	-11.49
UNII-6	111	6505	996+484T (C) MRU 0094	15.72	15.26	18.51	-6.21	12.30	24.00	-11.70
UNII-6	111	6505	996+484T (C) Punctured 0094	15.88	15.40	18.66	-6.21	12.45	24.00	-11.55
UNII-6	111	6505	484+996T (N) MRU	15.77	15.22	18.51	-6.21	12.30	24.00	-11.70
UNII-6	111	6505	484+996T (N) Punctured	15.88	15.43	18.67	-6.21	12.46	24.00	-11.54
UNII-6	111	6505	996+484T (N) MRU	15.83	15.32	18.59	-6.21	12.38	24.00	-11.62
UNII-6	111	6505	996+484T (N) Punctured	15.88	15.56	18.74	-6.21	12.53	24.00	-11.47
UNII-6	111	6505	996+484+242T (C) Punctured 1099	15.90	15.48	18.70	-6.21	12.49	24.00	-11.51
UNII-6	111	6505	996+484+242T (C) Punctured 0096	15.48	15.31	18.41	-6.21	12.20	24.00	-11.80
UNII-6	111	6505	242+484+996T (N) Punctured	15.91	15.45	18.69	-6.21	12.48	24.00	-11.52
UNII-6	111	6505	484+242+996T (N) Punctured 0098	15.42	15.14	18.29	-6.21	12.08	24.00	-11.92
UNII-6	111	6505	484+242+996T (N) Punctured 0099	15.35	15.06	18.22	-6.21	12.01	24.00	-11.99
UNII-6	111	6505	996+242+484T (N) Punctured 1096	15.70	15.54	18.64	-6.21	12.43	24.00	-11.57
UNII-6	111	6505	996+242+484T (N) Punctured 1097	15.54	15.26	18.41	-6.21	12.20	24.00	-11.80
UNII-6	111	6505	996+484+242T (N) Punctured	15.35	15.21	18.29	-6.21	12.08	24.00	-11.92
UNII-6	111	6505	2x996T	16.73	16.28	19.52	-6.21	13.31	24.00	-10.69

This report shall not be reproduced except in full, without the written approval of UL LLC

Band	Channel	Freq. [MHz]	Tones	Average Pow er [dBm]			Directional Gain [dBi]	EIRP [dBm]	Maximum EIRP Limit [dBm]	Margin [dBm]
				Chain 0	Chain 1	MIMO				
UNII-7	143	6665	996+484T (C) MRU 1095	15.77	15.25	18.53	-5.35	13.18	24.00	-10.82
UNII-7	143	6665	996+484T (C) Punctured 1095	15.77	15.26	18.53	-5.35	13.18	24.00	-10.82
UNII-7	143	6665	996+484T (C) MRU 0094	15.62	15.21	18.43	-5.35	13.08	24.00	-10.92
UNII-7	143	6665	996+484T (C) Punctured 0094	15.52	15.15	18.35	-5.35	13.00	24.00	-11.00
UNII-7	143	6665	484+996T (N) MRU	15.65	15.26	18.47	-5.35	13.12	24.00	-10.88
UNII-7	143	6665	484+996T (N) Punctured	15.64	15.18	18.42	-5.35	13.07	24.00	-10.93
UNII-7	143	6665	996+484T (N) MRU	15.60	15.12	18.38	-5.35	13.03	24.00	-10.97
UNII-7	143	6665	996+484T (N) Punctured	15.70	15.21	18.48	-5.35	13.13	24.00	-10.87
UNII-7	143	6665	996+484+242T (C) Punctured 1099	15.73	15.27	18.52	-5.35	13.17	24.00	-10.83
UNII-7	143	6665	996+484+242T (C) Punctured 0096	15.83	15.50	18.68	-5.35	13.33	24.00	-10.67
UNII-7	143	6665	242+484+996T (N) Punctured	15.69	15.18	18.45	-5.35	13.10	24.00	-10.90
UNII-7	143	6665	484+242+996T (N) Punctured 0098	15.82	15.27	18.56	-5.35	13.21	24.00	-10.79
UNII-7	143	6665	484+242+996T (N) Punctured 0099	15.79	15.37	18.59	-5.35	13.24	24.00	-10.76
UNII-7	143	6665	996+242+484T (N) Punctured 1096	15.64	15.20	18.44	-5.35	13.09	24.00	-10.91
UNII-7	143	6665	996+242+484T (N) Punctured 1097	15.31	14.78	18.06	-5.35	12.71	24.00	-11.29
UNII-7	143	6665	996+484+242T (N) Punctured	15.80	15.30	18.56	-5.35	13.21	24.00	-10.79
UNII-7	143	6665	2x996T	16.76	16.00	19.41	-5.35	14.06	24.00	-9.94

Band	Channel	Freq. [MHz]	Tones	Average Pow er [dBm]			Directional Gain [dBi]	EIRP [dBm]	Maximum EIRP Limit [dBm]	Margin [dBm]
				Chain 0	Chain 1	MIMO				
UNII-8	175	6825	996+484T (C)	15.52	15.05	18.30	-5.35	12.95	24.00	-11.05
	207	6985	MRU	15.69	14.51	18.15	-5.35	12.80	24.00	-11.20
UNII-8	175	6825	996+484T (C)	15.51	14.93	18.24	-5.35	12.89	24.00	-11.11
	207	6985	Punctured	15.63	14.55	18.14	-5.35	12.79	24.00	-11.21
UNII-8	175	6825	484+996T (N)	15.57	14.98	18.29	-5.35	12.94	24.00	-11.06
	207	6985	MRU	15.57	14.71	18.17	-5.35	12.82	24.00	-11.18
UNII-8	175	6825	484+996T (N)	15.51	15.02	18.28	-5.35	12.93	24.00	-11.07
	207	6985	Punctured	15.37	14.57	18.00	-5.35	12.65	24.00	-11.35
UNII-8	175	6825	996+484T (N)	15.63	15.08	18.38	-5.35	13.03	24.00	-10.97
	207	6985	MRU	15.74	14.99	18.39	-5.35	13.04	24.00	-10.96
UNII-8	175	6825	996+484T (N)	15.59	15.14	18.38	-5.35	13.03	24.00	-10.97
	207	6985	Punctured	15.65	14.92	18.31	-5.35	12.96	24.00	-11.04
UNII-8	175	6825	996+484+242T (C)	15.42	15.06	18.25	-5.35	12.90	24.00	-11.10
	207	6985	Punctured	15.54	14.73	18.16	-5.35	12.81	24.00	-11.19
UNII-8	175	6825	242+484+996T (N)	15.50	15.02	18.28	-5.35	12.93	24.00	-11.07
	207	6985	Punctured	15.66	14.70	18.22	-5.35	12.87	24.00	-11.13
UNII-8	175	6825	484+242+996T (N)	15.74	15.13	18.46	-5.35	13.11	24.00	-10.89
	207	6985	Punctured 98	15.81	14.92	18.40	-5.35	13.05	24.00	-10.95
UNII-8	175	6825	484+242+996T (N)	15.53	15.17	18.37	-5.35	13.02	24.00	-10.98
	207	6985	Punctured 99	15.68	14.85	18.29	-5.35	12.94	24.00	-11.06
UNII-8	175	6825	996+242+484T (N)	15.53	14.97	18.27	-5.35	12.92	24.00	-11.08
	207	6985	Punctured 1096	15.54	14.84	18.22	-5.35	12.87	24.00	-11.13
UNII-8	175	6825	996+242+484T (N)	15.75	15.28	18.53	-5.35	13.18	24.00	-10.82
	207	6985	Punctured 1097	15.81	15.17	18.51	-5.35	13.16	24.00	-10.84
UNII-8	175	6825	996+242+484T (N)	15.72	15.28	18.52	-5.35	13.17	24.00	-10.83
	207	6985	Punctured 1098	15.81	15.01	18.44	-5.35	13.09	24.00	-10.91
UNII-8	175	6825	2x996T	16.63	15.97	19.32	-5.35	13.97	24.00	-10.03
	207	6985		17.00	16.16	19.61	-5.35	14.26	24.00	-9.74

This report shall not be reproduced except in full, without the written approval of UL LLC

OUTPUT POWER - VERY LOW POWER

Band	Channel	Freq. [MHz]	Tones	Average Pow er [dBm]			Directional Gain [dBi]	EIRP [dBm]	Maximum EIRP Limit [dBm]	Margin [dBm]
				Chain 0	Chain 1	MIMO				
UNII-5	15	6025	996+484T (C) MRU	10.91	11.50	14.22	-6.17	8.05	14.00	-5.95
	47	6185		11.17	11.01	14.10	-6.17	7.93	14.00	-6.07
	79	6345		11.34	11.67	14.52	-6.17	8.35	14.00	-5.65
UNII-5	15	6025	996+484T (C) Punctured	10.95	11.46	14.23	-6.17	8.06	14.00	-5.94
	47	6185		11.13	11.00	14.08	-6.17	7.91	14.00	-6.09
	79	6345		11.37	11.66	14.53	-6.17	8.36	14.00	-5.64
UNII-5	15	6025	484+996T (N) MRU	11.04	11.43	14.25	-6.17	8.08	14.00	-5.92
	47	6185		11.09	11.06	14.09	-6.17	7.92	14.00	-6.08
	79	6345		11.38	11.61	14.51	-6.17	8.34	14.00	-5.66
UNII-5	15	6025	484+996T (N) Punctured	11.47	11.93	14.72	-6.17	8.55	14.00	-5.45
	47	6185		11.16	11.00	14.09	-6.17	7.92	14.00	-6.08
	79	6345		11.26	11.68	14.49	-6.17	8.32	14.00	-5.68
UNII-5	15	6025	996+484T (N) MRU	11.08	11.66	14.39	-6.17	8.22	14.00	-5.78
	47	6185		11.22	11.06	14.15	-6.17	7.98	14.00	-6.02
	79	6345		11.33	11.75	14.55	-6.17	8.38	14.00	-5.62
UNII-5	15	6025	996+484T (N) Punctured	11.03	11.65	14.36	-6.17	8.19	14.00	-5.81
	47	6185		11.20	11.09	14.16	-6.17	7.99	14.00	-6.01
	79	6345		11.02	11.17	14.10	-6.17	7.93	14.00	-6.07
UNII-5	15	6025	996+484+242T (C) Punctured	10.50	11.57	14.08	-6.17	7.91	14.00	-6.09
	47	6185		11.19	11.01	14.11	-6.17	7.94	14.00	-6.06
	79	6345		11.42	11.70	14.57	-6.17	8.40	14.00	-5.60
UNII-5	15	6025	242+484+996T (N) Punctured	11.03	11.46	14.26	-6.17	8.09	14.00	-5.91
	47	6185		11.12	11.08	14.11	-6.17	7.94	14.00	-6.06
	79	6345		11.18	11.14	14.17	-6.17	8.00	14.00	-6.00
UNII-5	15	6025	484+242+996T (N) Punctured 98	10.51	11.20	13.88	-6.17	7.71	14.00	-6.29
	47	6185		11.01	11.22	14.13	-6.17	7.96	14.00	-6.04
	79	6345		11.07	11.23	14.16	-6.17	7.99	14.00	-6.01
UNII-5	15	6025	484+242+996T (N) Punctured 99	11.03	11.51	14.29	-6.17	8.12	14.00	-5.88
	47	6185		11.25	11.15	14.21	-6.17	8.04	14.00	-5.96
	79	6345		10.94	11.16	14.06	-6.17	7.89	14.00	-6.11
UNII-5	15	6025	996+242+484T (N) Punctured 1096	10.89	11.47	14.20	-6.17	8.03	14.00	-5.97
	47	6185		11.55	11.45	14.51	-6.17	8.34	14.00	-5.66
	79	6345		11.33	11.63	14.49	-6.17	8.32	14.00	-5.68
UNII-5	15	6025	996+242+484T (N) Punctured 1097	11.16	11.72	14.46	-6.17	8.29	14.00	-5.71
	47	6185		11.95	11.71	14.84	-6.17	8.67	14.00	-5.33
	79	6345		11.18	11.35	14.27	-6.17	8.10	14.00	-5.90
UNII-5	15	6025	996+484T+242 (N) Punctured 1098	11.15	11.65	14.42	-6.17	8.25	14.00	-5.75
	47	6185		11.18	11.05	14.13	-6.17	7.96	14.00	-6.04
	79	6345		11.07	11.18	14.14	-6.17	7.97	14.00	-6.03
UNII-5	15	6025	2x996T	11.13	11.56	14.36	-6.17	8.19	14.00	-5.81
	47	6185		11.68	11.45	14.58	-6.17	8.41	14.00	-5.59
	79	6345		10.79	11.11	13.96	-6.17	7.79	14.00	-6.21

UL LLC
12 Laboratory Drive, Durham, NC 27713; USA TEL: (919) 549-1400
This report shall not be reproduced except in full, without the written approval of UL LLC

Band	Channel	Freq. [MHz]	Tones	Average Power [dBm]			Directional Gain [dBi]	EIRP [dBm]	Maximum EIRP Limit [dBm]	Margin [dBm]
				Chain 0	Chain 1	MIMO				
UNII-6	111	6505	996+484T (C) MRU 1095	11.71	11.63	14.68	-6.21	8.47	14.00	-5.53
UNII-6	111	6505	996+484T (C) Punctured 1095	11.71	11.56	14.65	-6.21	8.44	14.00	-5.56
UNII-6	111	6505	996+484T (C) MRU 0094	11.66	11.54	14.61	-6.21	8.4	14.00	-5.60
UNII-6	111	6505	996+484T (C) Punctured 0094	11.57	11.44	14.52	-6.21	8.31	14.00	-5.69
UNII-6	111	6505	484+996T (N) MRU	11.65	11.54	14.61	-6.21	8.4	14.00	-5.60
UNII-6	111	6505	484+996T (N) Punctured	11.61	11.57	14.6	-6.21	8.39	14.00	-5.61
UNII-6	111	6505	996+484T (N) MRU	11.79	11.65	14.73	-6.21	8.52	14.00	-5.48
UNII-6	111	6505	996+484T (N) Punctured	11.95	11.75	14.86	-6.21	8.65	14.00	-5.35
UNII-6	111	6505	996+484+242T (C) Punctured 1099	11.62	11.59	14.61	-6.21	8.4	14.00	-5.60
UNII-6	111	6505	996+484+242T (C) Punctured 0096	11.92	11.87	14.91	-6.21	8.7	14.00	-5.30
UNII-6	111	6505	242+484+996T (N) Punctured	11.69	11.52	14.61	-6.21	8.4	14.00	-5.60
UNII-6	111	6505	484+242+996T (N) Punctured 0098	11.75	11.63	14.7	-6.21	8.49	14.00	-5.51
UNII-6	111	6505	484+242+996T (N) Punctured 0099	11.73	11.63	14.69	-6.21	8.48	14.00	-5.52
UNII-6	111	6505	996+242+484T (N) Punctured 1096	11.91	11.88	14.9	-6.21	8.69	14.00	-5.31
UNII-6	111	6505	996+242+484T (N) Punctured 1097	11.90	11.80	14.86	-6.21	8.65	14.00	-5.35
UNII-6	111	6505	996+484+242T (N) Punctured	11.75	11.77	14.77	-6.21	8.56	14.00	-5.44
UNII-6	111	6505	2x996T	11.70	11.57	14.65	-6.21	8.44	14.00	-5.56

This report shall not be reproduced except in full, without the written approval of UL LLC

Band	Channel	Freq. [MHz]	Tones	Average Pow er [dBm]			Directional Gain [dBi]	EIRP [dBm]	Maximum EIRP Limit [dBm]	Margin [dBm]
				Chain 0	Chain 1	MIMO				
UNII-7	143	6665	996+484T (C) MRU 1095	11.83	11.28	14.57	-5.35	9.22	14.00	-4.78
UNII-7	143	6665	996+484T (C) Punctured 1095	11.70	11.26	14.50	-5.35	9.15	14.00	-4.85
UNII-7	143	6665	996+484T (C) MRU 0094	11.54	11.21	14.39	-5.35	9.04	14.00	-4.96
UNII-7	143	6665	996+484T (C) Punctured 0094	11.63	11.09	14.38	-5.35	9.03	14.00	-4.97
UNII-7	143	6665	484+996T (N) MRU	11.79	11.33	14.57	-5.35	9.22	14.00	-4.78
UNII-7	143	6665	484+996T (N) Punctured	11.71	11.17	14.46	-5.35	9.11	14.00	-4.89
UNII-7	143	6665	996+484T (N) MRU	11.86	11.35	14.62	-5.35	9.27	14.00	-4.73
UNII-7	143	6665	996+484T (N) Punctured	11.70	11.19	14.46	-5.35	9.11	14.00	-4.89
UNII-7	143	6665	996+484+242T (C) Punctured 1099	11.80	11.31	14.57	-5.35	9.22	14.00	-4.78
UNII-7	143	6665	996+484+242T (C) Punctured 0096	11.88	11.42	14.67	-5.35	9.32	14.00	-4.68
UNII-7	143	6665	242+484+996T (N) Punctured	11.57	11.19	14.39	-5.35	9.04	14.00	-4.96
UNII-7	143	6665	484+242+996T (N) Punctured 0098	11.84	11.41	14.64	-5.35	9.29	14.00	-4.71
UNII-7	143	6665	484+242+996T (N) Punctured 0099	11.85	11.34	14.61	-5.35	9.26	14.00	-4.74
UNII-7	143	6665	996+242+484T (N) Punctured 1096	11.57	11.03	14.32	-5.35	8.97	14.00	-5.03
UNII-7	143	6665	996+242+484T (N) Punctured 1097	11.95	11.44	14.71	-5.35	9.36	14.00	-4.64
UNII-7	143	6665	996+484+242T (N) Punctured	11.24	10.73	14.00	-5.35	8.65	14.00	-5.35
UNII-7	143	6665	2x996T	11.51	11.11	14.32	-5.35	8.97	14.00	-5.03

Band	Channel	Freq. [MHz]	Tones	Average Pow er [dBm]			Directional Gain [dBi]	EIRP [dBm]	Maximum EIRP Limit [dBm]	Margin [dBm]
				Chain 0	Chain 1	MIMO				
UNII-8	175	6825	996+484T (C) MRU	11.94	11.58	14.77	-5.35	9.42	14.00	-4.58
	207	6985		11.65	10.83	14.27	-5.35	8.92	14.00	-5.08
UNII-8	175	6825	996+484T (C) Punctured	11.92	11.64	14.79	-5.35	9.44	14.00	-4.56
	207	6985		11.62	10.83	14.25	-5.35	8.90	14.00	-5.10
UNII-8	175	6825	484+996T (N) MRU	11.93	10.83	14.42	-5.35	9.07	14.00	-4.93
	207	6985		11.63	10.88	14.28	-5.35	8.93	14.00	-5.07
UNII-8	175	6825	484+996T (N) Punctured	11.92	11.67	14.80	-5.35	9.45	14.00	-4.55
	207	6985		11.61	10.97	14.31	-5.35	8.96	14.00	-5.04
UNII-8	175	6825	996+484T (N) MRU	11.56	11.28	14.44	-5.35	9.09	14.00	-4.91
	207	6985		11.63	11.10	14.38	-5.35	9.03	14.00	-4.97
UNII-8	175	6825	996+484T (N) Punctured	11.62	11.36	14.50	-5.35	9.15	14.00	-4.85
	207	6985		11.72	11.19	14.48	-5.35	9.13	14.00	-4.87
UNII-8	175	6825	996+484+242T (C) Punctured	11.38	11.13	14.26	-5.35	8.91	14.00	-5.09
	207	6985		11.81	11.19	14.52	-5.35	9.17	14.00	-4.83
UNII-8	175	6825	242+484+996T (N) Punctured	11.98	11.67	14.84	-5.35	9.49	14.00	-4.51
	207	6985		11.55	10.95	14.27	-5.35	8.92	14.00	-5.08
UNII-8	175	6825	484+242+996T (N) Punctured 98	11.64	11.28	14.47	-5.35	9.12	14.00	-4.88
	207	6985		11.72	11.11	14.44	-5.35	9.09	14.00	-4.91
UNII-8	175	6825	484+242+996T (N) Punctured 99	11.59	11.29	14.45	-5.35	9.10	14.00	-4.90
	207	6985		11.69	11.08	14.40	-5.35	9.05	14.00	-4.95
UNII-8	175	6825	996+242+484T (N) Punctured 1096	11.37	11.12	14.26	-5.35	8.91	14.00	-5.09
	207	6985		11.50	11.10	14.31	-5.35	8.96	14.00	-5.04
UNII-8	175	6825	996+242+484T (N) Punctured 1097	11.78	11.41	14.61	-5.35	9.26	14.00	-4.74
	207	6985		11.87	11.31	14.61	-5.35	9.26	14.00	-4.74
UNII-8	175	6825	996+242+484T (N) Punctured 1098	11.56	11.26	14.43	-5.35	9.08	14.00	-4.92
	207	6985		11.78	11.15	14.49	-5.35	9.14	14.00	-4.86
UNII-8	175	6825	2x996T	11.35	11.21	14.29	-5.35	8.94	14.00	-5.06
	207	6985		11.58	10.92	14.27	-5.35	8.92	14.00	-5.08

This report shall not be reproduced except in full, without the written approval of UL LLC

PSD – STANDARD POWER

Band	Channel	Freq. [MHz]	Tone	Measured PSD [dBm/MHz]			DCCF [dB]	Directional Gain [dBi]	Corrected PSD EIRP [dBm]	Maximum PSD EIRP Limit [dBm/MHz]	Margin [dBm]
				Chain 0	Chain 1	MIMO					
UNII-7	143	6865	2x996T	-3.610	-4.799	-1.15	0	-2.38	-3.53	-1.00	-2.53

PSD - LOW POWER INDOOR

Band	Channel	Freq. [MHz]	Tone	Measured PSD [dBm/MHz]			DCCF [dB]	Directional Gain [dBi]	Corrected PSD EIRP [dBm]	Maximum PSD EIRP Limit [dBm/MHz]	Margin [dBm]
				Chain 0	Chain 1	MIMO					
UNII-5	15	6025	2x996T	-4.229	-3.143	-0.64	0	-3.17	-3.81	-1.00	-2.81
	47	6185		-3.483	-3.777	-0.62	0	-3.17	-3.79	-1.00	-2.79
	79	6345		-3.737	-2.886	-0.28	0	-3.17	-3.45	-1.00	-2.45
UNII-6	111	6505	2x996T	-4.527	-4.533	-1.52	0	-3.20	-4.72	-1.00	-3.72
UNII-7	143	6865	2x996T	-3.746	-4.564	-1.13	0	-2.38	-3.51	-1.00	-2.51
UNII-8	175	6825	2x996T	-4.494	-5.037	-1.75	0	-2.41	-4.16	-1.00	-3.16
	207	6985		-4.530	-5.534	-1.99	0	-2.41	-4.4	-1.00	-3.40

UL LLC
12 Laboratory Drive, Durham, NC 27713; USA TEL: (919) 549-1400
This report shall not be reproduced except in full, without the written approval of UL LLC

9.3.6. 802.11be EHT320 MODE 2TX

OUTPUT POWER - STANDARD POWER

Band	Channel	Freq. [MHz]	Tones	Average Pow er [dBm]			Directional Gain [dBi]	EIRP [dBm]	Maximum EIRP Limit [dBm]	Margin [dBm]
				Chain 0	Chain 1	MIMO				
UNII-5	31	6105	3x996T (C)	16.95	16.70	19.84	-6.17	13.67	30.00	-16.33
	63	6265	Punctured	16.54	15.89	19.24	-6.17	13.07	30.00	-16.93
UNII-5	31	6105	3x996T (N)	16.60	16.66	19.64	-6.17	13.47	30.00	-16.53
	63	6265	Punctured	16.74	16.16	19.47	-6.17	13.30	30.00	-16.70
UNII-5	31	6105	3x996T (N2)	16.13	16.16	19.15	-6.17	12.98	30.00	-17.02
	63	6265	Punctured	16.96	16.37	19.68	-6.17	13.51	30.00	-16.49
UNII-5	31	6105	3x996+484T (C)	16.58	16.42	19.51	-6.17	13.34	30.00	-16.66
	63	6265	Punctured	16.59	15.96	19.3	-6.17	13.13	30.00	-16.87
UNII-5	31	6105	484+3x996T (N)	16.46	16.52	19.5	-6.17	13.33	30.00	-16.67
	63	6265	Punctured	16.97	16.35	19.68	-6.17	13.51	30.00	-16.49
UNII-5	31	6105	996+484+2x996T (N)	16.72	16.73	19.73	-6.17	13.56	30.00	-16.44
	63	6265	Punctured	16.24	15.83	19.05	-6.17	12.88	30.00	-17.12
UNII-5	31	6105	996+484+2x996T	16.81	16.63	19.73	-6.17	13.56	30.00	-16.44
	63	6265	(N2) Punctured	16.79	16.26	19.54	-6.17	13.37	30.00	-16.63
UNII-5	31	6105	2x996+484+996T (N)	16.47	16.50	19.49	-6.17	13.32	30.00	-16.68
	63	6265	Punctured	16.47	15.97	19.24	-6.17	13.07	30.00	-16.93
UNII-5	31	6105	2x996+484+996T	16.64	16.65	19.65	-6.17	13.48	30.00	-16.52
	63	6265	(N2) Punctured	16.35	15.58	19	-6.17	12.83	30.00	-17.17
UNII-5	31	6105	3x996+484T (N)	16.98	16.87	19.93	-6.17	13.76	30.00	-16.24
	63	6265	Punctured	16.42	15.88	19.17	-6.17	13.00	30.00	-17.00
UNII-5	31	6105	2x996+484T (C)	16.73	16.41	19.59	-6.17	13.42	30.00	-16.58
	63	6265	Punctured	16.63	16.09	19.38	-6.17	13.21	30.00	-16.79
UNII-5	31	6105	484+2x996T (N)	16.62	16.39	19.51	-6.17	13.34	30.00	-16.66
	63	6265	Punctured	17.00	16.33	19.68	-6.17	13.51	30.00	-16.49
UNII-5	31	6105	996+484+996T (N)	16.43	16.26	19.35	-6.17	13.18	30.00	-16.82
	63	6265	Punctured	16.70	16.25	19.49	-6.17	13.32	30.00	-16.68
UNII-5	31	6105	996+484+996T (N2)	16.67	16.38	19.54	-6.17	13.37	30.00	-16.63
	63	6265	Punctured	16.98	16.27	19.65	-6.17	13.48	30.00	-16.52
UNII-5	31	6105	2x996+484T (N)	16.35	16.15	19.26	-6.17	13.09	30.00	-16.91
	63	6265	Punctured	16.69	16.10	19.42	-6.17	13.25	30.00	-16.75
UNII-5	31	6105	SU	16.13	16.15	19.15	-6.17	12.98	30.00	-17.02
	63	6265		16.87	16.34	19.63	-6.17	13.46	30.00	-16.54

UL LLC
12 Laboratory Drive, Durham, NC 27713; USA TEL: (919) 549-1400
This report shall not be reproduced except in full, without the written approval of UL LLC

OUTPUT POWER - LOW POWER INDOOR

Band	Channel	Freq. [MHz]	Tones	Average Pow er [dBm]			Directional Gain [dBi]	EIRP [dBm]	Maximum EIRP Limit [dBm]	Margin [dBm]
				Chain 0	Chain 1	MIMO				
UNII-5	31	6105	3x996T (C)	16.95	16.70	19.84	-6.17	13.67	24.00	-10.33
	63	6265	Punctured	16.54	15.89	19.24	-6.17	13.07	24.00	-10.93
UNII-5	31	6105	3x996T (N)	16.60	16.66	19.64	-6.17	13.47	24.00	-10.53
	63	6265	Punctured	16.74	16.16	19.47	-6.17	13.3	24.00	-10.70
UNII-5	31	6105	3x996T (N2)	16.13	16.16	19.15	-6.17	12.98	24.00	-11.02
	63	6265	Punctured	16.96	16.37	19.68	-6.17	13.51	24.00	-10.49
UNII-5	31	6105	3x996+484T (C)	16.58	16.42	19.51	-6.17	13.34	24.00	-10.66
	63	6265	Punctured	16.59	15.96	19.3	-6.17	13.13	24.00	-10.87
UNII-5	31	6105	484+3x996T (N)	16.46	16.52	19.5	-6.17	13.33	24.00	-10.67
	63	6265	Punctured	16.97	16.35	19.68	-6.17	13.51	24.00	-10.49
UNII-5	31	6105	996+484+2x996T (N)	16.72	16.73	19.73	-6.17	13.56	24.00	-10.44
	63	6265	Punctured	16.24	15.83	19.05	-6.17	12.88	24.00	-11.12
UNII-5	31	6105	996+484+2x996T	16.81	16.63	19.73	-6.17	13.56	24.00	-10.44
	63	6265	(N2) Punctured	16.79	16.26	19.54	-6.17	13.37	24.00	-10.63
UNII-5	31	6105	2x996+484+996T (N)	16.47	16.50	19.49	-6.17	13.32	24.00	-10.68
	63	6265	Punctured	16.47	15.97	19.24	-6.17	13.07	24.00	-10.93
UNII-5	31	6105	2x996+484+996T	16.64	16.65	19.65	-6.17	13.48	24.00	-10.52
	63	6265	(N2) Punctured	16.35	15.58	19	-6.17	12.83	24.00	-11.17
UNII-5	31	6105	3x996+484T (N)	16.98	16.87	19.93	-6.17	13.76	24.00	-10.24
	63	6265	Punctured	16.42	15.88	19.17	-6.17	13	24.00	-11.00
UNII-5	31	6105	2x996+484T (C)	16.73	16.41	19.59	-6.17	13.42	24.00	-10.58
	63	6265	Punctured	16.63	16.09	19.38	-6.17	13.21	24.00	-10.79
UNII-5	31	6105	484+2x996T (N)	16.62	16.39	19.51	-6.17	13.34	24.00	-10.66
	63	6265	Punctured	17.00	16.33	19.68	-6.17	13.51	24.00	-10.49
UNII-5	31	6105	996+484+996T (N)	16.43	16.26	19.35	-6.17	13.18	24.00	-10.82
	63	6265	Punctured	16.70	16.25	19.49	-6.17	13.32	24.00	-10.68
UNII-5	31	6105	996+484+996T (N2)	16.67	16.38	19.54	-6.17	13.37	24.00	-10.63
	63	6265	Punctured	16.98	16.27	19.65	-6.17	13.48	24.00	-10.52
UNII-5	31	6105	2x996+484T (N)	16.35	16.15	19.26	-6.17	13.09	24.00	-10.91
	63	6265	Punctured	16.69	16.10	19.42	-6.17	13.25	24.00	-10.75
UNII-5	31	6105	SU	16.13	16.15	19.15	-6.17	12.98	24.00	-11.02
	63	6265		16.87	16.34	19.63	-6.17	13.46	24.00	-10.54

UL LLC
12 Laboratory Drive, Durham, NC 27713; USA
TEL: (919) 549-1400
This report shall not be reproduced except in full, without the written approval of UL LLC

Band	Channel	Freq. [MHz]	Tones	Average Pow er [dBm]			Directional Gain [dBi]	EIRP [dBm]	Maximum EIRP Limit [dBm]	Margin [dBm]
				Chain 0	Chain 1	MIMO				
UNII-6	95	6425	3x996T (C)	16.55	16.01	19.30	-6.21	13.09	24.00	-10.91
	127	6585	Punctured 11104	16.32	15.89	19.12	-6.21	12.91	24.00	-11.09
UNII-6	95	6425	3x996T (C)	16.54	16.07	19.32	-6.21	13.11	24.00	-10.89
	127	6585	Punctured 00104	16.33	15.88	19.12	-6.21	12.91	24.00	-11.09
UNII-6	95	6425	3x996T (N)	16.47	15.72	19.12	-6.21	12.91	24.00	-11.09
	127	6585	Punctured	16.13	15.83	18.99	-6.21	12.78	24.00	-11.22
UNII-6	95	6425	3x996T (N2)	16.57	16.20	19.40	-6.21	13.19	24.00	-10.81
	127	6585	Punctured	16.55	16.11	19.34	-6.21	13.13	24.00	-10.87
UNII-6	95	6425	3x996+484T (C)	16.86	16.21	19.56	-6.21	13.35	24.00	-10.65
	127	6585	Punctured 11106	16.67	16.24	19.47	-6.21	13.26	24.00	-10.74
UNII-6	95	6425	3x996+484T (C)	16.53	16.03	19.30	-6.21	13.09	24.00	-10.91
	127	6585	Punctured 00105	16.58	16.13	19.37	-6.21	13.16	24.00	-10.84
UNII-6	95	6425	484+3x996T (N)	16.56	16.02	19.31	-6.21	13.10	24.00	-10.90
	127	6585	Punctured	16.21	15.89	19.06	-6.21	12.85	24.00	-11.15
UNII-6	95	6425	996+484+2x996T (N)	16.83	16.42	19.64	-6.21	13.43	24.00	-10.57
	127	6585	Punctured	16.71	16.43	19.58	-6.21	13.37	24.00	-10.63
UNII-6	95	6425	996+484+2x996T	16.50	16.08	19.30	-6.21	13.09	24.00	-10.91
	127	6585	(N2) Punctured	16.10	15.96	19.04	-6.21	12.83	24.00	-11.17
UNII-6	95	6425	2x996+484+996T (N)	16.74	16.26	19.51	-6.21	13.30	24.00	-10.70
	127	6585	Punctured	16.55	16.16	19.37	-6.21	13.16	24.00	-10.84
UNII-6	95	6425	2x996+484+996T	16.78	16.31	19.56	-6.21	13.35	24.00	-10.65
	127	6585	(N2) Punctured	16.64	16.24	19.45	-6.21	13.24	24.00	-10.76
UNII-6	95	6425	3x996+484T (N)	16.52	15.62	19.10	-6.21	12.89	24.00	-11.11
	127	6585	Punctured	16.28	15.96	19.13	-6.21	12.92	24.00	-11.08
UNII-6	95	6425	2x996+484T (C)	16.33	15.74	19.06	-6.21	12.85	24.00	-11.15
	127	6585	Punctured 01101	16.52	16.22	19.39	-6.21	13.18	24.00	-10.82
UNII-6	95	6425	2x996+484T (C)	16.47	16.07	19.28	-6.21	13.07	24.00	-10.93
	127	6585	Punctured 11103	16.11	15.87	19.00	-6.21	12.79	24.00	-11.21
UNII-6	95	6425	2x996+484T (C)	16.95	16.13	19.57	-6.21	13.36	24.00	-10.64
	127	6585	Punctured 10102	16.65	16.25	19.46	-6.21	13.25	24.00	-10.75
UNII-6	95	6425	2x996+484T (C)	16.74	16.16	19.47	-6.21	13.26	24.00	-10.74
	127	6585	Punctured 00100	16.71	16.32	19.53	-6.21	13.32	24.00	-10.68
UNII-6	95	6425	484+2x996T (N)	16.66	16.20	19.45	-6.21	13.24	24.00	-10.76
	127	6585	Punctured 00101	16.93	16.09	19.54	-6.21	13.33	24.00	-10.67
UNII-6	95	6425	484+2x996T (N)	16.43	15.4	18.95	-6.21	12.74	24.00	-11.26
	127	6585	Punctured 10103	16.79	16.186	19.51	-6.21	13.3	24.00	-10.70
UNII-6	95	6425	996+484+996T (N)	16.27	15.791	19.05	-6.21	12.84	24.00	-11.16
	127	6585	Punctured 00102	16.86	16.158	19.53	-6.21	13.32	24.00	-10.68
UNII-6	95	6425	996+484+996T (N2)	16.22	15.618	18.94	-6.21	12.73	24.00	-11.27
	127	6585	Punctured 00103	16.91	16.365	19.66	-6.21	13.45	24.00	-10.55
UNII-6	95	6425	996+484+996T (N)	16.99	16.215	19.63	-6.21	13.42	24.00	-10.58
	127	6585	Punctured 11100	16.49	16.124	19.32	-6.21	13.11	24.00	-10.89
UNII-6	95	6425	996+484+996T (N2)	16.54	15.991	19.28	-6.21	13.07	24.00	-10.93
	127	6585	Punctured 11101	16.37	15.699	19.06	-6.21	12.85	24.00	-11.15
UNII-6	95	6425	2x996+484T (N)	16.74	16.209	19.49	-6.21	13.28	24.00	-10.72
	127	6585	Punctured 01100	16.39	15.914	19.17	-6.21	12.96	24.00	-11.04
UNII-6	95	6425	2x996+484T (N)	16.11	15.45	18.8	-6.21	12.59	24.00	-11.41
	127	6585	Punctured 11102	16.21	15.87	19.05	-6.21	12.84	24.00	-11.16
UNII-6	95	6425	SU	16.70	16.253	19.49	-6.21	13.28	24.00	-10.72
	127	6585		16.15	16	19.09	-6.21	12.88	24.00	-11.12

UL LLC
12 Laboratory Drive, Durham, NC 27713; USA
TEL: (919) 549-1400
This report shall not be reproduced except in full, without the written approval of UL LLC

Band	Channel	Freq. [MHz]	Tones	Average Power [dBm]			Directional Gain [dBi]	EIRP [dBm]	Maximum EIRP Limit [dBm]	Margin [dBm]
				Chain 0	Chain 1	MIMO				
UNII-8	159	6745	3x996T (C)	16.60	15.60	19.14	-5.35	13.79	24.00	-10.21
	191	6905	Punctured	16.80	15.45	19.19	-5.35	13.84	24.00	-10.16
UNII-8	159	6745	3x996T (N)	16.14	14.97	18.60	-5.35	13.25	24.00	-10.75
	191	6905	Punctured	16.82	15.66	19.28	-5.35	13.93	24.00	-10.07
UNII-8	159	6745	3x996T (N2)	16.17	15.19	18.72	-5.35	13.37	24.00	-10.63
	191	6905	Punctured	16.63	15.36	19.05	-5.35	13.70	24.00	-10.30
UNII-8	159	6745	3x996+484T (C)	16.58	15.43	19.05	-5.35	13.70	24.00	-10.30
	191	6905	Punctured	16.01	14.90	18.50	-5.35	13.15	24.00	-10.85
UNII-8	159	6745	484+3x996T (N)	16.49	15.49	19.03	-5.35	13.68	24.00	-10.32
	191	6905	Punctured	16.04	14.95	18.54	-5.35	13.19	24.00	-10.81
UNII-8	159	6745	996+484+2x996T (N)	16.77	15.71	19.28	-5.35	13.93	24.00	-10.07
	191	6905	Punctured	16.38	15.32	18.89	-5.35	13.54	24.00	-10.46
UNII-8	159	6745	996+484+2x996T	16.48	15.43	19.00	-5.35	13.65	24.00	-10.35
	191	6905	(N2) Punctured	16.95	15.74	19.39	-5.35	14.04	24.00	-9.96
UNII-8	159	6745	2x996+484+996T (N)	16.36	15.32	18.88	-5.35	13.53	24.00	-10.47
	191	6905	Punctured	16.51	15.50	19.04	-5.35	13.69	24.00	-10.31
UNII-8	159	6745	2x996+484+996T	16.78	15.75	19.30	-5.35	13.95	24.00	-10.05
	191	6905	(N2) Punctured	16.63	15.81	19.25	-5.35	13.90	24.00	-10.10
UNII-8	159	6745	3x996+484T (N)	16.70	15.79	19.28	-5.35	13.93	24.00	-10.07
	191	6905	Punctured	16.24	15.21	18.77	-5.35	13.42	24.00	-10.58
UNII-8	159	6745	2x996+484T (C)	16.96	15.69	19.38	-5.35	14.03	24.00	-9.97
	191	6905	Punctured	16.97	15.42	19.27	-5.35	13.92	24.00	-10.08
UNII-8	159	6745	484+2x996T (N)	16.62	15.37	19.05	-5.35	13.70	24.00	-10.30
	191	6905	Punctured	16.65	15.36	19.06	-5.35	13.71	24.00	-10.29
UNII-8	159	6745	996+484+996T (N)	16.98	15.64	19.37	-5.35	14.02	24.00	-9.98
	191	6905	Punctured	16.58	15.26	18.98	-5.35	13.63	24.00	-10.37
UNII-8	159	6745	996+484+996T (N2)	16.61	15.42	19.07	-5.35	13.72	24.00	-10.28
	191	6905	Punctured	16.62	15.38	19.05	-5.35	13.70	24.00	-10.30
UNII-8	159	6745	2x996+484T (N)	16.59	15.42	19.05	-5.35	13.70	24.00	-10.30
	191	6905	Punctured	16.19	15.66	18.94	-5.35	13.59	24.00	-10.41
UNII-8	159	6745	SU	16.88	15.60	19.30	-5.35	13.95	24.00	-10.05
	191	6905		16.44	15.48	19.00	-5.35	13.65	24.00	-10.35

UL LLC
12 Laboratory Drive, Durham, NC 27713; USA
TEL: (919) 549-1400
This report shall not be reproduced except in full, without the written approval of UL LLC

OUTPUT POWER - VERY LOW POWER

Band	Channel	Freq. [MHz]	Tones	Average Pow er [dBm]			Directional Gain [dBi]	EIRP [dBm]	Maximum EIRP Limit [dBm]	Margin [dBm]
				Chain 0	Chain 1	MIMO				
UNII-5	31	6105	3x996T (C)	11.28	11.33	14.31	-6.17	8.14	14.00	-5.86
	63	6265	Punctured	11.48	10.81	14.17	-6.17	8	14.00	-6.00
UNII-5	31	6105	3x996T (N)	10.96	11.98	14.51	-6.17	8.34	14.00	-5.66
	63	6265	Punctured	11.81	11.15	14.5	-6.17	8.33	14.00	-5.67
UNII-5	31	6105	3x996T (N2)	11.18	11.42	14.31	-6.17	8.14	14.00	-5.86
	63	6265	Punctured	11.73	10.96	14.37	-6.17	8.2	14.00	-5.80
UNII-5	31	6105	3x996+484T (C)	11.27	11.87	14.59	-6.17	8.42	14.00	-5.58
	63	6265	Punctured	11.28	10.77	14.04	-6.17	7.87	14.00	-6.13
UNII-5	31	6105	484+3x996T (N)	11.52	11.80	14.68	-6.17	8.51	14.00	-5.49
	63	6265	Punctured	11.62	11.02	14.34	-6.17	8.17	14.00	-5.83
UNII-5	31	6105	996+484+2x996T (N)	11.56	11.85	14.72	-6.17	8.55	14.00	-5.45
	63	6265	Punctured	11.65	11.09	14.39	-6.17	8.22	14.00	-5.78
UNII-5	31	6105	996+484+2x996T	11.30	11.48	14.4	-6.17	8.23	14.00	-5.77
	63	6265	(N2) Punctured	11.56	10.99	14.3	-6.17	8.13	14.00	-5.87
UNII-5	31	6105	2x996+484+996T (N)	10.99	11.24	14.13	-6.17	7.96	14.00	-6.04
	63	6265	Punctured	11.30	10.80	14.07	-6.17	7.9	14.00	-6.10
UNII-5	31	6105	2x996+484+996T	11.46	11.72	14.6	-6.17	8.43	14.00	-5.57
	63	6265	(N2) Punctured	11.83	10.57	14.26	-6.17	8.09	14.00	-5.91
UNII-5	31	6105	3x996+484T (N)	11.30	11.46	14.39	-6.17	8.22	14.00	-5.78
	63	6265	Punctured	11.06	10.91	14	-6.17	7.83	14.00	-6.17
UNII-5	31	6105	2x996+484T (C)	11.53	11.38	14.46	-6.17	8.29	14.00	-5.71
	63	6265	Punctured	11.71	11.02	14.39	-6.17	8.22	14.00	-5.78
UNII-5	31	6105	484+2x996T (N)	11.51	11.49	14.51	-6.17	8.34	14.00	-5.66
	63	6265	Punctured	11.31	10.85	14.1	-6.17	7.93	14.00	-6.07
UNII-5	31	6105	996+484+996T (N)	11.50	11.54	14.53	-6.17	8.36	14.00	-5.64
	63	6265	Punctured	11.75	11.14	14.47	-6.17	8.3	14.00	-5.70
UNII-5	31	6105	996+484+996T (N2)	11.07	11.10	14.09	-6.17	7.92	14.00	-6.08
	63	6265	Punctured	11.38	10.82	14.12	-6.17	7.95	14.00	-6.05
UNII-5	31	6105	2x996+484T (N)	11.13	11.34	14.25	-6.17	8.08	14.00	-5.92
	63	6265	Punctured	11.63	10.91	14.29	-6.17	8.12	14.00	-5.88
UNII-5	31	6105	SU	11.21	11.44	14.33	-6.17	8.16	14.00	-5.84
	63	6265		11.82	11.42	14.64	-6.17	8.47	14.00	-5.53

UL LLC
12 Laboratory Drive, Durham, NC 27713; USA
TEL: (919) 549-1400
This report shall not be reproduced except in full, without the written approval of UL LLC

Band	Channel	Freq. [MHz]	Tones	Average Power [dBm]			Directional Gain [dBi]	EIRP [dBm]	Maximum EIRP Limit [dBm]	Margin [dBm]
				Chain 0	Chain 1	MIMO				
UNII-6	95	6425	3x996T (C)	11.64	11.12	14.4	-6.21	8.19	14.00	-5.81
	127	6585	Punctured 11104	11.63	11.475	14.56	-6.21	8.35	14.00	-5.65
UNII-6	95	6425	3x996T (C)	11.67	11.204	14.45	-6.21	8.24	14.00	-5.76
	127	6585	Punctured 00104	11.05	11.873	14.49	-6.21	8.28	14.00	-5.72
UNII-6	95	6425	3x996T (N)	11.97	11.458	14.73	-6.21	8.52	14.00	-5.48
	127	6585	Punctured	11.51	11.411	14.47	-6.21	8.26	14.00	-5.74
UNII-6	95	6425	3x996T (N2)	11.79	11.19	14.51	-6.21	8.3	14.00	-5.70
	127	6585	Punctured	11.75	11.53	14.65	-6.21	8.44	14.00	-5.56
UNII-6	95	6425	3x996+484T (C)	11.72	11.198	14.48	-6.21	8.27	14.00	-5.73
	127	6585	Punctured 11106	11.58	11.382	14.49	-6.21	8.28	14.00	-5.72
UNII-6	95	6425	3x996+484T (C)	11.91	11.4	14.67	-6.21	8.46	14.00	-5.54
	127	6585	Punctured 00105	11.04	10.985	14.02	-6.21	7.81	14.00	-6.19
UNII-6	95	6425	484+3x996T (N)	11.99	11.131	14.59	-6.21	8.38	14.00	-5.62
	127	6585	Punctured	11.02	10.966	14.01	-6.21	7.8	14.00	-6.20
UNII-6	95	6425	996+484+2x996T (N)	11.77	11.307	14.55	-6.21	8.34	14.00	-5.66
	127	6585	Punctured	11.82	11.477	14.66	-6.21	8.45	14.00	-5.55
UNII-6	95	6425	996+484+2x996T	11.91	11.436	14.69	-6.21	8.48	14.00	-5.52
	127	6585	(N2) Punctured	11.31	11.087	14.21	-6.21	8	14.00	-6.00
UNII-6	95	6425	2x996+484+996T (N)	11.46	10.983	14.24	-6.21	8.03	14.00	-5.97
	127	6585	Punctured	11.52	11.125	14.34	-6.21	8.13	14.00	-5.87
UNII-6	95	6425	2x996+484+996T	11.76	11.229	14.51	-6.21	8.3	14.00	-5.70
	127	6585	(N2) Punctured	11.39	11.133	14.27	-6.21	8.06	14.00	-5.94
UNII-6	95	6425	3x996+484T (N)	11.96	11.376	14.69	-6.21	8.48	14.00	-5.52
	127	6585	Punctured	11.40	11.174	14.3	-6.21	8.09	14.00	-5.91
UNII-6	95	6425	2x996+484T (C)	11.90	11.26	14.6	-6.21	8.39	14.00	-5.61
	127	6585	Punctured 01101	11.51	11.33	14.43	-6.21	8.22	14.00	-5.78
UNII-6	95	6425	2x996+484T (C)	11.69	11.03	14.38	-6.21	8.17	14.00	-5.83
	127	6585	Punctured 11103	11.49	10.946	14.24	-6.21	8.03	14.00	-5.97
UNII-6	95	6425	2x996+484T (C)	11.90	11.322	14.63	-6.21	8.42	14.00	-5.58
	127	6585	Punctured 10102	11.41	11.322	14.38	-6.21	8.17	14.00	-5.83
UNII-6	95	6425	2x996+484T (C)	11.90	11.236	14.59	-6.21	8.38	14.00	-5.62
	127	6585	Punctured 00100	11.68	11.486	14.59	-6.21	8.38	14.00	-5.62
UNII-6	95	6425	484+2x996T (N)	11.57	11.093	14.35	-6.21	8.14	14.00	-5.86
	127	6585	Punctured 00101	11.59	11.356	14.48	-6.21	8.27	14.00	-5.73
UNII-6	95	6425	484+2x996T (N)	11.52	10.846	14.21	-6.21	8	24.00	-16.00
	127	6585	Punctured 10103	11.29	11.193	14.25	-6.21	8.04	24.00	-15.96
UNII-6	95	6425	996+484+996T (N)	11.49	10.809	14.17	-6.21	7.96	24.00	-16.04
	127	6585	Punctured 00102	11.36	11.148	14.27	-6.21	8.06	24.00	-15.94
UNII-6	95	6425	996+484+996T (N2)	11.89	11.286	14.61	-6.21	8.4	24.00	-15.60
	127	6585	Punctured 00103	11.33	11.073	14.21	-6.21	8	24.00	-16.00
UNII-6	95	6425	996+484+996T (N)	11.68	10.95	14.34	-6.21	8.13	24.00	-15.87
	127	6585	Punctured 11100	11.53	11.242	14.4	-6.21	8.19	24.00	-15.81
UNII-6	95	6425	996+484+996T (N2)	11.84	11.218	14.55	-6.21	8.34	24.00	-15.66
	127	6585	Punctured 11101	11.57	11.504	14.55	-6.21	8.34	24.00	-15.66
UNII-6	95	6425	2x996+484T (N)	11.85	11.098	14.5	-6.21	8.29	24.00	-15.71
	127	6585	Punctured 01100	11.82	11.624	14.73	-6.21	8.52	24.00	-15.48
UNII-6	95	6425	2x996+484T (N)	11.75	10.993	14.4	-6.21	8.19	24.00	-15.81
	127	6585	Punctured 11102	11.95	11.574	14.78	-6.21	8.57	24.00	-15.43
UNII-6	95	6425	SU	11.47	10.912	14.21	-6.21	8	24.00	-16.00
	127	6585		11.93	11.64	14.8	-6.21	8.59	24.00	-15.41

UL LLC
12 Laboratory Drive, Durham, NC 27713; USA
TEL: (919) 549-1400
This report shall not be reproduced except in full, without the written approval of UL LLC

Band	Channel	Freq. [MHz]	Tones	Average Power [dBm]			Directional Gain [dBi]	EIRP [dBm]	Maximum EIRP Limit [dBm]	Margin [dBm]
				Chain 0	Chain 1	MIMO				
UNII-8	159	6745	3x996T (C)	11.28	10.48	13.91	-5.35	8.56	14.00	-5.44
	191	6905	Punctured	11.55	10.58	14.10	-5.35	8.75	14.00	-5.25
UNII-8	159	6745	3x996T (N)	11.58	10.70	14.17	-5.35	8.82	14.00	-5.18
	191	6905	Punctured	11.85	10.89	14.41	-5.35	9.06	14.00	-4.94
UNII-8	159	6745	3x996T (N2)	11.64	10.89	14.29	-5.35	8.94	14.00	-5.06
	191	6905	Punctured	11.83	11.07	14.48	-5.35	9.13	14.00	-4.87
UNII-8	159	6745	3x996+484T (C)	11.53	10.70	14.15	-5.35	8.80	14.00	-5.20
	191	6905	Punctured	11.88	10.85	14.40	-5.35	9.05	14.00	-4.95
UNII-8	159	6745	484+3x996T (N)	11.55	10.76	14.18	-5.35	8.83	14.00	-5.17
	191	6905	Punctured	11.72	10.83	14.31	-5.35	8.96	14.00	-5.04
UNII-8	159	6745	996+484+2x996T (N)	11.96	10.90	14.47	-5.35	9.12	14.00	-4.88
	191	6905	Punctured	11.60	10.75	14.20	-5.35	8.85	14.00	-5.15
UNII-8	159	6745	996+484+2x996T	11.72	10.90	14.34	-5.35	8.99	14.00	-5.01
	191	6905	(N2) Punctured	11.51	10.69	14.13	-5.35	8.78	14.00	-5.22
UNII-8	159	6745	2x996+484+996T (N)	11.60	10.83	14.24	-5.35	8.89	14.00	-5.11
	191	6905	Punctured	11.99	11.11	14.58	-5.35	9.23	14.00	-4.77
UNII-8	159	6745	2x996+484+996T	11.31	10.56	13.96	-5.35	8.61	14.00	-5.39
	191	6905	(N2) Punctured	11.27	10.60	13.96	-5.35	8.61	14.00	-5.39
UNII-8	159	6745	3x996+484T (N)	11.36	10.68	14.04	-5.35	8.69	14.00	-5.31
	191	6905	Punctured	11.46	10.76	14.14	-5.35	8.79	14.00	-5.21
UNII-8	159	6745	2x996+484T (C)	11.48	10.48	14.02	-5.35	8.67	14.00	-5.33
	191	6905	Punctured	11.52	10.37	13.99	-5.35	8.64	14.00	-5.36
UNII-8	159	6745	484+2x996T (N)	11.43	10.39	13.95	-5.35	8.60	14.00	-5.40
	191	6905	Punctured	11.60	10.44	14.07	-5.35	8.72	14.00	-5.28
UNII-8	159	6745	996+484+996T (N)	11.87	10.68	14.32	-5.35	8.97	14.00	-5.03
	191	6905	Punctured	11.57	10.44	14.05	-5.35	8.70	14.00	-5.30
UNII-8	159	6745	996+484+996T (N2)	11.55	10.66	14.14	-5.35	8.79	14.00	-5.21
	191	6905	Punctured	11.91	10.88	14.44	-5.35	9.09	14.00	-4.91
UNII-8	159	6745	2x996+484T (N)	11.51	10.74	14.15	-5.35	8.80	14.00	-5.20
	191	6905	Punctured	11.41	10.63	14.05	-5.35	8.70	14.00	-5.30
UNII-8	159	6745	SU	11.78	11.04	14.43	-5.35	9.08	14.00	-4.92
	191	6905		11.61	10.89	14.28	-5.35	8.93	14.00	-5.07

UL LLC
12 Laboratory Drive, Durham, NC 27713; USA
TEL: (919) 549-1400
This report shall not be reproduced except in full, without the written approval of UL LLC

9.4. SPURIOUS EMISSIONS IN-BAND – EMISSION MASK

LIMITS

FCC §15.407 (b)(7)
RSS-248 4.6.2 (b)

(6) For transmitters operating within the 5.925-7.125 GHz bands: power spectral density must be suppressed by 20 dB at 1 MHz outside of channel edge, by 28 dB at one channel bandwidth from the channel center, and by 40 dB at one- and one-half times the channel bandwidth away from channel center. At frequencies between one megahertz outside an unlicensed device's channel edge and one channel bandwidth from the center of the channel, the limits must be linearly interpolated between 20 dB and 28 dB suppression, and at frequencies between one and one- and one-half times an unlicensed device's channel bandwidth, the limits must be linearly interpolated between 28 dB and 40 dB suppression. Emissions removed from the channel center by more than one- and one-half times the channel bandwidth must be suppressed by at least 40 dB.

TEST PROCEDURE

Per KDB 987594 D02 v01r01, Section J

RESULTS

9.4.1. 802.11a MODE

STANDARD POWER

UNII-5

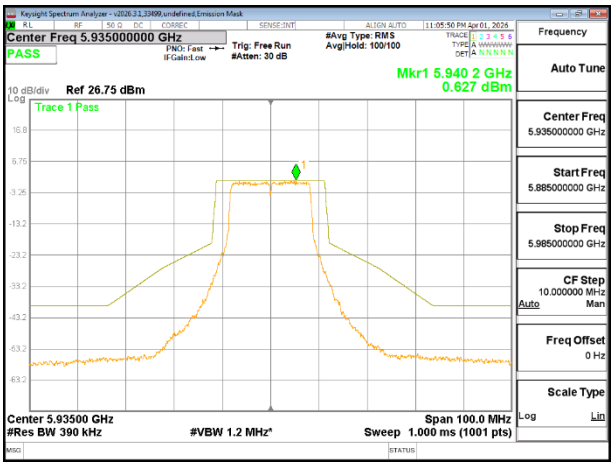

5935 MHz CHAIN 0

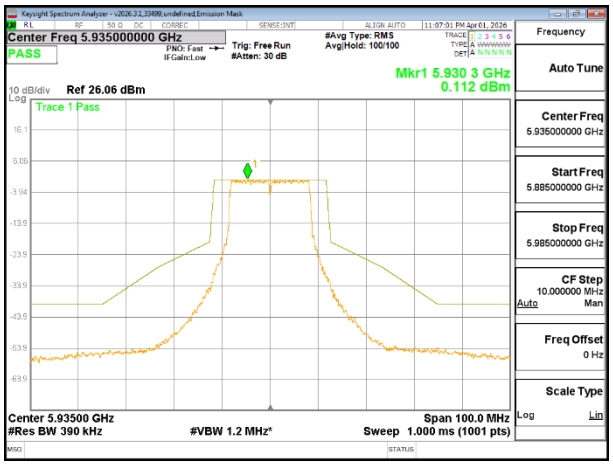

5935 MHz CHAIN 1

This report shall not be reproduced except in full, without the written approval of UL LLC

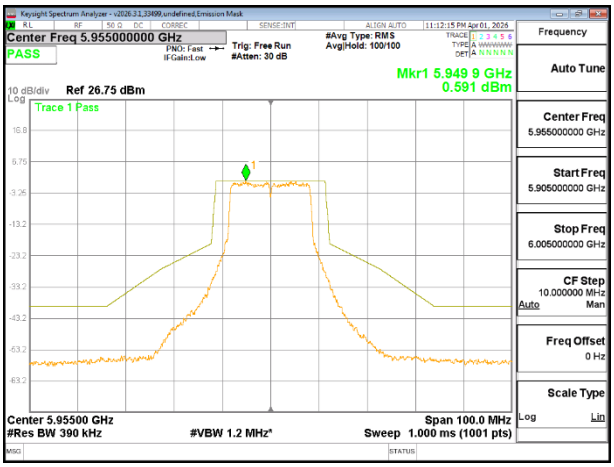

5955 MHz CHAIN 0

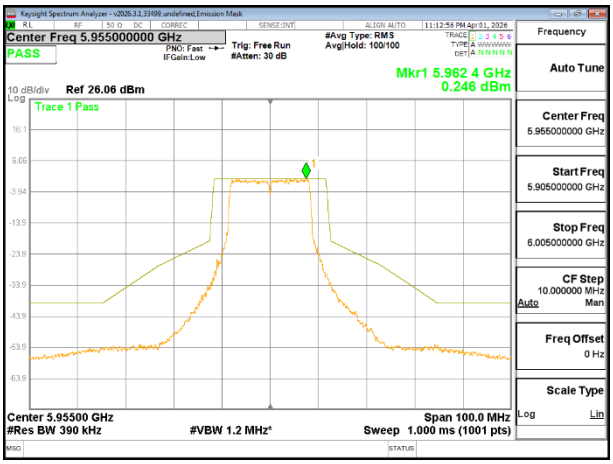

5955 MHz CHAIN 1

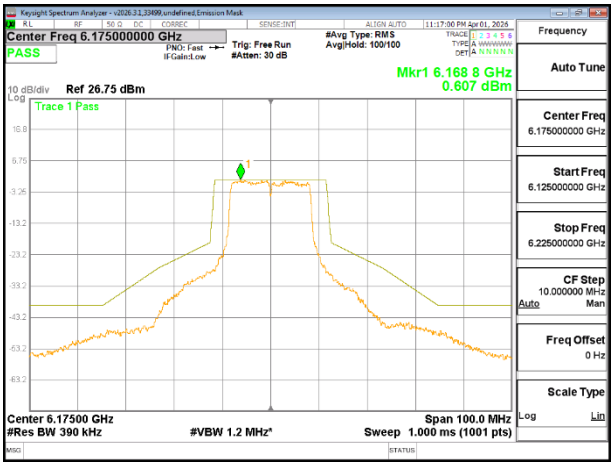

6175 MHz CHAIN 0

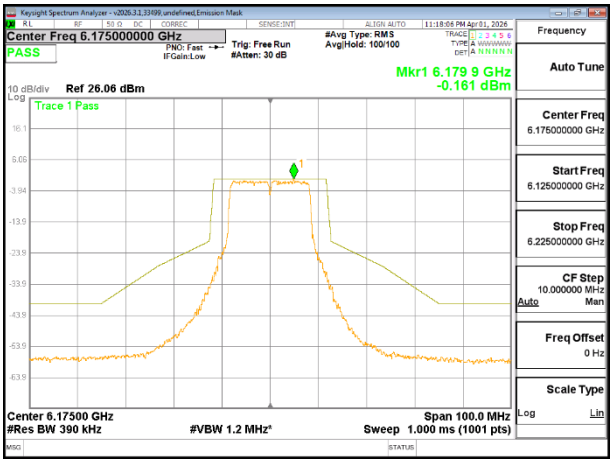

6175 MHz CHAIN 1

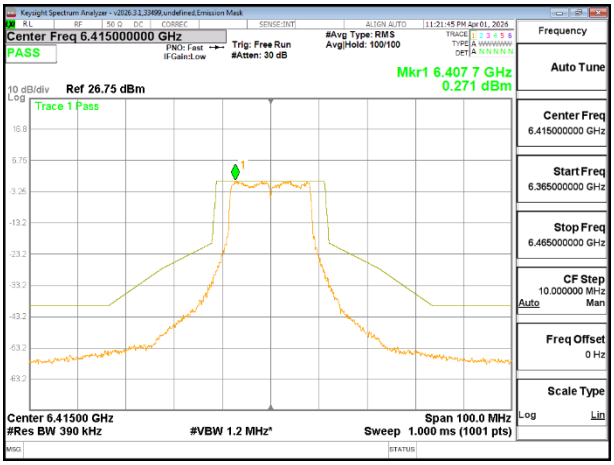

6415 MHz CHAIN 0

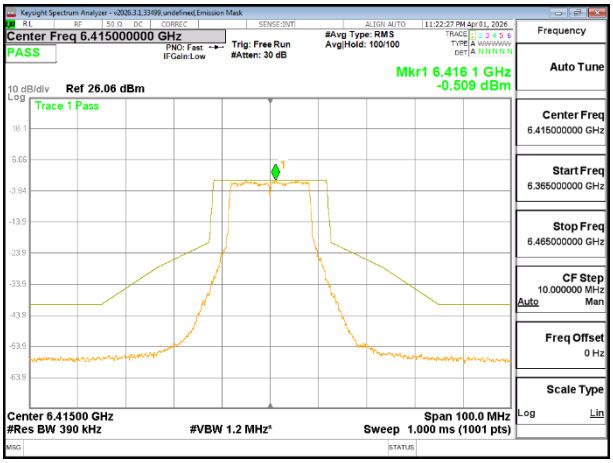

6415 MHz CHAIN 1

UL LLC
12 Laboratory Drive, Durham, NC 27713; USA
TEL: (919) 549-1400

This report shall not be reproduced except in full, without the written approval of UL LLC

UNII-7

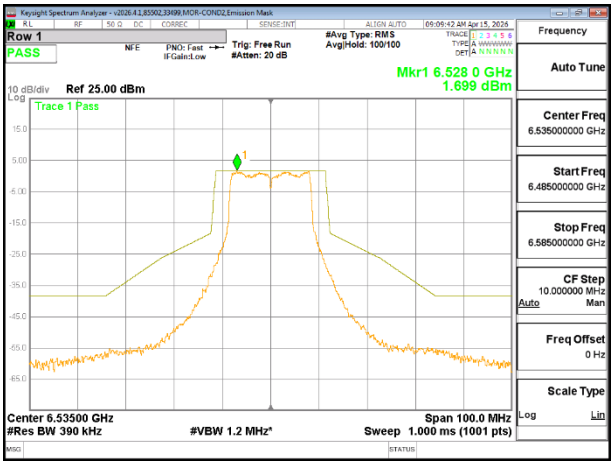

6535 MHz CHAIN 0

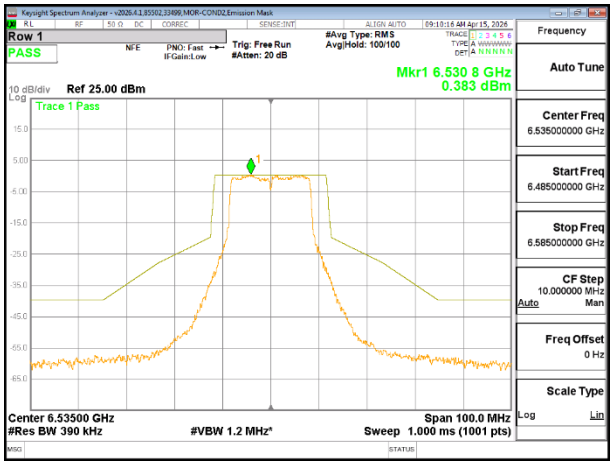

6535 MHz CHAIN 1

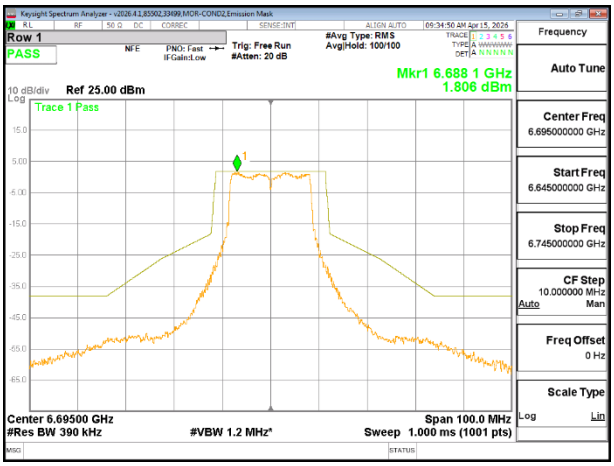

6695 MHz CHAIN 0

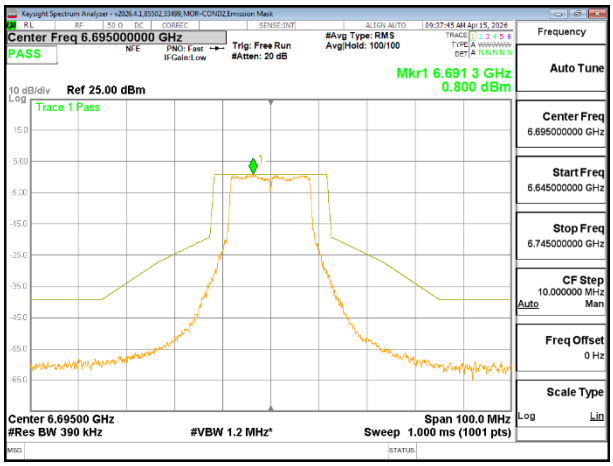

6695 MHz CHAIN 1

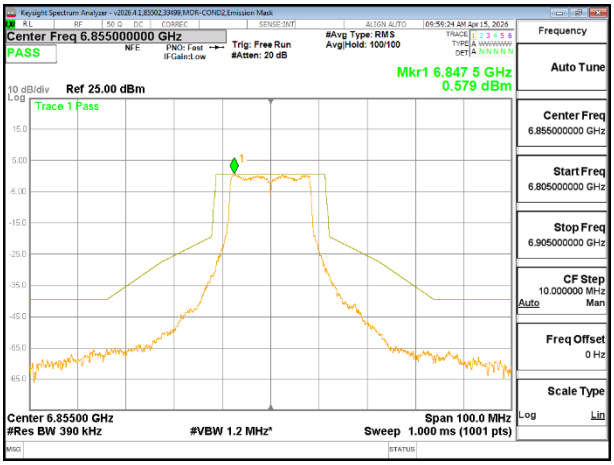

6855 MHz CHAIN 0

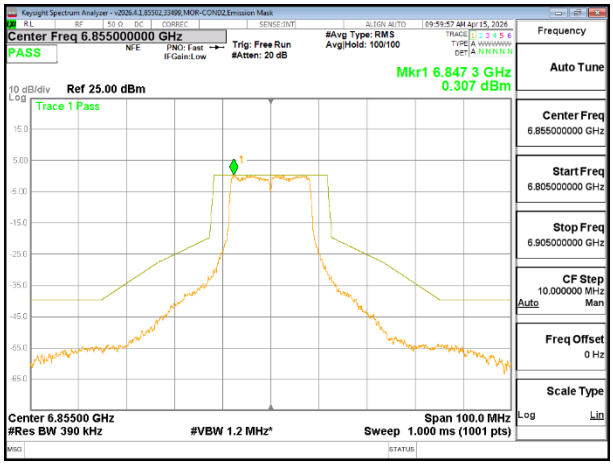

6855 MHz CHAIN 1

This report shall not be reproduced except in full, without the written approval of UL LLC

LOW POWER INDOOR

UNII-5

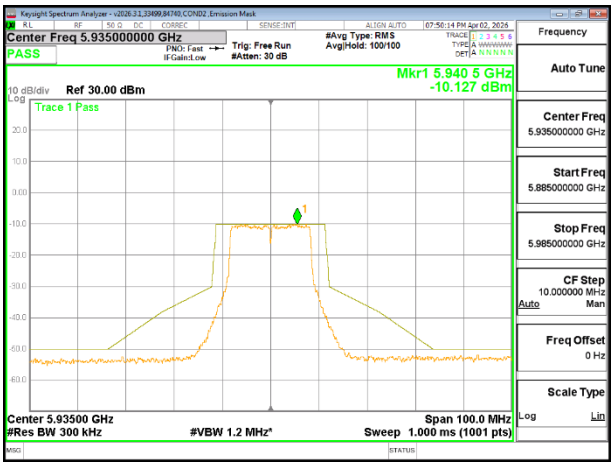

5935 MHz CHAIN 0

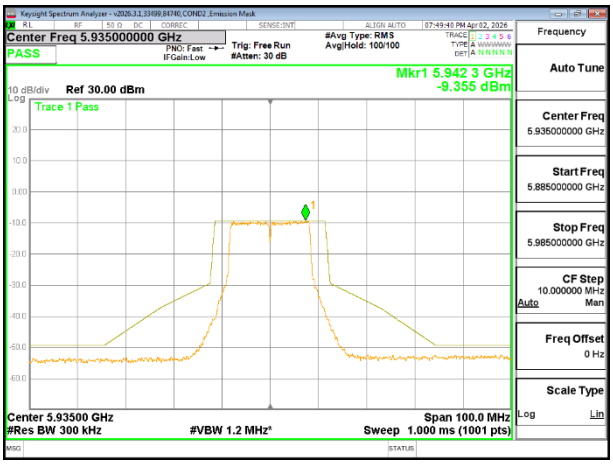

5935 MHz CHAIN 1

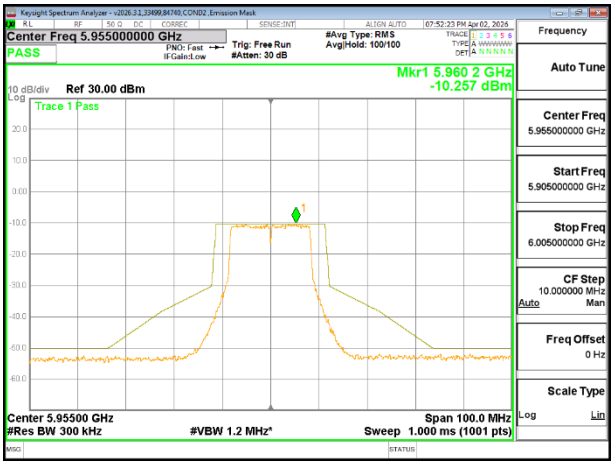

5955 MHz CHAIN 0

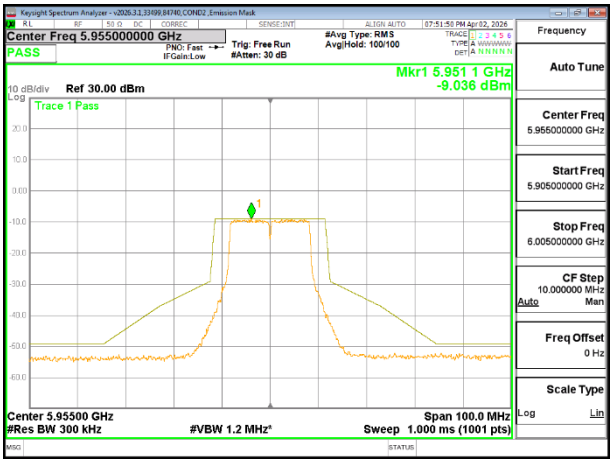

5955 MHz CHAIN 1

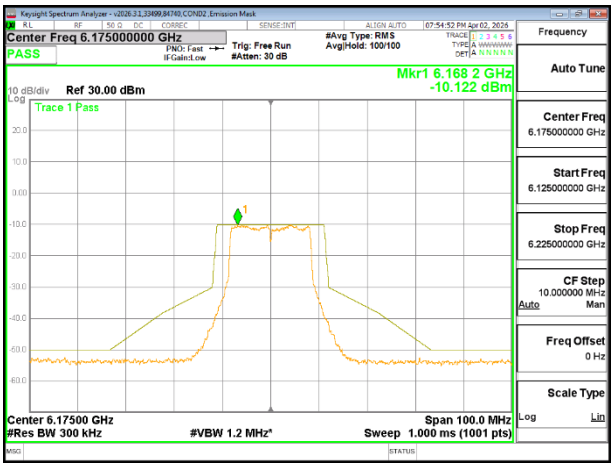

6175 MHz CHAIN 0

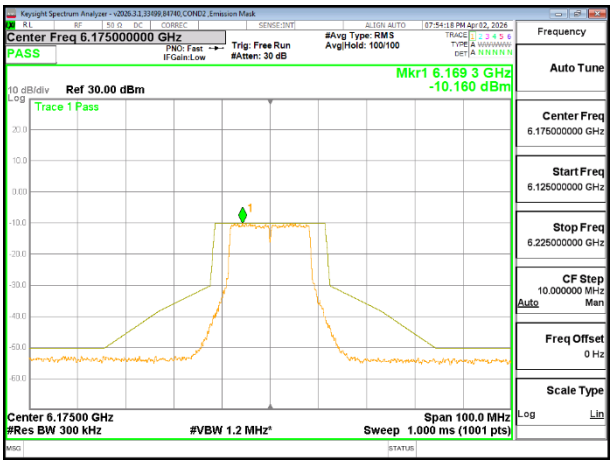

6175 MHz CHAIN 1

This report shall not be reproduced except in full, without the written approval of UL LLC

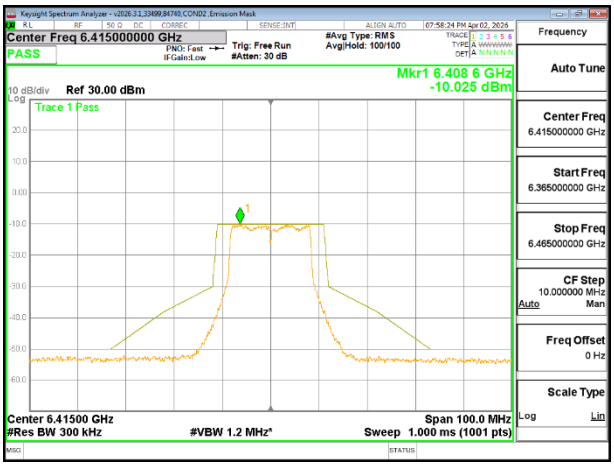

6415 MHz CHAIN 0

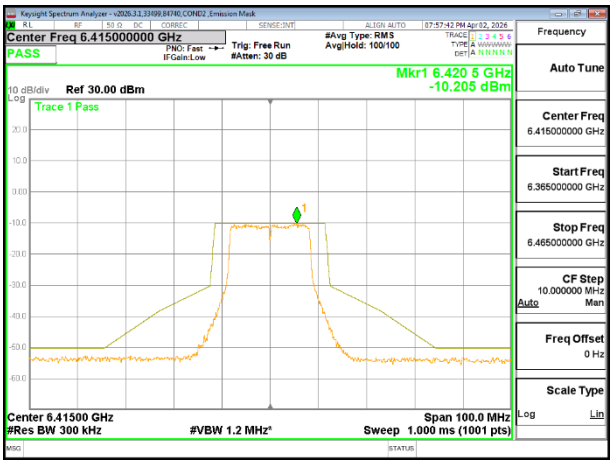

6415 MHz CHAIN 1

UL LLC
12 Laboratory Drive, Durham, NC 27713; USA TEL: (919) 549-1400

This report shall not be reproduced except in full, without the written approval of UL LLC

UNII-6

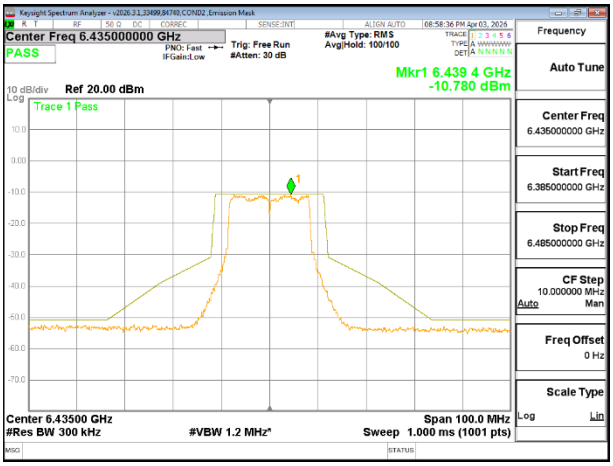

6435 MHz CHAIN 0

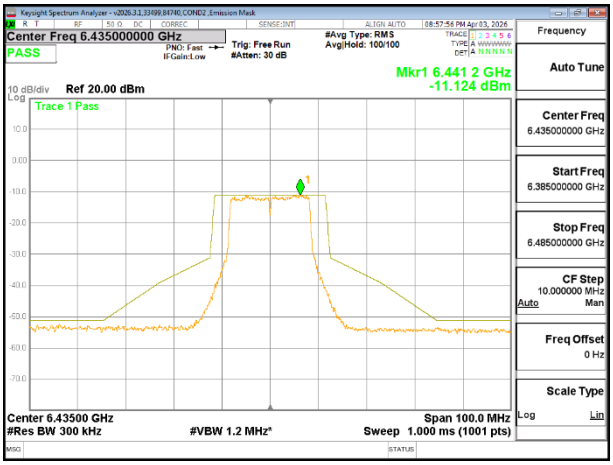

6435 MHz CHAIN 1

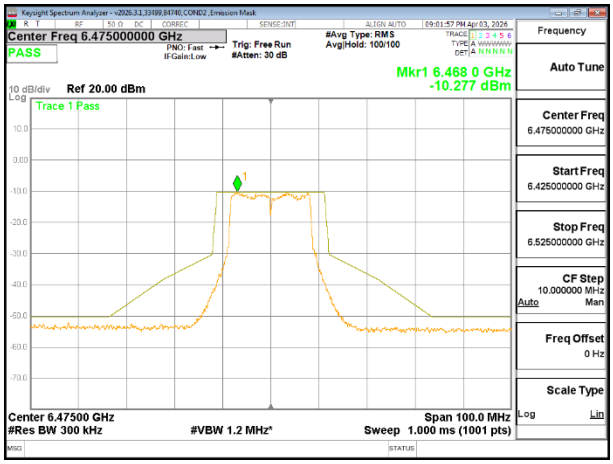

6475 MHz CHAIN 0

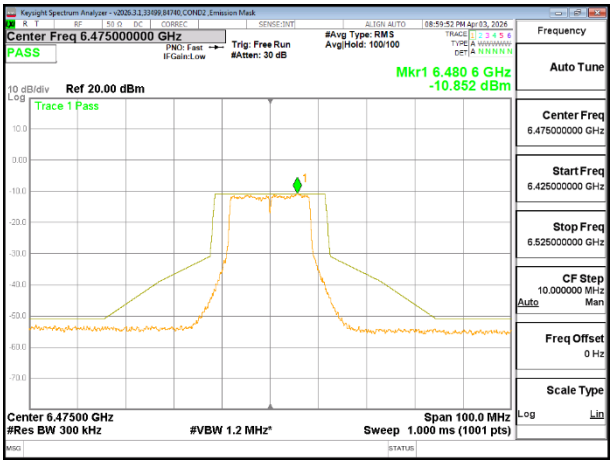

6475 MHz CHAIN 1

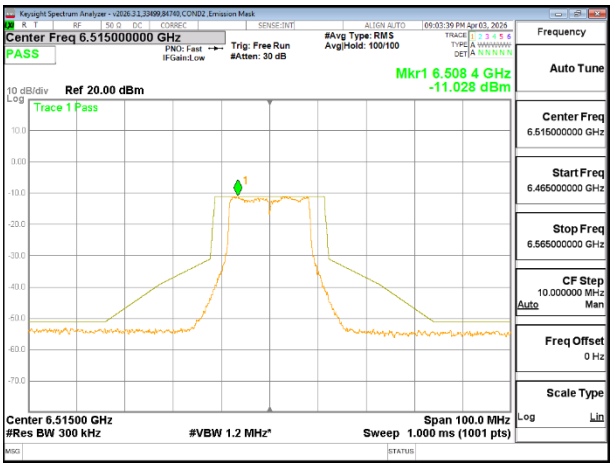

6515 MHz CHAIN 0

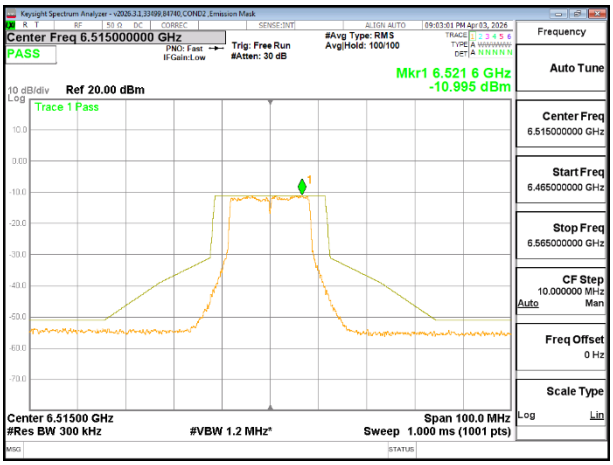

6515 MHz CHAIN 1

This report shall not be reproduced except in full, without the written approval of UL LLC

UNII-7

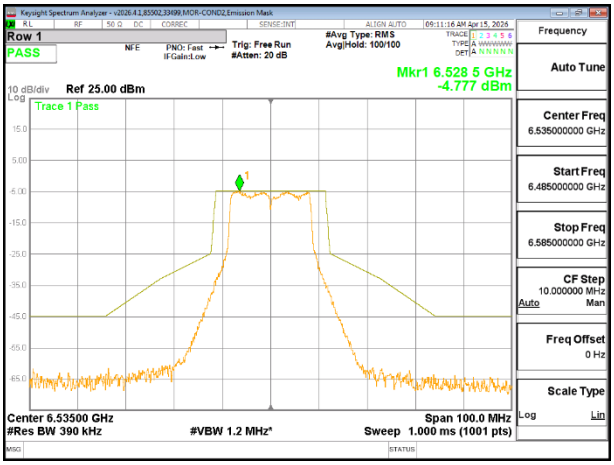

6535 MHz CHAIN 0

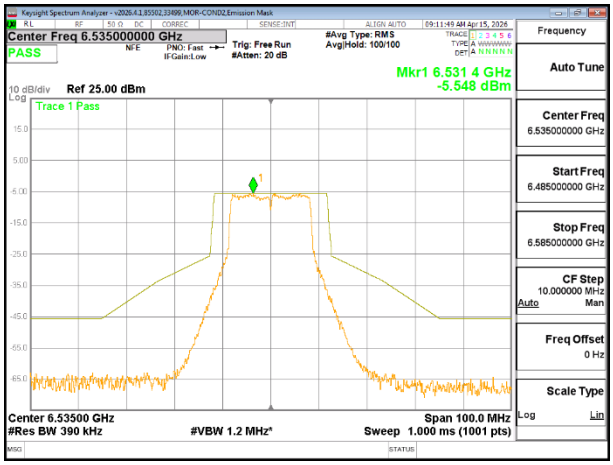

6535 MHz CHAIN 1

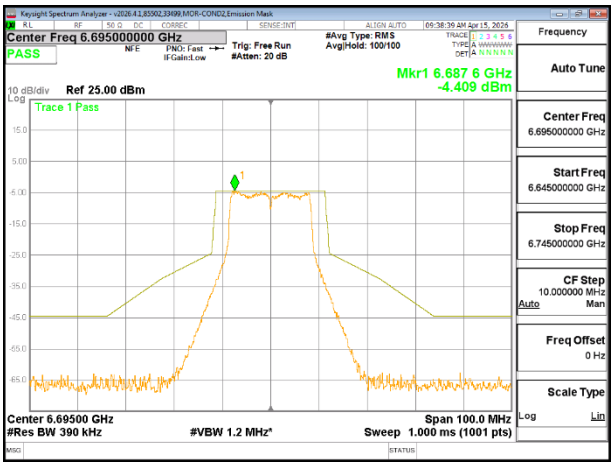

6695 MHz CHAIN 0

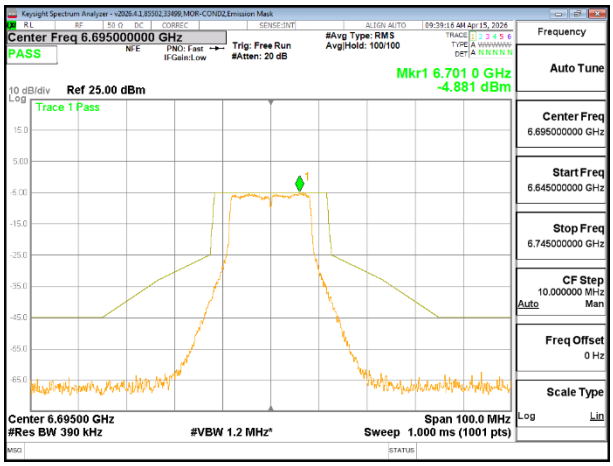

6695 MHz CHAIN 1

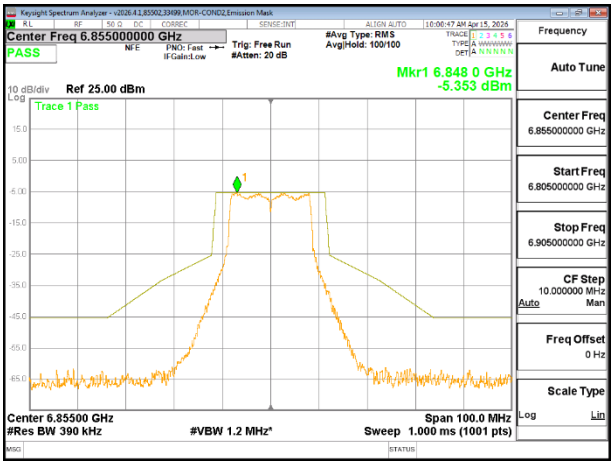

6855 MHz CHAIN 0

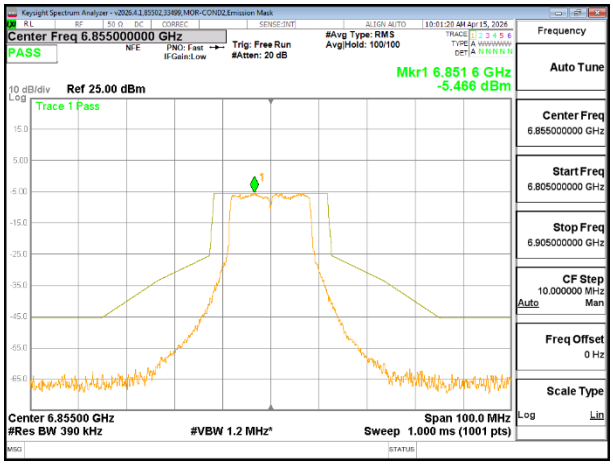

6855 MHz CHAIN 1

This report shall not be reproduced except in full, without the written approval of UL LLC

UNII-8

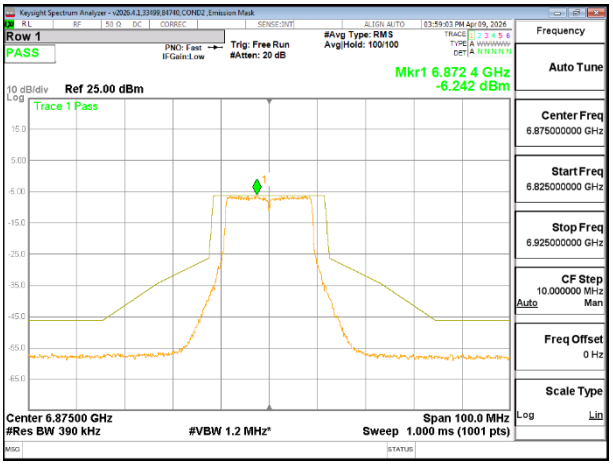

6875 MHz CHAIN 0

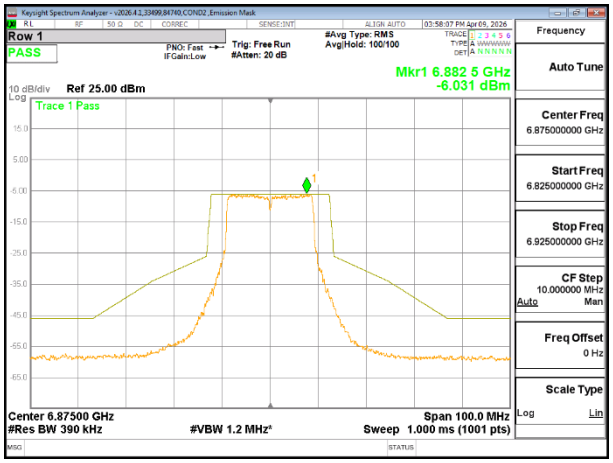

6875 MHz CHAIN 1

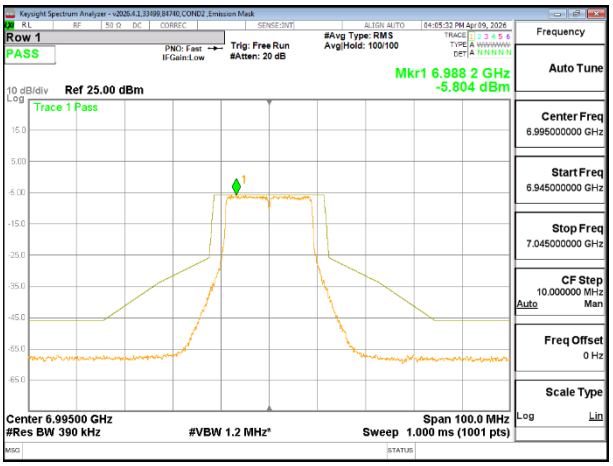

6695 MHz CHAIN 0

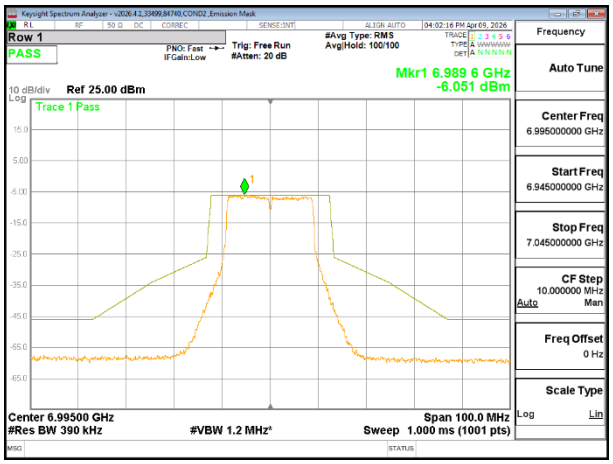

6695 MHz CHAIN 1

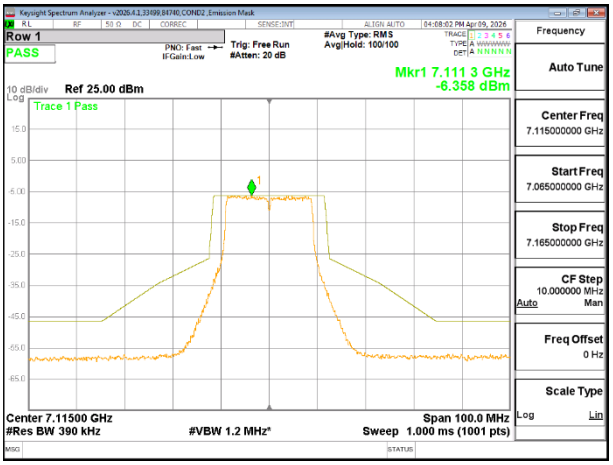

7115 MHz CHAIN 0

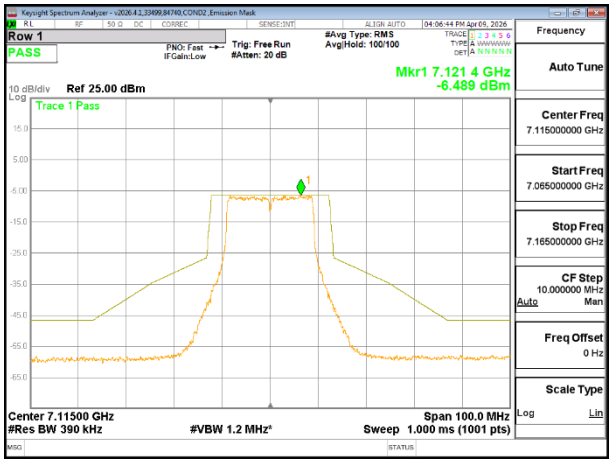

7115 MHz CHAIN 1

UL LLC
12 Laboratory Drive, Durham, NC 27713; USA TEL: (919) 549-1400

This report shall not be reproduced except in full, without the written approval of UL LLC

VERY LOW POWER

UNII-5

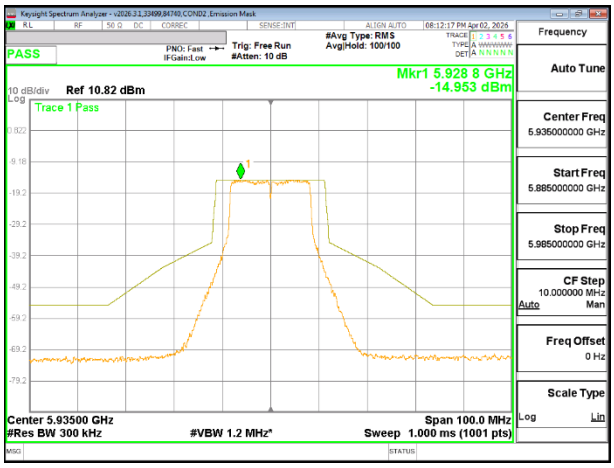

5935 MHz CHAIN 0

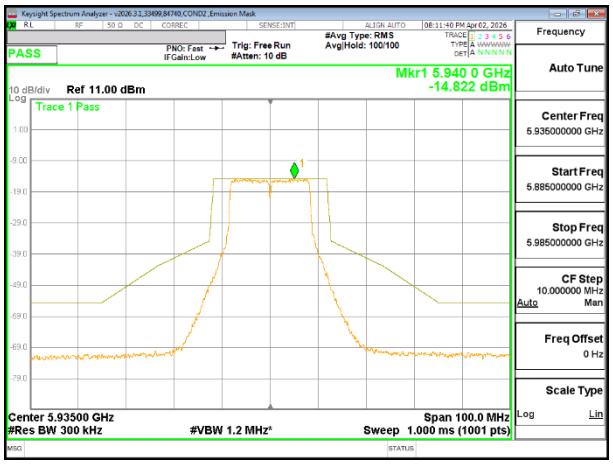

5935 MHz CHAIN 1

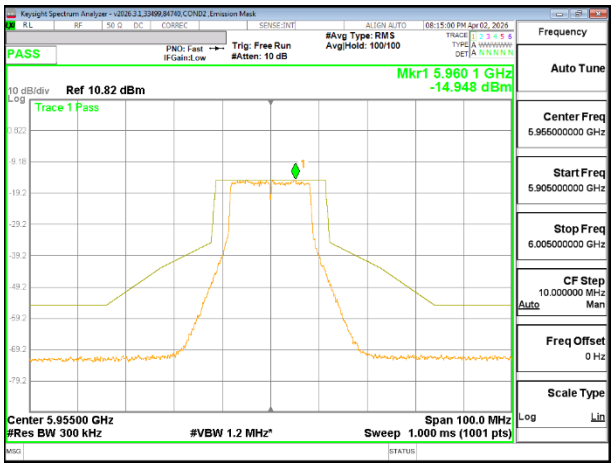

5955 MHz CHAIN 0

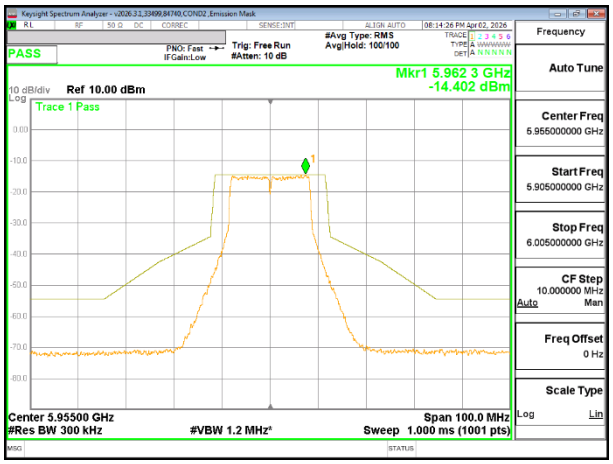

5955 MHz CHAIN 1

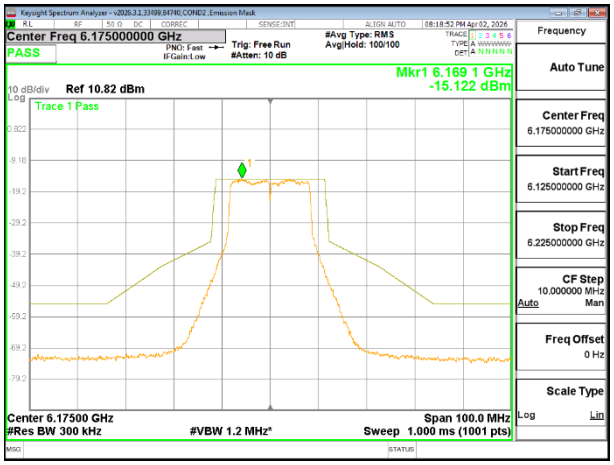

6175 MHz CHAIN 0

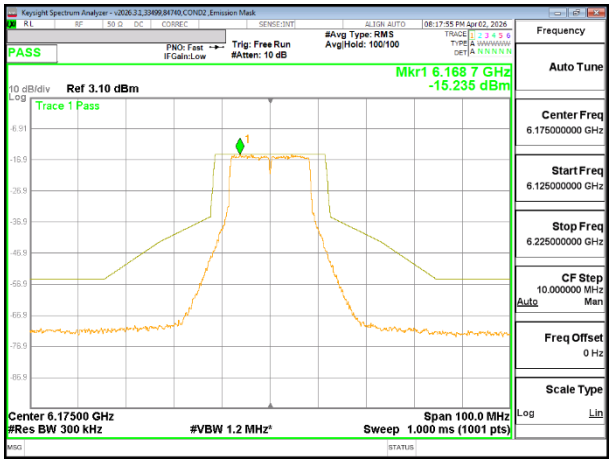

6175 MHz CHAIN 1

UL LLC
12 Laboratory Drive, Durham, NC 27713; USA
TEL: (919) 549-1400

This report shall not be reproduced except in full, without the written approval of UL LLC

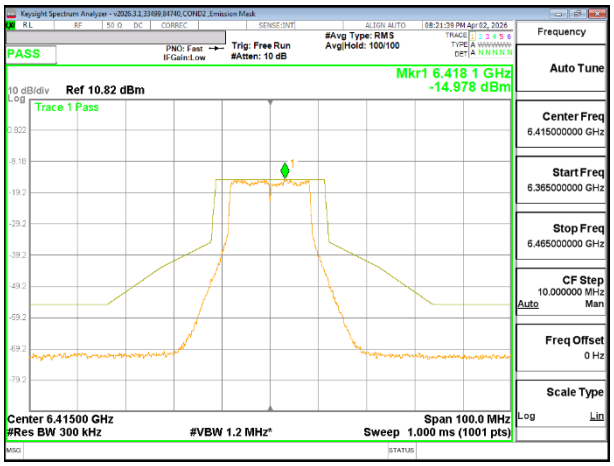

6415 MHz CHAIN 0

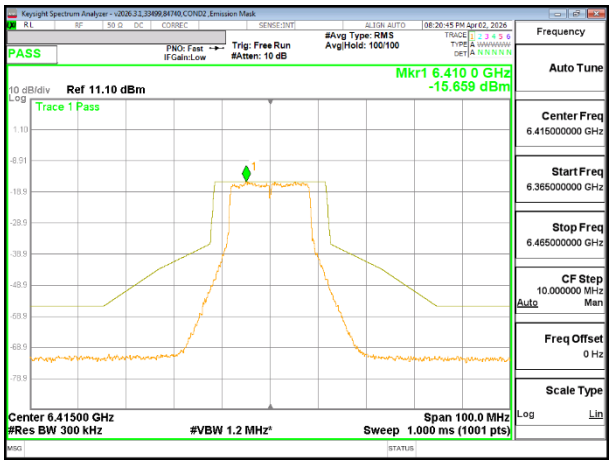

6415 MHz CHAIN 1

This report shall not be reproduced except in full, without the written approval of UL LLC