9.4.10. 802.11be EHT160 MRU MODE (WORST CASE)

STANDARD POWER

UNII-5 (484+242+996T (N))

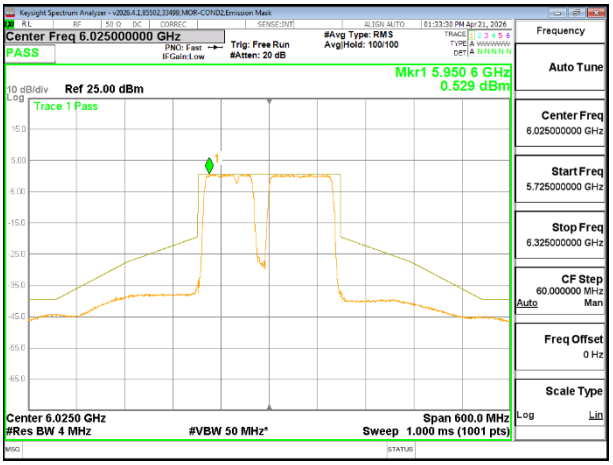

6025 MHz CHAIN 0

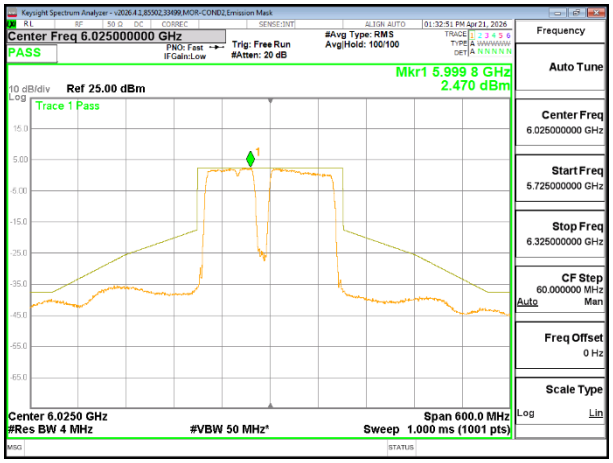

6025 MHz CHAIN 1

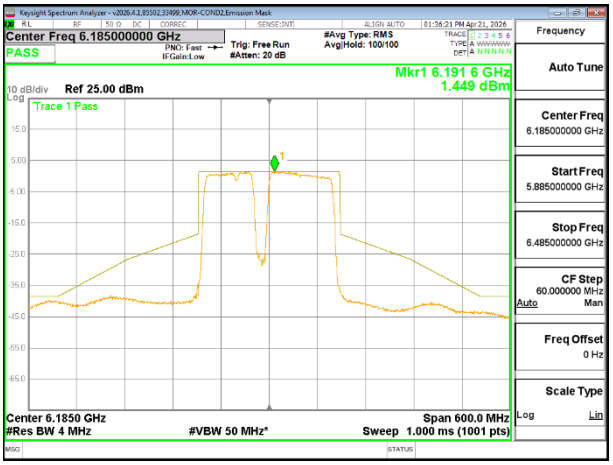

6185 MHz CHAIN 0

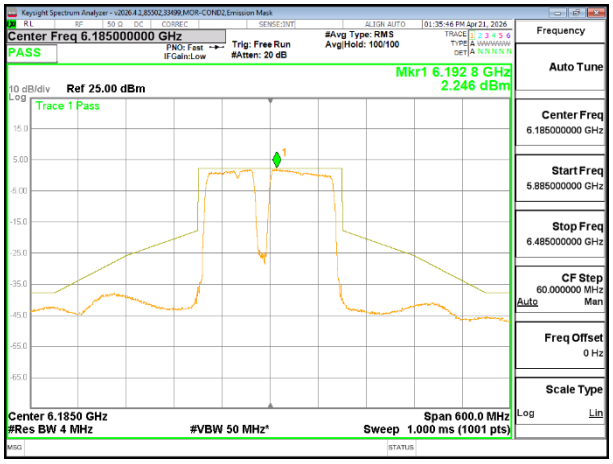

6185 MHz CHAIN 1

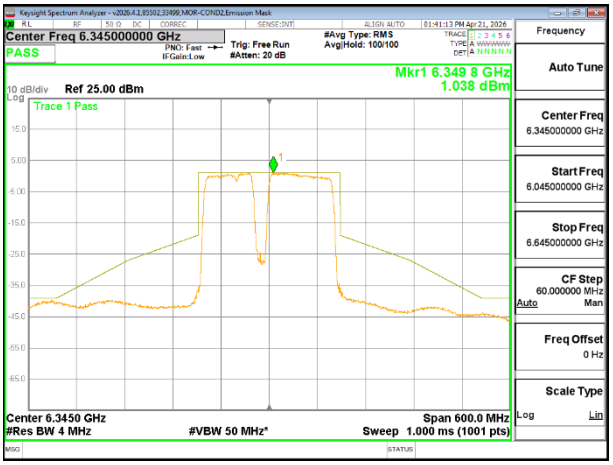

6345 MHz CHAIN 0

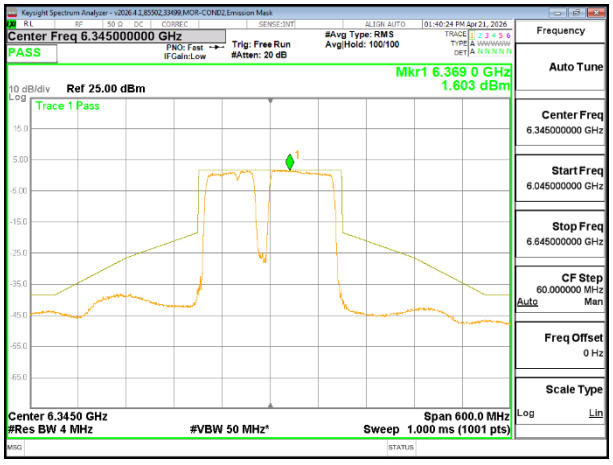

6345 MHz CHAIN 1

This report shall not be reproduced except in full, without the written approval of UL LLC

UNII-7 (996+484+242T (C))

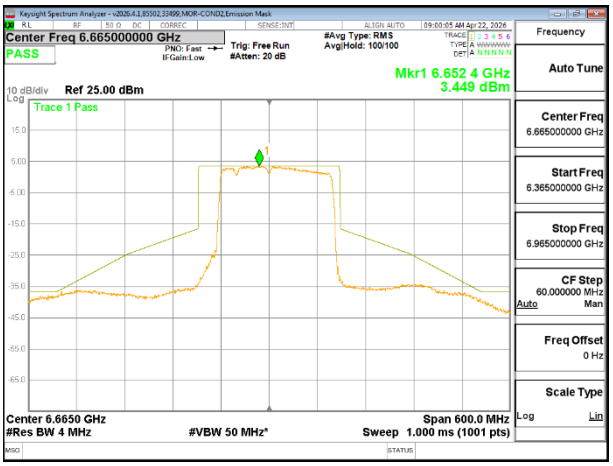

6665 MHz CHAIN 0

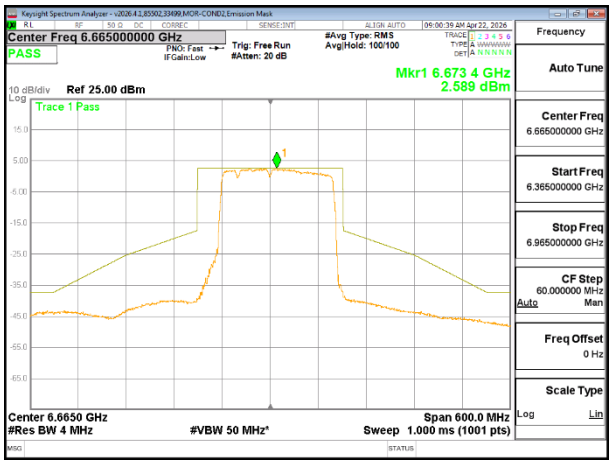

6665 MHz CHAIN 1

This report shall not be reproduced except in full, without the written approval of UL LLC

LOW POWER INDOOR

UNII-5 (484+242+996T (N))

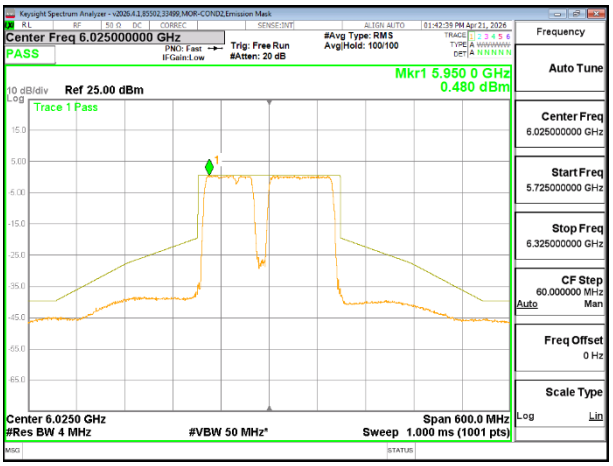

6025 MHz CHAIN 0

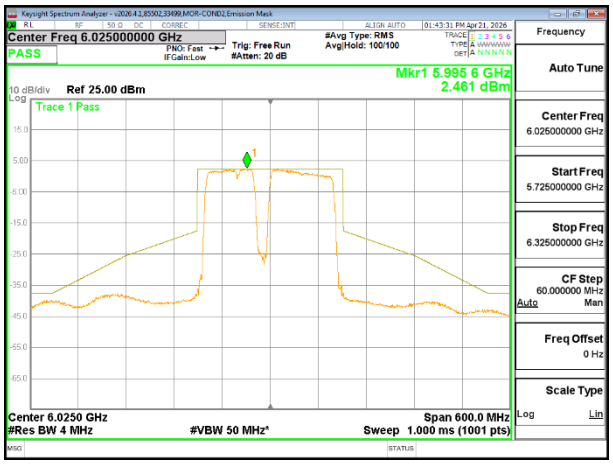

6025 MHz CHAIN 1

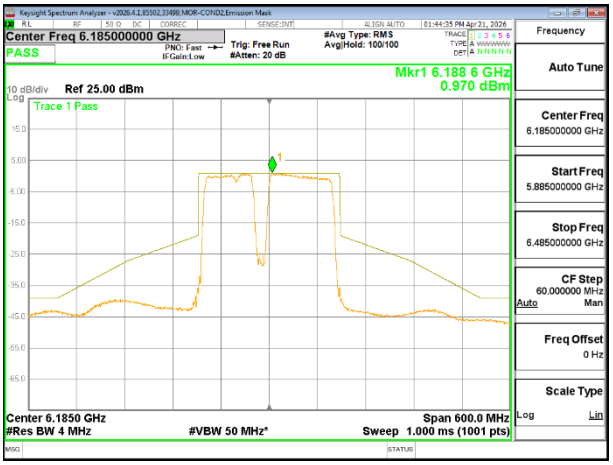

6185 MHz CHAIN 0

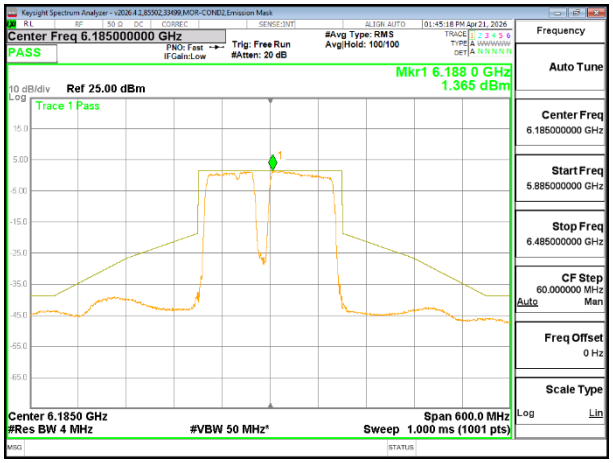

6185 MHz CHAIN 1

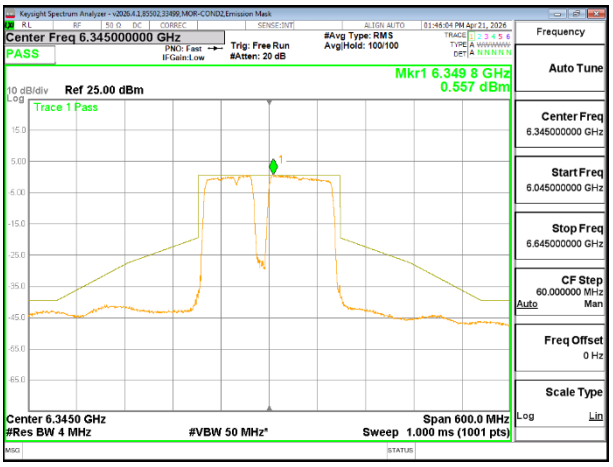

6345 MHz CHAIN 0

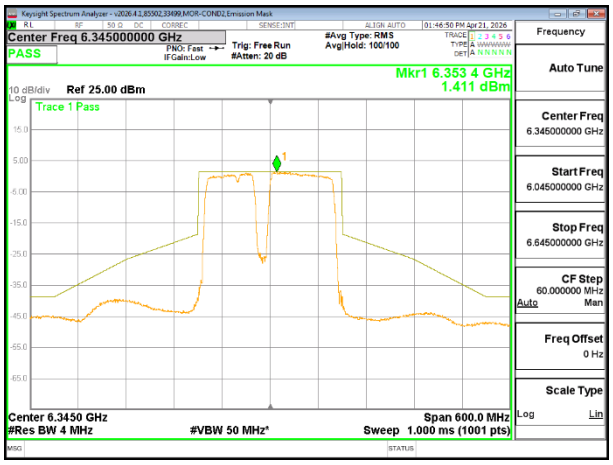

6345 MHz CHAIN 1

This report shall not be reproduced except in full, without the written approval of UL LLC

UNII-6 (996+484+242T (C))

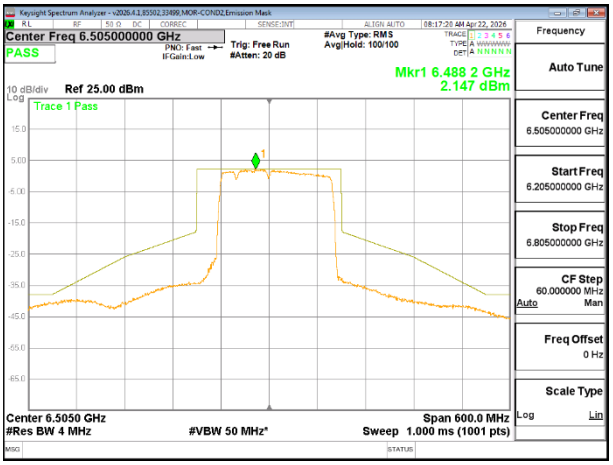

6505 MHz CHAIN 0

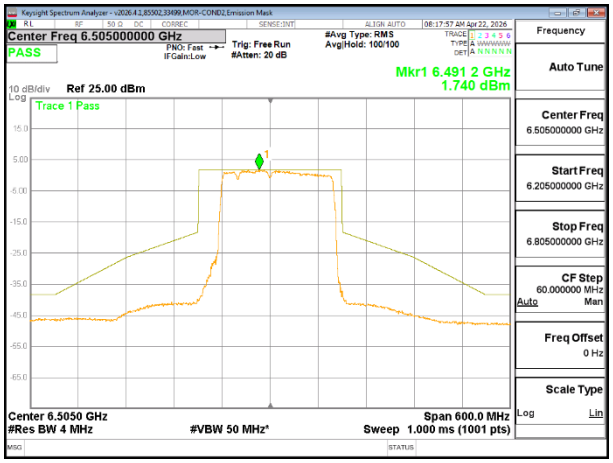

6505 MHz CHAIN 1

UNII-7 (996+484+242T (C))

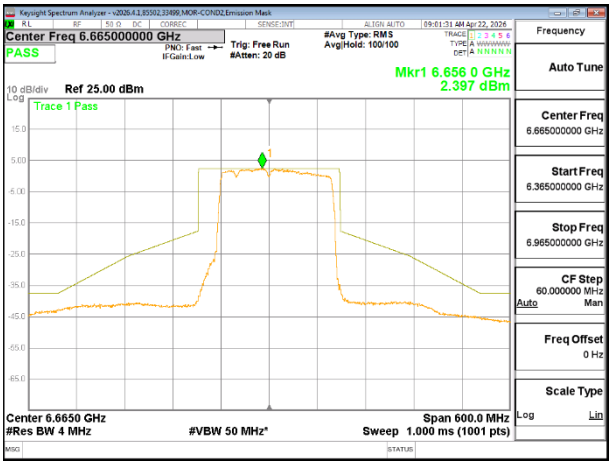

6665 MHz CHAIN 0

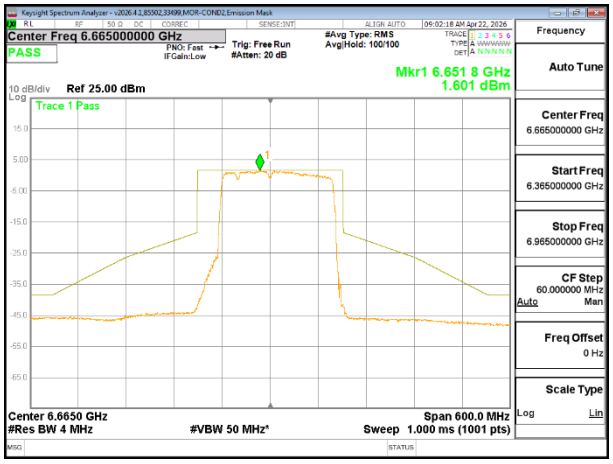

6665 MHz CHAIN 1

This report shall not be reproduced except in full, without the written approval of UL LLC

UNII-8 (242+484+996T (N))

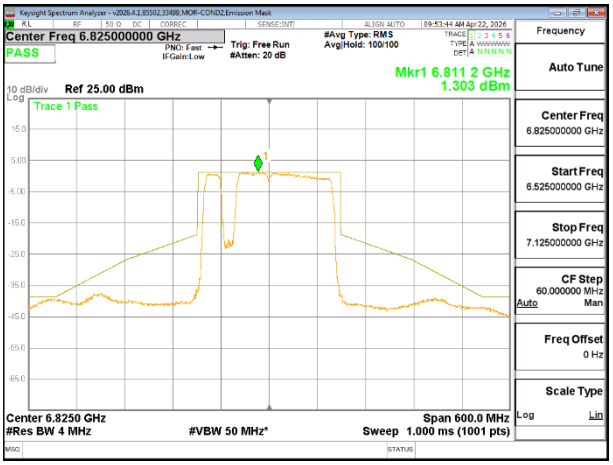

6825 MHz CHAIN 0

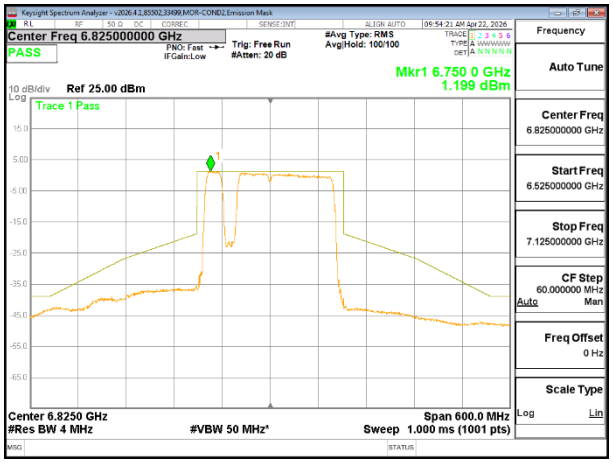

6825 MHz CHAIN 1

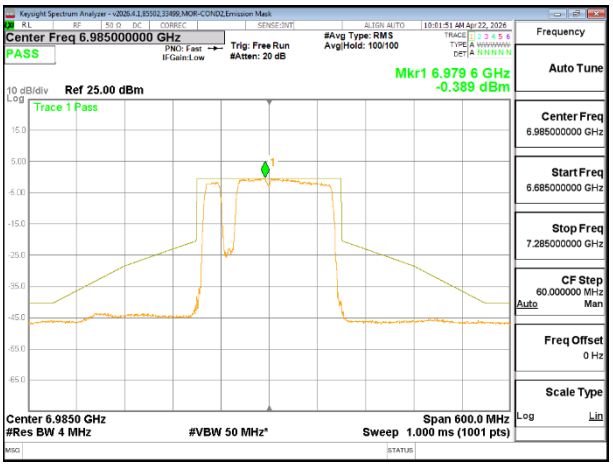

6985 MHz CHAIN 0

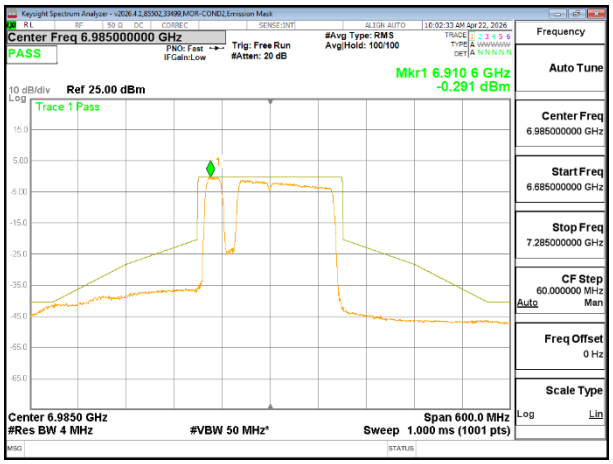

6985 MHz CHAIN 1

UL LLC
12 Laboratory Drive, Durham, NC 27713; USA
TEL: (919) 549-1400

This report shall not be reproduced except in full, without the written approval of UL LLC

VERY LOW POWER

UNII-5 (996+242+484T (N))

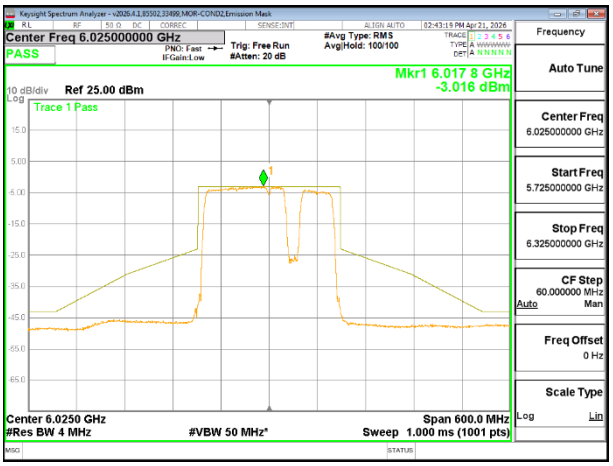

6025 MHz CHAIN 0

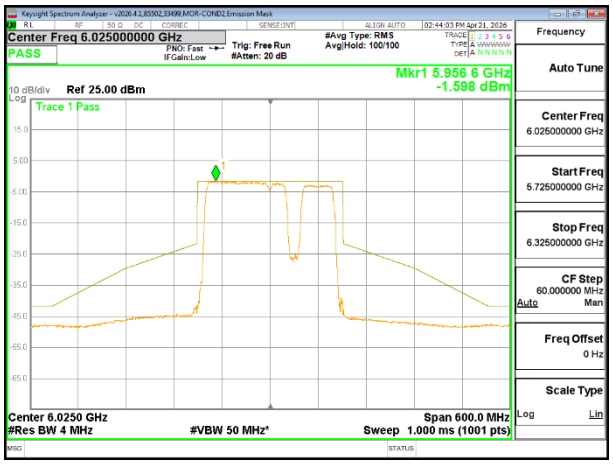

6025 MHz CHAIN 1

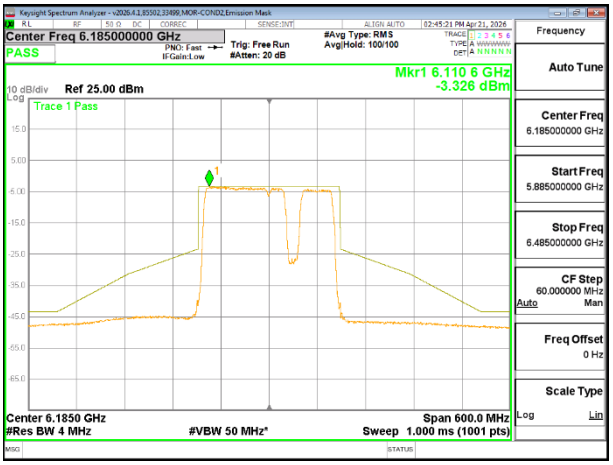

6185 MHz CHAIN 0

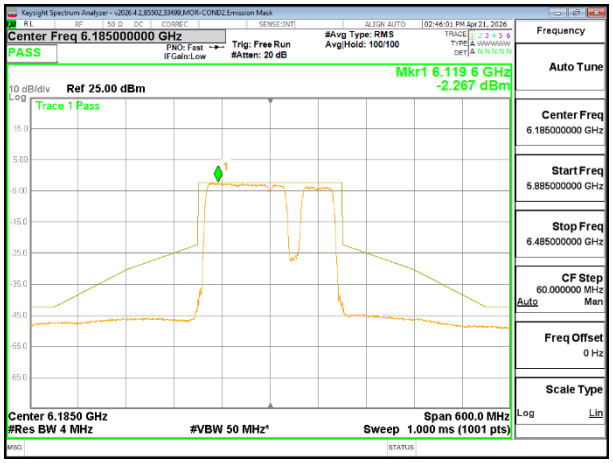

6185 MHz CHAIN 1

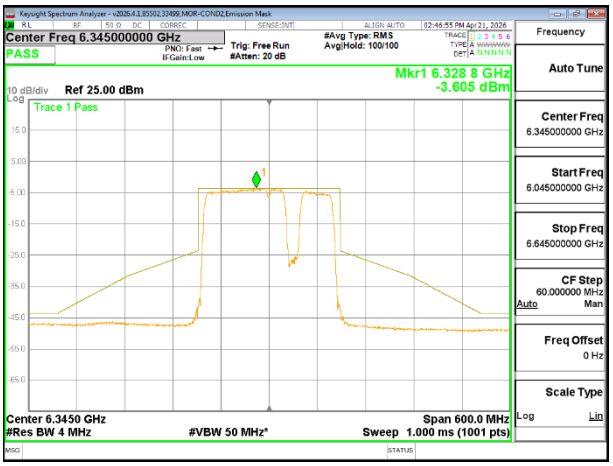

6345 MHz CHAIN 0

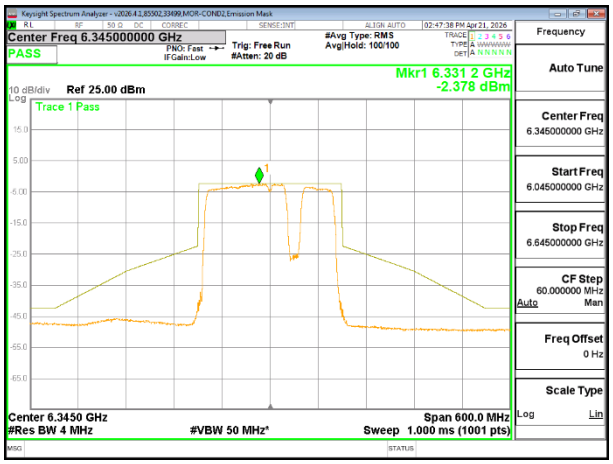

6345 MHz CHAIN 1

UL LLC
12 Laboratory Drive, Durham, NC 27713; USA
TEL: (919) 549-1400

This report shall not be reproduced except in full, without the written approval of UL LLC

UNII-6 (996+484+242T (C))

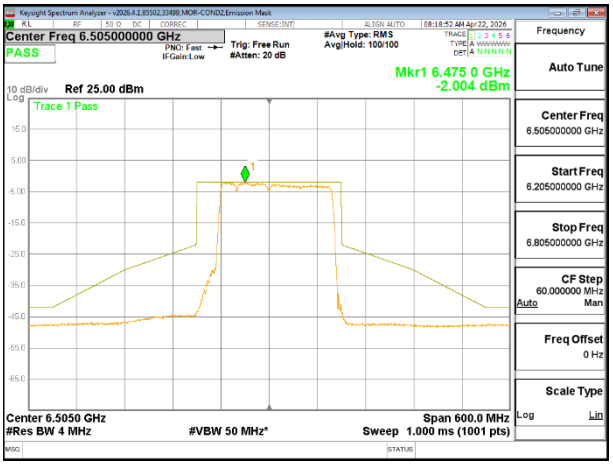

6505 MHz CHAIN 0

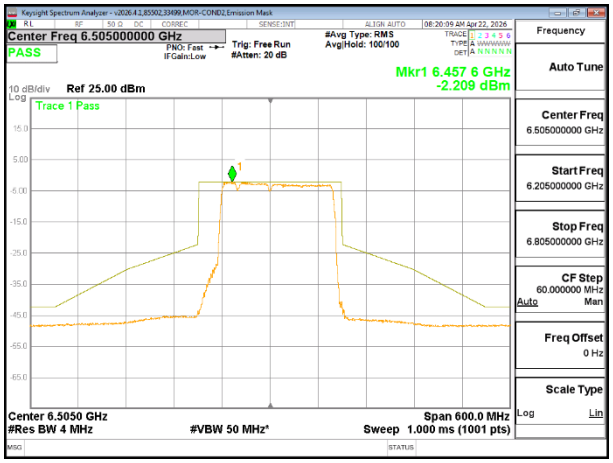

6505 MHz CHAIN 1

UNII-7 (996+484+242T (C))

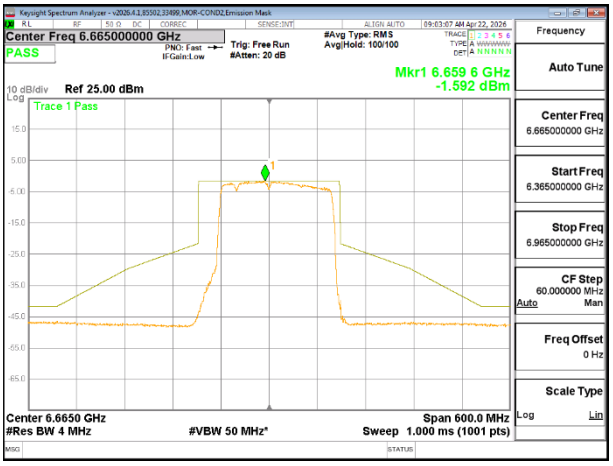

6665 MHz CHAIN 0

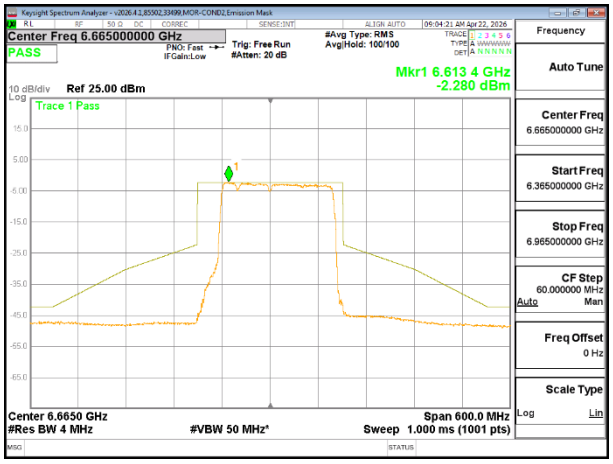

6665 MHz CHAIN 1

This report shall not be reproduced except in full, without the written approval of UL LLC

UNII-8 (242+484+996T (N))

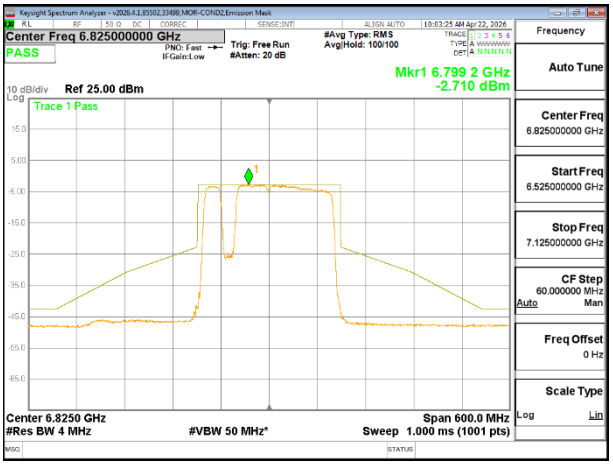

6825 MHz CHAIN 0

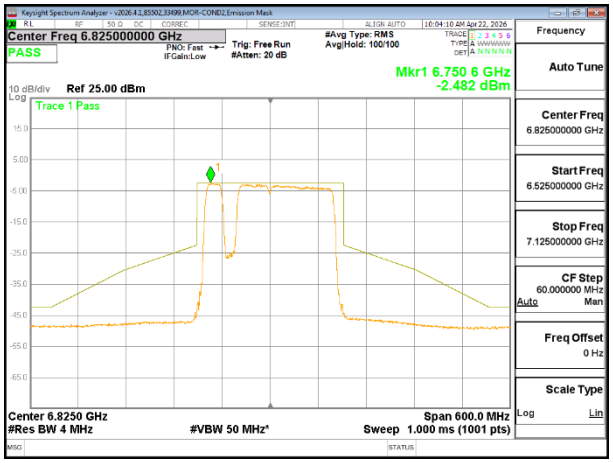

6825 MHz CHAIN 1

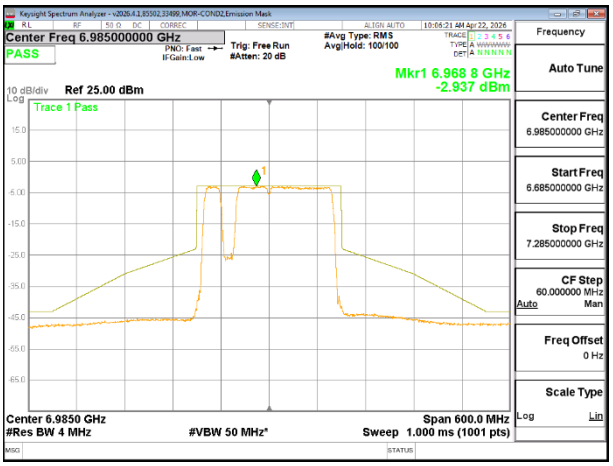

6985 MHz CHAIN 0

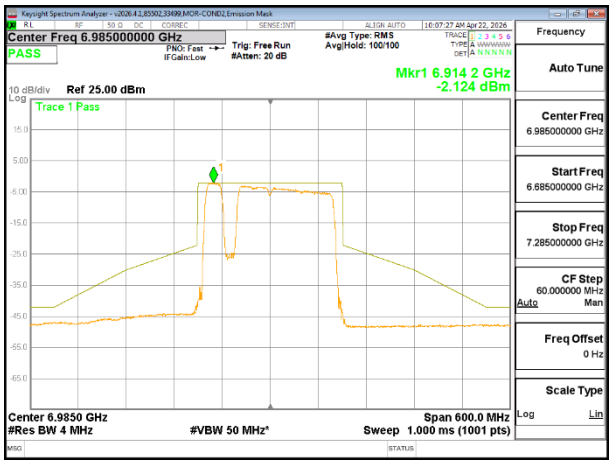

6985 MHz CHAIN 1

This report shall not be reproduced except in full, without the written approval of UL LLC

9.4.11. 802.11be EHT320 MRU MODE (WORST CASE)

STANDARD POWER

UNII-5 (996+484+2x996T (N))

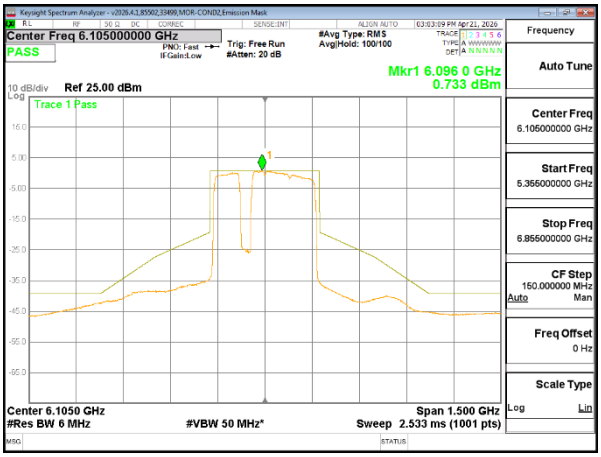

6105MHz CHAIN 0

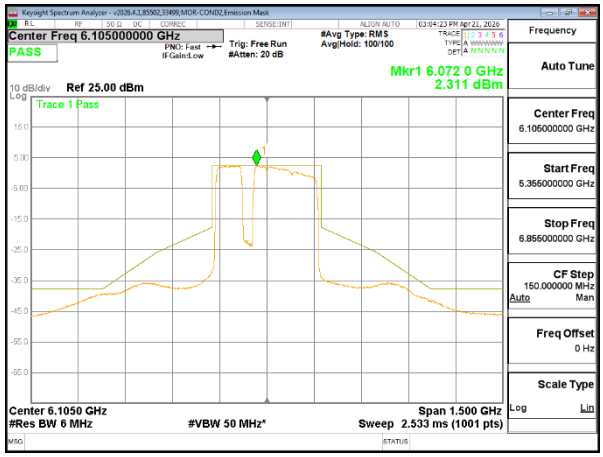

6105MHz CHAIN 1

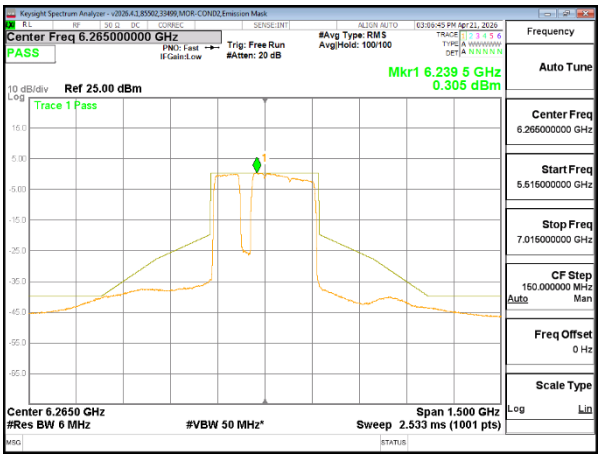

6265MHz CHAIN 0

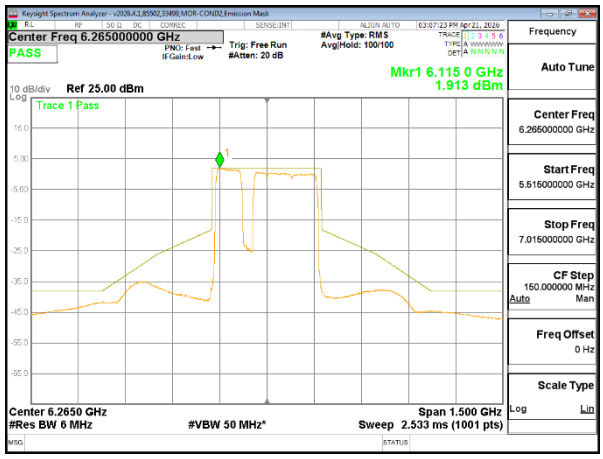

6265MHz CHAIN 1

This report shall not be reproduced except in full, without the written approval of UL LLC

LOW POWER INDOOR

UNII-5 (996+484+2x996T (N))

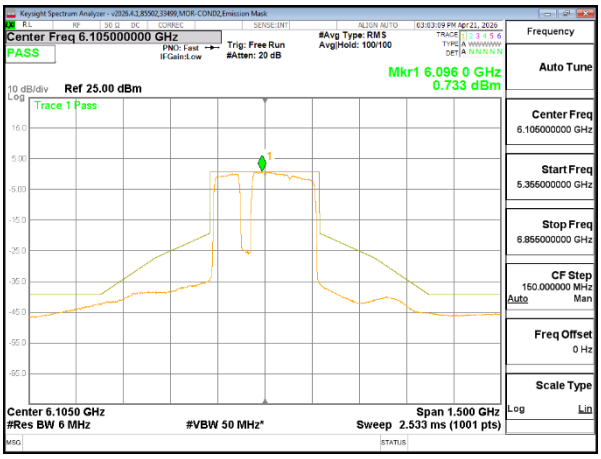

6105MHz CHAIN 0

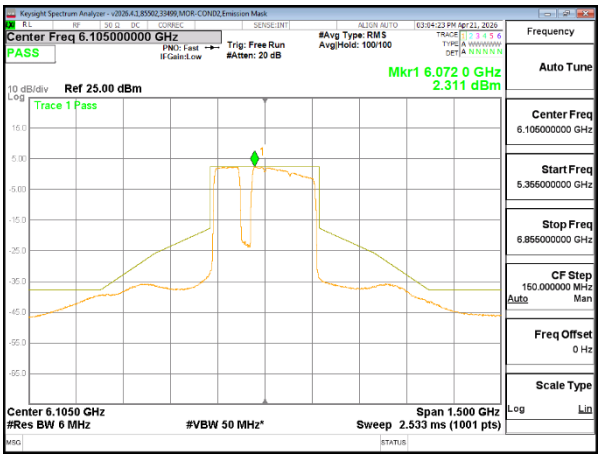

6105MHz CHAIN 1

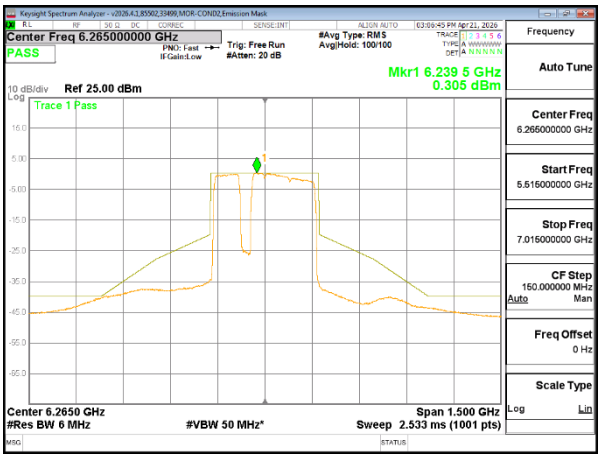

6265MHz CHAIN 0

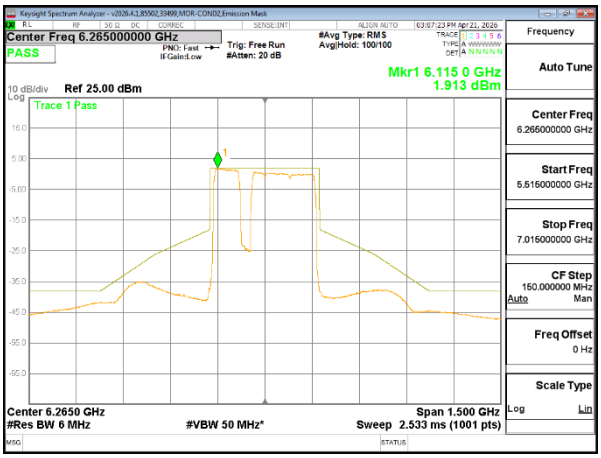

6265MHz CHAIN 1

This report shall not be reproduced except in full, without the written approval of UL LLC

UNII-6 (484+2x996T (N))

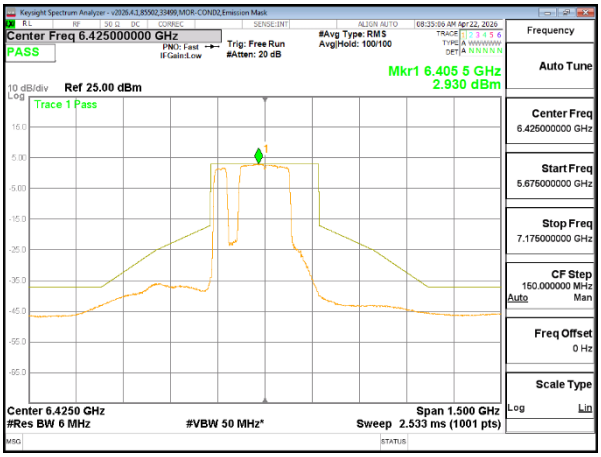

6425MHz CHAIN 0

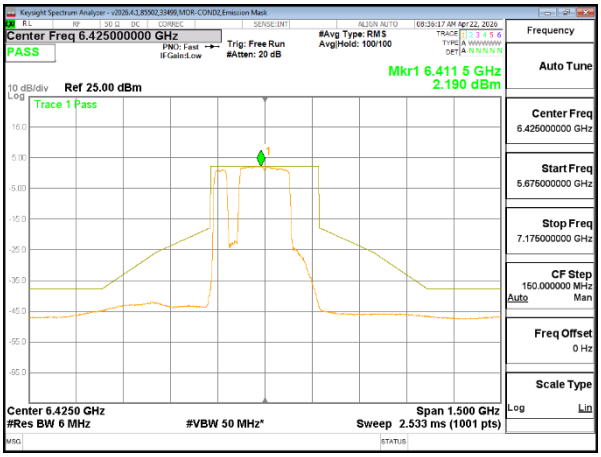

6425MHz CHAIN 1

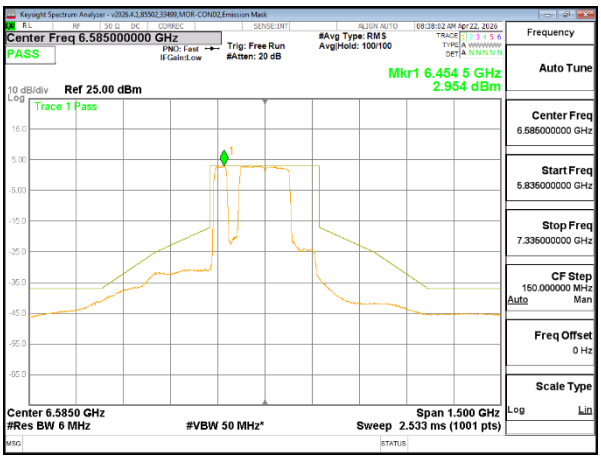

6585MHz CHAIN 0

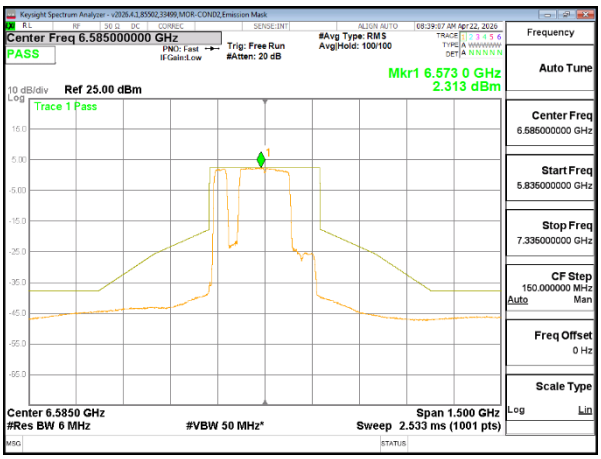

6585MHz CHAIN 1

This report shall not be reproduced except in full, without the written approval of UL LLC

UNII-8 (996+484+2x996T (N))

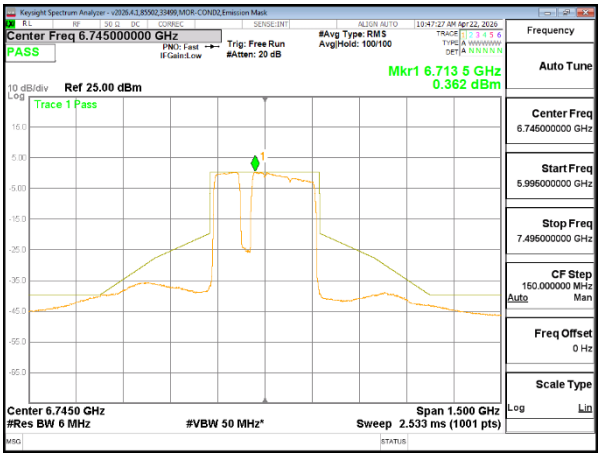

6745MHz CHAIN 0

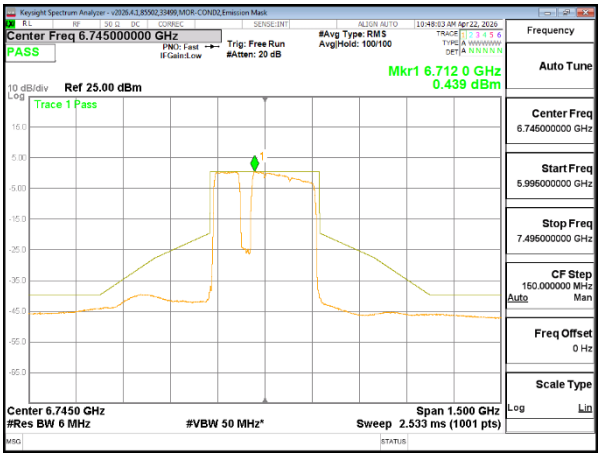

6745MHz CHAIN 1

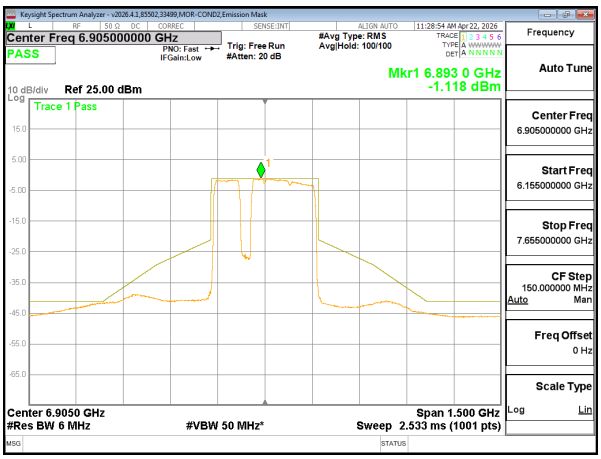

6905MHz CHAIN 0

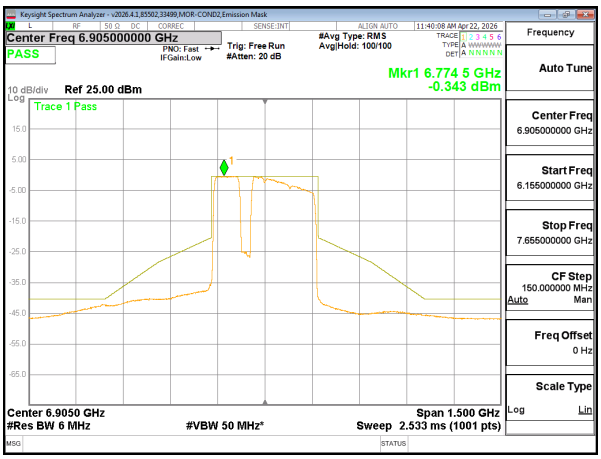

6905MHz CHAIN 1

This report shall not be reproduced except in full, without the written approval of UL LLC

VERY LOW POWER

UNII-5 (484+3x996T (N))

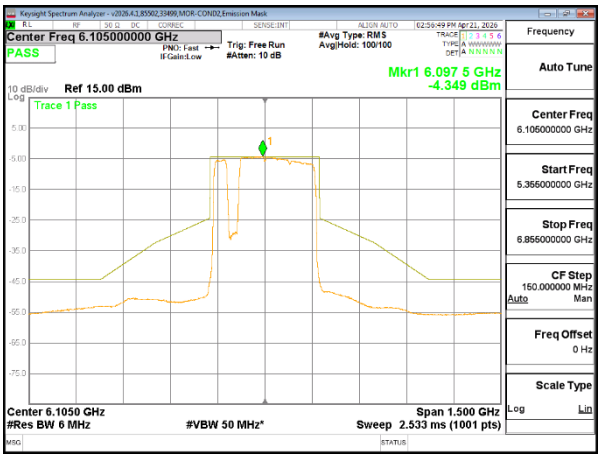

6105MHz CHAIN 0

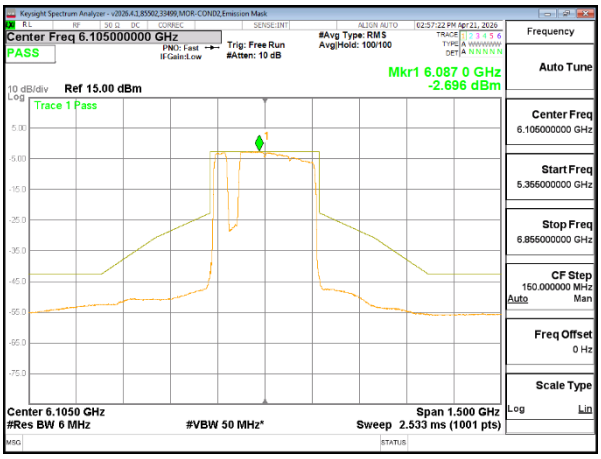

6105MHz CHAIN 1

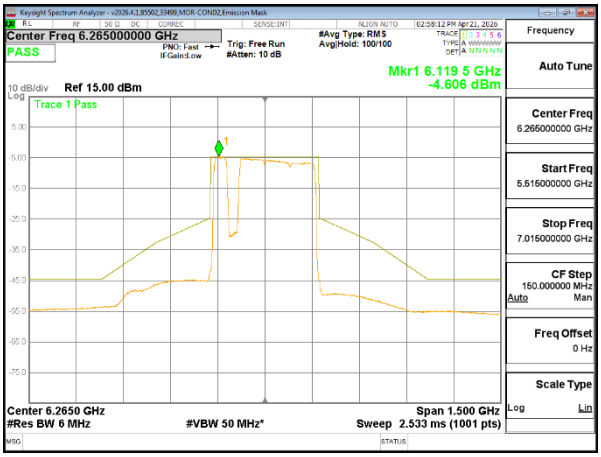

6265MHz CHAIN 0

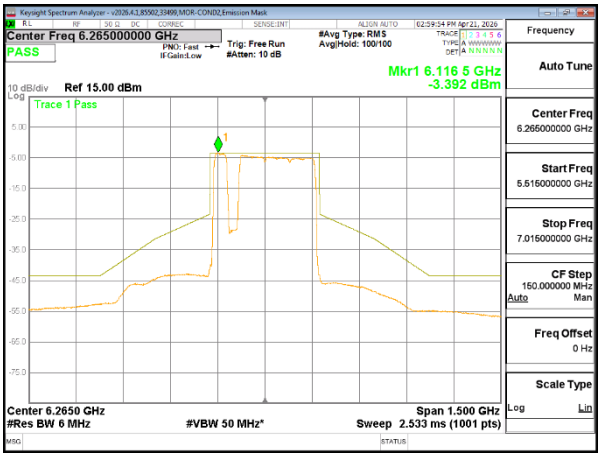

6265MHz CHAIN 1

This report shall not be reproduced except in full, without the written approval of UL LLC

UNII-6 (484+2x996T (N))

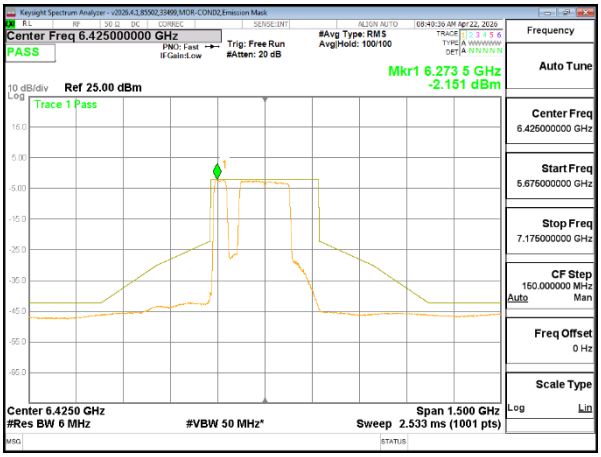

6425MHz CHAIN 0

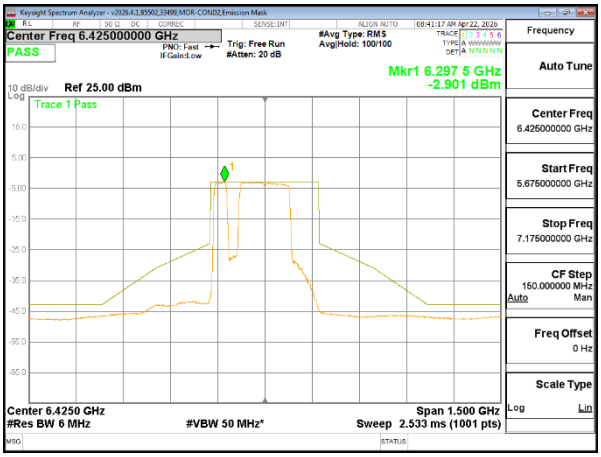

6425MHz CHAIN 1

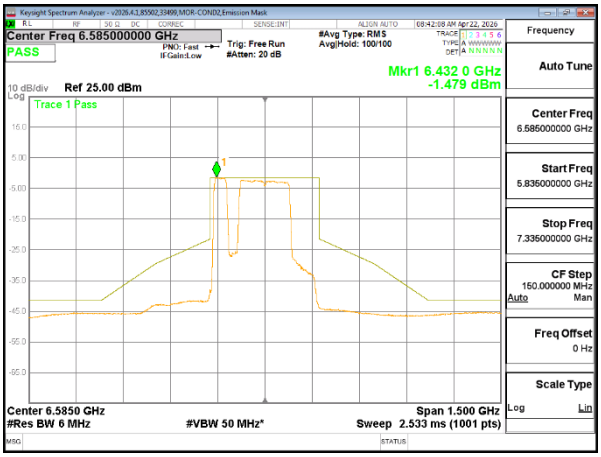

6585MHz CHAIN 0

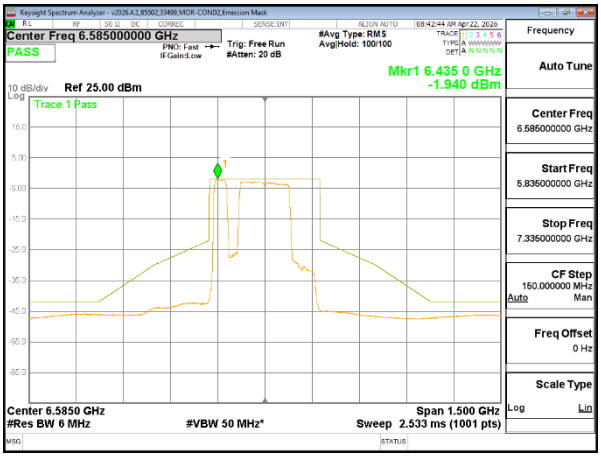

6585MHz CHAIN 1

UL LLC
12 Laboratory Drive, Durham, NC 27713; USA
TEL: (919) 549-1400

This report shall not be reproduced except in full, without the written approval of UL LLC

UNII-8 (996+484+2x996T (N))

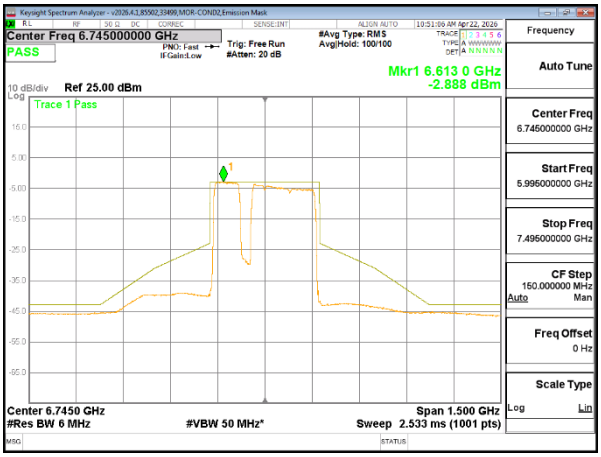

6745MHz CHAIN 0

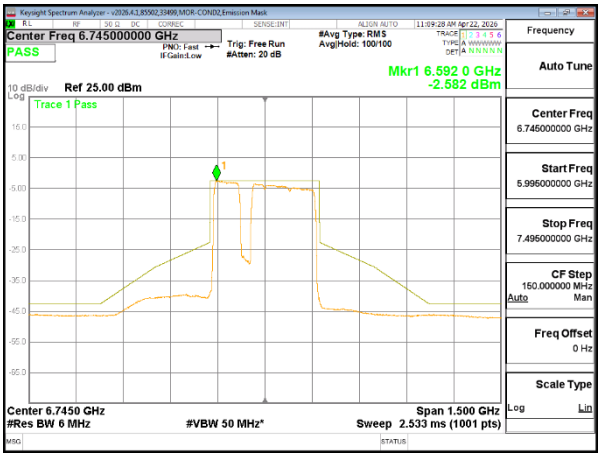

6745MHz CHAIN 1

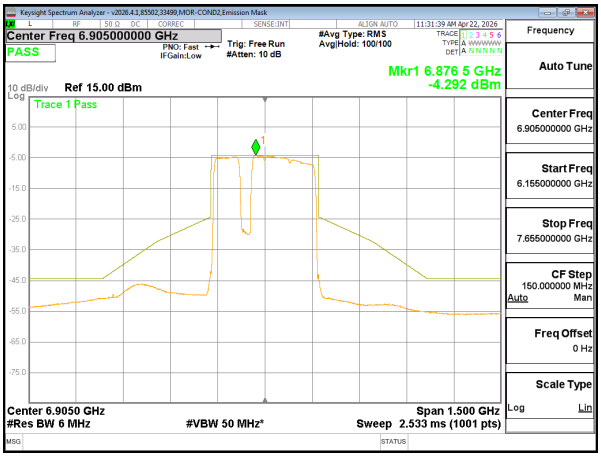

6905MHz CHAIN 0

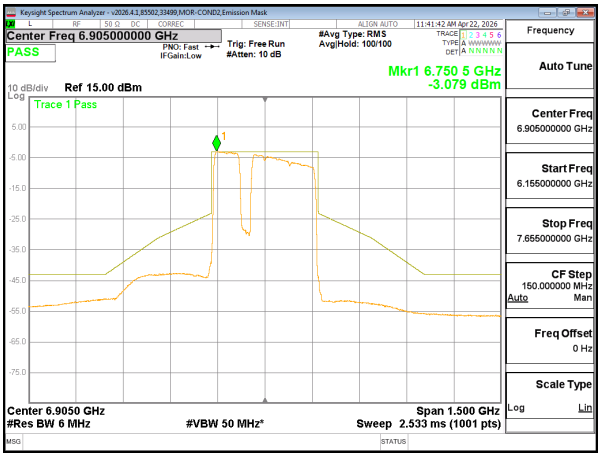

6905MHz CHAIN 1

UL LLC
12 Laboratory Drive, Durham, NC 27713; USA
TEL: (919) 549-1400

This report shall not be reproduced except in full, without the written approval of UL LLC

10. RADIATED TEST RESULTS

LIMITS

FCC §15.205 Restricted bands
FCC §15.209 and FCC §15.407(b)(6) – Unrestricted bands

Frequency Range (MHz)	Field Strength Limit (uV/m) at 3 m	Field Strength Limit (dBuV/m) at 3 m
0.009-0.490	2400/F(kHz) @ 300 m	-
0.490-1.705	24000/F(kHz) @ 30 m	-
1.705 - 30	30 @ 30m	-
30 - 88	100	40
88 - 216	150	43.5
216 - 960	200	46
Above 960	500	54

RSS-248 4.6.2 (a)
RSS-GEN 8.9, 8.10

Frequency Range (kHz)	Field Strength Limit (uA/m) at 3 m	Field Strength Limit (dBuV/m) at 3 m
0.009-0.490	6.37/F(kHz) @ 300 m	-
0.490-1.705	63.7/F(kHz) @ 30 m	-
1.705 - 30	0.08 @ 30m	-
Frequency Range (MHz)	**Field Strength Limit (uV/m) at 3 m**	**Field Strength Limit (dBuV/m) at 3 m**
30 - 88	100	40
88 - 216	150	43.5
216 - 960	200	46
Above 960	500	54

TEST PROCEDURE

The EUT is placed on a non-conducting table 80 cm above the ground plane for measurement below 1GHz; 1.5 m above the ground plane for measurement above 1GHz. The antenna to EUT distance is 3 meters. The EUT is configured in accordance with ANSI C63.10. The EUT is set to transmit in a continuous mode.

For measurements below 1 GHz the resolution bandwidth is set to 100 kHz for peak detection measurements or 120 kHz for quasi-peak detection measurements in the 30-1000MHz range, 9kHz for peak and/or quasi-peak detection measurements in the 0.15-30MHz range and 200Hz for peak and/or quasi-peak detection measurements in the 9 to 150kHz range. Peak detection is used unless otherwise noted as quasi-peak or average (9-90kHz and 110-490kHz).

For pre-scans above 1 GHz the resolution bandwidth is set to 1 MHz; the video bandwidth is set to 3MHz for peak measurements.

This report shall not be reproduced except in full, without the written approval of UL LLC

For final measurements above 1 GHz the resolution bandwidth is set to 1 MHz; the video bandwidth is set to 3 MHz for peak measurements and as applicable for average measurements. RMS averaging is used.

When applicable 15.407 (b) (8) may be used:
The emission measurements shall be performed using a minimum resolution bandwidth of 1 MHz. A lower resolution bandwidth may be employed near the band edge, when necessary, provided the measured energy is integrated to show the total power over 1 MHz.

The spectrum from 9kHz to 1GHz and 18GHz to 40 GHz is investigated with the transmitter set to transmit at the channel with highest output power as worst-case scenario. 1GHz to 18GHz was set to the lowest, middle, and highest channels in the 6 GHz bands.

The frequency range of interest is monitored at a fixed antenna height and EUT azimuth. The EUT is rotated through 360 degrees to maximize emissions received. The antenna is scanned from 1 to 4 meters above the ground plane to further maximize the emission. Measurements are made with the antenna polarized in both the vertical and the horizontal positions.

The following test data was performed:
Test Location: Chamber 1 (9kHz-30MHz, 30-1000MHz, 1-40GHz) and Chamber 2 (1-18GHz),
Tester ID(s): 115747/11993, 115746/11993, 115752/11993, 85501, 115620/11993, 116120/11993
Date: 2026-03-20 to 2026-04-01

UL LLC
12 Laboratory Drive, Durham, NC 27713; USA TEL: (919) 549-1400
This report shall not be reproduced except in full, without the written approval of UL LLC

10.1. TRANSMITTER OUTSIDE 5.925-7.125 GHz , 1-18GHz

10.1.1. TX ABOVE 1 GHz 2Tx MODE IN THE UNII-5 BAND

BANDEDGE (WORST CASE: 802.11be EHT20 26T)

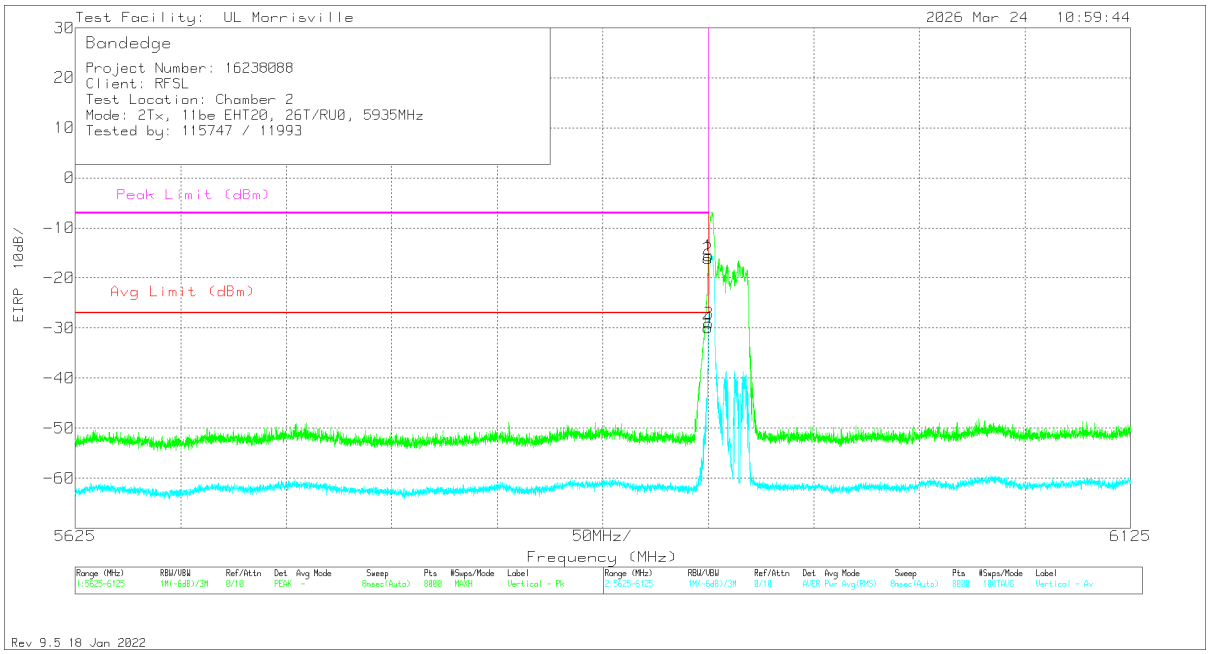

VERTICAL RESULT

Marker	Frequency (MHz)	Meter Reading (dBm)	Det	88761 (dB/m)	Gain/Loss (dB)	Conversion Factor (dB)	Corrected Reading EIRP	Avg Limit (dBm)	Margin (dB)	Peak Limit (dBm)	PK Margin (dB)	Azimuth (Degs)	Height (cm)	Polarity
2	5924.976	-38.83	Pk	35.1	-24.2	11.8	-16.13	-	-	-7	-9.13	355	133	V
4	5924.976	-52.67	RMS	35.1	-24.2	11.8	-29.97	-27	-2.97	-	-	355	132	V
1	5925	-38.39	Pk	35.2	-24.2	11.8	-15.59	-	-	-7	-8.59	355	133	V
3	5925	-51.82	RMS	35.2	-24.2	11.8	-29.02	-27	-2.02	-	-	355	132	V

Pk - Peak detector
RMS - RMS detection

This report shall not be reproduced except in full, without the written approval of UL LLC

BANDEDGE TEST DATA

Mode	Fund. Freq. [MHz]	Marker	Meas Freq. (GHz)	Meter Reading (dBm)	Det	135143 (dB/m)	Gain/Loss (dB)	Conversion Factor (dB)	DC Corr (dB)	Corrected Reading EIRP	Avg Limit (dBm)	Margin (dB)	Peak Limit (dBm)	PK Margin (dB)	Azimuth (Degs)	Height (cm)	Polarity
802.11a	5935	2	5.924726	-34.93	Pk	35.1	-24.2	11.8	0	-12.23	-	-	-7	-5.23	97	121	H
		4	5.924976	-52.28	RMS	35.1	-24.2	11.8	0.29	-29.29	-27	-2.29	-	-	97	121	H
		1	5.925	-35.89	Pk	35.2	-24.2	11.8	0	-13.09	-	-	-7	-6.09	97	121	H
		3	5.925	-52.28	RMS	35.2	-24.2	11.8	0.29	-29.19	-27	-2.19	-	-	97	121	H
		2	5.924851	-46.48	Pk	35.1	-24.2	11.8	0	-23.78	-	-	-7	-16.78	21	118	V
		4	5.924913	-60.6	RMS	35.1	-24.2	11.8	0.29	-37.61	-27	-10.61	-	-	21	118	V
		1	5.925	-46.76	Pk	35.2	-24.2	11.8	0	-23.96	-	-	-7	-16.96	21	118	V
		3	5.925	-61.85	RMS	35.2	-24.2	11.8	0.29	-38.76	-27	-11.76	-	-	21	118	V
	5955	4	5.92204	-82.84	RMS	35.1	-22.8	11.8	0.29	-58.45	-27	-31.45	-	-	292	137	H
		2	5.92223	-71.23	Pk	35.1	-22.8	11.8	0	-47.13	-	-	-7	-40.13	292	137	H
		1	5.92498	-72.88	Pk	35.1	-22.7	11.8	0	-48.68	-	-	-7	-41.68	292	137	H
		3	5.92498	-83.88	RMS	35.1	-22.7	11.8	0.29	-59.39	-27	-32.39	-	-	292	137	H
		2	5.9216	-70.88	Pk	35.1	-22.8	11.8	0	-46.78	-	-	-7	-39.78	352	110	V
		4	5.92423	-82.19	RMS	35.1	-22.8	11.8	0.29	-57.8	-27	-30.8	-	-	352	110	V
		1	5.92498	-72.81	Pk	35.1	-22.7	11.8	0	-48.61	-	-	-7	-41.61	352	110	V
		3	5.92498	-82.49	RMS	35.1	-22.7	11.8	0.29	-58	-27	-31	-	-	352	110	V
802.11be EHT20 242T	5935	2	5.924976	-31.94	Pk	35.1	-24.2	11.8	0	-9.24	-	-	-7	-2.24	88	114	H
		4	5.924976	-56.05	RMS	35.1	-24.2	11.8	0	-33.35	-27	-6.35	-	-	88	114	H
		1	5.925	-31.87	Pk	35.2	-24.2	11.8	0	-9.07	-	-	-7	-2.07	88	114	H
		3	5.925	-56.05	RMS	35.2	-24.2	11.8	0	-33.25	-27	-6.25	-	-	88	114	H
		2	5.924976	-42.97	Pk	35.1	-24.2	11.8	0	-20.27	-	-	-7	-13.27	353	119	V
		4	5.924976	-52.96	RMS	35.1	-24.2	11.8	0	-30.26	-27	-3.26	-	-	353	118	V
		1	5.925	-42.73	Pk	35.2	-24.2	11.8	0	-19.93	-	-	-7	-12.93	353	119	V
		3	5.925	-52.54	RMS	35.2	-24.2	11.8	0	-29.74	-27	-2.74	-	-	353	118	V
	5955	4	5.92373	-72.22	RMS	35.1	-22.8	11.8	0	-48.12	-27	-21.12	-	-	333	107	H
		2	5.92491	-54.63	Pk	35.1	-22.7	11.8	0	-30.43	-	-	-7	-23.43	333	107	H
		1	5.92498	-54.83	Pk	35.1	-22.7	11.8	0	-30.63	-	-	-7	-23.63	333	107	H
		3	5.92498	-74.09	RMS	35.1	-22.7	11.8	0	-49.89	-27	-22.89	-	-	333	107	H
		2	5.92379	-51.36	Pk	35.1	-22.8	11.8	0	-27.26	-	-	-7	-20.26	333	107	V
		4	5.92485	-71.4	RMS	35.1	-22.7	11.8	0	-47.2	-27	-20.2	-	-	333	107	V
		1	5.92498	-52.35	Pk	35.1	-22.7	11.8	0	-28.15	-	-	-7	-21.15	333	107	V
		3	5.92498	-70.53	RMS	35.1	-22.7	11.8	0	-46.33	-27	-19.33	-	-	333	107	V
802.11be EHT40 484T	5965	2	5.92092	-53.01	Pk	35.1	-22.8	11.8	0	-28.91	-	-	-7	-21.91	340	203	H
		4	5.92411	-67.06	RMS	35.1	-22.8	11.8	0	-42.96	-27	-15.96	-	-	340	203	H
		1	5.92498	-55.46	Pk	35.1	-22.7	11.8	0	-31.26	-	-	-7	-24.26	340	203	H
		3	5.92498	-67.6	RMS	35.1	-22.7	11.8	0	-43.4	-27	-16.4	-	-	340	203	H
		4	5.92463	-69.17	RMS	35.1	-22.8	11.8	0	-45.07	-27	-18.07	-	-	333	221	V
		2	5.9249	-54.38	Pk	35.1	-22.7	11.8	0	-30.18	-	-	-7	-23.18	333	221	V
		1	5.92498	-57.09	Pk	35.1	-22.7	11.8	0	-32.89	-	-	-7	-25.89	333	221	V
		3	5.92498	-69.58	RMS	35.1	-22.7	11.8	0	-45.38	-27	-18.38	-	-	333	221	V
802.11be EHT80 996T	5985	2	5.91253	-55.6	Pk	35.1	-22.5	11.8	0	-31.2	-	-	-7	-24.2	106	216	H
		4	5.91368	-68.54	RMS	35.1	-22.5	11.8	0	-44.14	-27	-17.14	-	-	106	216	H
		1	5.92497	-58.32	Pk	35.1	-22.7	11.8	0	-34.12	-	-	-7	-27.12	106	216	H
		3	5.92497	-69.46	RMS	35.1	-22.7	11.8	0	-45.26	-27	-18.26	-	-	106	216	H
		4	5.92145	-64.55	RMS	35.1	-22.8	11.8	0	-40.45	-27	-13.45	-	-	32	211	V
		2	5.92252	-51.75	Pk	35.1	-22.8	11.8	0	-27.65	-	-	-7	-20.65	32	211	V
		1	5.92497	-53.96	Pk	35.1	-22.7	11.8	0	-29.76	-	-	-7	-22.76	32	211	V
		3	5.92497	-65.72	RMS	35.1	-22.7	11.8	0	-41.52	-27	-14.52	-	-	32	211	V
802.11be EHT160 2x996T	6025	2	5.90247	-48.41	Pk	35.1	-22.4	11.8	0	-23.91	-	-	-7	-16.91	119	148	H
		4	5.90266	-61.24	RMS	35.1	-22.4	11.8	0	-36.74	-27	-9.74	-	-	119	148	H
		1	5.92498	-55.23	Pk	35.1	-22.7	11.8	0	-31.03	-	-	-7	-24.03	119	148	H
		3	5.92498	-66.28	RMS	35.1	-22.7	11.8	0	-42.08	-27	-15.08	-	-	119	148	H
		4	5.90254	-65.07	RMS	35.1	-22.4	11.8	0	-40.57	-27	-13.57	-	-	86	173	V
		2	5.9026	-51.11	Pk	35.1	-22.4	11.8	0	-26.61	-	-	-7	-19.61	86	173	V
		1	5.92498	-57.23	Pk	35.1	-22.7	11.8	0	-33.03	-	-	-7	-26.03	86	173	V
		3	5.92498	-68.04	RMS	35.1	-22.7	11.8	0	-43.84	-27	-16.84	-	-	86	173	V
802.11be EHT320 SU	6105	2	5.82894	-58.32	Pk	34.9	-22.9	11.8	0	-34.52	-	-	-7	-27.52	95	204	H
		4	5.9139	-76.44	RMS	35.1	-22.5	11.8	0	-52.04	-27	-25.04	-	-	95	204	H
		1	5.92494	-65.98	Pk	35.1	-22.7	11.8	0	-41.78	-	-	-7	-34.78	95	204	H
		3	5.92494	-77.47	RMS	35.1	-22.7	11.8	0	-53.27	-27	-26.27	-	-	95	204	H
		2	5.85304	-55.93	Pk	34.9	-22.9	11.8	0	-32.13	-	-	-7	-25.13	326	204	V
		4	5.91887	-73.26	RMS	35.1	-22.7	11.8	0	-49.06	-27	-22.06	-	-	326	204	V
		1	5.92494	-64.29	Pk	35.1	-22.7	11.8	0	-40.09	-	-	-7	-33.09	326	204	V
		3	5.92494	-73.88	RMS	35.1	-22.7	11.8	0	-49.68	-27	-22.68	-	-	326	204	V

UL LLC
12 Laboratory Drive, Durham, NC 27713; USA TEL: (919) 549-1400
This report shall not be reproduced except in full, without the written approval of UL LLC

Mode	Fund Freq. [MHz]	Marker	Meas Freq. (GHz)	Meter Reading (dBm)	Det	135143 (dB/m)	Gain/Loss (dB)	Conversion Factor (dB)	DC Corr (dB)	Corrected Reading EIRP	Avg Limit (dBm)	Margin (dB)	Peak Limit (dBm)	PK Margin (dB)	Azimuth (Degs)	Height (cm)	Polarity
802.11be EHT20 26T (WC RU)	5935	2	5.924976	-32.85	Pk	35.1	-24.2	11.8	0	-10.15	-	-	-7	-3.15	358	133	H
		4	5.924976	-58.04	RMS	35.1	-24.2	11.8	0	-35.34	-27	-8.34	-	-	358	133	H
		1	5.925	-32.39	Pk	35.2	-24.2	11.8	0	-9.59	-	-	-7	-2.59	358	133	H
		3	5.925	-58.04	RMS	35.2	-24.2	11.8	0	-35.24	-27	-8.24	-	-	358	133	H
		2	5.924976	-38.83	Pk	35.1	-24.2	11.8	0	-16.13	-	-	-7	-9.13	355	133	V
		4	5.924976	-52.67	RMS	35.1	-24.2	11.8	0	-29.97	-27	-2.97	-	-	355	132	V
		1	5.925	-38.39	Pk	35.2	-24.2	11.8	0	-15.59	-	-	-7	-8.59	355	133	V
		3	5.925	-51.82	RMS	35.2	-24.2	11.8	0	-29.02	-27	-2.02	-	-	355	132	V
	5955	4	5.92435	-74.95	RMS	35.1	-22.8	11.8	0	-50.85	-27	-23.85	-	-	355	208	H
		2	5.92448	-57.12	Pk	35.1	-22.8	11.8	0	-33.02	-	-	-7	-26.02	355	208	H
		1	5.92498	-61.6	Pk	35.1	-22.7	11.8	0	-37.4	-	-	-7	-30.4	355	208	H
		3	5.92498	-79.46	RMS	35.1	-22.7	11.8	0	-55.26	-27	-28.26	-	-	355	208	H
		4	5.92216	-79.8	RMS	35.1	-22.8	11.8	0	-55.7	-27	-28.7	-	-	33	220	V
		2	5.92223	-57.99	Pk	35.1	-22.8	11.8	0	-33.89	-	-	-7	-26.89	33	220	V
		1	5.92498	-64.55	Pk	35.1	-22.7	11.8	0	-40.35	-	-	-7	-33.35	33	220	V
		3	5.92498	-81.73	RMS	35.1	-22.7	11.8	0	-57.53	-27	-30.53	-	-	33	220	V
802.11be EHT320 996+484+2x996T (WC MRU)	6105	4	5.84885	-69.38	RMS	34.9	-23.5	11.8	0	-46.18	-27	-19.18	-	-	340	210	H
		2	5.84914	-54.19	Pk	34.9	-23.5	11.8	0	-30.99	-	-	-7	-23.99	340	210	H
		1	5.92491	-64.19	Pk	35.1	-22.7	11.8	0	-39.99	-	-	-7	-32.99	340	210	H
		3	5.92491	-74.89	RMS	35.1	-22.7	11.8	0	-50.69	-27	-23.69	-	-	340	210	H
		4	5.84865	-71.73	RMS	34.9	-23.6	11.8	0	-48.63	-27	-21.63	-	-	326	202	V
		2	5.84905	-56.33	Pk	34.9	-23.5	11.8	0	-33.13	-	-	-7	-26.13	326	202	V
		1	5.92491	-66.79	Pk	35.1	-22.7	11.8	0	-42.59	-	-	-7	-35.59	326	202	V
		3	5.92491	-78.25	RMS	35.1	-22.7	11.8	0	-54.05	-27	-27.05	-	-	326	202	V

Pk - Peak detector
RMS - RMS detection

UL LLC
12 Laboratory Drive, Durham, NC 27713; USA
TEL: (919) 549-1400
This report shall not be reproduced except in full, without the written approval of UL LLC

HARMONICS AND SPURIOUS EMISSIONS (WORST CASE: 802.11be EHT20 52T)

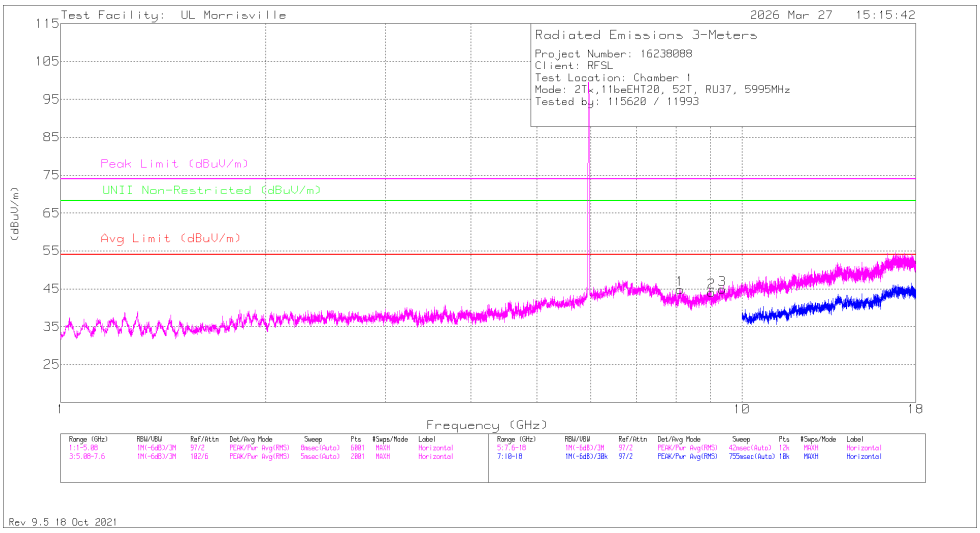

HORIZONTAL

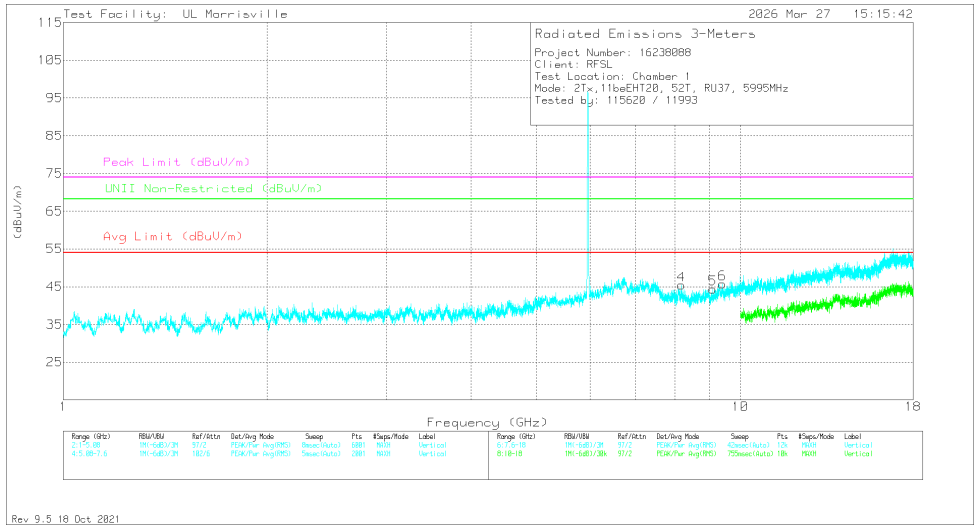

VERTICAL

Marker	Frequency (GHz)	Meter Reading (dBuV)	Det	88761 ACF (dB)	Gain/Loss (dB)	Filter (dB)	Corrected Reading (dBuV/m)	Avg Limit (dBuV/m)	Margin (dB)	Peak Limit (dBuV/m)	PK Margin (dB)	UNII Non-Restricted (dBuV/m)	PK Margin (dB)	Azimuth (Degs)	Height (cm)	Polarity
1	* ** 8.11567	50.5	Pk	35.7	-42.2	.8	44.8	54	-9.2	74	-29.2	-	-	0-360	101	H
2	* ** 9.02133	50.68	Pk	36.1	-43	.4	44.18	54	-9.82	74	-29.82	-	-	0-360	101	H
3	* ** 9.3524	50.07	Pk	36.4	-41.8	.2	44.87	54	-9.13	74	-29.13	-	-	0-360	101	H
4	* ** 8.19107	51.42	Pk	35.8	-42.5	.7	45.42	54	-8.58	74	-28.58	-	-	0-360	200	V
5	* ** 9.10973	49.6	Pk	36.2	-41.9	.5	44.4	54	-9.6	74	-29.6	-	-	0-360	200	V
6	* ** 9.407	49.56	Pk	36.5	-40.7	.4	45.76	54	-8.24	74	-28.24	-	-	0-360	101	V

* - indicates frequency in CFR47 Pt 15 / IC RSS-Restricted Band
** - indicates frequency in Taiwan NCC LP0002 Restricted Band
Pk - Peak detector

This report shall not be reproduced except in full, without the written approval of UL LLC

HARMONICS AND SPURIOUS EMISSIONS DATA

Mode	Fund Freq. [MHz]	Meas Freq. (GHz)	Meter Reading (dBuV)	Det	88761 (dB/m)	Gain/Loss (dB)	Filter (dB)	DC Corr (dB)	Corrected Reading (dBuV/m)	Avg Limit (dBuV/m)	Margin (dB)	Peak Limit (dBuV/m)	PK Margin (dB)	UNII Non-Restricted (dBuV/m)	PK Margin (dB)	Azimuth (Degs)	Height (cm)	Polarity
802.11be EHT320 3x996+484T	6105	* ** 1.58412	54.66	Pk	28.2	-49.6	0	0	33.26	54	-20.74	74	-40.74	-	-	0-360	199	H
		* ** 3.69552	52.78	Pk	33.1	-46.6	0	0	39.28	54	-14.72	74	-34.72	-	-	0-360	101	H
		* ** 2.292	55.56	Pk	32.2	-48.6	0	0	39.16	54	-14.84	74	-34.84	-	-	0-360	199	V
		* ** 4.01784	51.82	Pk	33.4	-45.7	0	0	39.52	54	-14.48	74	-34.48	-	-	0-360	199	V
		* ** 9.095867	49.77	Pk	36	-41.5	.5	0	44.77	54	-9.23	74	-29.23	-	-	0-360	199	H
		* ** 8.3826	49.95	Pk	35.9	-41.5	.5	0	44.85	54	-9.15	74	-29.15	-	-	0-360	199	V
	6265	* ** 1.55624	55.03	Pk	28	-49.4	0	0	33.63	54	-20.37	74	-40.37	-	-	0-360	200	H
		* ** 3.93216	52.96	Pk	33.4	-46.5	0	0	39.86	54	-14.14	74	-34.14	-	-	0-360	100	H
		* ** 1.5848	55.11	Pk	28.2	-49.6	0	0	33.71	54	-20.29	74	-40.29	-	-	0-360	200	V
		* ** 4.22116	52.64	Pk	33.6	-46.2	0	0	40.04	54	-13.96	74	-33.96	-	-	0-360	200	V
		* ** 9.076801	49.27	Pk	36	-41.7	.6	0	44.17	54	-9.83	74	-29.83	-	-	0-360	101	H
		* ** 8.1694	50.7	Pk	36	-42	.6	0	45.3	54	-8.7	74	-28.7	-	-	0-360	199	V
802.11be EHT20 52T	5955	* ** 8.11567	50.5	Pk	35.7	-42.2	.8	0	44.8	54	-9.2	74	-29.2	-	-	0-360	101	H
		* ** 9.02133	50.68	Pk	36.1	-43	.4	0	44.18	54	-9.82	74	-29.82	-	-	0-360	101	H
		* ** 9.3524	50.07	Pk	36.4	-41.8	.2	0	44.87	54	-9.13	74	-29.13	-	-	0-360	101	H
		* ** 8.19107	51.42	Pk	35.8	-42.5	.7	0	45.42	54	-8.58	74	-28.58	-	-	0-360	200	V
		* ** 9.10973	49.6	Pk	36.2	-41.9	.5	0	44.4	54	-9.6	74	-29.6	-	-	0-360	200	V
		* ** 9.407	49.56	Pk	36.5	-40.7	.4	0	45.76	54	-8.24	74	-28.24	-	-	0-360	101	V
	6175	* ** 4.73252	52.83	Pk	34.1	-45.1	0	0	41.83	54	-12.17	74	-32.17	-	-	0-360	199	H
		* ** 2.75712	54.1	Pk	32.3	-46.1	0	0	40.3	54	-13.7	74	-33.7	-	-	0-360	199	V
		* ** 4.92156	52.4	Pk	34.1	-44.4	0	0	42.1	54	-11.9	74	-31.9	-	-	0-360	101	V
		* ** 5.4454	34.47	Pk	34.6	-23.6	0	0	45.47	54	-8.53	74	-28.53	-	-	0-360	199	H
		* ** 7.566237	35.46	PK-U	35.6	-16	0	0	55.06	-	-	74	-18.94	-	-	102	364	H
		* ** 7.566756	23.27	ADR	35.6	-16	0	0	42.87	54	-11.13	-	-	-	-	102	364	H
		* ** 7.511864	35.28	PK-U	35.6	-16.8	0	0	54.08	-	-	74	-19.92	-	-	121	312	V
		* ** 7.511073	23.49	ADR	35.6	-16.9	0	0	42.19	54	-11.81	-	-	-	-	121	312	V
	6415	* ** 2.75984	54.12	Pk	32.3	-45.8	0	0	40.62	54	-13.38	74	-33.38	-	-	0-360	199	H
		* ** 4.59176	51.99	Pk	34	-44.9	0	0	41.09	54	-12.91	74	-32.91	-	-	0-360	199	H
		* ** 2.87816	52.69	Pk	32.6	-45.9	0	0	39.39	54	-14.61	74	-34.61	-	-	0-360	199	V
		* ** 4.69104	52.24	Pk	34.1	-44.6	0	0	41.74	54	-12.26	74	-32.26	-	-	0-360	199	V
		* ** 7.513868	34.78	PK-U	35.6	-16.6	0	0	53.78	-	-	74	-20.22	-	-	90	364	H
		* ** 7.516154	23.15	ADR	35.6	-16.5	0	0	42.25	54	-11.75	-	-	-	-	90	364	H
		* ** 7.462412	34.5	PK-U	35.5	-17.2	0	0	52.8	-	-	74	-21.2	-	-	351	303	V
		* ** 7.46083	23.03	ADR	35.5	-17.3	0	0	41.23	54	-12.77	-	-	-	-	351	303	V
		7.24972	34.51	Pk	35.4	-16.6	0	0	53.31	-	-	-	-	68.2	-14.89	0-360	101	V

* - indicates frequency in CFR47 Pt 15 / IC RSS-Restricted Band
** - indicates frequency in Taiwan NCC LP0002 Restricted Band
Pk - Peak detector
PK-U - Maximum Peak
ADR - RMS average

UL LLC
12 Laboratory Drive, Durham, NC 27713; USA TEL: (919) 549-1400
This report shall not be reproduced except in full, without the written approval of UL LLC

10.1.2. TX ABOVE 1 GHz 2Tx MODE IN THE UNII-6 BAND

HARMONICS AND SPURIOUS EMISSIONS (WORST CASE: 802.11be EHT320 996+484+996T)

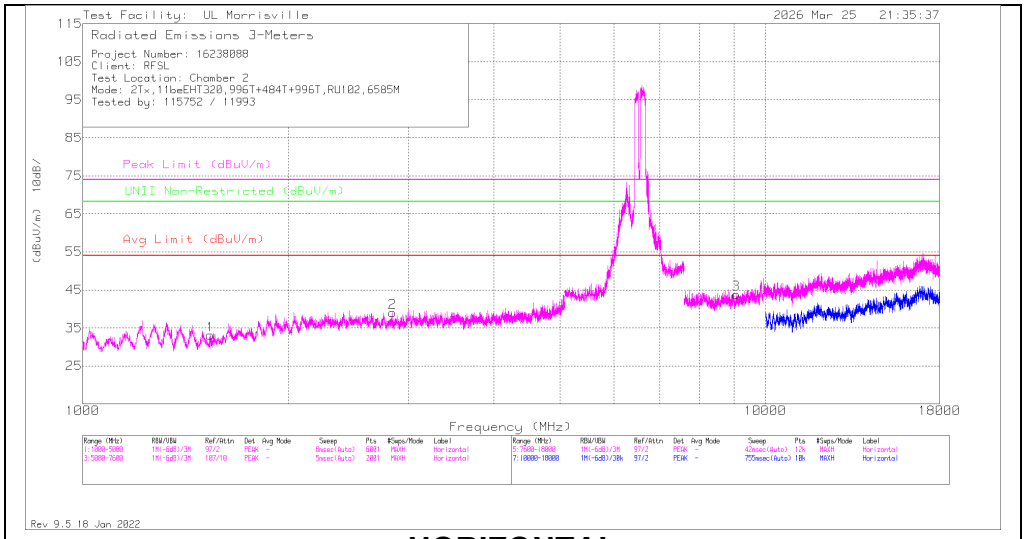

HORIZONTAL

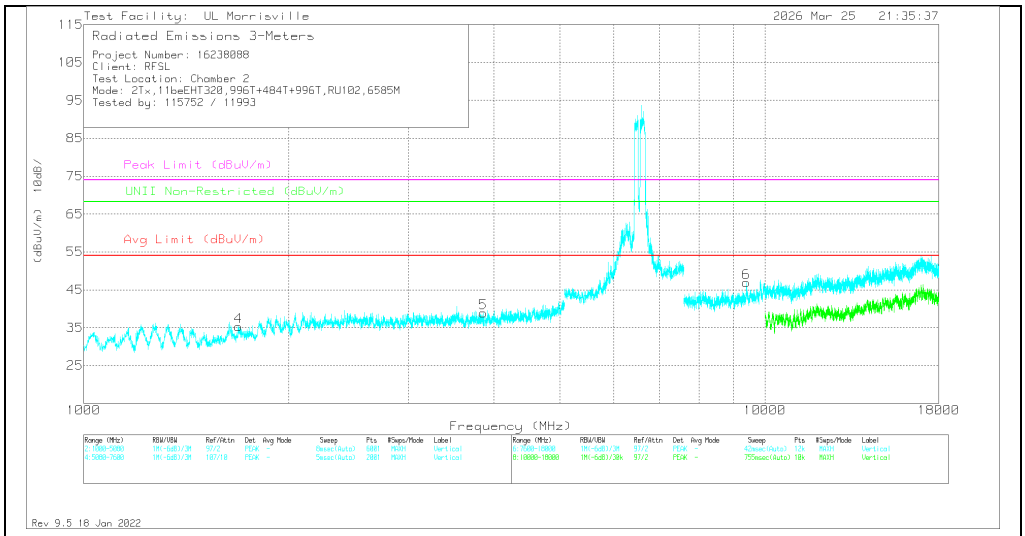

VERTICAL

Marker	Frequency (MHz)	Meter Reading (dBuV)	Det	88761 (dB/m)	Gain/Loss (dB)	Filter (dB)	Corrected Reading (dBuV/m)	Avg Limit (dBuV/m)	Margin (dB)	Peak Limit (dBuV/m)	PK Margin (dB)	UNII Non-Restricted (dBuV/m)	PK Margin (dB)	Azimuth (Degs)	Height (cm)	Polarity
1	* ** 1537.2	53.99	Pk	27.9	-48.8	0	33.09	54	-20.91	74	-40.91	-	-	0-360	100	H
2	* ** 2842.8	53	Pk	32.5	-46.5	0	39	54	-15	74	-35	-	-	0-360	200	H
4	* ** 1686.12	55.42	Pk	29.3	-49.4	0	35.32	54	-18.68	74	-38.68	-	-	0-360	200	V
5	* ** 3857.36	51.7	Pk	33.3	-46.1	0	38.9	54	-15.1	74	-35.1	-	-	0-360	200	V
3	* ** 9065.534	48.98	Pk	36	-41.7	.6	43.88	54	-10.12	74	-30.12	-	-	0-360	101	H
6	* ** 9396.601	51.37	Pk	36.4	-41.2	.4	46.97	54	-7.03	74	-27.03	-	-	0-360	200	V

* - indicates frequency in CFR47 Pt 15 / IC RSS-Restricted Band
** - indicates frequency in Taiwan NCC LP0002 Restricted Band
Pk - Peak detector

This report shall not be reproduced except in full, without the written approval of UL LLC

HARMONICS AND SPURIOUS EMISSIONS DATA

Mode	Fund Freq. [MHz]	Meas Freq. (GHz)	Meter Reading (dBuV)	Det	88761 (dB/m)	Gain/Loss (dB)	Filter (dB)	DC Corr (dB)	Corrected Reading (dBuV/m)	Avg Limit (dBuV/m)	Margin (dB)	Peak Limit (dBuV/m)	PK Margin (dB)	UNII Non-Restricted (dBuV/m)	PK Margin (dB)	Azimuth (Degs)	Height (cm)	Polarity
802.11be EHT320 996+484+996T(N)	6425	* ** 1.5066	56.3	Pk	27.9	-49.3	0	0	34.9	54	-19.1	74	-39.1	-	-	0-360	100	H
		* ** 3.80636	52.75	Pk	33.3	-45.9	0	0	40.15	54	-13.85	74	-33.85	-	-	0-360	200	H
		* ** 2.27262	55.97	Pk	32.1	-48.8	0	0	39.27	54	-14.73	74	-34.73	-	-	0-360	200	V
		* ** 4.09332	52.52	Pk	33.4	-46.7	0	0	39.22	54	-14.78	74	-34.78	-	-	0-360	101	V
		* ** 9.091534	49.43	Pk	36	-41.7	.5	0	44.23	54	-9.77	74	-29.77	-	-	0-360	199	H
		* ** 9.408734	50.25	Pk	36.4	-41.1	.4	0	45.95	54	-8.05	74	-28.05	-	-	0-360	199	V
		9.854201	49.87	Pk	37.1	-40	.7	0	47.67	-	-	-	-	68.2	-20.53	0-360	101	V
	6585	* ** 1.5372	53.99	Pk	27.9	-48.8	0	0	33.09	54	-20.91	74	-40.91	-	-	0-360	100	H
		* ** 2.8428	53	Pk	32.5	-46.5	0	0	39	54	-15	74	-35	-	-	0-360	200	H
		* ** 1.68612	55.42	Pk	29.3	-49.4	0	0	35.32	54	-18.68	74	-38.68	-	-	0-360	200	V
		* ** 3.85736	51.7	Pk	33.3	-46.1	0	0	38.9	54	-15.1	74	-35.1	-	-	0-360	200	V
		* ** 9.065534	48.98	Pk	36	-41.7	.6	0	43.88	54	-10.12	74	-30.12	-	-	0-360	101	H
		* ** 9.396601	51.37	Pk	36.4	-41.2	.4	0	46.97	54	-7.03	74	-27.03	-	-	0-360	200	V
802.11a	6435	* ** 4.55844	52.27	Pk	34	-45.1	0	0	41.17	54	-12.83	74	-32.83	-	-	0-360	200	H
		* ** 5.03512	52.32	Pk	34.1	-42.8	0	0	43.62	54	-10.38	74	-30.38	-	-	0-360	200	V
		* ** 7.568784	34.24	PK-U	35.6	-15.7	0	0	54.14	-	-	74	-19.86	-	-	99	343	H
		* ** 7.568376	23.03	ADR	35.6	-15.7	0	.29	43.22	54	-10.78	-	-	-	-	99	343	H
		* ** 5.39752	33.85	Pk	34.5	-23.3	0	0	45.05	54	-8.95	74	-28.95	-	-	0-360	199	V
		* ** 738668	34.87	PK-U	35.5	-17.2	0	0	53.17	-	-	74	-20.83	-	-	43	273	V
		* ** 7.386497	23.3	ADR	35.5	-17.2	0	.29	41.89	54	-12.11	-	-	-	-	43	273	V
		* ** 9.407867	50.79	Pk	36.4	-41	.4	0	46.59	54	-7.41	74	-27.41	-	-	0-360	200	H
	6475	* ** 2.75984	53.24	Pk	32.3	-45.8	0	0	39.74	54	-14.26	74	-34.26	-	-	0-360	101	H
		* ** 3.71864	52.02	Pk	33.2	-46	0	0	39.22	54	-14.78	74	-34.78	-	-	0-360	199	V
		* ** 4.11372	52.89	Pk	33.5	-46	0	0	40.39	54	-13.61	74	-33.61	-	-	0-360	199	V
		* ** 8.123467	49.92	Pk	36	-41.9	.9	0	44.92	54	-9.08	74	-29.08	-	-	0-360	200	H
		* ** 8.150334	50.41	Pk	36	-42.5	.7	0	44.61	54	-9.39	74	-29.39	-	-	0-360	101	V
		3.3392	51.79	Pk	32.9	-45.8	0	0	38.89	-	-	-	-	68.2	-29.31	0-360	101	H
	6515	* ** 2.89108	53.88	Pk	32.6	-46.2	0	0	40.28	54	-13.72	74	-33.72	-	-	0-360	199	H
		* ** 4.9848	51.49	Pk	34.1	-43.3	0	0	42.29	54	-11.71	74	-31.71	-	-	0-360	101	H
		* ** 4.20688	52.46	Pk	33.6	-45.8	0	0	40.26	54	-13.74	74	-33.74	-	-	0-360	101	V
		* ** 5.07864	50.65	Pk	34.2	-41.9	0	0	42.95	54	-11.05	74	-31.05	-	-	0-360	101	V
		* ** 7.474269	34.25	PK-U	35.6	-16.8	0	0	53.05	-	-	74	-20.95	-	-	202	263	H
		* ** 7.475532	23.18	ADR	35.6	-17	0	0.29	42.07	54	-11.93	-	-	-	-	202	263	H
		* ** 7.429459	34.88	PK-U	35.5	-16.6	0	0	53.78	-	-	74	-20.22	-	-	99	297	V
		* ** 7.429859	23.21	ADR	35.5	-16.5	0	0.29	42.5	54	-11.5	-	-	-	-	99	297	V

* - indicates frequency in CFR47 Pt 15 / IC RSS-Restricted Band
** - indicates frequency in Taiwan NCC LP0002 Restricted Band
Pk - Peak detector
PK-U - Maximum Peak
ADR - RMS average

UL LLC
12 Laboratory Drive, Durham, NC 27713; USA TEL: (919) 549-1400
This report shall not be reproduced except in full, without the written approval of UL LLC

10.1.3. TX ABOVE 1 GHz 2Tx MODE IN THE UNII-7 BAND

HARMONICS AND SPURIOUS EMISSIONS (WORST CASE: 802.11be EHT20 26T)

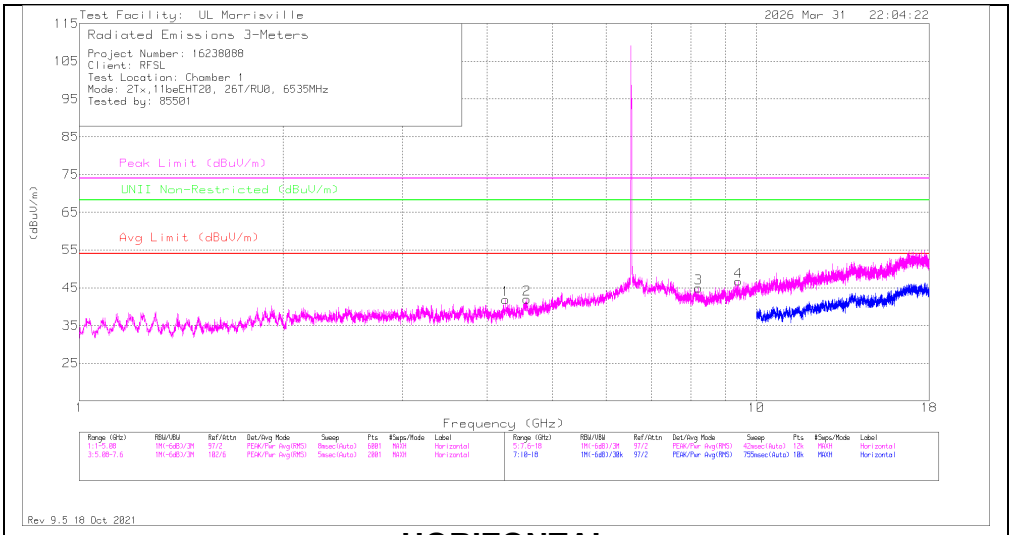

HORIZONTAL

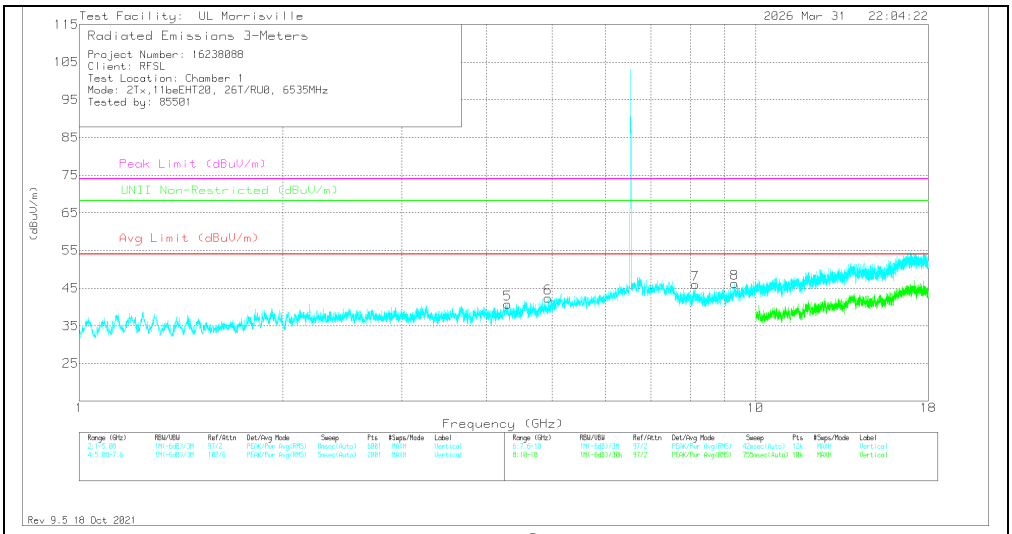

VERTICAL

Marker	Frequency (GHz)	Meter Reading (dBuV)	Det	88761 ACF (dB)	Gain/Loss (dB)	Filter (dB)	Corrected Reading (dBuV/m)	Avg Limit (dBuV/m)	Margin (dB)	Peak Limit (dBuV/m)	PK Margin (dB)	UNII Non-Restricted (dBuV/m)	PK Margin (dB)	Azimuth (Degs)	Height (cm)	Polarity
1	* ** 4.26604	53.7	Pk	33.5	-45.3	0	41.9	54	-12.1	74	-32.1	-	-	0-360	199	H
2	* ** 4.5802	53.43	Pk	33.9	-45.3	0	42.03	54	-11.97	74	-31.97	-	-	0-360	199	H
5	* ** 4.30072	53.21	Pk	33.5	-45.9	0	40.81	54	-13.19	74	-33.19	-	-	0-360	200	V
6	* ** 4.93652	53.3	Pk	34	-44.9	0	42.4	54	-11.6	74	-31.6	-	-	0-360	101	V
3	* ** 8.21967	50.53	Pk	35.8	-42	.6	44.93	54	-9.07	74	-29.07	-	-	0-360	200	H
4	* ** 9.40527	50.74	Pk	36.5	-40.9	.4	46.74	54	-7.26	74	-27.26	-	-	0-360	101	H
7	* ** 8.1434	51.73	Pk	35.8	-42.2	.7	46.03	54	-7.97	74	-27.97	-	-	0-360	200	V
8	* ** 9.3056	50.22	Pk	36.3	-40.7	.5	46.32	54	-7.68	74	-27.68	-	-	0-360	101	V

* - indicates frequency in CFR47 Pt 15 / IC RSS-Restricted Band
** - indicates frequency in Taiwan NCC LP0002 Restricted Band
Pk - Peak detector

This report shall not be reproduced except in full, without the written approval of UL LLC

HARMONICS AND SPURIOUS EMISSIONS DATA

Mode	Fund Freq. [MHz]	Meas Freq. (GHz)	Meter Reading (dBuV)	Det	88761 (dB/m)	Gain/Loss (dB)	Filter (dB)	DC Corr (dB)	Corrected Reading (dBuV/m)	Avg Limit (dBuV/m)	Margin (dB)	Peak Limit (dBuV/m)	PK Margin (dB)	UNII Non-Restricted (dBuV/m)	PK Margin (dB)	Azimuth (Degs)	Height (cm)	Polarity
802.11be EHT20 26T	6535	* ** 4.26604	53.7	Pk	33.5	-45.3	0	0	41.9	54	-12.1	74	-32.1	-	-	0-360	199	H
		* ** 4.5802	53.43	Pk	33.9	-45.3	0	0	42.03	54	-11.97	74	-31.97	-	-	0-360	199	H
		* ** 4.30072	53.21	Pk	33.5	-45.9	0	0	40.81	54	-13.19	74	-33.19	-	-	0-360	200	V
		* ** 4.93652	53.3	Pk	34	-44.9	0	0	42.4	54	-11.6	74	-31.6	-	-	0-360	101	V
		* ** 8.21967	50.53	Pk	35.8	-42	.6	0	44.93	54	-9.07	74	-29.07	-	-	0-360	200	H
		* ** 9.40527	50.74	Pk	36.5	-40.9	.4	0	46.74	54	-7.26	74	-27.26	-	-	0-360	101	H
		* ** 8.1434	51.73	Pk	35.8	-42.2	.7	0	46.03	54	-7.97	74	-27.97	-	-	0-360	200	V
		* ** 9.3056	50.22	Pk	36.3	-40.7	.5	0	46.32	54	-7.68	74	-27.68	-	-	0-360	101	V
	6695	* ** 3.96888	53.12	Pk	33.3	-45.1	0	0	41.32	54	-12.68	74	-32.68	-	-	0-360	199	H
		* ** 4.5394	54.6	Pk	33.8	-46.6	0	0	41.8	54	-12.2	74	-32.2	-	-	0-360	199	H
		* ** 3.96752	52.77	Pk	33.3	-45.2	0	0	40.87	54	-13.13	74	-33.13	-	-	0-360	101	V
		* ** 4.78896	54.04	Pk	33.9	-45.6	0	0	42.34	54	-11.66	74	-31.66	-	-	0-360	101	V
		* ** 8.1018	50.29	Pk	35.7	-41.8	.9	0	45.09	54	-8.91	74	-28.91	-	-	0-360	200	H
		* ** 9.30993	50.01	Pk	36.3	-40.4	.5	0	46.41	54	-7.59	74	-27.59	-	-	0-360	200	H
		* ** 8.1512	51.23	Pk	35.8	-42.5	.7	0	45.23	54	-8.77	74	-28.77	-	-	0-360	200	V
		* ** 9.42693	50.19	Pk	36.6	-41.7	.5	0	45.59	54	-8.41	74	-28.41	-	-	0-360	101	V
	6855	* ** 4.09604	53.6	Pk	33.4	-46.4	0	0	40.6	54	-13.4	74	-33.4	-	-	0-360	200	H
		* ** 4.88484	54.06	Pk	34.1	-44.9	0	0	43.26	54	-10.74	74	-30.74	-	-	0-360	200	H
		* ** 4.23612	53.32	Pk	33.5	-45.8	0	0	41.02	54	-12.98	74	-32.98	-	-	0-360	200	V
		* ** 4.54416	54.59	Pk	33.8	-46.7	0	0	41.69	54	-12.31	74	-32.31	-	-	0-360	101	V
		* ** 8.10353	49.72	Pk	35.7	-41.6	.9	0	44.72	54	-9.28	74	-29.28	-	-	0-360	199	H
		* ** 9.30907	49.89	Pk	36.3	-40.5	.5	0	46.19	54	-7.81	74	-27.81	-	-	0-360	199	H
		* ** 8.1096	50.7	Pk	35.7	-41.9	.9	0	45.4	54	-8.6	74	-28.6	-	-	0-360	200	V
		* ** 9.3004	50.03	Pk	36.3	-41	.5	0	45.83	54	-8.17	74	-28.17	-	-	0-360	200	V
802.11be EHT20 242T	6535	* ** 1.578	55.63	Pk	28.1	-49.5	0	0	34.23	54	-19.77	74	-39.77	-	-	0-360	101	H
		* ** 2.74352	52.31	Pk	32.3	-46.6	0	0	38.01	54	-15.99	74	-35.99	-	-	0-360	101	H
		** 1.90916	64.51	Pk	31	-49.4	0	0	46.11	54	-7.89	74	-27.89	-	-	0-360	101	V
		* ** 3.8458	51.94	Pk	33.3	-45.6	0	0	39.64	54	-14.36	74	-34.36	-	-	0-360	199	V
		* ** 4.19192	52.4	Pk	33.5	-46	0	0	39.9	54	-14.1	74	-34.1	-	-	0-360	199	V
		* ** 9.450334	50.74	Pk	36.4	-42	.4	0	45.54	54	-8.46	74	-28.46	-	-	0-360	199	H
		* ** 9.182534	48.46	Pk	36.1	-41.1	.4	0	43.86	54	-10.14	74	-30.14	-	-	0-360	101	V
	6695	* ** 1.55216	55.53	Pk	28	-49.1	0	0	34.43	54	-19.57	74	-39.57	-	-	0-360	200	H
		* ** 3.98928	52.84	Pk	33.4	-46.2	0	0	40.04	54	-13.96	74	-33.96	-	-	0-360	200	H
		* ** 1.69496	57.19	Pk	29.4	-49.4	0	0	37.19	54	-16.81	74	-36.81	-	-	0-360	200	V
		* ** 2.88632	52.8	Pk	32.6	-46.1	0	0	39.3	54	-14.7	74	-34.7	-	-	0-360	101	V
		* ** 9.410467	49.34	Pk	36.4	-41.3	.4	0	44.84	54	-9.16	74	-29.16	-	-	0-360	199	H
		* ** 9.127934	49.01	Pk	36.1	-41.2	.3	0	44.21	54	-9.79	74	-29.79	-	-	0-360	101	V
	6855	* ** 1.53856	53.93	Pk	27.9	-48.7	0	0	33.13	54	-20.87	74	-40.87	-	-	0-360	100	H
		* ** 3.73768	53.2	Pk	33.2	-46.3	0	0	40.1	54	-13.9	74	-33.9	-	-	0-360	199	H
		* ** 1.6936	55.42	Pk	29.4	-49.3	0	0	35.52	54	-18.48	74	-38.48	-	-	0-360	101	V
		* ** 2.3294	54.88	Pk	32.1	-49.1	0	0	37.88	54	-16.12	74	-36.12	-	-	0-360	199	V
		* ** 9.045601	49.21	Pk	36	-42.2	.5	0	43.51	54	-10.49	74	-30.49	-	-	0-360	101	H
		* ** 9.153934	50	Pk	36.1	-41.3	.3	0	45.1	54	-8.9	74	-28.9	-	-	0-360	101	V

* - indicates frequency in CFR47 Pt 15 / IC RSS-Restricted Band
** - indicates frequency in Taiwan NCC LP0002 Restricted Band
Pk - Peak detector

UL LLC
12 Laboratory Drive, Durham, NC 27713; USA TEL: (919) 549-1400
This report shall not be reproduced except in full, without the written approval of UL LLC

10.1.4. TX ABOVE 1 GHz 2Tx MODE IN THE UNII-8 BAND

BANDEDGE (WORST CASE: 802.11a)

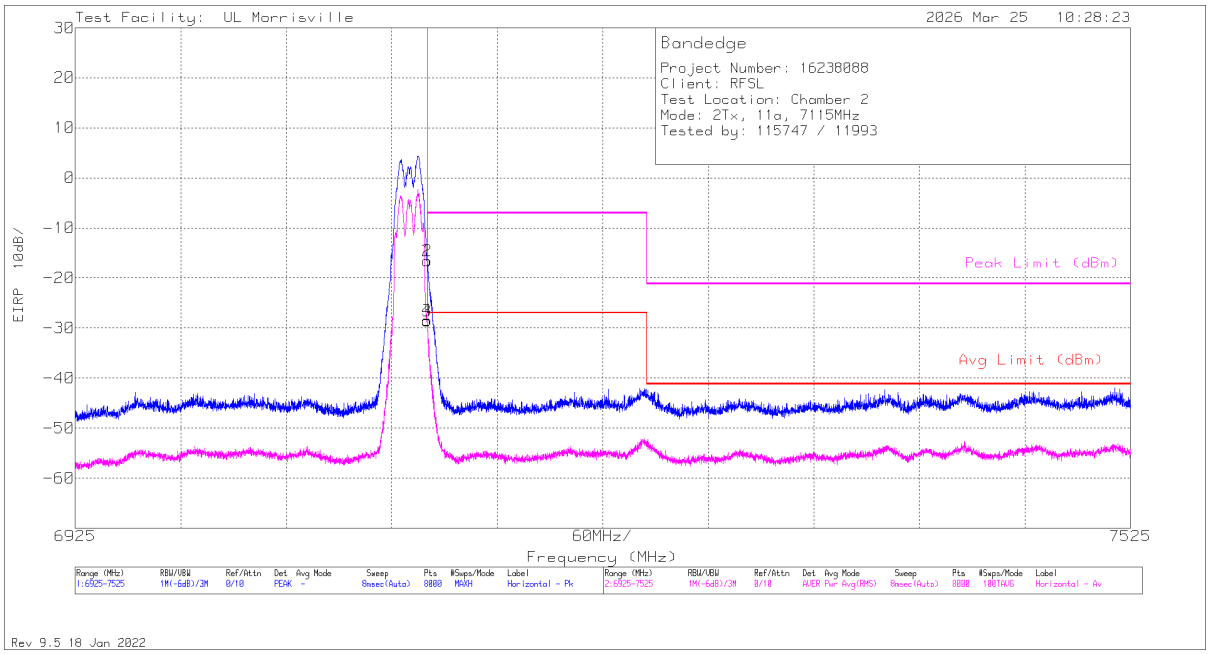

HORIZONTAL RESULT

Marker	Frequency (MHz)	Meter Reading (dBm)	Det	88761 (dB/m)	Gain/Loss (dB)	Conversion Factor (dB)	DC Corr (dB)	Corrected Reading EIRP	Avg Limit (dBm)	RMS Margin (dB)	Peak Limit (dBm)	PK Margin (dB)	Azimuth (Degs)	Height (cm)	Polarity
1	7125	-45.25	Pk	35.5	-18.6	11.8	0	-16.55	-	-	-7	-9.55	43	124	H
3	7125	-58.32	RMS	35.5	-18.6	11.8	0.29	-29.33	-27	-2.33	-	-	43	124	H
2	7125.124	-45.3	Pk	35.5	-18.6	11.8	0	-16.6	-	-	-7	-9.6	43	124	H
4	7125.124	-58.32	RMS	35.5	-18.6	11.8	0.29	-29.33	-27	-2.33	-	-	43	124	H

Pk - Peak detector
RMS - RMS detection

UL LLC
12 Laboratory Drive, Durham, NC 27713; USA
TEL: (919) 549-1400
This report shall not be reproduced except in full, without the written approval of UL LLC

BANDEDGE TEST DATA

Mode	Fund. Freq. [MHz]	Marker	Meas Freq. (GHz)	Meter Reading (dBm)	Det	135143 (dB/m)	Gain/Loss (dB)	Conversion Factor (dB)	DC Corr (dB)	Corrected Reading EIRP	Avg Limit (dBm)	Margin (dB)	Peak Limit (dBm)	PK Margin (dB)	Azimuth (Degs)	Height (cm)	Polarity
802.11a	7095	2	* ** 7.514646	-73	Pk	35.6	-16.5	11.8	0	-42.1	-	-	-21.2	-20.9	341	115	H
		4	* ** 7.250014	-83.84	RMS	35.4	-16.6	11.8	0.29	-52.95	-41.2	-11.75	-	-	341	115	H
		1	7.125	-73.42	Pk	35.5	-18.6	11.8	0	-44.72	-	-	-7	-37.72	341	115	H
		3	7.125	-83.75	RMS	35.5	-18.6	11.8	0.29	-54.76	-27	-27.76	-	-	341	115	H
		2	* ** 7.512921	-73.11	Pk	35.6	-16.7	11.8	0	-42.41	-	-	-21.2	-21.21	20	111	V
		4	* ** 7.250014	-83.19	RMS	35.4	-16.6	11.8	0.29	-52.3	-41.2	-11.1	-	-	20	111	V
		1	7.125	-72.93	Pk	35.5	-18.6	11.8	0	-44.23	-	-	-7	-37.23	20	111	V
		3	7.125	-83.49	RMS	35.5	-18.6	11.8	0.29	-54.5	-27	-27.5	-	-	20	111	V
	7115	1	7.125	-45.25	Pk	35.5	-18.6	11.8	0	-16.55	-	-	-7	-9.55	43	124	H
		3	7.125	-58.32	RMS	35.5	-18.6	11.8	0.29	-29.33	-27	-2.33	-	-	43	124	H
		2	7.125124	-45.3	Pk	35.5	-18.6	11.8	0	-16.6	-	-	-7	-9.6	43	124	H
		4	7.125124	-58.32	RMS	35.5	-18.6	11.8	0.29	-29.33	-27	-2.33	-	-	43	124	H
		1	7.125	-50.14	Pk	35.5	-18.6	11.8	0	-21.44	-	-	-7	-14.44	329	124	V
		3	7.125	-64.92	RMS	35.5	-18.6	11.8	0.29	-35.93	-27	-8.93	-	-	329	124	V
		2	7.125049	-50.06	Pk	35.5	-18.6	11.8	0	-21.36	-	-	-7	-14.36	329	124	V
		4	7.125049	-64.69	RMS	35.5	-18.6	11.8	0.29	-35.7	-27	-8.7	-	-	329	124	V
802.11be EHT20 242T	7095	2	* ** 7.427185	-72.33	Pk	35.5	-17	11.8	0	-42.03	-	-	-21.2	-20.83	351	137	H
		4	* ** 7.250314	-83.59	RMS	35.4	-16.7	11.8	0	-53.09	-41.2	-11.89	-	-	351	137	H
		1	7.125	-73.41	Pk	35.5	-18.6	11.8	0	-44.71	-	-	-7	-37.71	351	137	H
		3	7.125	-84.3	RMS	35.5	-18.6	11.8	0	-55.6	-27	-28.6	-	-	351	137	H
		2	* ** 7.251814	-71.88	Pk	35.4	-17.1	11.8	0	-41.78	-	-	-21.2	-20.58	241	106	V
		4	* ** 7.250314	-83.3	RMS	35.4	-16.7	11.8	0	-52.8	-41.2	-11.6	-	-	241	106	V
		1	7.125	-71.85	Pk	35.5	-18.6	11.8	0	-43.15	-	-	-7	-36.15	241	106	V
		3	7.125	-83.91	RMS	35.5	-18.6	11.8	0	-55.21	-27	-28.21	-	-	241	106	V
	7115	1	7.125	-39.07	Pk	35.5	-18.6	11.8	0	-10.37	-	-	-7	-3.37	44	240	H
		3	7.125	-63.05	RMS	35.5	-18.6	11.8	0	-34.35	-27	-7.35	-	-	44	240	H
		2	7.125049	-39.33	Pk	35.5	-18.6	11.8	0	-10.63	-	-	-7	-3.63	44	240	H
		4	7.125049	-63.05	RMS	35.5	-18.6	11.8	0	-34.35	-27	-7.35	-	-	44	240	H
		1	7.125	-47.09	Pk	35.5	-18.6	11.8	0	-18.39	-	-	-7	-11.39	15	303	V
		3	7.125	-59.64	RMS	35.5	-18.6	11.8	0	-30.94	-27	-3.94	-	-	15	303	V
		2	7.125049	-47.25	Pk	35.5	-18.6	11.8	0	-18.55	-	-	-7	-11.55	15	303	V
		4	7.125049	-60.86	RMS	35.5	-18.6	11.8	0	-32.16	-27	-5.16	-	-	15	303	V
802.11be EHT40 484T	7085	2	* ** 7.250089	-71.88	Pk	35.4	-16.7	11.8	0	-41.38	-	-	-21.2	-20.18	341	118	H
		4	* ** 7.250089	-83.27	RMS	35.4	-16.7	11.8	0	-52.77	-41.2	-11.57	-	-	341	118	H
		1	7.125	-68.37	Pk	35.5	-18.6	11.8	0	-39.67	-	-	-7	-32.67	341	118	H
		3	7.125	-80.17	RMS	35.5	-18.6	11.8	0	-51.47	-27	-24.47	-	-	341	118	H
		2	* ** 7.252639	-71.53	Pk	35.4	-17.4	11.8	0	-41.73	-	-	-21.2	-20.53	22	117	V
		4	* ** 7.250389	-83.47	RMS	35.4	-16.7	11.8	0	-52.97	-41.2	-11.77	-	-	22	117	V
		1	7.125	-71.1	Pk	35.5	-18.6	11.8	0	-42.4	-	-	-7	-35.4	22	117	V
		3	7.125	-82.39	RMS	35.5	-18.6	11.8	0	-53.69	-27	-26.69	-	-	22	117	V
802.11be EHT80 996T	7025	2	* ** 7.516596	-71.81	Pk	35.6	-16.5	11.8	0	-40.91	-	-	-21.2	-19.71	342	119	H
		4	* ** 7.250314	-83.5	RMS	35.4	-16.7	11.8	0	-53	-41.2	-11.8	-	-	342	119	H
		1	7.125	-72.68	Pk	35.5	-18.6	11.8	0	-43.98	-	-	-7	-36.98	342	119	H
		3	7.125	-83.89	RMS	35.5	-18.6	11.8	0	-55.19	-27	-28.19	-	-	342	119	H
		2	* ** 7.515771	-72.95	Pk	35.6	-16.4	11.8	0	-41.95	-	-	-21.2	-20.75	22	120	V
		4	* ** 7.250389	-83.86	RMS	35.4	-16.7	11.8	0	-53.36	-41.2	-12.16	-	-	22	120	V
		1	7.125	-71.87	Pk	35.5	-18.6	11.8	0	-43.17	-	-	-7	-36.17	22	120	V
		3	7.125	-83.65	RMS	35.5	-18.6	11.8	0	-54.95	-27	-27.95	-	-	22	120	V
802.11be EHT160 2x996T	6985	2	* ** 7.27814	-59.51	Pk	35.6	-20.3	11.8	0	-32.41	-	-	-21.2	-11.21	356	195	H
		4	* ** 7.25009	-71.93	RMS	35.7	-19.5	11.8	0	-43.93	-41.2	-2.73	-	-	356	195	H
		1	7.12505	-59.53	Pk	35.6	-19.4	11.8	0	-31.53	-	-	-7	-24.53	356	195	H
		3	7.12505	-74.53	RMS	35.6	-19.4	11.8	0	-46.53	-27	-19.53	-	-	356	195	H
		2	* ** 7.25331	-61.73	Pk	35.7	-19.9	11.8	0	-34.13	-	-	-21.2	-12.93	297	185	V
		4	* ** 7.25001	-74.92	RMS	35.7	-19.5	11.8	0	-46.92	-41.2	-5.72	-	-	297	185	V
		1	7.12505	-67.05	Pk	35.6	-19.4	11.8	0	-39.05	-	-	-7	-32.05	297	185	V
		3	7.12505	-78.93	RMS	35.6	-19.4	11.8	0	-50.93	-27	-23.93	-	-	297	185	V
802.11be EHT320 SU	6905	2	* ** 7.28893	-54.12	Pk	35.5	-20.5	11.8	0	-27.32	-	-	-21.2	-6.12	336	199	H
		4	* ** 7.28944	-71.12	RMS	35.5	-20.5	11.8	0	-44.32	-41.2	-3.12	-	-	336	199	H
		1	7.12509	-60.08	Pk	35.6	-19.4	11.8	0	-32.08	-	-	-7	-25.08	336	199	H
		3	7.12509	-70.06	RMS	35.6	-19.4	11.8	0	-42.06	-27	-15.06	-	-	336	199	H
		2	* ** 7.30278	-60.44	Pk	35.5	-20.2	11.8	0	-33.34	-	-	-21.2	-12.14	331	183	V
		4	* ** 7.30248	-77.56	RMS	35.5	-20.2	11.8	0	-50.46	-41.2	-9.26	-	-	331	183	V
		1	7.12509	-68.52	Pk	35.6	-19.4	11.8	0	-40.52	-	-	-7	-33.52	331	183	V
		3	7.12509	-78.85	RMS	35.6	-19.4	11.8	0	-50.85	-27	-23.85	-	-	331	183	V

UL LLC
12 Laboratory Drive, Durham, NC 27713; USA TEL: (919) 549-1400
This report shall not be reproduced except in full, without the written approval of UL LLC

Mode	Fund. Freq. [MHz]	Marker	Meas Freq. (GHz)	Meter Reading (dBm)	Det	135143 (dB/m)	Gain/Loss (dB)	Conversion Factor (dB)	DC Corr (dB)	Corrected Reading EIRP	Avg Limit (dBm)	Margin (dB)	Peak Limit (dBm)	PK Margin (dB)	Azimuth (Degs)	Height (cm)	Polarity
802.11be EHT20 26T (WC RU)	7095	2	* ** 7.432586	-72.21	Pk	35.5	-16.9	11.8	0	-41.81	-	-	-21.2	-20.61	90	143	H
		4	* ** 7.250464	-83.46	RMS	35.4	-16.8	11.8	0	-53.06	-41.2	-11.86	-	-	90	143	H
		1	7.125	-73.77	Pk	35.5	-18.6	11.8	0	-45.07	-	-	-7	-38.07	90	143	H
		3	7.125	-83.99	RMS	35.5	-18.6	11.8	0	-55.29	-27	-28.29	-	-	90	143	H
		2	* ** 7.250389	-72.22	Pk	35.4	-16.7	11.8	0	-41.72	-	-	-21.2	-20.52	6	112	V
		4	* ** 7.516596	-84.19	RMS	35.6	-16.5	11.8	0	-53.29	-41.2	-12.09	-	-	6	112	V
		1	7.125	-74.66	Pk	35.5	-18.6	11.8	0	-45.96	-	-	-7	-38.96	6	112	V
		3	7.125	-84.28	RMS	35.5	-18.6	11.8	0	-55.58	-27	-28.58	-	-	6	112	V
	7115	1	7.125	-38.39	Pk	35.5	-18.6	11.8	0	-9.69	-	-	-7	-2.69	59	266	H
		3	7.125	-64.04	RMS	35.5	-18.6	11.8	0	-35.34	-27	-8.34	-	-	59	266	H
		2	7.125049	-38.65	Pk	35.5	-18.6	11.8	0	-9.95	-	-	-7	-2.95	59	266	H
		4	7.125049	-64.04	RMS	35.5	-18.6	11.8	0	-35.34	-27	-8.34	-	-	59	266	H
		1	7.125	-45.37	Pk	35.5	-18.6	11.8	0	-16.67	-	-	-7	-9.67	17	308	V
		3	7.125	-70.38	RMS	35.5	-18.6	11.8	0	-41.68	-27	-14.68	-	-	17	308	V
		2	7.125049	-45.84	Pk	35.5	-18.6	11.8	0	-17.14	-	-	-7	-10.14	17	308	V
		4	7.125049	-70.38	RMS	35.5	-18.6	11.8	0	-41.68	-27	-14.68	-	-	17	308	V
802.11be EHT20 106T+26T (WC MRU)	7115	1	7.125	-37.77	Pk	35.5	-18.6	11.8	0	-9.07	-	-	-7	-2.07	44	126	H
		3	7.125	-62.7	RMS	35.5	-18.6	11.8	0	-34	-27	-7	-	-	44	126	H
		2	7.125049	-37.98	Pk	35.5	-18.6	11.8	0	-9.28	-	-	-7	-2.28	44	126	H
		4	7.125049	-62.7	RMS	35.5	-18.6	11.8	0	-34	-27	-7	-	-	44	126	H
		1	7.125	-45.88	Pk	35.5	-18.6	11.8	0	-17.18	-	-	-7	-10.18	331	112	V
		3	7.125	-70.96	RMS	35.5	-18.6	11.8	0	-42.26	-27	-15.26	-	-	331	112	V
		2	7.125049	-46.19	Pk	35.5	-18.6	11.8	0	-17.49	-	-	-7	-10.49	331	112	V
		4	7.125049	-70.96	RMS	35.5	-18.6	11.8	0	-42.26	-27	-15.26	-	-	331	112	V

* - indicates frequency in CFR47 Pt 15 / IC RSS-Restricted Band
** - indicates frequency in Taiwan NCC LP0002 Restricted Band
Pk - Peak detector
RMS - RMS detection

This report shall not be reproduced except in full, without the written approval of UL LLC

HARMONICS AND SPURIOUS EMISSIONS (WORST CASE: 802.11a)

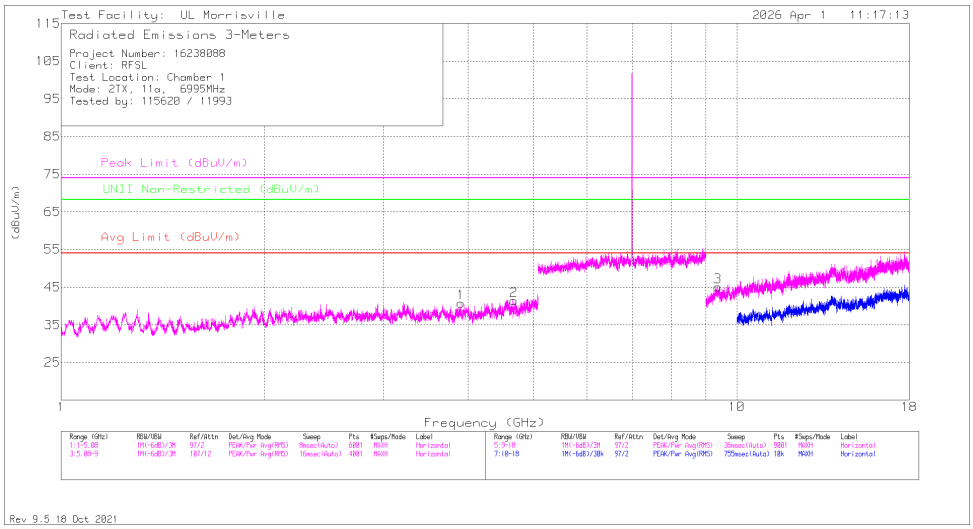

HORIZONTAL

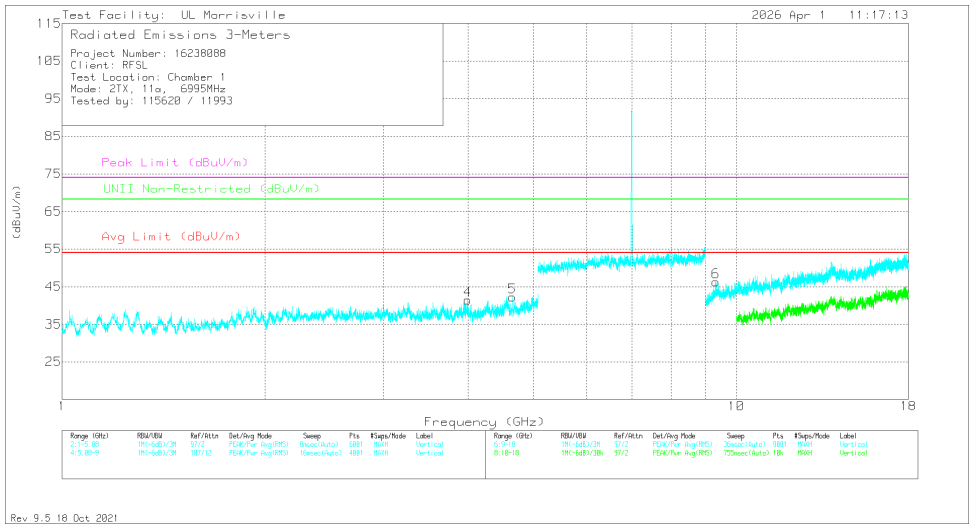

VERTICAL

Marker	Frequency (GHz)	Meter Reading (dBuV)	Det	88761 ACF (dB)	Gain/Loss (dB)	Filter (dB)	DC Corr (dB)	Corrected Reading (dBuV/m)	Avg Limit (dBuV/m)	Margin (dB)	Peak Limit (dBuV/m)	PK Margin (dB)	UNII Non-Restricted (dBuV/m)	PK Margin (dB)	Azimuth (Degs)	Height (cm)	Polarity
1	* ** 3.907	52.31	Pk	33.1	-44.6	0	0	40.81	54	-13.19	74	-33.19	-	-	0-360	101	H
2	* ** 4.67676	53.4	Pk	33.8	-45.8	0	0	41.4	54	-12.6	74	-32.6	-	-	0-360	101	H
4	* ** 3.99744	53.8	Pk	33.2	-45.6	0	0	41.4	54	-12.6	74	-32.6	-	-	0-360	200	V
5	* ** 4.6516	53.91	Pk	33.8	-45.4	0	0	42.31	54	-11.69	74	-31.69	-	-	0-360	101	V
3	* ** 9.378	50.71	Pk	36.5	-41.6	-.5	0	45.11	54	-8.89	74	-28.89	-	-	0-360	200	H
6	* ** 9.321	52.05	Pk	36.3	-41.6	-.5	0	46.25	54	-7.75	74	-27.75	-	-	0-360	200	V

* - indicates frequency in CFR47 Pt 15 / IC RSS-Restricted Band
** - indicates frequency in Taiwan NCC LP0002 Restricted Band
Pk - Peak detector

UL LLC
12 Laboratory Drive, Durham, NC 27713; USA
TEL: (919) 549-1400
This report shall not be reproduced except in full, without the written approval of UL LLC

HARMONICS AND SPURIOUS EMISSIONS DATA

Mode	Fund Freq. [MHz]	Meas Freq. (GHz)	Meter Reading (dBuV)	Det	88761 (dB/m)	Gain/Loss (dB)	Filter (dB)	DC Corr (dB)	Corrected Reading (dBuV/m)	Avg Limit (dBuV/m)	Margin (dB)	Peak Limit (dBuV/m)	PK Margin (dB)	UNII Non-Restricted (dBuV/m)	PK Margin (dB)	Azimuth (Degs)	Height (cm)	Polarity
802.11be EHT160 2x996T	6825	* ** 1.57188	56.92	Pk	28.1	-49.6	0	0	35.42	54	-18.58	74	-38.58	-	-	0-360	199	H
		* ** 2.75848	53.01	Pk	32.3	-45.9	0	0	39.41	54	-14.59	74	-34.59	-	-	0-360	100	H
		* ** 1.68476	55.56	Pk	29.3	-49.4	0	0	35.46	54	-18.54	74	-38.54	-	-	0-360	199	V
		* ** 3.70368	53.1	Pk	33.1	-46.7	0	0	39.5	54	-14.5	74	-34.5	-	-	0-360	199	V
		* ** 9.033467	49.13	Pk	36	-42.6	.5	0	43.03	54	-10.97	74	-30.97	-	-	0-360	199	H
		* ** 9.404401	49.47	Pk	36.4	-41.1	.4	0	45.17	54	-8.83	74	-28.83	-	-	0-360	101	V
	6985	* ** 1.54876	54.51	Pk	27.9	-49	0	0	33.41	54	-20.59	74	-40.59	-	-	0-360	101	H
		* ** 3.80704	52.69	Pk	33.3	-45.9	0	0	40.09	54	-13.91	74	-33.91	-	-	0-360	101	H
		* ** 1.57732	55.47	Pk	28.1	-49.5	0	0	34.07	54	-19.93	74	-39.93	-	-	0-360	101	V
		* ** 2.28996	54.87	Pk	32.2	-48.5	0	0	38.57	54	-15.43	74	-35.43	-	-	0-360	101	V
		* ** 9.153067	49.19	Pk	36.1	-41.2	.3	0	44.39	54	-9.61	74	-29.61	-	-	0-360	101	H
		* ** 9.426067	50.07	Pk	36.4	-41.6	.4	0	45.27	54	-8.73	74	-28.73	-	-	0-360	200	V
802.11a	6875	* ** 3.84172	52.66	Pk	33.1	-45.1	0	0	40.66	54	-13.34	74	-33.34	-	-	0-360	199	H
		* ** 4.55504	53.99	Pk	33.8	-45.7	0	0	42.09	54	-11.91	74	-31.91	-	-	0-360	101	H
		* ** 3.89952	52.49	Pk	33.1	-44.8	0	0	40.79	54	-13.21	74	-33.21	-	-	0-360	101	V
		* ** 4.95896	53.39	Pk	33.9	-45	0	0	42.29	54	-11.71	74	-31.71	-	-	0-360	101	V
		* ** 9.395	50.64	Pk	36.5	-41.5	-.5	0	45.14	54	-8.86	74	-28.86	-	-	0-360	101	H
		* ** 9.313	50.79	Pk	36.3	-40.6	-.5	0	45.99	54	-8.01	74	-28.01	-	-	0-360	101	V
	6995	* ** 3.907	52.31	Pk	33.1	-44.6	0	0	40.81	54	-13.19	74	-33.19	-	-	0-360	101	H
		* ** 4.67676	53.4	Pk	33.8	-45.8	0	0	41.4	54	-12.6	74	-32.6	-	-	0-360	101	H
		* ** 3.99744	53.8	Pk	33.2	-45.6	0	0	41.4	54	-12.6	74	-32.6	-	-	0-360	200	V
		* ** 4.6516	53.91	Pk	33.8	-45.4	0	0	42.31	54	-11.69	74	-31.69	-	-	0-360	101	V
		* ** 9.378	50.71	Pk	36.5	-41.6	-.5	0	45.11	54	-8.89	74	-28.89	-	-	0-360	200	H
		* ** 9.321	52.05	Pk	36.3	-41.6	-.5	0	46.25	54	-7.75	74	-27.75	-	-	0-360	200	V
	7115	* ** 3.83628	52.16	Pk	33.1	-45.1	0	0	40.16	54	-13.84	74	-33.84	-	-	0-360	199	H
		* ** 4.5496	54.84	Pk	33.8	-46.3	0	0	42.34	54	-11.66	74	-31.66	-	-	0-360	199	H
		* ** 3.90156	51.51	Pk	33.1	-44.6	0	0	40.01	54	-13.99	74	-33.99	-	-	0-360	101	V
		* ** 4.55912	54.36	Pk	33.8	-45.8	0	0	42.36	54	-11.64	74	-31.64	-	-	0-360	101	V
		* ** 9.422	50.59	Pk	36.5	-41.9	-.5	0	44.69	54	-9.31	74	-29.31	-	-	0-360	100	H
		* ** 9.311	50.41	Pk	36.3	-40.4	-.5	0	45.81	54	-8.19	74	-28.19	-	-	0-360	200	V

* - indicates frequency in CFR47 Pt 15 / IC RSS-Restricted Band
** - indicates frequency in Taiwan NCC LP0002 Restricted Band
Pk - Peak detector

UL LLC
12 Laboratory Drive, Durham, NC 27713; USA TEL: (919) 549-1400
This report shall not be reproduced except in full, without the written approval of UL LLC

10.2. WORST CASE BELOW 1 GHZ

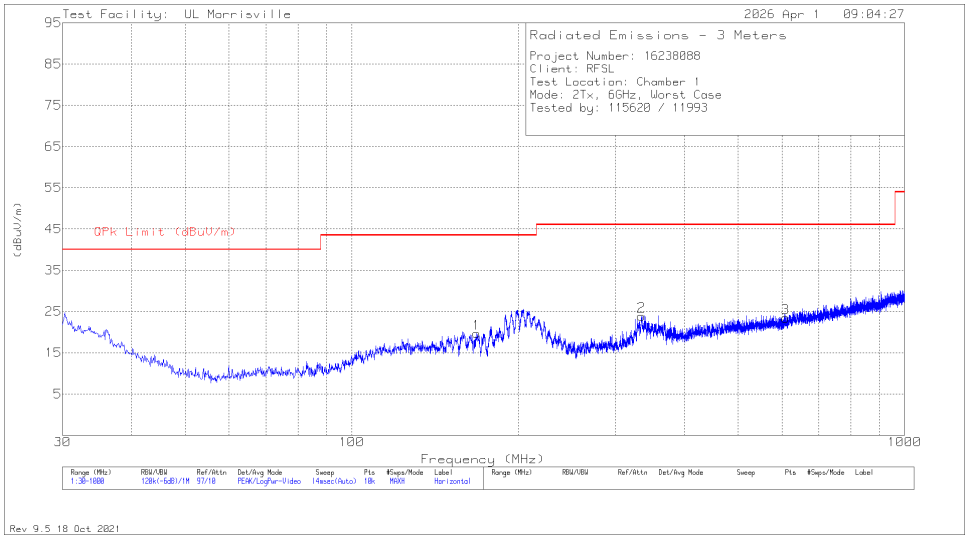

HORIZONTAL

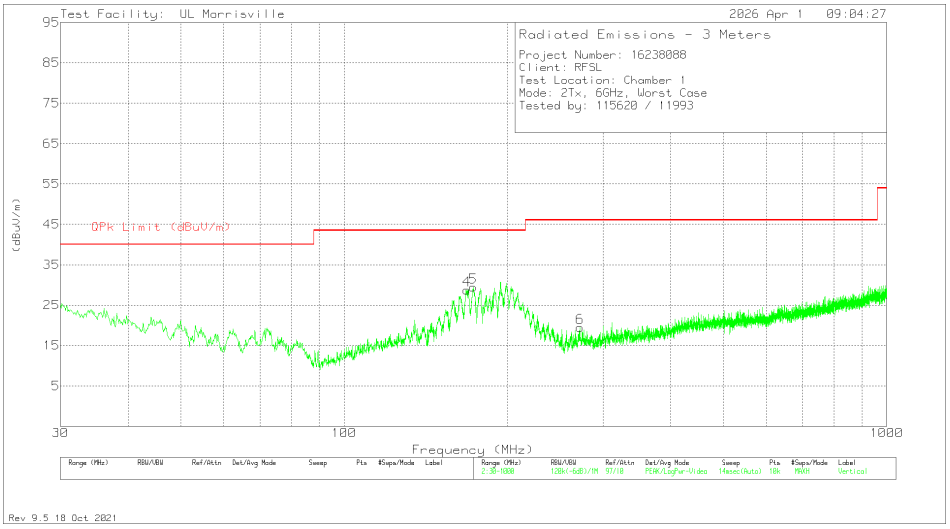

VERTICAL

Marker	Frequency (MHz)	Meter Reading (dBuV)	Det	159203 (dB/m)	Gain/Loss (dB)	Corrected Reading (dBuV/m)	QPk Limit (dBuV/m)	Margin (dB)	Azimuth (Degs)	Height (cm)	Polarity
1	* ** 168.419	31.88	Pk	18.3	-30.5	19.68	43.52	-23.84	0-360	300	H
2	* ** 334.386	32.7	Pk	20.5	-29.3	23.9	46.02	-22.12	0-360	100	H
3	* ** 609.284	26.84	Pk	25.4	-28.8	23.44	46.02	-22.58	0-360	199	H
4	* ** 168.419	40.97	Pk	18.3	-30.5	28.77	43.52	-14.75	0-360	100	V
5	* ** 172.978	41.56	Pk	18	-30.1	29.46	43.52	-14.06	0-360	100	V
6	* ** 272.112	29.2	Pk	19.8	-29.5	19.5	46.02	-26.52	0-360	100	V

* - indicates frequency in CFR47 Pt 15 / IC RSS-Restricted Band
** - indicates frequency in Taiwan NCC LP0002 Restricted Band
Pk - Peak detector

UL LLC
12 Laboratory Drive, Durham, NC 27713; USA
TEL: (919) 549-1400
This report shall not be reproduced except in full, without the written approval of UL LLC

11. WLAN PROTOCOL TESTING

11.1. DESCRIPTION OF TEST SETUP

SETUP OF EUT

DUAL CLIENT & SP APC TEST SETUP

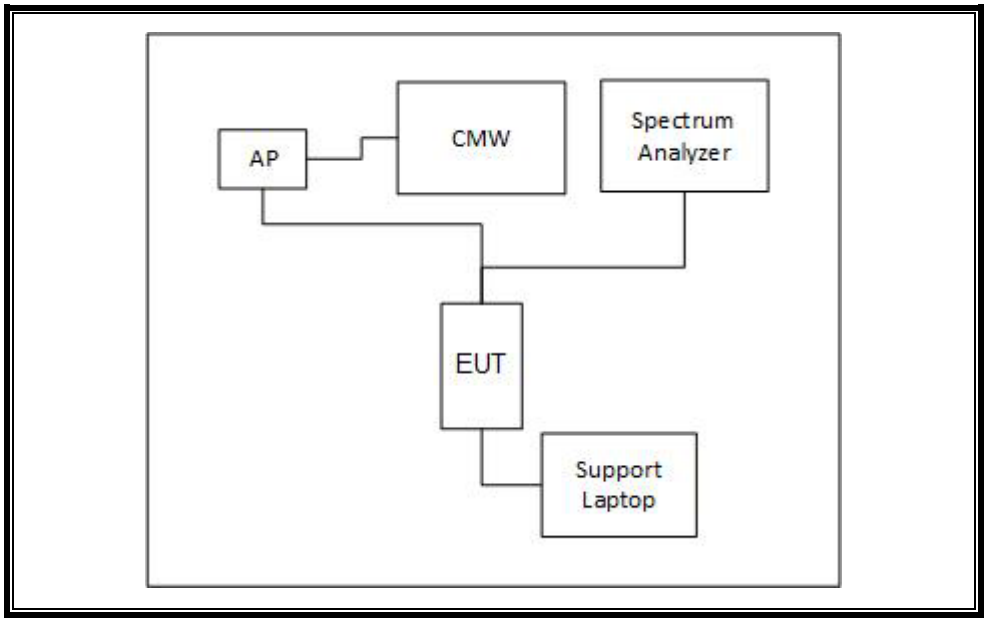

VLP TPC TEST SETUP

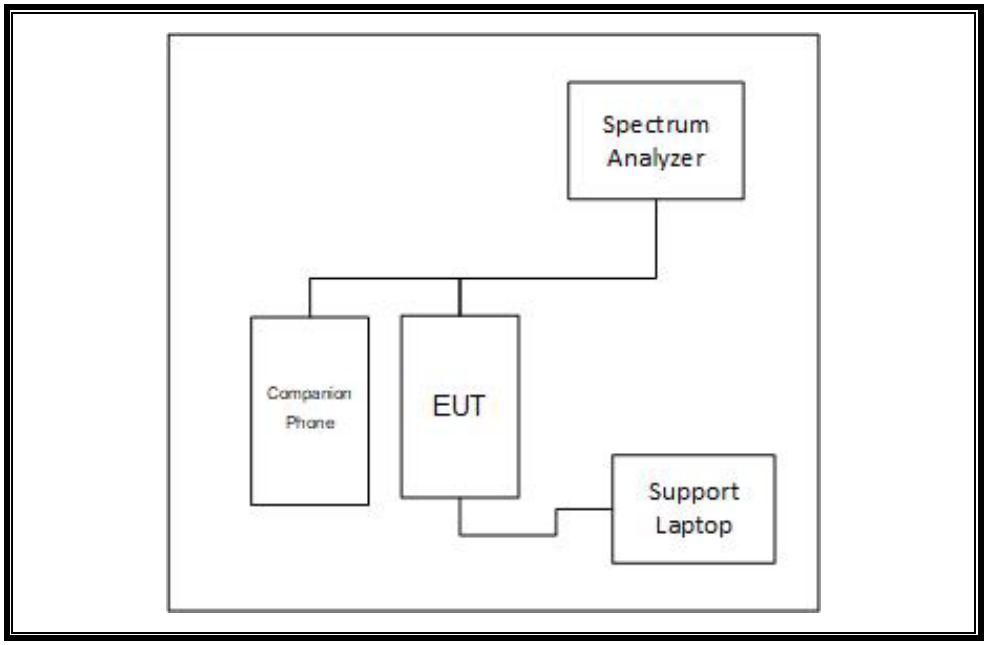

This report shall not be reproduced except in full, without the written approval of UL LLC

TEST ROOM ENVIRONMENT

The test room temperature and humidity shall be maintained within normal temperature of 15~35 °C and normal humidity 20~75% (relative humidity).

ENVIRONMENT CONDITION

Parameter	Value
Temperature	25.0 – 25.3 °C
Humidity	36.1 – 39.8 %

UL LLC
12 Laboratory Drive, Durham, NC 27713; USA TEL: (919) 549-1400
This report shall not be reproduced except in full, without the written approval of UL LLC

11.2. DUAL CLIENT TEST

LIMITS

FCC §15.407(a) (7), (8)
RSS 248 Issue 2 section 4.8.3

TEST PROCEDURE

KDB 987594 D02 (II)(K)

A client device may connect to a Standard Power AP with a maximum power level of 30 dBm EIRP. A client may also connect to a Low Power indoor AP, but the power level is limited to a maximum of 24 dBm EIRP. If a client has the flexibility to connect to both APs, verification is needed to show that it can distinguish between the two configurations, and then control the power levels accordingly.

RESULTS

EUT SN: ZBK0296M
Date Tested: 2026-04-27
Tested By: 84445
Test Location: Chamber 5

	EUT Power Level Measured (dBm)	Maximum SISO Antenna Gain (dbi)	EUT Power level (dBm EIRP)	Limit (dBm EIRP)
When associated with LPI AP	20.66	-5.7	13.12	24
When associated with STD AP	20.66	-5.7	14.96	30

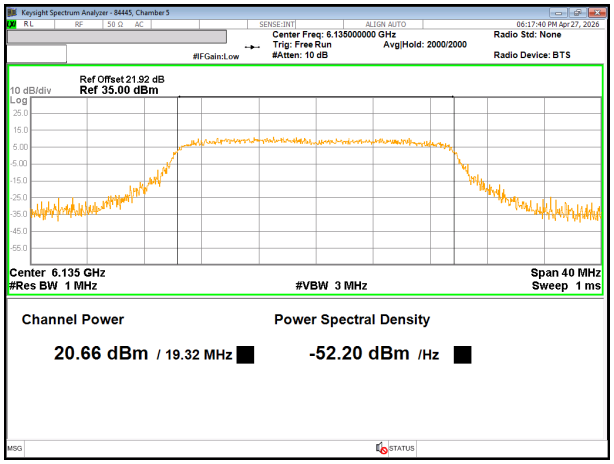

SP

This report shall not be reproduced except in full, without the written approval of UL LLC

11.3. CLIENT DEVICE - POWER ADJUSTMENT

LIMITS

FCC §15.407(a) (7)

For client devices, except for fixed client devices as defined in this subpart, operating under the control of a standard power access point in 5.925–6.425 GHz and 6.525–6.875 GHz bands, the maximum power spectral density must not exceed 17 dBm e.i.r.p. in any 1-megahertz band, and the maximum e.i.r.p. over the frequency band of operation must not exceed 30 dBm and the device must limit its power to no more than 6 dB below its associated standard power access point's authorized transmit power.

RSS 248 Issue 2 section 4.5.5 (c)

TEST PROCEDURE

KDB 987594 D02 (II)(L)

RESULTS

EUT SN: ZBK0296M
Date Tested: 2026-04-28
Tested By: 84445
Test Location: Chamber 5

	STD AP Power level (dBm EIRP)	Measured Power Level (dBm)	Maximum SISO Antenna Gain (dBi)	Cable Loss (dBm)	EUT Power level (dBm EIRP)	Results (Pass/Fail)
EUT @ Max Power	30	18.16	-5.7	-0.99	11.47	Pass
EUT @ Mid Power	24	17.34	-5.7	-0.99	10.65	Pass
EUT @ Low Power	18	18.55	-5.7	-0.99	11.86	Pass

The EUT is able to maintain power level to 6 dB or more lower than associated STD AP.

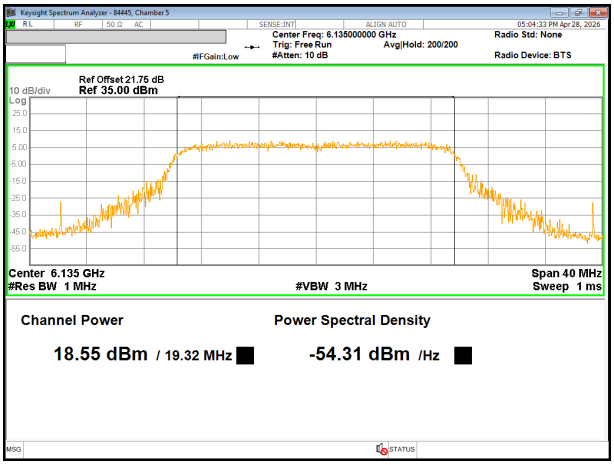

LOW POWER

This report shall not be reproduced except in full, without the written approval of UL LLC

11.4. VLP TRANSMIT POWER CONTROL (TPC) TEST

LIMITS

FCC §15.407 (d)(10)
RSS 248 Issue 2 section 4.5.6

TEST PROCEDURE

KDB 987594 D02 (II)(M)

TEST SETUP

VLP TPC – The test procedure was performed in accordance with KDB 987594 D02 Section M to demonstrate the EUTs ability to utilize a TPC mechanism and lower its output power to 6dB below the VLP limit as the RSSI is increased. A second EUT was configured to act as a Mobile Hotspot (MHS) in VLP mode. The EUT and the MHS are set to operate in MIMO mode on channel 47 (6185 MHz) at a 160 MHz bandwidth. Iperf3 was used to generate traffic from the EUT to the MHS. Power was measured in accordance with ANSI C63.10 method SA-2.

RESULTS

EUT SN: ZBK0296M
Date Tested: 2026-04-24
Tested By: 84740
Test Location: COND 2

TPC State	Frequency (MHz)	Chain 0 Meas PSD (dBm)	Chain 1 Meas PSD (dBm)	Total Corr'd PSD (dBm)	PSD Limit (dBm)	PSD Margin (dB)	PSD Delta (dB)
TPC High	6185	-9.63	-7.58	-8.65	-5.00	**-3.65**	3.70
TPC Low	6185	-11.14	-13.56	-12.35	-11.00	**-1.35**	

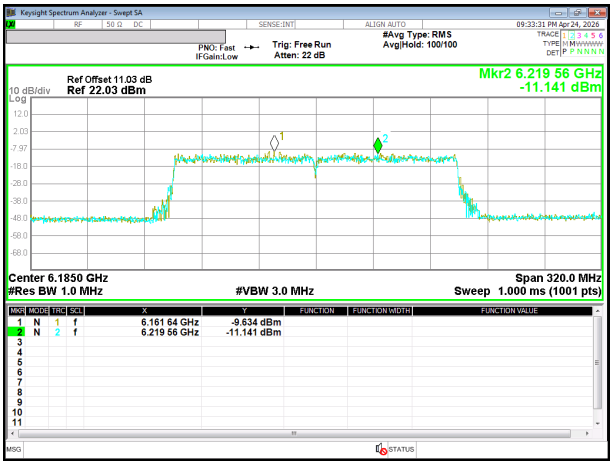

CHAIN 0

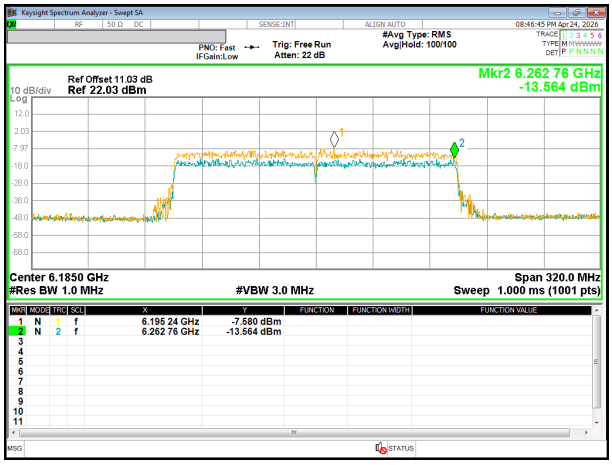

CHAIN 1

This report shall not be reproduced except in full, without the written approval of UL LLC