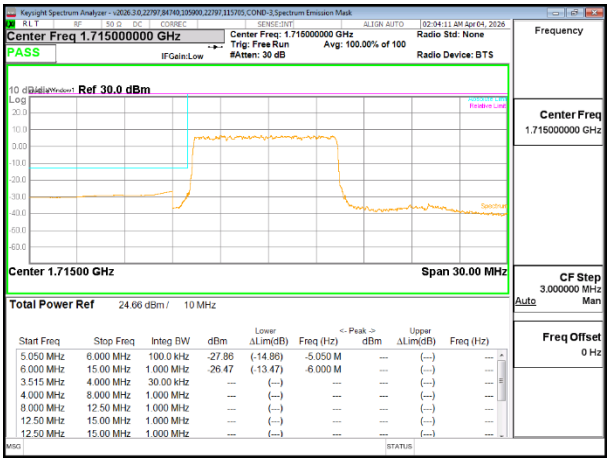

5G NR n66 10MHz BPSK Low Channel RB50-0

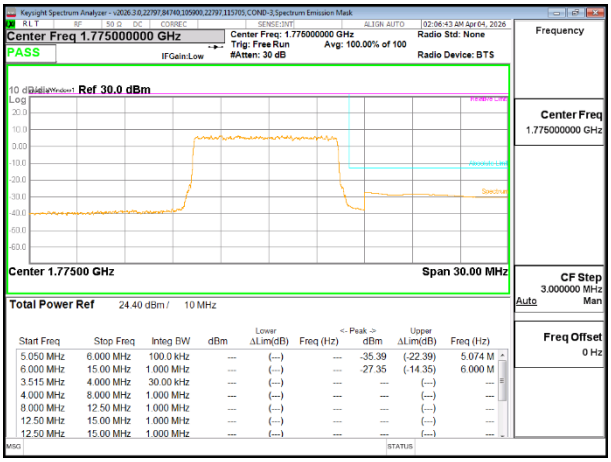

5G NR n66 10MHz BPSK High Channel RB50-0

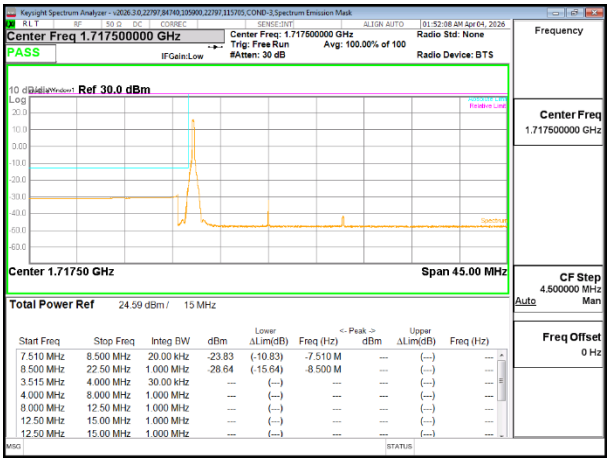

5G NR n66 15MHz BPSK Low Channel RB1-1

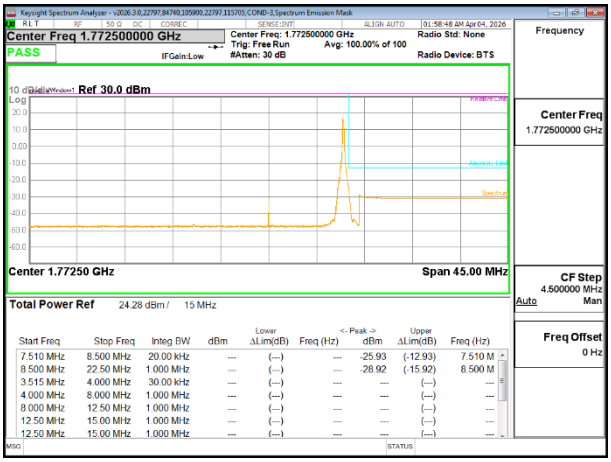

5G NR n66 15MHz BPSK High Channel RB1-77

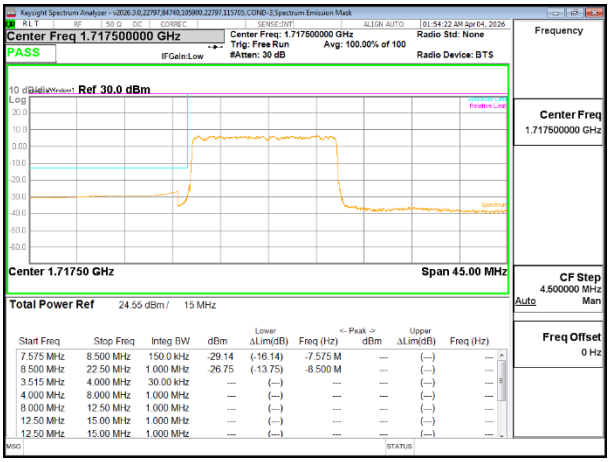

5G NR n66 15MHz BPSK Low Channel RB75-0

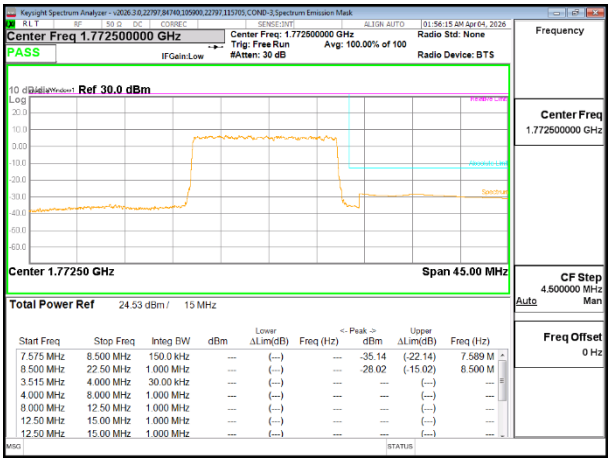

5G NR n66 15MHz BPSK High Channel RB75-0

UL LLC
12 Laboratory Drive, Durham, NC 27713
TEL: (919) 549-1400

This report shall not be reproduced except in full, without the written approval of UL LLC.

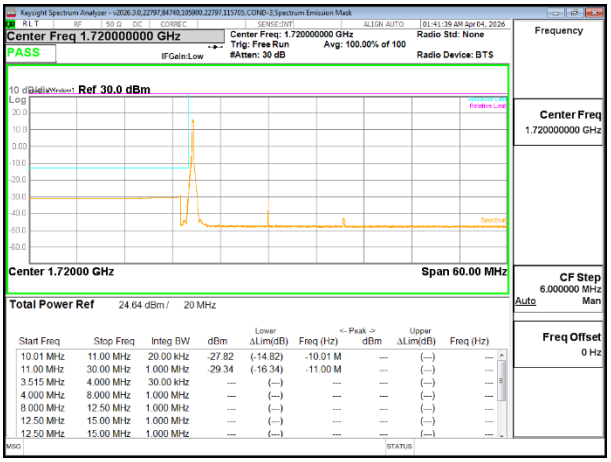

5G NR n66 20MHz BPSK Low Channel RB1-1

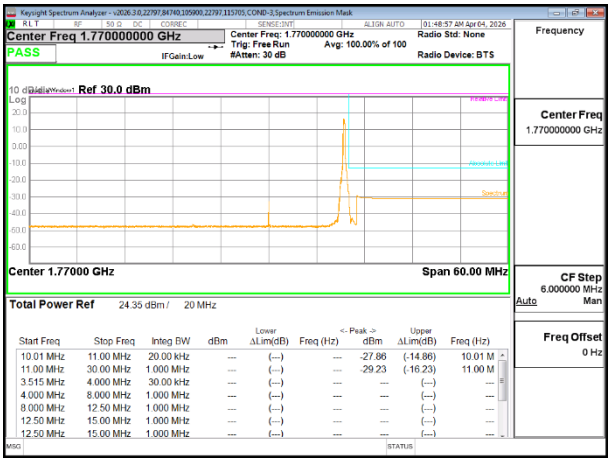

5G NR n66 20MHz BPSK High Channel RB1-104

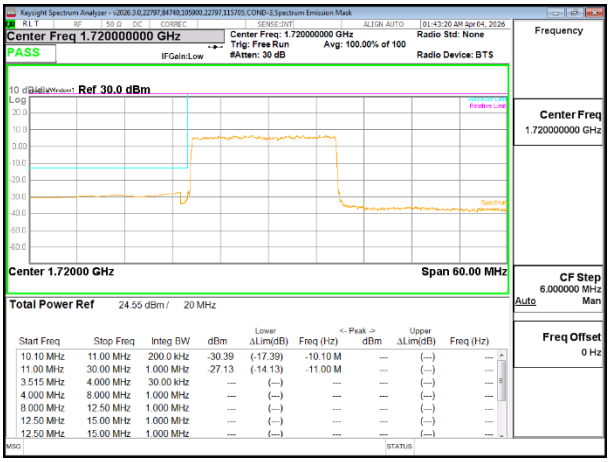

5G NR n66 20MHz BPSK Low Channel RB100-0

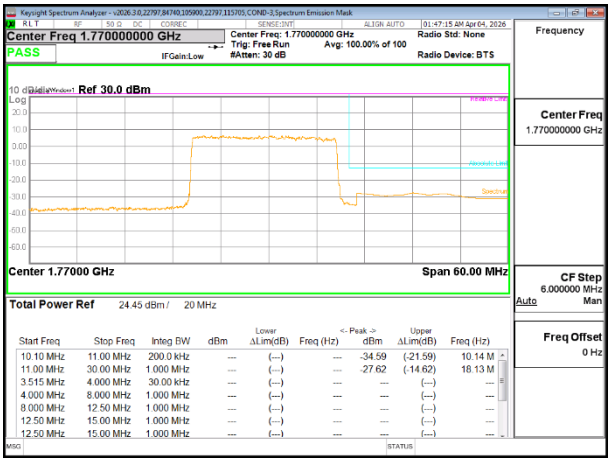

5G NR n66 20MHz BPSK High Channel RB100-0

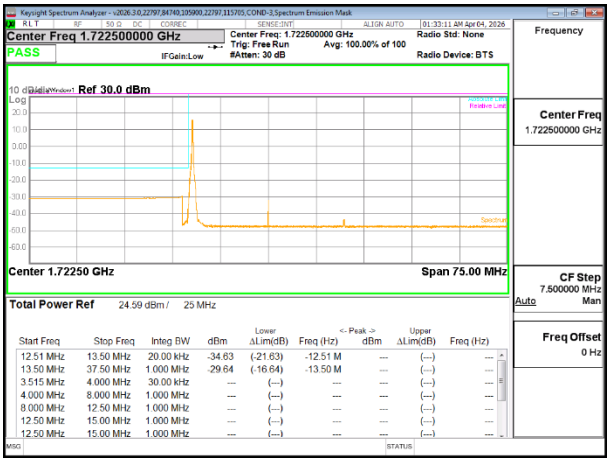

5G NR n66 25MHz BPSK Low Channel RB1-1

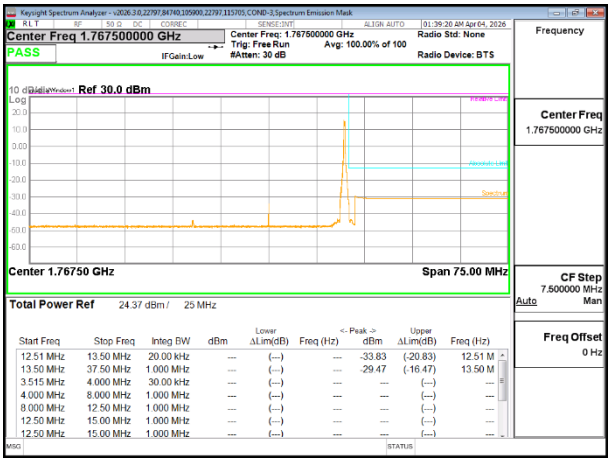

5G NR n66 25MHz BPSK High Channel RB1-131

UL LLC
12 Laboratory Drive, Durham, NC 27713
TEL: (919) 549-1400

This report shall not be reproduced except in full, without the written approval of UL LLC.

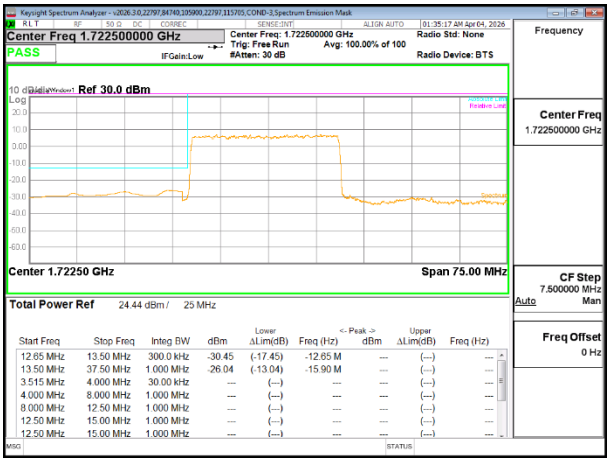

5G NR n66 25MHz BPSK Low Channel RB128-0

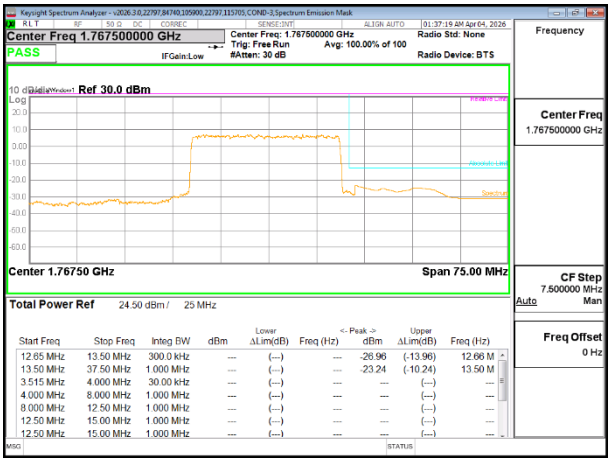

5G NR n66 25MHz BPSK High Channel RB128-0

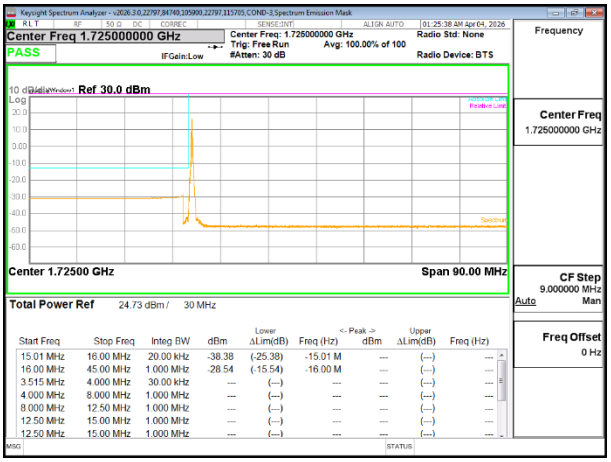

5G NR n66 30MHz BPSK Low Channel RB1-1

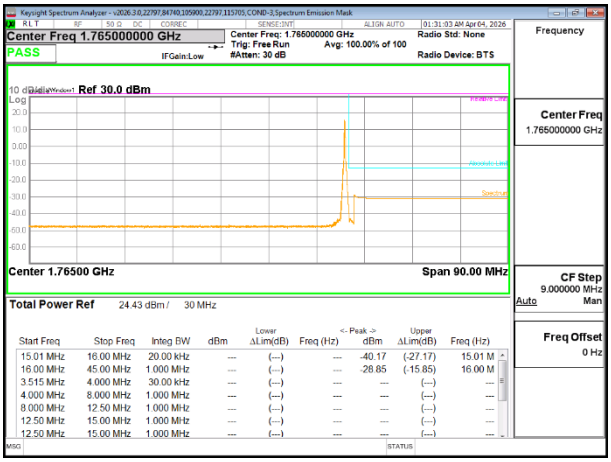

5G NR n66 30MHz BPSK High Channel RB1-158

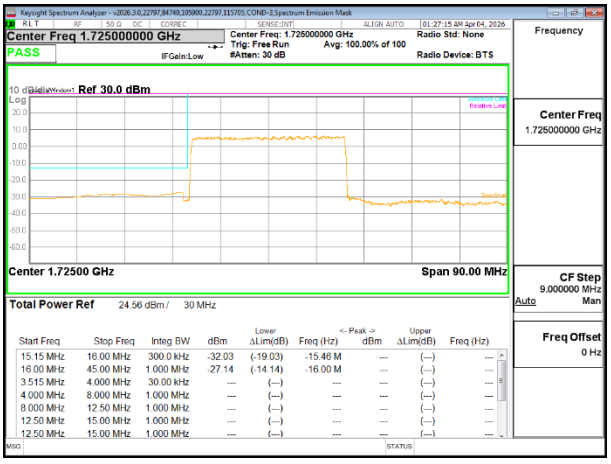

5G NR n66 30MHz BPSK Low Channel RB160-0

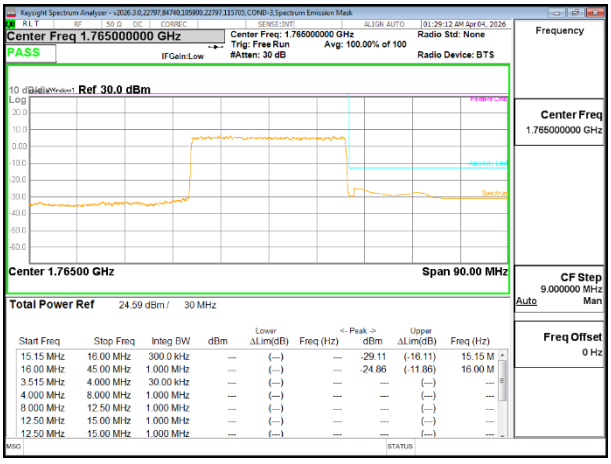

5G NR n66 30MHz BPSK High Channel RB160-0

UL LLC
12 Laboratory Drive, Durham, NC 27713
TEL: (919) 549-1400

This report shall not be reproduced except in full, without the written approval of UL LLC.

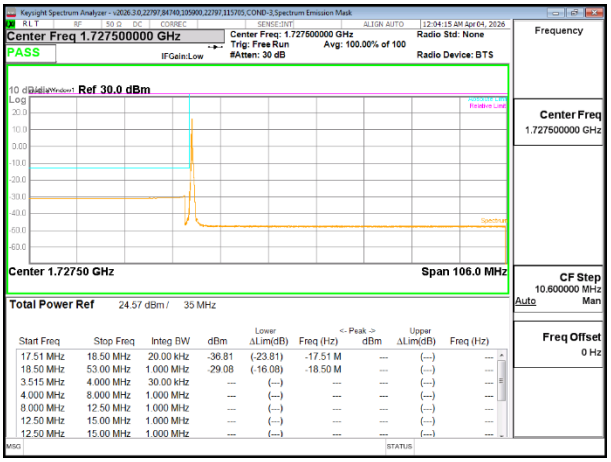

5G NR n66 35MHz BPSK Low Channel RB1-1

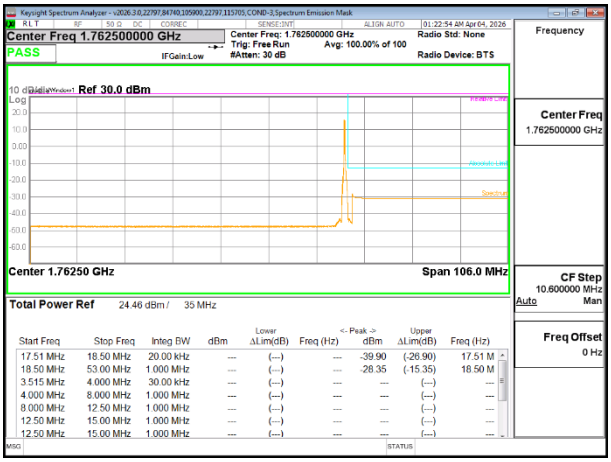

5G NR n66 35MHz BPSK High Channel RB1-186

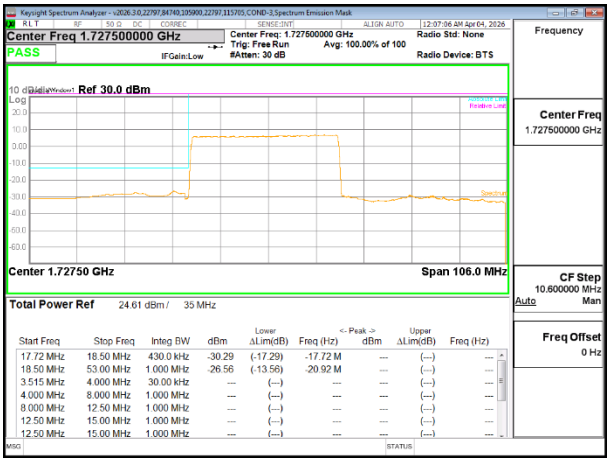

5G NR n66 35MHz BPSK Low Channel RB180-0

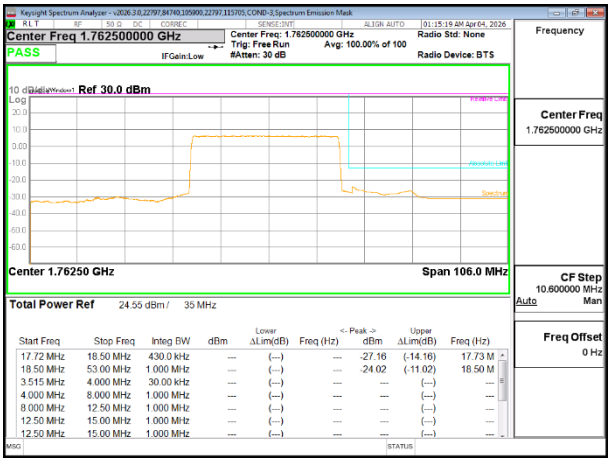

5G NR n66 35MHz BPSK High Channel RB180-0

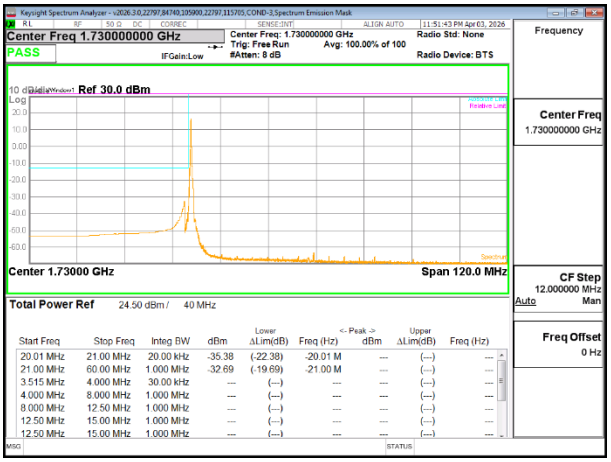

5G NR n66 40MHz BPSK Low Channel RB1-1

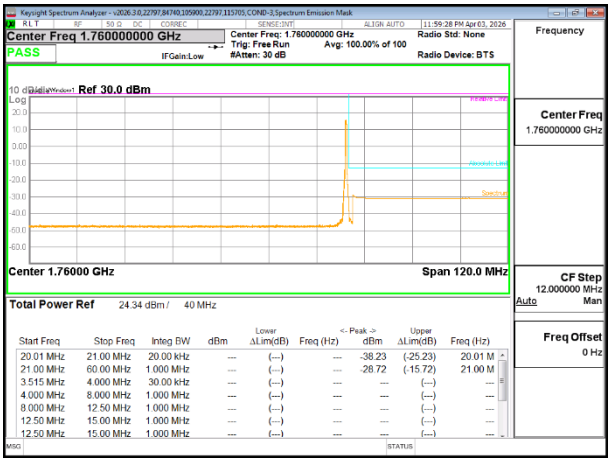

5G NR n66 40MHz BPSK High Channel RB1-214

UL LLC
12 Laboratory Drive, Durham, NC 27713
TEL: (919) 549-1400

This report shall not be reproduced except in full, without the written approval of UL LLC.

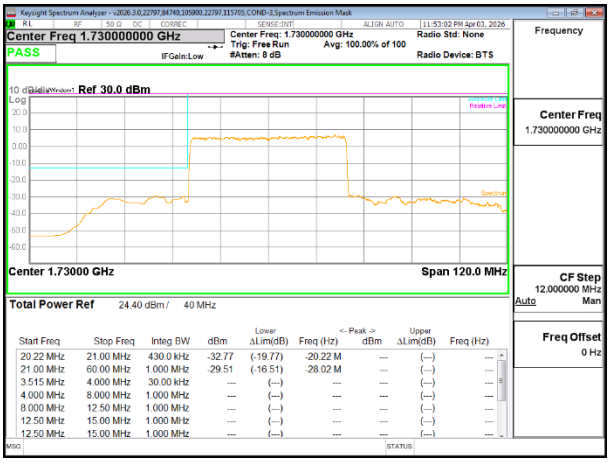

5G NR n66 40MHz BPSK Low Channel RB216-0

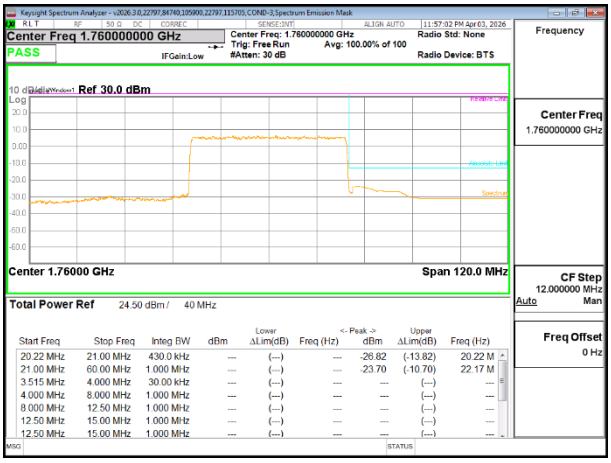

5G NR n66 40MHz BPSK High Channel RB216-0

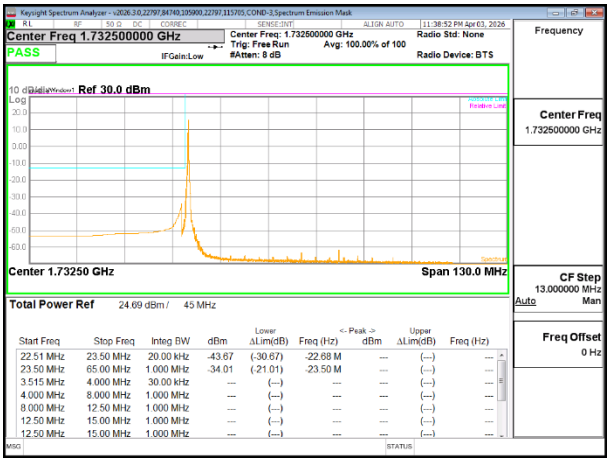

5G NR n66 45MHz BPSK Low Channel RB1-1

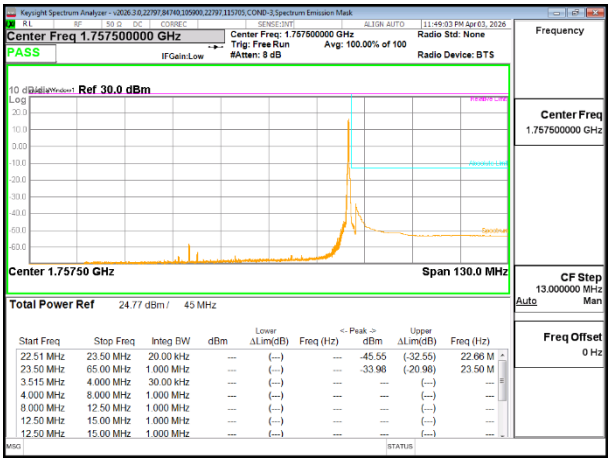

5G NR n66 45MHz BPSK High Channel RB1-240

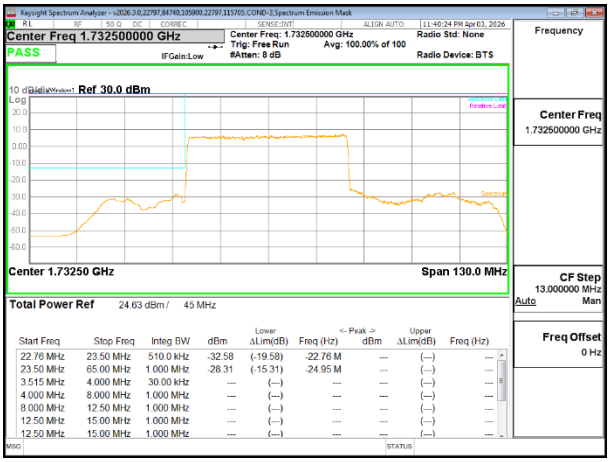

5G NR n66 45MHz BPSK Low Channel RB240-0

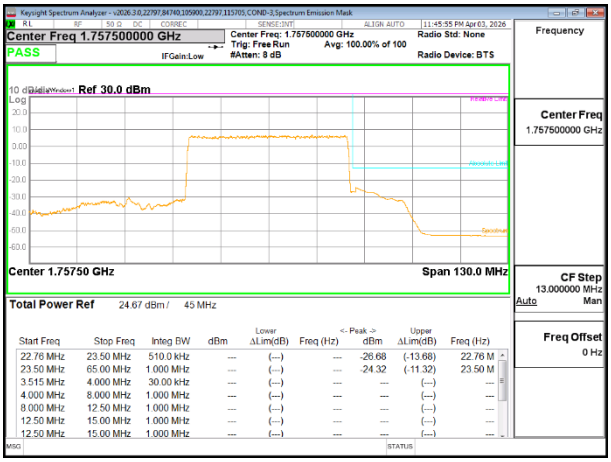

5G NR n66 45MHz BPSK High Channel RB240-0

UL LLC
12 Laboratory Drive, Durham, NC 27713
TEL: (919) 549-1400

This report shall not be reproduced except in full, without the written approval of UL LLC.

8.3. OUT OF BAND EMISSIONS

LIMITS

FCC: §27.53 (h)
The minimum permissible attenuation level of any spurious emissions is 43 + 10 log (P) dB where transmitting power (P) in Watts.

ISED: RSS139§5.6
The minimum permissible attenuation level of any spurious emissions is 43 + 10 log (P) dB where transmitting power (P) in Watts.

TEST PROCEDURE

The RF output of the transmitter was connected to a spectrum analyzer through a calibrated coaxial cable. Sufficient scans were taken to show the out-of-band Emissions, if any, up to 10th harmonic. Multiple sweeps were recorded in maximum hold mode using a peak detector to ensure that the worst-case emissions were caught.

For each out of band emissions measurement:

- Set display line at -13 dBm
- Set RBW & VBW to 100 kHz for the measurement below 1 GHz, and 1 MHz for the measurement above 1 GHz. (NOTE: Worst case set RBW/VBW to 1MHz/3MHz)

RESULTS

QPSK with 1RB is the highest power to all bandwidth. 1RB has the same frequency and power to all bandwidth. Therefore, QPSK with 1RB and wider bandwidths results are reported as worst case for LTE bands.

BPSK with 1RB is the highest power to all bandwidth. 1RB has the same frequency and power to all bandwidth. Therefore, BPSK with 1RB and wider bandwidths results are reported as worst case for 5G NRs.

UL LLC
12 Laboratory Drive, Durham, NC 27713 TEL: (919) 549-1400
This report shall not be reproduced except in full, without the written approval of UL LLC.

8.3.1. LTE BAND 66

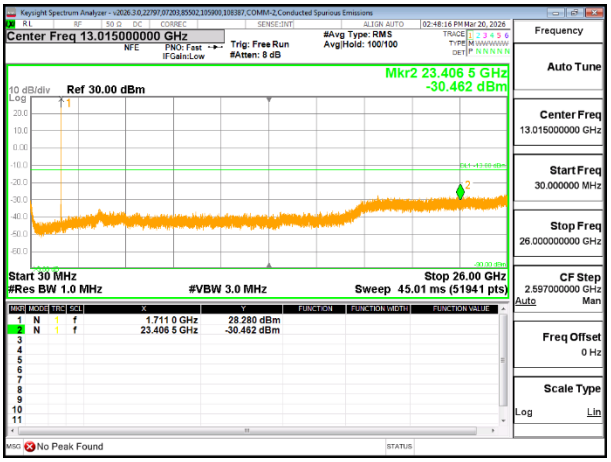

LTE B66 20MHz QPSK Low Channel RB1-0

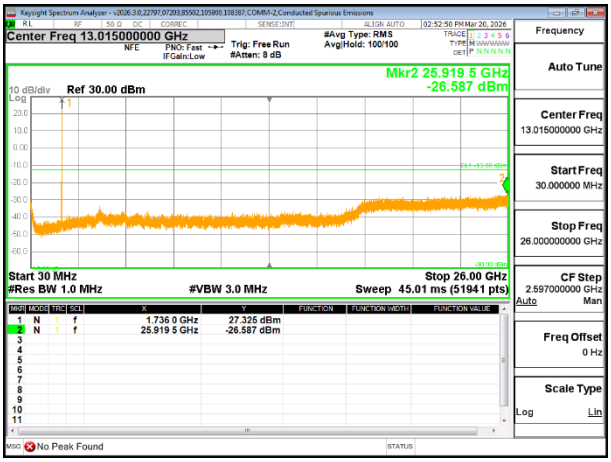

LTE B66 20MHz QPSK Middle Channel RB1-0

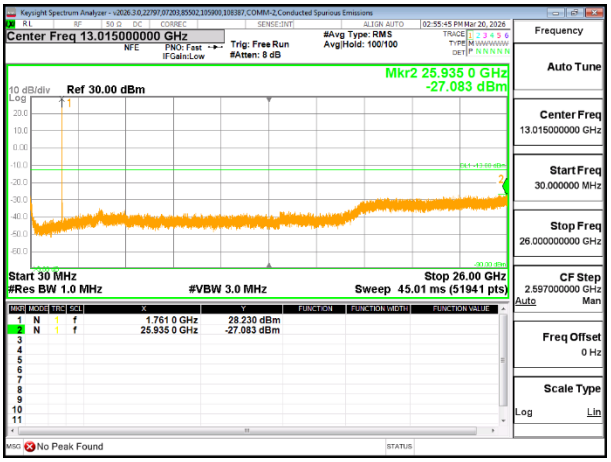

LTE B66 20MHz QPSK High Channel RB1-0

Intentionally Blank

UL LLC
12 Laboratory Drive, Durham, NC 27713
TEL: (919) 549-1400

This report shall not be reproduced except in full, without the written approval of UL LLC.

8.3.2. 5G NR n66

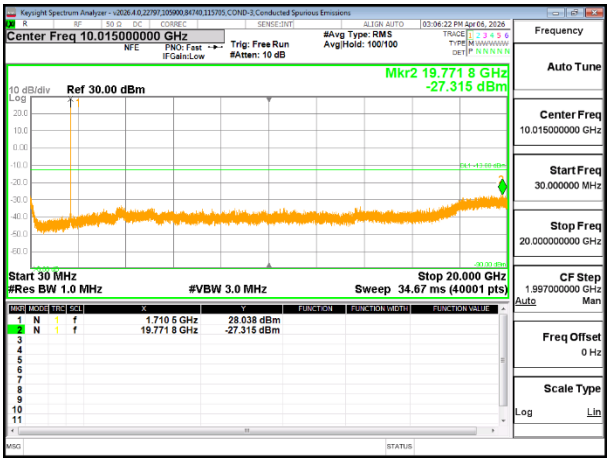

5G NR n66 45MHz BPSK Low Channel RB1-1

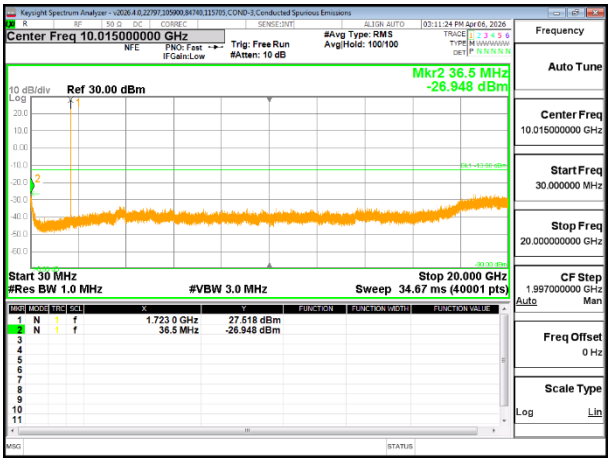

5G NR n66 45MHz BPSK Middle Channel RB1-1

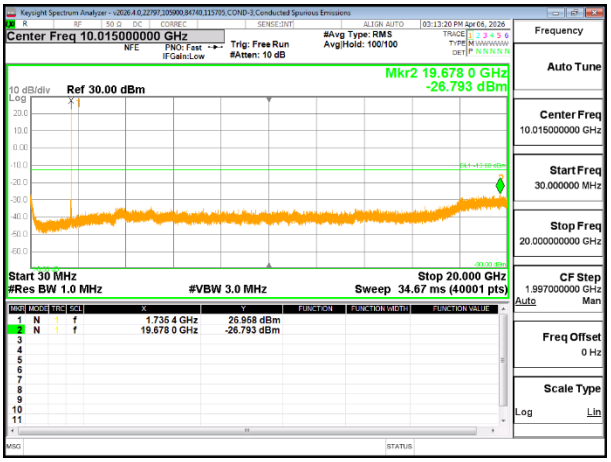

5G NR n66 45MHz BPSK High Channel RB1-1

Intentionally Blank

UL LLC
12 Laboratory Drive, Durham, NC 27713
TEL: (919) 549-1400

This report shall not be reproduced except in full, without the written approval of UL LLC.

8.4. FREQUENCY STABILITY

LIMITS

FCC: §27.54
The frequency stability shall be sufficient to ensure that the fundamental emission stays within the authorized frequency block.

ISED: RSS139§5.4
The frequency stability shall be sufficient to ensure that the occupied bandwidth stays within the operating frequency block or frequency block group when tested to the temperature and supply voltage variations specified in RSS-Gen.

TEST PROCEDURE

Use base station simulator with Frequency Error measurement capability.

- Temp. = −30°C to +50°C
- Voltage = (85% - 115%)

  Low voltage, 3.7VDC, Normal, 3.89VDC and High voltage, 4.45VDC.
  End Voltage, 3.7VDC.

Frequency Stability vs Temperature:
The EUT is place inside a temperature chamber. The temperature is set to 20ºC and allowed to stabilize. After sufficient soak time, the transmitting frequency error is measured. The temperature is increased by 10 degrees, allowed to stabilize and soak, and then the measurement is repeated. This is repeated until +50ºC is reached.

Frequency Stability vs Voltage:
The peak frequency error is recorded (worst-case).

RESULTS

See the following pages.

UL LLC
12 Laboratory Drive, Durham, NC 27713 TEL: (919) 549-1400
This report shall not be reproduced except in full, without the written approval of UL LLC.

8.4.1. LTE BAND 66 (20MHz BANDWIDTH)

Test Engineer ID:	105900	Test Data:	2026/03/05 - 2026/04/08

Band	66	Frequency Range		Frequency Error Reading (Hz)	Limit	
Condition		1710	1780			
Temperature	Voltage	Freq Reading @ Low End (MHz)	Freq Reading @ High End (MHz)		Frequency Stability (ppm)	Within Authorized Frequency Block (Hz)
Normal (20°C)	Normal	1692.9188	1793.6938			
Extreme (50°C)		1692.9187	1793.6937	-3.72	-0.002	Yes
Extreme (40°C)		1692.9187	1793.6937	-3.12	-0.002	Yes
Extreme (30°C)		1692.9187	1793.6937	-2.97	-0.002	Yes
Extreme (10°C)		1692.9187	1793.6937	-3.74	-0.002	Yes
Extreme (0°C)		1692.9187	1793.6937	-3.76	-0.002	Yes
Extreme (-10°C)		1692.9187	1793.6937	-3.1	-0.002	Yes
Extreme (-20°C)		1692.9188	1793.6938	4.83	0.003	Yes
Extreme (-30°C)		1692.9188	1793.6938	2.48	0.001	Yes
20°C	End Point Voltage	1692.9187	1793.6937	-3.61	-0.002	Yes

UL LLC
12 Laboratory Drive, Durham, NC 27713
TEL: (919) 549-1400

This report shall not be reproduced except in full, without the written approval of UL LLC.

8.4.2. 5G NR n66 (45MHz BANDWIDTH)

Test Engineer ID:	105900	Test Data:	2026/03/03 - 2026/04/09

Band	66	Frequency Range		Frequency Error Reading (Hz)	Limit	
Condition		1710	1780			
Temperature	Voltage	Freq Reading @ Low End (MHz)	Freq Reading @ High End (MHz)		Frequency Stability (ppm)	Within Authorized Frequency Block (Hz)
Normal (20°C)	Normal	1684.0250	1795.7250			
Extreme (50°C)		1684.0250	1795.7250	0.0135	0.000	Yes
Extreme (40°C)		1684.0250	1795.7250	0.0158	0.000	Yes
Extreme (30°C)		1684.0250	1795.7250	0.0134	0.000	Yes
Extreme (10°C)		1684.0250	1795.7250	0.0106	0.000	Yes
Extreme (0°C)		1684.0250	1795.7250	-0.108	0.000	Yes
Extreme (-10°C)		1684.0250	1795.7250	0.0164	0.000	Yes
Extreme (-20°C)		1684.0250	1795.7250	0.0132	0.000	Yes
Extreme (-30°C)		1684.0250	1795.7250	0.0196	0.000	Yes
20°C	End Point Voltage	1684.0250	1795.7250	0.0163	0.000	Yes

UL LLC
12 Laboratory Drive, Durham, NC 27713
TEL: (919) 549-1400

This report shall not be reproduced except in full, without the written approval of UL LLC.

8.5. PEAK-TO-AVERAGE POWER RATIO

LIMIT

FCC: §27.50 (d) (5)
In measuring transmissions in this band using an average power technique, the peak-to-average ratio (PAR) of the transmission may not exceed 13 dB.

ISED: RSS139§5.5
In addition, the peak to average power ratio (PAPR) of the equipment shall not exceed 13 dB for more than 0.1% of the time, using a signal that corresponds to the highest PAPR during periods of continuous transmission.

RESULT

Config 0 to measure as the worst case; full resource block (FRB) for each bandwidth was used to measure as the worst case.

8.5.1. LTE BAND 66

Test Engineer ID:	105900	Test Date	03/26/2026 - 03/27/2026

Band	Bandwidth (MHz)	Frequency (MHz)	RB Allocation	RB OffSet	Modulation	Conducted Power (dBm)		Peak-to-Average Power Ratio (dB)
						Peak	Average	
LTE Band 66	1.4MHz	1745.0	6	0	QPSK	26.56	23.05	3.51
					16QAM	26.72	22.31	4.41
	3MHz		15	0	QPSK	26.92	22.25	4.67
					16QAM	26.91	21.19	5.72
	5MHz		25	0	QPSK	26.96	22.2	4.76
					16QAM	27.23	21.2	6.03
	10MHz		50	0	QPSK	27.24	22.22	5.02
					16QAM	27.1	21.2	5.9
	15MHz		75	0	QPSK	27.12	22.15	4.97
					16QAM	27.18	21.21	5.97
	20MHz		100	0	QPSK	27.19	22.19	5
					16QAM	27.29	21.2	6.09
Duty Cycle Correction Factor (dB) =								
Peak-to-Average Power Ratio= Peak Reading - Average Reading - Duty Cycle Correction Factor								

UL LLC
12 Laboratory Drive, Durham, NC 27713 TEL: (919) 549-1400
This report shall not be reproduced except in full, without the written approval of UL LLC.

8.5.2. 5G NR n66

Test Engineer ID:	105900	Test Date	03/26/2026 - 03/27/2026

Band	Bandwidth (MHz)	Frequency (MHz)	RB Allocation	RB OffSet	Modulation	Conducted Power (dBm)		Peak-to-Average Power Ratio (dB)
						Peak	Average	
5G NR n66	5MHz	1745.0	25	0	BPSK	26.14	22.13	4.01
					16QAM	26.04	21.39	4.65
	10MHz		50	0	BPSK	26.22	22.22	4
					16QAM	26.3	21.3	5
	15MHz		75	0	BPSK	26.28	22.16	4.12
					16QAM	26.15	21.35	4.8
	20MHz		100	0	BPSK	26.06	22.28	3.78
					16QAM	26.13	21.21	4.92
	25MHz		128	0	BPSK	26.22	22.36	3.86
					16QAM	26.52	21.26	5.26
	30MHz		160	0	BPSK	26.25	22.42	3.83
					16QAM	26.12	21.17	4.95
	35MHz		180	0	BPSK	26.19	22.48	3.71
					16QAM	26.13	21.27	4.86
	40MHz		216	0	BPSK	26.24	22.29	3.95
					16QAM	26.16	21.25	4.91
	45MHz		240	0	BPSK	26.33	22.41	3.92
					16QAM	26.39	21.45	4.94
Duty Cycle Correction Factor (dB) =								
Peak-to-Average Power Ratio= Peak Reading - Average Reading - Duty Cycle Correction Factor								

UL LLC
12 Laboratory Drive, Durham, NC 27713
TEL: (919) 549-1400

This report shall not be reproduced except in full, without the written approval of UL LLC.

9. RADIATED TEST RESULTS

LIMITS

FCC: §27.53 (h)
The power of any emission outside of the authorized operating frequency ranges must be attenuated below the transmitting power (P) by a factor of at least 43 + 10 log (P) dB.

ISED: RSS139§5.6
Unwanted emissions shall be measured in terms of average values.

For all equipment, the TRP or total conducted power (sum of conducted power across all antenna connectors) of the unwanted emissions outside the frequency block or frequency block group shall not exceed the limits shown in table 6.

Table 6: Unwanted emission limits	
Offset from the edge of the frequency block or frequency block group	**Unwanted emission limits**
≤1 MHz	-13 dBm/(1% of OB*)
>1 MHz	-13 dBm/MHz

*OB is the frequency block or frequency block group. Note: EBW used over OB as worst-case.

UL LLC
12 Laboratory Drive, Durham, NC 27713
TEL: (919) 549-1400
This report shall not be reproduced except in full, without the written approval of UL LLC.

Radiated measurement using the Field Strength Method

Using the test configuration shown in Figure 6 below, the radiated emissions is measured directly from the EUT and convert the measured field strength or received power to ERP or EIRP, as required, for comparison to the applicable limits. As stated in 5.5.1 of ANSI C63.26-2015, the field strength measurement method using a test site validated to the requirements of ANSI C63.4 is an alternative to the substitution measurement.

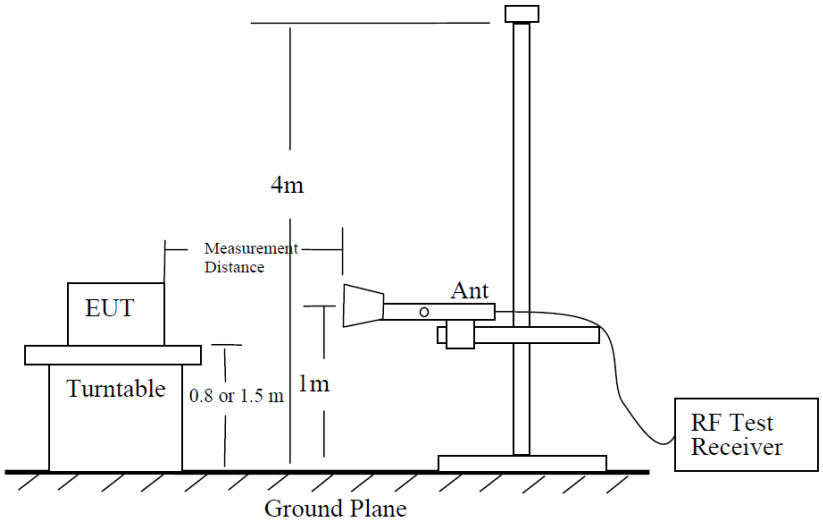

Figure 6 —Test site-up for radiated ERP and/or EIRP measurements

Radiated Power Measurement Calculation According to ANSI C63.26-2015

a) E (dBμV/m) = Measured amplitude level (dBμV) + Cable Loss (dB) + Antenna Factor (dB/m).
b) E (dBμV/m) = Measured amplitude level (dBm) + 107 + Cable Loss (dB) + Antenna Factor (dB/m).
c) E (dBμV/m) = EIRP (dBm) − 20log(D) + 104.8; where D is the measurement distance (in the far field region) in m.
d) EIRP (dBm) = E (dBμV/m) + 20log(D) − 104.8; where D is the measurement distance (in the far field region) in m.

So, from d)

The measuring distance is usually at 3m, then 20*Log(3)=9.5424

Then, EIRP (dBm) = E (dBμV/m) + 9.5424 − 104.8 = E (dBμV/m) – 95.2576

Note: Confidence check of each chamber is performed daily to see if any degradation from expected/normal reading reference data. Ambient check of each chamber is performed monthly.

UL LLC
12 Laboratory Drive, Durham, NC 27713 TEL: (919) 549-1400
This report shall not be reproduced except in full, without the written approval of UL LLC.

Example Plot

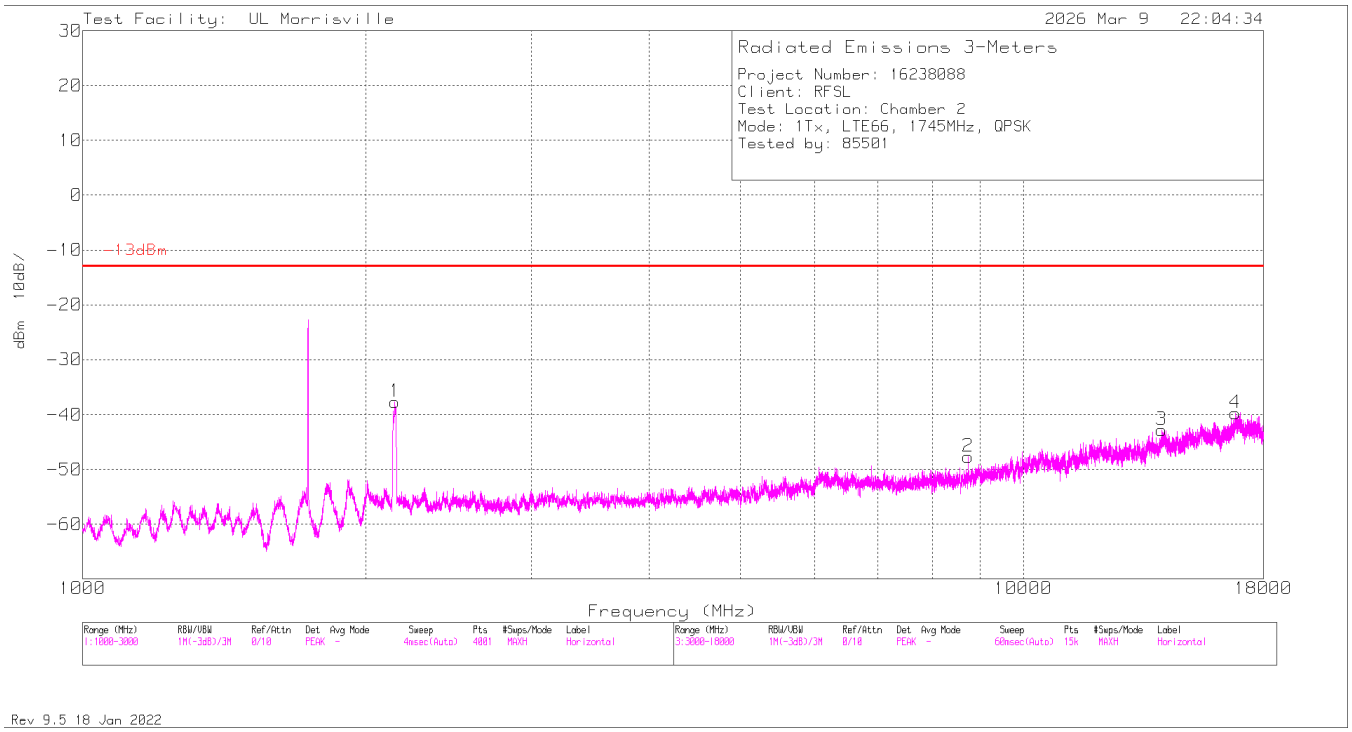

Horizontal Polarity

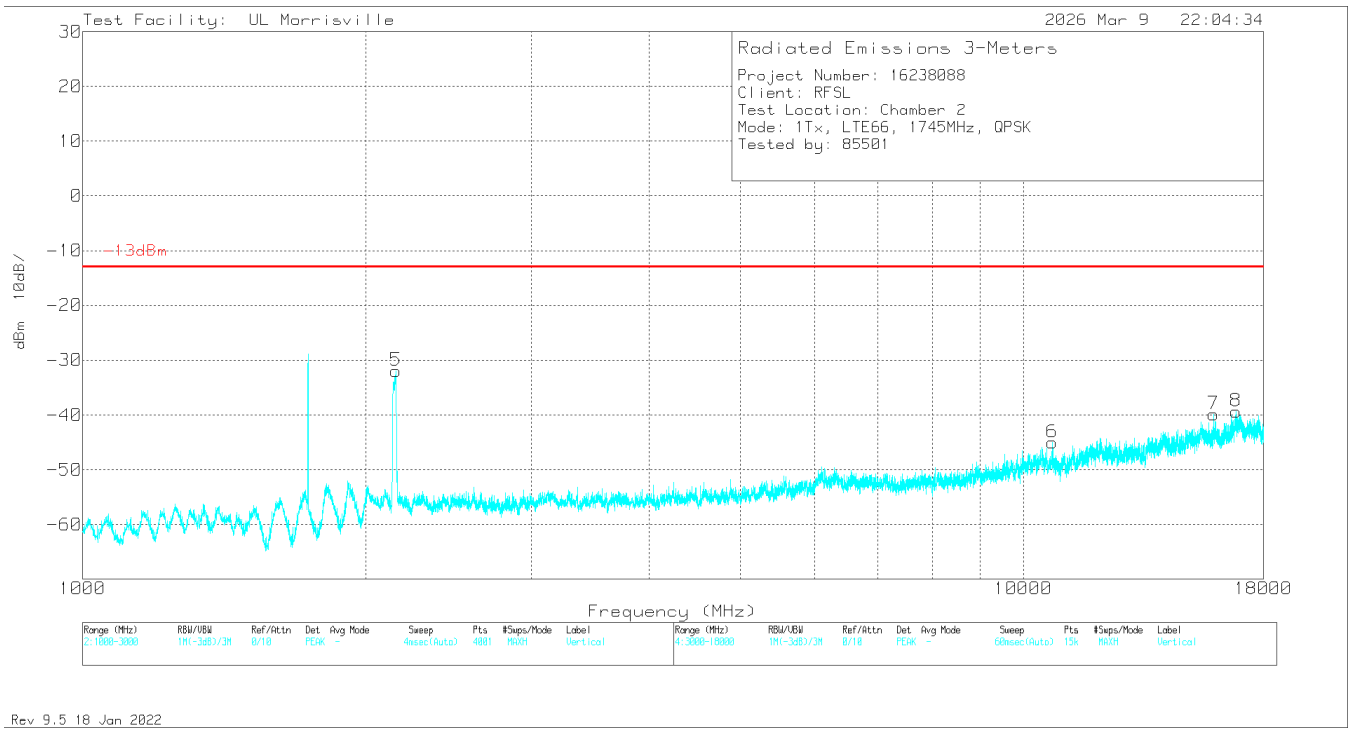

Vertical Polarity

UL LLC
12 Laboratory Drive, Durham, NC 27713
TEL: (919) 549-1400

This report shall not be reproduced except in full, without the written approval of UL LLC.

Trace Markers

Marker	Frequency (MHz)	Meter Reading (dBm)	Det	88761 (dB/m)	Gain/Loss (dB)	CF (dB)	Filter (dB)	Corrected Reading dBm	-13dBm	Margin (dB)	Azimuth (Degs)	Height (cm)	Polarity
1 (DL)	2147.5	-32.57	Pk	32	-50.1	11.8	1.2	-37.67	-	-	0-360	101	H
5 (DL)	2152.5	-27.02	Pk	32	-49.9	11.8	1.2	-31.92	-	-	0-360	299	V
2	8741	-54.89	Pk	35.9	-40.5	11.8	0	-47.69	-13	-34.69	0-360	200	H
6	10736	-53.74	Pk	37.6	-40.7	11.8	0	-45.04	-13	-32.04	0-360	299	V
3	14035	-54.9	Pk	39.1	-38.8	11.8	0	-42.8	-13	-29.8	0-360	100	H
7	15936	-56.15	Pk	40.5	-36	11.8	0	-39.85	-13	-26.85	0-360	299	V
4	16817	-57.33	Pk	41.1	-35.3	11.8	0	-39.73	-13	-26.73	0-360	100	H
8	16840	-56.8	Pk	41.1	-35.5	11.8	0	-39.4	-13	-26.4	0-360	200	V

Pk - Peak detector

DL – Downlink from Callbox.

UL LLC
12 Laboratory Drive, Durham, NC 27713
TEL: (919) 549-1400

This report shall not be reproduced except in full, without the written approval of UL LLC.

9.1. EFFECTIVE RADIATED POWER ERP/EIRP

EIRP/ERP TEST PROCEDURE

ANSI C63.26:2015
KDB 971168 D01 Section 5.2

For average power measurements:

a) Set span to at least 1.5 times the OBW;

b) Set RBW = 1-5% of the OBW, not to exceed 1 MHz;

c) Set VBW ≥ 3 x RBW;

d) Set number of points in sweep ≥ 2 × span / RBW;

e) Sweep time = auto-couple;

f) Detector = RMS (power averaging);

g) Trace average at least 100 traces in power averaging (i.e., RMS) mode.

h) Compute the power by integrating the spectrum across the OBW of the signal using the instrument's band power measurement function.

TEST RESULTS

UL LLC
12 Laboratory Drive, Durham, NC 27713 TEL: (919) 549-1400
This report shall not be reproduced except in full, without the written approval of UL LLC.

9.1.1. LTE BAND 66

Freq (MHz)	Band/Bandwidth	RB Size-Offset	Modulation (Of EUT)	EIRP (W)	$EIRP_{DUT}$ (dBm)	Limit (dBm)	Margin (dB)
1710.700	LTE B66/4 1.4 MHz (ANT B)	RB1-0	QPSK	0.152	21.81	30.00	-8.19
1745.000		RB1-3	QPSK	0.149	21.74	30.00	-8.26
1779.300		RB1-5	QPSK	0.157	21.95	30.00	-8.05
1710.700		RB1-0	16QAM	0.130	21.14	30.00	-8.86
1745.000		RB1-3	16QAM	0.127	21.05	30.00	-8.95
1779.300		RB1-5	16QAM	0.133	**21.23**	30.00	-8.77
1711.500	LTE B66/4 3 MHz (ANT B)	RB1-0	QPSK	0.153	21.86	30.00	-8.14
1745.000		RB1-8	QPSK	0.157	21.96	30.00	-8.04
1778.500		RB1-14	QPSK	0.158	21.99	30.00	-8.01
1711.500		RB1-0	16QAM	0.127	21.02	30.00	-8.98
1745.000		RB1-8	16QAM	0.127	21.04	30.00	-8.96
1778.500		RB1-14	16QAM	0.129	21.12	30.00	-8.88
1712.500	LTE B66/4 5 MHz (ANT B)	RB1-0	QPSK	0.156	21.93	30.00	-8.07
1745.000		RB1-12	QPSK	0.156	21.93	30.00	-8.07
1777.500		RB1-24	QPSK	0.161	**22.05**	30.00	-7.95
1712.500		RB1-0	16QAM	0.129	21.11	30.00	-8.89
1745.000		RB1-12	16QAM	0.129	21.10	30.00	-8.90
1777.500		RB1-24	16QAM	0.131	21.18	30.00	-8.82
1715.000	LTE B66/4 10 MHz (ANT B)	RB1-0	QPSK	0.154	21.87	30.00	-8.13
1745.000		RB1-25	QPSK	0.153	21.86	30.00	-8.14
1775.000		RB1-49	QPSK	0.158	22.00	30.00	-8.00
1715.000		RB1-0	16QAM	0.127	21.03	30.00	-8.97
1745.000		RB1-25	16QAM	0.127	21.03	30.00	-8.97
1775.000		RB1-49	16QAM	0.127	21.04	30.00	-8.96
1717.500	LTE B66/4 15 MHz (ANT B)	RB1-0	QPSK	0.155	21.91	30.00	-8.09
1745.000		RB1-37	QPSK	0.152	21.83	30.00	-8.17
1772.500		RB1-74	QPSK	0.159	22.02	30.00	-7.98
1717.500		RB1-0	16QAM	0.129	21.10	30.00	-8.90
1745.000		RB1-37	16QAM	0.127	21.02	30.00	-8.98
1772.500		RB1-74	16QAM	0.133	21.22	30.00	-8.78
1720.000	LTE66(4) / 20MHz (ANT B)	RB1-0	QPSK	0.124	20.92	30.00	-9.08
1745.000		RB1-49	QPSK	0.152	21.82	30.00	-8.18
1770.000		RB1-99	QPSK	0.157	**21.96**	30.00	-8.04
1720.000		RB1-0	16QAM	0.100	20.00	30.00	-10.00
1745.000		RB1-49	16QAM	0.126	**21.02**	30.00	-8.98
1770.000		RB1-99	16QAM	0.099	19.95	30.00	-10.05

CONFIG 0

UL LLC
12 Laboratory Drive, Durham, NC 27713
TEL: (919) 549-1400

This report shall not be reproduced except in full, without the written approval of UL LLC.

Freq (MHz)	Band/Bandwidth	RB Size-Offset	Modulation (Of EUT)	EIRP (W)	$EIRP_{DUT}$ (dBm)	Limit (dBm)	Margin (dB)
1710.700	LTE B66/4 1.4 MHz (ANT G)	RB1-0	QPSK	0.264	24.22	30.00	-5.78
1745.000		RB1-3	QPSK	0.267	24.26	30.00	-5.74
1779.300		RB1-5	QPSK	0.276	24.41	30.00	-5.59
1710.700		RB1-0	16QAM	0.222	23.45	30.00	-6.55
1745.000		RB1-3	16QAM	0.227	23.56	30.00	-6.44
1779.300		RB1-5	16QAM	0.233	23.68	30.00	-6.32
1711.500	LTE B66/4 3 MHz (ANT G)	RB1-0	QPSK	0.267	24.26	30.00	-5.74
1745.000		RB1-8	QPSK	0.280	24.47	30.00	-5.53
1778.500		RB1-14	QPSK	0.276	24.40	30.00	-5.60
1711.500		RB1-0	16QAM	0.221	23.44	30.00	-6.56
1745.000		RB1-8	16QAM	0.238	**23.76**	30.00	-6.24
1778.500		RB1-14	16QAM	0.231	23.63	30.00	-6.37
1712.500	LTE B66/4 5 MHz (ANT G)	RB1-0	QPSK	0.273	24.36	30.00	-5.64
1745.000		RB1-12	QPSK	0.284	**24.54**	30.00	-5.46
1777.500		RB1-24	QPSK	0.279	24.46	30.00	-5.54
1712.500		RB1-0	16QAM	0.226	23.55	30.00	-6.45
1745.000		RB1-12	16QAM	0.229	23.59	30.00	-6.41
1777.500		RB1-24	16QAM	0.233	23.67	30.00	-6.33
1715.000	LTE B66/4 10 MHz (ANT G)	RB1-0	QPSK	0.268	24.27	30.00	-5.73
1745.000		RB1-25	QPSK	0.274	24.37	30.00	-5.63
1775.000		RB1-49	QPSK	0.270	24.32	30.00	-5.68
1715.000		RB1-0	16QAM	0.218	23.39	30.00	-6.61
1745.000		RB1-25	16QAM	0.226	23.54	30.00	-6.46
1775.000		RB1-49	16QAM	0.226	23.55	30.00	-6.45
1717.500	LTE B66/4 15 MHz (ANT G)	RB1-0	QPSK	0.276	24.41	30.00	-5.59
1745.000		RB1-37	QPSK	0.275	24.39	30.00	-5.61
1772.500		RB1-74	QPSK	0.272	24.35	30.00	-5.65
1717.500		RB1-0	16QAM	0.222	23.46	30.00	-6.54
1745.000		RB1-37	16QAM	0.228	23.58	30.00	-6.42
1772.500		RB1-74	16QAM	0.229	23.59	30.00	-6.41
1720.000	LTE66(4) / 20MHz (ANT G)	RB1-0	QPSK	0.230	23.61	30.00	-6.39
1745.000		RB1-49	QPSK	0.277	**24.42**	30.00	-5.58
1770.000		RB1-99	QPSK	0.246	23.91	30.00	-6.09
1720.000		RB1-0	16QAM	0.187	22.72	30.00	-7.28
1745.000		RB1-49	16QAM	0.232	**23.65**	30.00	-6.35
1770.000		RB1-99	16QAM	0.213	23.29	30.00	-6.71

CONFIG 1

UL LLC
12 Laboratory Drive, Durham, NC 27713
TEL: (919) 549-1400

This report shall not be reproduced except in full, without the written approval of UL LLC.

9.1.2. 5G NR n66

Freq (MHz)	Band/Bandwidth	RB Size-Offset	Modulation (Of EUT)	EIRP (W)	$EIRP_{DUT}$ (dBm)	Limit (dBm)	Margin (dB)
1712.500	n66(4) / 5MHz (ANT B)	RB1-1	BPSK	0.131	21.16	30.00	-8.84
1745.000		RB1-12	BPSK	0.130	21.14	30.00	-8.86
1777.500		RB1-23	BPSK	0.117	20.69	30.00	-9.31
1712.500		RB1-1	16QAM	0.114	**20.55**	30.00	-9.45
1745.000		RB1-12	16QAM	0.107	20.28	30.00	-9.72
1777.500		RB1-23	16QAM	0.099	19.95	30.00	-10.05
1715.000	n66(4) / 10MHz (ANT B)	RB1-1	BPSK	0.132	21.20	30.00	-8.80
1745.000		RB1-26	BPSK	0.129	21.09	30.00	-8.91
1775.000		RB1-50	BPSK	0.116	20.66	30.00	-9.34
1715.000		RB1-1	16QAM	0.110	20.41	30.00	-9.59
1745.000		RB1-26	16QAM	0.103	20.11	30.00	-9.89
1775.000		RB1-50	16QAM	0.101	20.03	30.00	-9.97
1717.500	n66(4) / 15MHz (ANT B)	RB1-1	BPSK	0.129	21.11	30.00	-8.89
1745.000		RB1-39	BPSK	0.129	21.09	30.00	-8.91
1772.500		RB1-77	BPSK	0.116	20.65	30.00	-9.35
1717.500		RB1-1	16QAM	0.054	17.29	30.00	-12.71
1745.000		RB1-39	16QAM	0.105	20.22	30.00	-9.78
1772.500		RB1-77	16QAM	0.099	19.97	30.00	-10.03
1720.000	n66(4) / 20MHz (ANT B)	RB1-1	BPSK	0.133	**21.24**	30.00	-8.76
1745.000		RB1-53	BPSK	0.127	21.04	30.00	-8.96
1770.000		RB1-104	BPSK	0.119	20.77	30.00	-9.23
1720.000		RB1-1	16QAM	0.111	20.44	30.00	-9.56
1745.000		RB1-53	16QAM	0.107	20.30	30.00	-9.70
1770.000		RB1-104	16QAM	0.099	19.95	30.00	-10.05
1722.500	n66(4) / 25MHz (ANT B)	RB1-1	BPSK	0.082	19.16	30.00	-10.84
1745.000		RB1-66	BPSK	0.119	20.76	30.00	-9.24
1767.500		RB1-131	BPSK	0.117	20.68	30.00	-9.32
1722.500		RB1-1	16QAM	0.068	18.32	30.00	-11.68
1745.000		RB1-66	16QAM	0.102	20.09	30.00	-9.91
1767.500		RB1-131	16QAM	0.100	19.99	30.00	-10.01
1725.000	n66(4) / 30MHz (ANT B)	RB1-1	BPSK	0.117	20.67	30.00	-9.33
1745.000		RB1-80	BPSK	0.129	21.09	30.00	-8.91
1765.000		RB1-158	BPSK	0.118	20.73	30.00	-9.27
1725.000		RB1-1	16QAM	0.054	17.30	30.00	-12.70
1745.000		RB1-80	16QAM	0.103	20.13	30.00	-9.87
1765.000		RB1-158	16QAM	0.099	19.97	30.00	-10.03
1727.500	n66(4) / 35MHz (ANT B)	RB1-1	BPSK	0.088	19.44	30.00	-10.56
1745.000		RB1-94	BPSK	0.117	20.70	30.00	-9.30
1762.500		RB1-186	BPSK	0.117	20.69	30.00	-9.31
1727.500		RB1-1	16QAM	0.067	18.23	30.00	-11.77
1745.000		RB1-94	16QAM	0.092	19.64	30.00	-10.36
1762.500		RB1-186	16QAM	0.100	19.98	30.00	-10.02
1730.000	n66(4) / 40MHz (ANT B)	RB1-1	BPSK	0.089	19.48	30.00	-10.52
1745.000		RB1-108	BPSK	0.127	21.05	30.00	-8.95
1760.000		RB1-214	BPSK	0.116	20.66	30.00	-9.34
1730.000		RB1-1	16QAM	0.072	18.60	30.00	-11.40
1745.000		RB1-108	16QAM	0.104	20.15	30.00	-9.85
1760.000		RB1-214	16QAM	0.099	19.95	30.00	-10.05
1732.500	n66(4) / 45MHz (ANT B)	RB1-1	BPSK	0.115	20.59	30.00	-9.41
1745.000		RB1-121	BPSK	0.127	**21.03**	30.00	-8.97
1757.000		RB1-240	BPSK	0.119	20.77	30.00	-9.23
1732.500		RB1-1	16QAM	0.095	19.80	30.00	-10.20
1745.000		RB1-121	16QAM	0.107	**20.30**	30.00	-9.70
1757.500		RB1-240	16QAM	0.091	19.61	30.00	-10.39

CONFIG 0

This report shall not be reproduced except in full, without the written approval of UL LLC.

Freq (MHz)	Band/Bandwidth	RB Size-Offset	Modulation (Of EUT)	EIRP (W)	$EIRP_{DUT}$ (dBm)	Limit (dBm)	Margin (dB)
1712.500	n66(4) / 5MHz (ANT G)	RB1-1	BPSK	0.222	23.46	30.00	-6.54
1745.000		RB1-12	BPSK	0.228	23.58	30.00	-6.42
1777.500		RB1-23	BPSK	0.221	23.44	30.00	-6.56
1712.500		RB1-1	16QAM	0.186	22.69	30.00	-7.31
1745.000		RB1-12	16QAM	0.200	23.02	30.00	-6.98
1777.500		RB1-23	16QAM	0.194	22.88	30.00	-7.12
1715.000	n66(4) / 10MHz (ANT G)	RB1-1	BPSK	0.216	23.35	30.00	-6.65
1745.000		RB1-26	BPSK	0.218	23.38	30.00	-6.62
1775.000		RB1-50	BPSK	0.218	23.39	30.00	-6.61
1715.000		RB1-1	16QAM	0.187	22.72	30.00	-7.28
1745.000		RB1-26	16QAM	0.191	22.82	30.00	-7.18
1775.000		RB1-50	16QAM	0.187	22.73	30.00	-7.27
1717.500	n66(4) / 15MHz (ANT G)	RB1-1	BPSK	0.226	23.55	30.00	-6.45
1745.000		RB1-39	BPSK	0.219	23.41	30.00	-6.59
1772.500		RB1-77	BPSK	0.213	23.29	30.00	-6.71
1717.500		RB1-1	16QAM	0.196	22.93	30.00	-7.07
1745.000		RB1-39	16QAM	0.186	22.70	30.00	-7.30
1772.500		RB1-77	16QAM	0.190	22.79	30.00	-7.21
1720.000	n66(4) / 20MHz (ANT G)	RB1-1	BPSK	0.210	23.22	30.00	-6.78
1745.000		RB1-53	BPSK	0.216	23.35	30.00	-6.65
1770.000		RB1-104	BPSK	0.222	23.47	30.00	-6.53
1720.000		RB1-1	16QAM	0.183	22.63	30.00	-7.37
1745.000		RB1-53	16QAM	0.189	22.77	30.00	-7.23
1770.000		RB1-104	16QAM	0.187	22.71	30.00	-7.29
1722.500	n66(4) / 25MHz (ANT G)	RB1-1	BPSK	0.222	23.47	30.00	-6.53
1745.000		RB1-66	BPSK	0.230	23.61	30.00	-6.39
1767.500		RB1-131	BPSK	0.217	23.37	30.00	-6.63
1722.500		RB1-1	16QAM	0.192	22.84	30.00	-7.16
1745.000		RB1-66	16QAM	0.199	22.98	30.00	-7.02
1767.500		RB1-131	16QAM	0.188	22.75	30.00	-7.25
1725.000	n66(4) / 30MHz (ANT G)	RB1-1	BPSK	0.216	23.34	30.00	-6.66
1745.000		RB1-80	BPSK	0.216	23.35	30.00	-6.65
1765.000		RB1-158	BPSK	0.223	23.49	30.00	-6.51
1725.000		RB1-1	16QAM	0.201	**23.03**	30.00	-6.97
1745.000		RB1-80	16QAM	0.188	22.75	30.00	-7.25
1765.000		RB1-158	16QAM	0.200	23.00	30.00	-7.00
1727.500	n66(4) / 35MHz (ANT G)	RB1-1	BPSK	0.215	23.33	30.00	-6.67
1745.000		RB1-94	BPSK	0.230	**23.62**	30.00	-6.38
1762.500		RB1-186	BPSK	0.212	23.27	30.00	-6.73
1727.500		RB1-1	16QAM	0.198	22.96	30.00	-7.04
1745.000		RB1-94	16QAM	0.200	23.00	30.00	-7.00
1762.500		RB1-186	16QAM	0.194	22.87	30.00	-7.13
1730.000	n66(4) / 40MHz (ANT G)	RB1-1	BPSK	0.211	23.25	30.00	-6.75
1745.000		RB1-108	BPSK	0.216	23.35	30.00	-6.65
1760.000		RB1-214	BPSK	0.219	23.41	30.00	-6.59
1730.000		RB1-1	16QAM	0.197	22.95	30.00	-7.05
1745.000		RB1-108	16QAM	0.188	22.74	30.00	-7.26
1760.000		RB1-214	16QAM	0.192	22.83	30.00	-7.17
1732.500	n66(4) / 45MHz (ANT G)	RB1-1	BPSK	0.223	23.49	30.00	-6.51
1745.000		RB1-121	BPSK	0.232	**23.66**	30.00	-6.34
1757.000		RB1-240	BPSK	0.224	23.51	30.00	-6.49
1732.500		RB1-1	16QAM	0.168	22.26	30.00	-7.74
1745.000		RB1-121	16QAM	0.191	**22.81**	30.00	-7.19
1757.500		RB1-240	16QAM	0.189	22.76	30.00	-7.24

CONFIG 1

UL LLC
12 Laboratory Drive, Durham, NC 27713
TEL: (919) 549-1400

This report shall not be reproduced except in full, without the written approval of UL LLC.

9.2. FIELD STRENGTH OF SPURIOUS RADIATION, ABOVE 1GHz

TEST PROCEDURE

KDB 971168 D01 /D02

All tests above 1GHz were done with a Resolution Bandwidth of 1MHz, and a Video Bandwidth of 3MHz

RESULTS

UL LLC
12 Laboratory Drive, Durham, NC 27713
TEL: (919) 549-1400

This report shall not be reproduced except in full, without the written approval of UL LLC.

9.2.1. LTE BAND 66

LTE BAND 66 (QPSK 20.0MHZ BANDWIDTH, Config 0)

Project #:	16238088
Date:	2026-03-09
Test Engineer:	85501
Configuration:	EUT Only
Mode	LTE 66 QPSK 20MHz
Chamber #:	Chamber 2

Frequency (GHz)	Meter Reading (dBm)	Det	88761 (dB/m)	CF	Gain/Loss (dB)	Corrected Reading (dBm)	LIMIT (dBm)	Margin (dB)	Polarity
Low Channel, 1720MHz									
6329	-55.65	Pk	35.7	11.8	-41.5	-49.65	-13	-36.65	H
6120	-54.66	Pk	35.6	11.8	-42.1	-49.36	-13	-36.36	V
15460	-55.95	Pk	40.7	11.8	-36.8	-40.25	-13	-27.25	H
13127	-56.65	Pk	38.6	11.8	-37.3	-43.55	-13	-30.55	V
17007	-57.8	Pk	41.3	11.8	-34.2	-38.9	-13	-25.9	H
17418	-56.69	Pk	41.2	11.8	-35.5	-39.19	-13	-26.19	V
Mid Channel, 1745MHz									
8741	-54.89	Pk	35.9	11.8	-40.5	-47.69	-13	-34.69	H
10736	-53.74	Pk	37.6	11.8	-40.7	-45.04	-13	-32.04	V
14035	-54.9	Pk	39.1	11.8	-38.8	-42.8	-13	-29.8	H
15936	-56.15	Pk	40.5	11.8	-36	-39.85	-13	-26.85	V
16817	-57.33	Pk	41.1	11.8	-35.3	-39.73	-13	-26.73	H
16840	-56.8	Pk	41.1	11.8	-35.5	-39.4	-13	-26.4	V
High Channel, 1770MHz									
6768	-54.66	Pk	35.6	11.8	-42.3	-49.56	-13	-36.56	H
6128	-54.02	Pk	35.6	11.8	-42.4	-49.02	-13	-36.02	V
12075	-56.85	Pk	39.1	11.8	-37.6	-43.55	-13	-30.55	H
12359	-56.08	Pk	38.8	11.8	-38.5	-43.98	-13	-30.98	V
17005	-58.47	Pk	41.3	11.8	-34.3	-39.67	-13	-26.67	H
16965	-57.78	Pk	41.3	11.8	-35.4	-40.08	-13	-27.08	V

UL LLC
12 Laboratory Drive, Durham, NC 27713
TEL: (919) 549-1400
This report shall not be reproduced except in full, without the written approval of UL LLC.

LTE BAND 66 (QPSK 20.0MHZ BANDWIDTH, Config 1)

Project #:	16238088
Date:	2026-03-09
Test Engineer:	115747 / 11993
Configuration:	EUT Only
Mode	LTE 66 QPSK 20MHz
Chamber #:	Chamber 2

Frequency (GHz)	Meter Reading (dBm)	Det	88761 (dB/m)	Gain/Loss (dB)	CF (dB)	Filter (dB)	Corrected Reading dBm	Limit (dBm)	Margin (dB)	Polarity
Low Channel, 1720MHz										
5596	-54.08	Pk	34.6	-43.3	11.8	0	-50.98	-13	-37.98	H
5593	-53.89	Pk	34.6	-42.8	11.8	0	-50.29	-13	-37.29	V
8026	-54.7	Pk	35.9	-42.4	11.8	0	-49.4	-13	-36.4	H
8049	-56.54	Pk	35.9	-41.3	11.8	0	-50.14	-13	-37.14	V
12094	-56.68	Pk	39.1	-38.2	11.8	0	-43.98	-13	-30.98	H
12059	-57.27	Pk	39.1	-37.9	11.8	0	-44.27	-13	-31.27	V
Mid Channel, 1745MHz										
3472	-51.78	Pk	32.9	-45.8	11.8	0	-52.88	-13	-39.88	H
3472	-51.41	Pk	32.9	-45.8	11.8	0	-52.51	-13	-39.51	V
5208	-50.51	Pk	34.2	-44.8	11.8	0	-49.31	-13	-36.31	H
5208	-47.73	Pk	34.2	-44.8	11.8	0	-46.53	-13	-33.53	V
10727	-54.74	Pk	37.6	-40.1	11.8	0	-45.44	-13	-32.44	H
10724	-55.42	Pk	37.6	-40	11.8	0	-46.02	-13	-33.02	V
High Channel, 1770MHz										
3522	-52.22	Pk	32.9	-45.6	11.8	0	-53.12	-13	-40.12	H
3522	-50.66	Pk	32.9	-45.6	11.8	0	-51.56	-13	-38.56	V
5283	-50.28	Pk	34.3	-44.5	11.8	0	-48.68	-13	-35.68	H
5283	-48.91	Pk	34.3	-44.5	11.8	0	-47.31	-13	-34.31	V
11303	-57.2	Pk	37.7	-38.9	11.8	0	-46.6	-13	-33.6	H
11288	-57.51	Pk	37.6	-38.3	11.8	0	-46.41	-13	-33.41	V

UL LLC
12 Laboratory Drive, Durham, NC 27713
TEL: (919) 549-1400
This report shall not be reproduced except in full, without the written approval of UL LLC.

9.2.2. 5G NR n66

5G NR n66 (BPSK 45.0MHZ BANDWIDTH, Config 0)

Project #:	16238088
Date:	2026-03-20
Test Engineer:	19289
Configuration:	EUT Only
Mode	5G NR n66 BPSK 45MHz
Chamber #:	Chamber 4

Frequency (GHz)	Meter Reading (dBm)	Det	206211 (dB/m)	Gain/Loss (dB)	CF (dB)	Filter (dB)	Corrected Reading dBm	Limit (dBm)	Margin (dB)	Polarity
Low Channel, 1732.5MHz										
3.838	-63.4	Pk	33.5	-32.5	11.8	0	-50.6	-13	-37.6	H
4.676	-64.01	Pk	34.1	-30.9	11.8	0	-49.01	-13	-36.01	V
9.027	-66.32	Pk	36	-23.7	11.8	0	-42.22	-13	-29.22	H
9.034	-66.66	Pk	36	-23.3	11.8	0	-42.16	-13	-29.16	V
16.734	-66.92	Pk	41.6	-17.2	11.8	0	-30.72	-13	-17.72	H
16.567	-66.06	Pk	41.3	-17.6	11.8	0	-30.56	-13	-17.56	V
Mid Channel, 1745MHz										
4.036	-63.89	Pk	33.3	-31.7	11.8	0	-50.49	-13	-37.49	H
4.513	-65.34	Pk	33.9	-30.9	11.8	0	-50.54	-13	-37.54	V
10.214	-64.87	Pk	37.3	-24.5	11.8	0	-40.27	-13	-27.27	H
10.181	-65.91	Pk	37.3	-24.4	11.8	0	-41.21	-13	-28.21	V
16.836	-66.32	Pk	41.7	-16.8	11.8	0	-29.62	-13	-16.62	H
17.12	-65.71	Pk	41.2	-17.4	11.8	0	-30.11	-13	-17.11	V
High Channel, 1757.5MHz										
3.082	-63.71	Pk	33	-33.9	11.8	0	-52.81	-13	-39.81	H
3.129	-63.45	Pk	32.9	-33.5	11.8	0	-52.25	-13	-39.25	V
9.144	-66.22	Pk	36.2	-24.4	11.8	0	-42.62	-13	-29.62	H
9.036	-67.07	Pk	36	-23.3	11.8	0	-42.57	-13	-29.57	V
17.573	-67.3	Pk	41.1	-15.3	11.8	0	-29.7	-13	-16.7	H
16.593	-65.57	Pk	41.4	-17.9	11.8	0	-30.27	-13	-17.27	V

UL LLC
12 Laboratory Drive, Durham, NC 27713
TEL: (919) 549-1400
This report shall not be reproduced except in full, without the written approval of UL LLC.

5G NR n66 (BPSK 45.0MHZ BANDWIDTH, Config 1)

Project #:	16238088
Date:	2026-03-20
Test Engineer:	19289
Configuration:	EUT Only
Mode	5G NR n66 BPSK 45MHz
Chamber #:	Chamber 4

Frequency (GHz)	Meter Reading (dBm)	Det	206211 (dB/m)	Gain/Loss (dB)	CF (dB)	Filter (dB)	Corrected Reading dBm	Limit (dBm)	Margin (dB)	Polarity
Low Channel, 1732.5MHz										
5.132	-62.7	Pk	34.1	-30.2	11.8	0	-47	-13	-34	H
5.132	-61.58	Pk	34.1	-30.2	11.8	0	-45.88	-13	-32.88	V
9.075	-65.4	Pk	36	-23.5	11.8	0	-41.1	-13	-28.1	H
9.041	-66.89	Pk	36	-23.3	11.8	0	-42.39	-13	-29.39	V
16.539	-65.19	Pk	41.3	-17.4	11.8	0	-29.49	-13	-16.49	H
16.53	-66.23	Pk	41.3	-17.3	11.8	0	-30.43	-13	-17.43	V
Mid Channel, 1745MHz										
5.169	-62.43	Pk	34.1	-30.3	11.8	0	-46.83	-13	-33.83	H
5.17	-61.87	Pk	34.1	-30.4	11.8	0	-46.37	-13	-33.37	V
9.122	-66.21	Pk	36.1	-24.3	11.8	0	-42.61	-13	-29.61	H
9.066	-66.4	Pk	36	-23.5	11.8	0	-42.1	-13	-29.1	V
17.608	-66.45	Pk	41.2	-16.2	11.8	0	-29.65	-13	-16.65	H
16.59	-65.2	Pk	41.4	-18	11.8	0	-30	-13	-17	V
High Channel, 1757.5MHz										
5.207	-63	Pk	34.2	-30.7	11.8	0	-47.7	-13	-34.7	H
5.2075	-63.16	Pk	34.2	-30.7	11.8	0	-47.86	-13	-34.86	V
9.052	-66.92	Pk	36	-23.2	11.8	0	-42.32	-13	-29.32	H
9.08	-66.21	Pk	36	-23.6	11.8	0	-42.01	-13	-29.01	V
17.011	-66.95	Pk	41.5	-16.8	11.8	0	-30.45	-13	-17.45	H
17.58	-66.95	Pk	41.2	-15.4	11.8	0	-29.35	-13	-16.35	V

UL LLC
12 Laboratory Drive, Durham, NC 27713
TEL: (919) 549-1400
This report shall not be reproduced except in full, without the written approval of UL LLC.

10. SETUP PHOTOS

Please see R16238088-EP1c for Setup Diagrams and Setup Photos.

END OF REPORT

UL LLC
12 Laboratory Drive, Durham, NC 27713
TEL: (919) 549-1400

This report shall not be reproduced except in full, without the written approval of UL LLC.