FCC CFR47 PART 22 SUBPART H
FCC CFR47 PART 24 SUBPART E

CERTIFICATION TEST REPORT

FOR

GSM/WCDMA Phone + Bluetooth, WLAN 2.4GHz b/g/n & NFC

MODEL NUMBER SM-3588V

FCC ID: A3LSMG3588V

REPORT NUMBER: 14I17331-1 REV A
ISSUE DATE: April 2, 2014

Prepared for

SAMSUNG ELECTRONICS CO., LTD.
416, MAETAN 3-DONG, YEONGTONG-GU
SUWON-CITY, GYEONGGI-DO 443-742, SOUTH KOREA

Prepared by

UL VERIFICATION SERVICES INC.
47173 BENICIA STREET
FREMONT, CA 94538, U.S.A.
TEL: (510) 771-1000
FAX: (510) 661-0888

NVLAP LAB CODE 200065-0

Revision History

Rev.	Issue Date	Revisions	Revised By
--	3/20/14	Initial Issue	P. Kim
A	4/2/14	Updated Antenna information; equipment list; EIRP/ERP table; Spur WCDMA B5 channel information and remove duplicated data table.	P. Kim

UL VERIFICATION SERVICES INC. FORM NO: FCC_24_22_27_90
47173 BENICIA STREET, FREMONT, CA 94538, USA TEL: (510) 771-1000 FAX: (510) 661-0888

This report shall not be reproduced except in full, without the written approval of UL Verification Services Inc.

TABLE OF CONTENTS

1. ATTESTATION OF TEST RESULTS 5
2. TEST METHODOLOGY 6
3. FACILITIES AND ACCREDITATION 6
4. CALIBRATION AND UNCERTAINTY 6
4.1. MEASURING INSTRUMENT CALIBRATION 6
4.2. SAMPLE CALCULATION 6
4.3. MEASUREMENT UNCERTAINTY 6
5. EQUIPMENT UNDER TEST 7
5.1. DESCRIPTION OF EUT 7
5.2. MAXIMUM OUTPUT POWER 7
5.3. DESCRIPTION OF AVAILABLE ANTENNAS 8
5.4. DESCRIPTION OF TEST SETUP 9
6. TEST AND MEASUREMENT EQUIPMENT 12
7. Summary Table 13
8. RF POWER OUTPUT VERIFICATION 14
8.1. GSM/GPRS/EDGE 14
8.1.1. GSM OUTPUT POWER RESULT 15
8.2. UMTS REL 99 16
8.2.1. UMTS REL 99 OUTPUT POWER RESULT 16
8.3. UMTS HSDPA 17
8.3.1. UMTS HSDPA OUTPUT POWER RESULT 18
8.3.2. UMTS HSUPA 19
8.3.3. UMTS HSUPA OUTPUT POWER RESULT 20
9. PEAK TO AVERAGE RATIO 21
9.1. CONDUCTED PEAK TO AVERAGE RESULT 21
10. LIMITS AND CONDUCTED RESULTS 23
10.1. OCCUPIED BANDWIDTH 23
10.1.1. OCCUPIED BANDWIDTH RESULTS 24
10.1.2. OCCUPIED BANDWIDTH PLOTS 25
10.2. BAND EDGE EMISSIONS 27

UL VERIFICATION SERVICES INC. FORM NO: FCC_24_22_27_90
47173 BENICIA STREET, FREMONT, CA 94538, USA TEL: (510) 771-1000 FAX: (510) 661-0888

This report shall not be reproduced except in full, without the written approval of UL Verification Services Inc.

10.2.1. BAND EDGE PLOTS 28
10.3. OUT OF BAND EMISSIONS 32
10.3.1. OUT OF BAND EMISSIONS RESULT 33
10.3.2. OUT OF BAND EMISSIONS PLOTS 34
10.4. FREQUENCY STABILITY 36
10.4.1. FREQUENCY STABILITY RESULTS 37
11. RADIATED TEST RESULTS 39
11.1. RADIATED POWER (ERP & EIRP) 39
11.1.1. ERP/EIRP Results 39
11.1.2. ERP/EIRP Data 41
11.2. FIELD STRENGTH OF SPURIOUS RADIATION 49
11.2.1. SPURIOUS RADIATION PLOTS 50
12. SETUP PHOTOS 58

UL VERIFICATION SERVICES INC. FORM NO: FCC_24_22_27_90
47173 BENICIA STREET, FREMONT, CA 94538, USA TEL: (510) 771-1000 FAX: (510) 661-0888

This report shall not be reproduced except in full, without the written approval of UL Verification Services Inc.

1. ATTESTATION OF TEST RESULTS

COMPANY NAME: Samsung

EUT DESCRIPTION: GSM/WCDMA Phone + Bluetooth, WLAN 2.4GHz b/g/n & NFC

MODEL: SM-3588V

SERIAL NUMBER: FL-102-A (Radiated & Conducted)

DATE TESTED: March 13 – 20, 2014

APPLICABLE STANDARDS	
STANDARD	**TEST RESULTS**
FCC PART 22H, 24E	PASS

UL Verification Services Inc. tested the above equipment in accordance with the requirements set forth in the above standards. All indications of Pass/Fail in this report are opinions expressed by UL Verification Services Inc. based on interpretations and/or observations of test results. Measurement Uncertainties were not taken into account and are published for informational purposes only. The test results show that the equipment tested is capable of demonstrating compliance with the requirements as documented in this report.

Note: The results documented in this report apply only to the tested sample, under the conditions and modes of operation as described herein. This document may not be altered or revised in any way unless done so by UL Verification Services Inc. and all revisions are duly noted in the revisions section. Any alteration of this document not carried out by UL Verification Services Inc. will constitute fraud and shall nullify the document. This report must not be used by the client to claim product certification, approval, or endorsement by NVLAP, NIST, any agency of the Federal Government, or any agency of any government.

Approved & Released For

UL Verification Services Inc. By:

PHILIP KIM

CONSUMER TECHNOLOGY DIVISION
PROGRAM MANAGER
UL Verification Services Inc.

Tested By:

STEVEN TRAN

CONSUMER TECHNOLOGY DIVISION
LAB TECHNICIAN
UL Verification Services Inc.

UL VERIFICATION SERVICES INC. FORM NO: FCC_24_22_27_90
47173 BENICIA STREET, FREMONT, CA 94538, USA TEL: (510) 771-1000 FAX: (510) 661-0888

This report shall not be reproduced except in full, without the written approval of UL Verification Services Inc.

2. TEST METHODOLOGY

The tests documented in this report were performed in accordance with TIA-603-C, FCC CFR 47 Part 22, FCC CFR Part 24

3. FACILITIES AND ACCREDITATION

The test sites and measurement facilities used to collect data are located at 47173 Benicia Street, Fremont, California, USA.

UL Verification Services Inc. is accredited by NVLAP, Laboratory Code 200065-0. The full scope of accreditation can be viewed at http://www.ul.com

4. CALIBRATION AND UNCERTAINTY

4.1. MEASURING INSTRUMENT CALIBRATION

The measuring equipment utilized to perform the tests documented in this report has been calibrated in accordance with the manufacturer's recommendations, and is traceable to recognized national standards

4.2. SAMPLE CALCULATION

Where relevant, the following sample calculation is provided:

EIRP = PSA reading with EUT worst orientation (dBm) + Path loss (dB) – cable loss(between the SG and substitution antenna) + Substitution Antenna Factor (dBi)

ERP = PSA reading with EUT worst orientation (dBm) + Path loss (dB) – cable loss(between the SG and substitution antenna)

(Path loss = Signal generator output – PSA reading with substitution antenna)

4.3. MEASUREMENT UNCERTAINTY

Where relevant, the following measurement uncertainty levels have been estimated for tests performed on the apparatus:

PARAMETER	UNCERTAINTY
Conducted Disturbance, 0.15 to 30 MHz	3.52 dB
Radiated Disturbance, 30 to 18000 MHz	4.94 dB

Uncertainty figures are valid to a confidence level of 95%.

UL VERIFICATION SERVICES INC. FORM NO: FCC_24_22_27_90
47173 BENICIA STREET, FREMONT, CA 94538, USA TEL: (510) 771-1000 FAX: (510) 661-0888

This report shall not be reproduced except in full, without the written approval of UL Verification Services Inc.

5. EQUIPMENT UNDER TEST

5.1. DESCRIPTION OF EUT

The EUT is a GSM/WCDMA Phone + Bluetooth, WLAN 2.4GHz b/g/n & NFC that is manufactured by (Samsung)

5.2. MAXIMUM OUTPUT POWER

The transmitter has a maximum peak conducted and radiated ERP / EIRP output powers as follows:

FCC Part 22/2 4/27						
Band	Frequency Range(MHz)	Modulation Peak	Conducted		Radiated	
			Peak (dBm)	Peak (mW)	Peak (dBm)	Peak (mW)
GSM850	824~849	GMSK	32.5	1778.28		
	824~849	GPRS	32.5	1778.28	26.22	418.89
	824~849	EGPRS	27.2	524.81	23.746	236.92
GSM1900	1850~1910	GMSK	29.8	954.99		
	1850~1910	GPRS	29.8	954.99	27.87	612.35
	1850~1910	EGPRS	25.9	389.05	24.99	315.5

FCC Part 22/2 4/27						
Band	Frequency Range(MHz)	Modulation Peak	Conducted		Radiated	
			Avg (dBm)	Avg (mW)	Avg (dBm)	Avg (mW)
Band 5	824~849	REL99	21.9	154.88	15.64	36.65
	824~849	HSDPA	21.0	125.89	14.62	28.98
	824~849	HSUPA	21.0	125.89		
Band 2	1850~1910	REL99	21.9	154.88	21.25	133.35
	1850~1910	HSDPA	21.0	125.89	19.91	97.95
	1850~1910	HSUPA	21.0	125.89		

UL VERIFICATION SERVICES INC. FORM NO: FCC_24_22_27_90
47173 BENICIA STREET, FREMONT, CA 94538, USA TEL: (510) 771-1000 FAX: (510) 661-0888

This report shall not be reproduced except in full, without the written approval of UL Verification Services Inc.

5.3. DESCRIPTION OF AVAILABLE ANTENNAS

The radio utilizes a PIFA antenna for the [List the bands supported] with a maximum peak gain as follow:

Frequency (MHz)	Peak Gain (dBi)
Band 5, 824~849MHz	-8.10
Band 2, 1850~1910MHz	0.63

UL VERIFICATION SERVICES INC. FORM NO: FCC_24_22_27_90
47173 BENICIA STREET, FREMONT, CA 94538, USA TEL: (510) 771-1000 FAX: (510) 661-0888

This report shall not be reproduced except in full, without the written approval of UL Verification Services Inc.

5.4. DESCRIPTION OF TEST SETUP

SUPPORT EQUIPMENT

Support Equipment List				
Description	Manufacturer	Model	Serial Number	FCC ID
AC Adapter	Samsung	SM-G3588V	DK4DA09TS	N/A
Earphone	Samsung	SM-G3588V	N/A	N/A

I/O CABLES (CONDUCTED SETUP)

I/O Cable List						
Cable No	Port	# of identical ports	Connector Type	Cable Type	Cable Length (m)	Remarks
1	RF Out	1	Spectrum Analyzer	Shielded	None	NA
2	Antenna Port	1	EUT	Shielded	0.1m	NA
3	RF In/Out	1	Communication Test Set	Shielded	1m	NA

I/O CABLES (RADIATED SETUP)

I/O CABLE LIST						
Cable No.	Port	# of Identical Ports	Connector Type	Cable Type	Cable Length	Remarks
1	USB	1	AC Adapter	Un-shielded	1.2m	No
2	Jack	1	Headset	Shielded	1m	No
3	RF In/out	1	Communication Test Set	Un-shielded	2m	Yes

TEST SETUP

The EUT is continuously communicated to the call box during the tests.

UL VERIFICATION SERVICES INC. FORM NO: FCC_24_22_27_90
47173 BENICIA STREET, FREMONT, CA 94538, USA TEL: (510) 771-1000 FAX: (510) 661-0888

This report shall not be reproduced except in full, without the written approval of UL Verification Services Inc.

SETUP DIAGRAM FOR TESTS (CONDUCTED TEST SETUP)

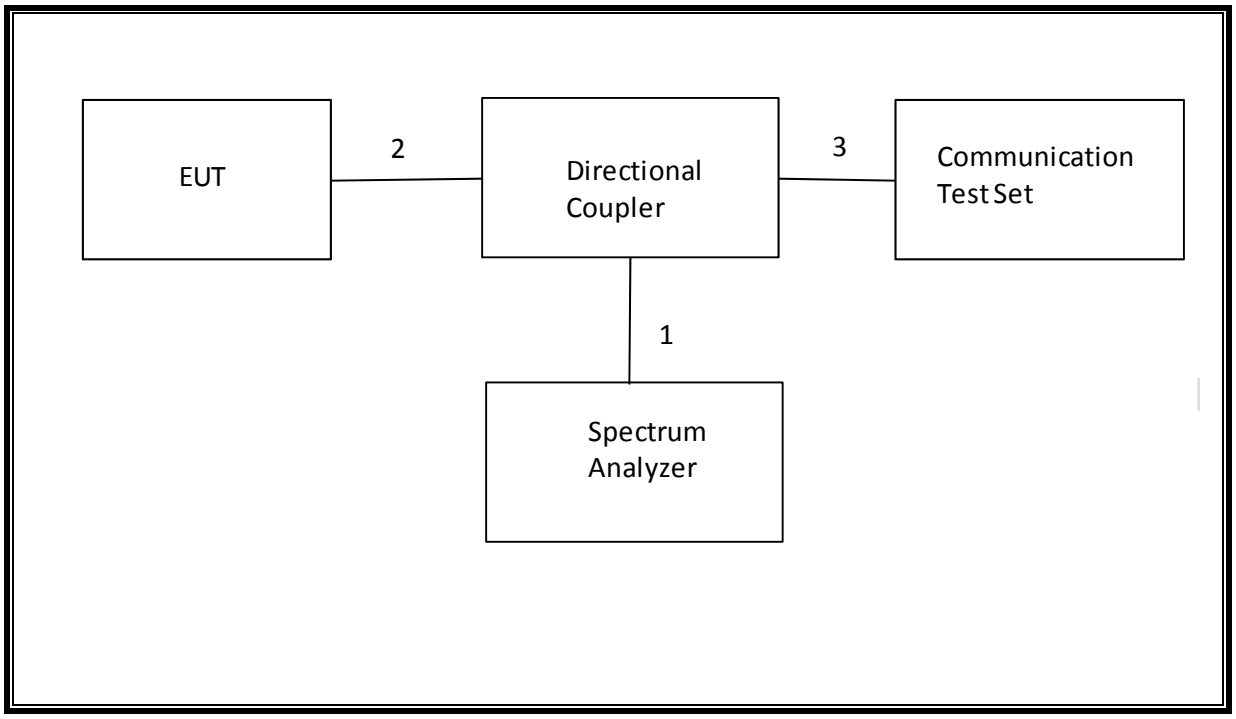

UL VERIFICATION SERVICES INC. FORM NO: FCC_24_22_27_90
47173 BENICIA STREET, FREMONT, CA 94538, USA TEL: (510) 771-1000 FAX: (510) 661-0888

This report shall not be reproduced except in full, without the written approval of UL Verification Services Inc.

SETUP DIAGRAM FOR TESTS (RADIATED TEST SETUP)

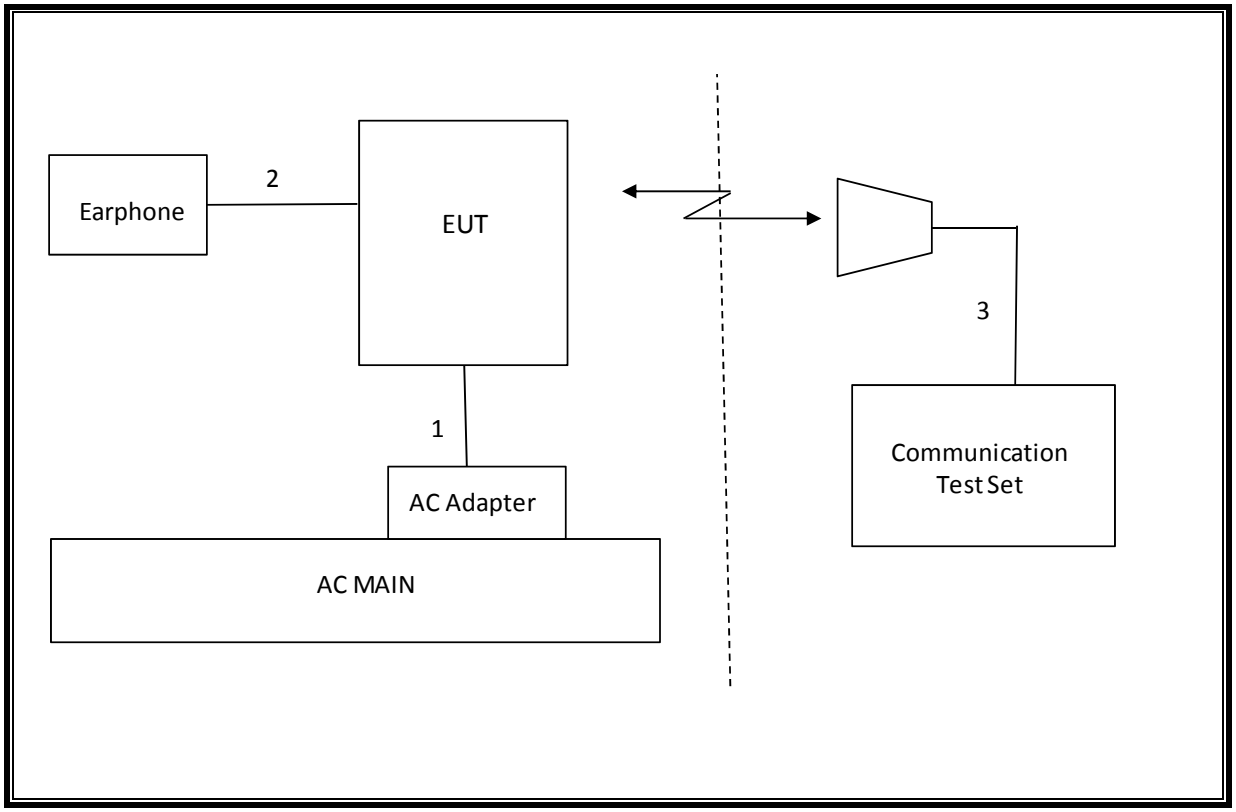

UL VERIFICATION SERVICES INC. FORM NO: FCC_24_22_27_90
47173 BENICIA STREET, FREMONT, CA 94538, USA TEL: (510) 771-1000 FAX: (510) 661-0888

This report shall not be reproduced except in full, without the written approval of UL Verification Services Inc.

6. TEST AND MEASUREMENT EQUIPMENT

The following test and measurement equipment was utilized for the tests documented in this report:

TEST EQUIPMENT LIST				
Description	Manufacturer	Model	Asset	Cal Due
Spectrum Analyzer, 44 GHz	Agilent / HP	E4446A	C01179	02/26/14
Antenna, Bilog, 2 GHz	Sunol Sciences	JB1	C01011	08/14/14
Antenna, Horn, 18 GHz	EMCO	3115	C00783	10/25/14
Antenna, Horn, 18 GHz	EMCO	3115	C00784	09/25/14
Highpass Filter, 2.7 GHz	Micro-Tronics	HPM13194	N02687	CNR
Highpass Filter, 1.5 GHz	Micro-Tronics	HPM13193	N02688	CNR
Temperature / Humidity Chamber	Thermotron	SE 600-10-10	C00930	01/09/15
Communications Test Set	R&S	CMW500	T159	07/02/14
DC power supply, 8 V @ 3 A or 15 V	Agilent / HP	E3610A	None	CNR
Vector signal generator, 6 GHz	Agilent / HP	E4438C	None	07/06/14
Antenna, Tuned Dipole 400~1000	ETS	3121C DB4	C00993	02/14/14
Antenna, Horn, 25.5 GHz	ARA	MWH-1826/B	C00980	11/14/14
Directional Coupler	RF-Lambda	RFDC5M06G15	None	CNR

UL VERIFICATION SERVICES INC. FORM NO: FCC_24_22_27_90
47173 BENICIA STREET, FREMONT, CA 94538, USA TEL: (510) 771-1000 FAX: (510) 661-0888

This report shall not be reproduced except in full, without the written approval of UL Verification Services Inc.

7. Summary Table

FCC Part Section	RSS Section(s)	Test Description	Test Limit	Test Condition	Test Result	Worst Case
2.1049	RSS Gen	Occupied Band width (99%)	N/A	Conducted	Pass	4199KHz
22.917(a) 24.238(a) 27.53(g)	RSS-132(4.5.1) RSS-133(6.5.1) RSS-139(6.5.1)	Band Edge / Conducted Spurious Emission	-13dBm		Pass	-20.774dBm
2.1046	N/A	Conducted output power	N/A		Pass	32.5dBm
22.355 24.235 27.54	RSS-132(4.3) RSS-133(6.3) RSS-139(6.3)	Frequency Stability	2.5PPM		Pass	0.00239PPM
22.913(a)(2)	RSS-132(4.4)	Effective Radiated Power	38 dBm	Radiated	Pass	26.22dBm
24.232(c)	RSS-133(6.4)	Equivalent Isotropic Radiated Power	33dBm		Pass	27.87dBm
22.917(a) 24.238(a) 27.53(g)	RSS-132(4.5.1) RSS-133(6.5.1) RSS-139(6.5.1)	Radiated Spurious Emission	-13dBm		Pass	-29.7dBm

UL VERIFICATION SERVICES INC. FORM NO: FCC_24_22_27_90
47173 BENICIA STREET, FREMONT, CA 94538, USA TEL: (510) 771-1000 FAX: (510) 661-0888

This report shall not be reproduced except in full, without the written approval of UL Verification Services Inc.

8. RF POWER OUTPUT VERIFICATION

8.1. GSM/GPRS/EDGE

Function: Menu select > GSM Mobile Station > GSM 850/900/1800/1900

Press Connection control to choose the different menus

Press RESET > choose all to reset all settings

Connection Press Signal Off to turn off the signal and change settings

Network Support > GSM+GPRS or GSM+EGPRS

Main Service > Packet Data

Service selection > Test Mode A – Auto Slot Config. off

MS Signal Press Slot Config bottom on the right twice to select and change the number of time slots and power setting

> Slot configuration > Uplink/Gamma

> 33 dBm for GPRS 850/900

> 30 dBm for GPRS1800/1900

BS Signal Enter the same channel number for TCH channel (test channel) and BCCH channel

Frequency Offset > + 0 Hz

Mode > BCCH and TCH

BCCH Level > -85 dBm (May need to adjust if link is not stable)

BCCH Channel > choose desire test channel [Enter the same channel number for TCH channel (test channel) and BCCH channel]

Channel Type > Off

P0> 4 dB

Slot Config > Unchanged (if already set under MS Signal)

TCH > choose desired test channel

Hopping > Off

Main Timeslot > 3 (Default)

Network Coding Scheme > CS4 (GPRS) and MCS5 ~ MCS9 (EGPRS)

Bit Stream > 2E9-1PSR Bit Pattern

AF/RF Enter appropriate offsets for Ext. Att. Output and Ext. Att. Input

Connection Press Signal On to turn on the signal and change settings

UL VERIFICATION SERVICES INC. FORM NO: FCC_24_22_27_90
47173 BENICIA STREET, FREMONT, CA 94538, USA TEL: (510) 771-1000 FAX: (510) 661-0888

This report shall not be reproduced except in full, without the written approval of UL Verification Services Inc.

8.1.1. GSM OUTPUT POWER RESULT

Band	Mode	Ch.	f(MHz)	1 time slot	2 time slot	3 time slot	4 time slot
				Peak (dBm)	Peak (dBm)	Peak (dBm)	Peak (dBm)
GSM850	GMSK	128	824.2	32.3			
		190	836.6	32.5			
		251	848.8	32.4			
	GPRS	128	824.2	32.4	32.1	31.7	31.5
		190	836.6	32.5	32.2	31.8	31.7
		251	848.8	32.5	32.1	31.8	31.6
	EGPRS	128	824.2	27.2	27.1	27.0	27.0
		190	836.6	27.0	26.9	26.8	26.8
		251	848.8	26.9	27.0	26.8	26.8
GSM1900	GMSK	512	1850.2	29.8			
		661	1880	29.7			
		810	1909.8	29.6			
	GPRS	512	1850.2	29.8	29.7	29.5	29.3
		661	1880	29.7	29.5	29.4	29.3
		810	1909.8	29.6	29.5	29.5	29.2
	EGPRS	512	1850.2	25.7	25.6	25.4	25.3
		661	1880	25.9	25.4	25.2	25.1
		810	1909.8	25.4	25.3	25.2	24.9

UL VERIFICATION SERVICES INC. FORM NO: FCC_24_22_27_90
47173 BENICIA STREET, FREMONT, CA 94538, USA TEL: (510) 771-1000 FAX: (510) 661-0888

This report shall not be reproduced except in full, without the written approval of UL Verification Services Inc.

8.2. UMTS REL 99

TEST PROCEDURE

The following summary of these settings are illustrated below:

	Mode	Rel99
	Subtest	-
WCDMA General Settings	Loopback Mode	Test Mode 1
	Rel99 RMC	12.2kbps RMC
	HSDPA FRC	Not Applicable
	HSUPA Test	Not Applicable
	Power Control Algorithm	Algorithm2
	βc	Not Applicable
	βd	Not Applicable
	βec	Not Applicable
	βc/βd	8/15
	βhs	Not Applicable
	βed	Not Applicable

8.2.1. UMTS REL 99 OUTPUT POWER RESULT

Band	Mode	Ch.	f(MHz)	Conducted Power (dBm) Avg (dBm)
Band 5	REL99	4132	826.4	21.8
		4183	836.6	21.9
		4233	846.6	21.8
Band 2	REL99	9262	1852.4	21.9
		9400	1880	21.7
		9538	1907.6	21.9

UL VERIFICATION SERVICES INC. FORM NO: FCC_24_22_27_90
47173 BENICIA STREET, FREMONT, CA 94538, USA TEL: (510) 771-1000 FAX: (510) 661-0888

This report shall not be reproduced except in full, without the written approval of UL Verification Services Inc.

8.3. UMTS HSDPA

The following 4 Sub-tests were completed according to Release 5 procedures in section 5.2 of 3GPP TS34.121. A summary of these settings are illustrated below:

	Mode	Rel5 HSDPA			
	Subtest	1	2	3	4
WCDMA General Settings	Loopback Mode	Test Mode 1			
	Rel99 RMC	12.2kbps RMC			
	HSDPA FRC	H-Set1			
	Power Control Algorithm	Algorithm 2			
	βc	2/15	12/15	15/15	15/15
	βd	15/15	15/15	8/15	4/15
	Bd (SF)	64			
	βc/βd	2/15	12/15	15/8	15/4
	βhs	4/15	24/15	30/15	30/15
	MPR (dB)	0	0	0.5	0.5
HSDPA Specific Settings	D_{ACK}	8			
	D_{NAK}	8			
	DCQI	8			
	Ack-Nack repetition factor	3			
	CQI Feedback (Table 5.2B.4)	4ms			
	CQI Repetition Factor (Table 5.2B.4)	2			
	Ahs =βhs/βc	30/15			

UL VERIFICATION SERVICES INC. FORM NO: FCC_24_22_27_90
47173 BENICIA STREET, FREMONT, CA 94538, USA TEL: (510) 771-1000 FAX: (510) 661-0888

This report shall not be reproduced except in full, without the written approval of UL Verification Services Inc.

8.3.1. UMTS HSDPA OUTPUT POWER RESULT

Band	Mode	Subset	Ch.	f(MHz)	Conducted Power (dBm) Avg (dBm)
Band 5	HSDPA	1	4132	826.4	21.0
			4183	836.6	20.8
			4233	846.6	20.8
		2	4132	826.4	20.7
			4183	836.6	20.6
			4233	846.6	20.4
		3	4132	826.4	20.1
			4183	836.6	20.1
			4233	846.6	20.0
		4	4132	826.4	20.1
			4183	836.6	20.1
			4233	846.6	20.1
Band 2	HSDPA	1	9262	1852.4	20.8
			9400	1880	20.7
			9538	1907.6	21.0
		2	9262	1852.4	20.7
			9400	1880	20.7
			9538	1907.6	20.9
		3	9262	1852.4	20.0
			9400	1880	20.1
			9538	1907.6	20.4
		4	9262	1852.4	20.0
			9400	1880	20.0
			9538	1907.6	20.1

UL VERIFICATION SERVICES INC. FORM NO: FCC_24_22_27_90
47173 BENICIA STREET, FREMONT, CA 94538, USA TEL: (510) 771-1000 FAX: (510) 661-0888

This report shall not be reproduced except in full, without the written approval of UL Verification Services Inc.

8.3.2. UMTS HSUPA

TEST PROCEDURE

The following summary of these settings are illustrated below: (ETSI TS 134.121-1 Table C.11.1)

	Mode	Rel6 HSUPA	Rel6 HSUPA	Rel6 HSUPA	Rel6 HSUPA	Rel6 HSUPA
	Subtest	1	2	3	4	5
WCDMA General Settings	Loopback Mode	Test Mode 1				
	P-CPICH (dB)	-10				
	P-CCPCH (dB)	-12				
	SCH (dB)	-12				
	PICH(dB)	-15				
	DPCH (dB)	-9				
	HS-SCCH_1 (dB)	-8				
	HS-PDSCH (dB)	-3				
	Rel99 RMC	12.2kbps RMC				
	HSDPA FRC	H-Set1				
	HSUPA Test	HSUPA Loopback				
	Power Control Algorithm	Algorithm2				
	Bc	11/15	6/15	15/15	2/15	15/15
	Bd	15/15	15/15	9/15	15/15	15/15
	Bec	209/225	12/15	30/15	2/15	5/15
	βc/βd	11/15	6/15	15/9	2/15	15/15
	Bhs	22/15	12/15	30/15	4/15	30/15
	βed (note1)	1309/225	94/75	47/15 47/15	56/75	134/15
	MPR	0	2	1	2	0
HSDPA Specific Settings	DACK	8				
	DNAK	8				
	DCQI	8				
	Ack-Nack repetition factor	3				
	CQI Feedback (Table 5.2B.4)	4ms				
	CQI Repetition Factor (Table 5.2B.4)	2				
	Ahs = βhs/βc	30/15				
HSUPA Specific Settings	D E-DPCCH	6	8	8	5	7
	DHARQ	0	0	0	0	0
	AG Index	20	12	15	17	21
	Reference E-TFCIs	5	5	2	5	5
	ETFCI (from 34.121 Table C.11.1.3)	75	67	92	71	81
	Associated Max UL Data Rate kbps	242.1	174.9	482.8	205.8	308.9
	Reference E_TFCIs	E-TFCI 11 E-TFCI PO 4 E-TFCI 67 E-TFCI PO 18 E-TFCI 71 E-TFCI PO 23 E-TFCI 75 E-TFCI PO 26 E-TFCI 81 E-TFCI PO 27		E-TFCI 11 E-TFCI PO 4 E-TFCI 92 E-TFCI PO 18	E-TFCI 11 E-TFCI PO 4 E-TFCI 67 E-TFCI PO 18 E-TFCI 71 E-TFCI PO 23 E-TFCI 75 E-TFCI PO 26 E-TFCI 81 E-TFCI PO 27	

Note1: βed cannot be set directly, it is set by Absolute Grant Value.

UL VERIFICATION SERVICES INC. FORM NO: FCC_24_22_27_90
47173 BENICIA STREET, FREMONT, CA 94538, USA TEL: (510) 771-1000 FAX: (510) 661-0888

This report shall not be reproduced except in full, without the written approval of UL Verification Services Inc.

8.3.3. UMTS HSUPA OUTPUT POWER RESULT

Band	Mode	Subset	Ch.	f(MHz)	Conducted Power (dBm) Avg (dBm)
Band 5	HSUPA	1	4132	826.4	20.8
			4183	836.6	20.7
			4233	846.6	20.7
		2	4132	826.4	19.9
			4183	836.6	19.8
			4233	846.6	19.8
		3	4132	826.4	19.7
			4183	836.6	19.6
			4233	846.6	19.5
		4	4132	826.4	20.3
			4183	836.6	20.3
			4233	846.6	19.7
		5	4132	826.4	21.0
			4183	836.6	21.0
			4233	846.6	20.9
Band 2	HSUPA	1	9262	1852.4	20.5
			9400	1880	20.5
			9538	1907.6	20.8
		2	9262	1852.4	19.8
			9400	1880	19.7
			9538	1907.6	19.6
		3	9262	1852.4	19.0
			9400	1880	19.1
			9538	1907.6	19.3
		4	9262	1852.4	19.9
			9400	1880	20.3
			9538	1907.6	19.9
		5	9262	1852.4	20.9
			9400	1880	20.7
			9538	1907.6	21.0

UL VERIFICATION SERVICES INC. FORM NO: FCC_24_22_27_90
47173 BENICIA STREET, FREMONT, CA 94538, USA TEL: (510) 771-1000 FAX: (510) 661-0888

This report shall not be reproduced except in full, without the written approval of UL Verification Services Inc.

9. PEAK TO AVERAGE RATIO

Test Procedure

Per KDB 971168 D01 Power Meas License Digital Systems v02r01

Test Spec

In addition, when the transmitter power is measured in terms of average value, the peak-to-average ratio of the power shall not exceed 13 dB.

9.1. CONDUCTED PEAK TO AVERAGE RESULT

Band Band 2	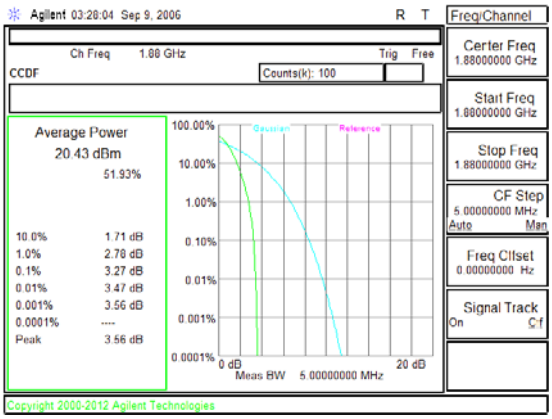 Band WCDMA B2 HSDPA	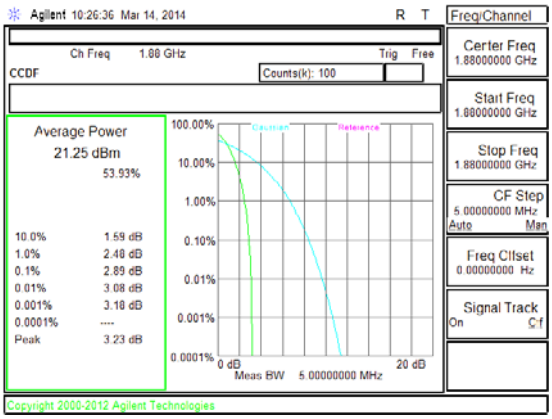 Band WCDMA B2 REL99

UL VERIFICATION SERVICES INC. FORM NO: FCC_24_22_27_90
47173 BENICIA STREET, FREMONT, CA 94538, USA TEL: (510) 771-1000 FAX: (510) 661-0888

This report shall not be reproduced except in full, without the written approval of UL Verification Services Inc.

Band Band 5	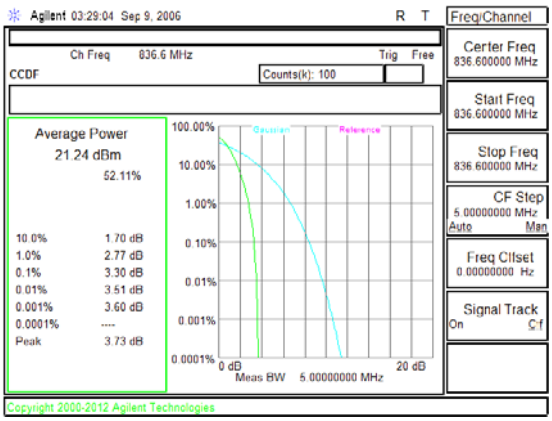 Band WCDMA B5 HSDPA	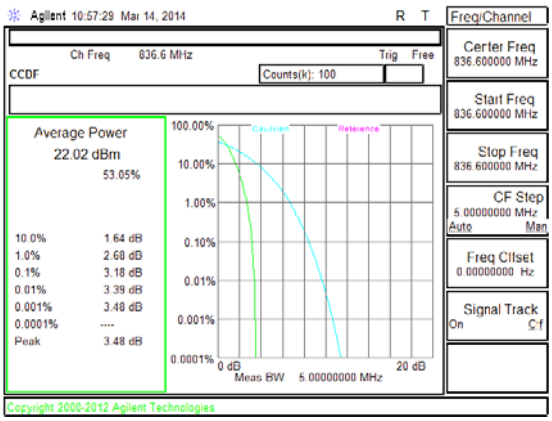 Band WCDMA B5 REL99

UL VERIFICATION SERVICES INC. FORM NO: FCC_24_22_27_90
47173 BENICIA STREET, FREMONT, CA 94538, USA TEL: (510) 771-1000 FAX: (510) 661-0888

This report shall not be reproduced except in full, without the written approval of UL Verification Services Inc.

10. LIMITS AND CONDUCTED RESULTS

10.1. OCCUPIED BANDWIDTH

RULE PART(S)

FCC: §2.1049
IC: RSS-132, 4.5; RSS-133, 6.5

LIMITS

For reporting purposes only

TEST PROCEDURE

The transmitter output was connected to a calibrated coaxial cable and coupler, the other end of which was connected to a spectrum analyzer. The occupied bandwidth was measured with the spectrum analyzer at the low, middle and high channel in each band. The -26dB bandwidth was also measured and recorded.

(KDB 971168 D01 Power Meas License Digital Systems v02r01 - 06/07/2013)

MODES TESTED

GSM&WCMDA B2/B5

UL VERIFICATION SERVICES INC. FORM NO: FCC_24_22_27_90
47173 BENICIA STREET, FREMONT, CA 94538, USA TEL: (510) 771-1000 FAX: (510) 661-0888

This report shall not be reproduced except in full, without the written approval of UL Verification Services Inc.

10.1.1. OCCUPIED BANDWIDTH RESULTS

Band	Mode	Channel	f (MHz)	99% BW (KHz)	-26dB BW (KHz)
GSM850	GPRS	128	824.2	249	333.3
		190	836.6	248.2	334.2
		251	848.8	247.4	332.1
	EGPRS	128	824.2	245.3	304.1
		190	836.6	243.5	329.4
		251	848.8	244.8	323.9
GSM1900	GPRS	512	1850.2	248.2	333.8
		661	1880	246.7	334
		810	1909.8	248.8	332.1
	EGPRS	512	1850.2	242.5	327.1
		661	1880	250.4	337.9
		810	1909.8	250.4	330.2
Band 5	REL99	4132	826.4	4153	4602
		4183	836.6	4141	4631
		4233	846.6	4174	4639
	HSDPA	4132	826.4	4153	4674
		4183	836.6	4155	4696
		4233	846.6	4162	4684
Band 2	REL99	9262	1852.4	4144	4624
		9400	1880	4144	4631
		9538	1907.6	4199	4744
	HSDPA	9262	1852.4	4162	4686
		9400	1880	4160	4683
		9538	1907.6	4163	4689

UL VERIFICATION SERVICES INC. FORM NO: FCC_24_22_27_90
47173 BENICIA STREET, FREMONT, CA 94538, USA TEL: (510) 771-1000 FAX: (510) 661-0888

This report shall not be reproduced except in full, without the written approval of UL Verification Services Inc.

10.1.2. OCCUPIED BANDWIDTH PLOTS

Band Band 2	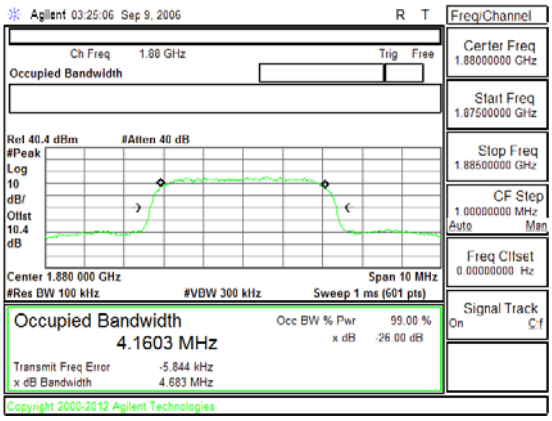 Band WCDMA B2 HSDPA OBW	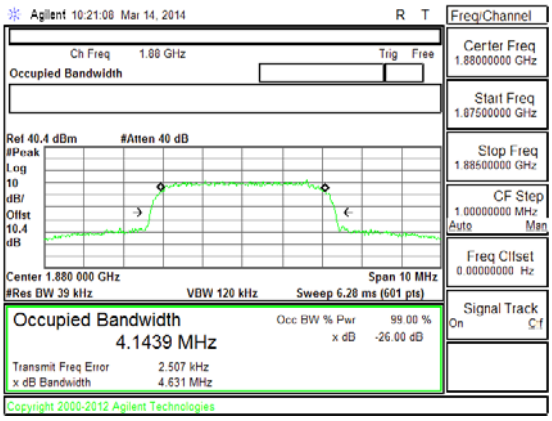 Band WCDMA B2 REL99 OBW
Band Band 5	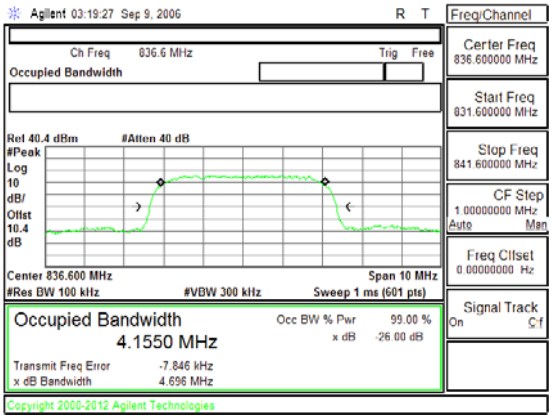 Band WCDMA B5 HSDPA OBW	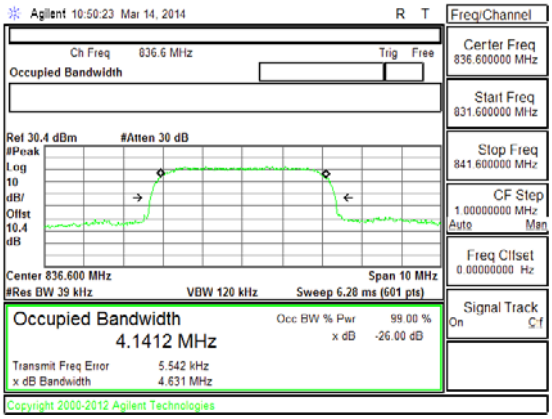 Band WCDMA B5 REL99 OBW

UL VERIFICATION SERVICES INC. FORM NO: FCC_24_22_27_90
47173 BENICIA STREET, FREMONT, CA 94538, USA TEL: (510) 771-1000 FAX: (510) 661-0888

This report shall not be reproduced except in full, without the written approval of UL Verification Services Inc.

Band GSM1900	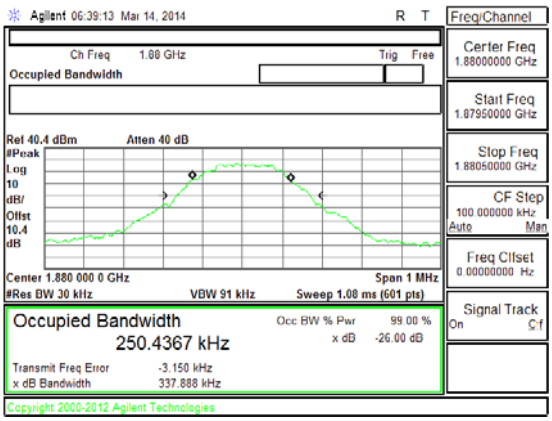 Band GSM1900 EGPRS OBW Mid channel	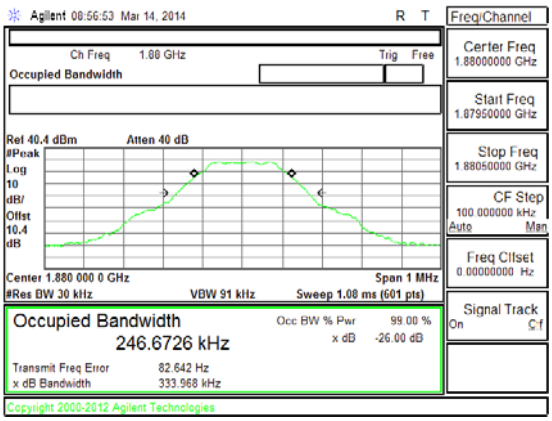 Band GSM1900 GPRS OBW Mid channel
Band GSM850	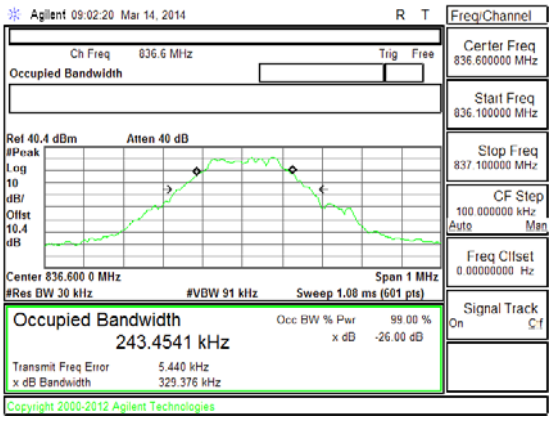 Band GSM850 EGPRS OBW Mid channel	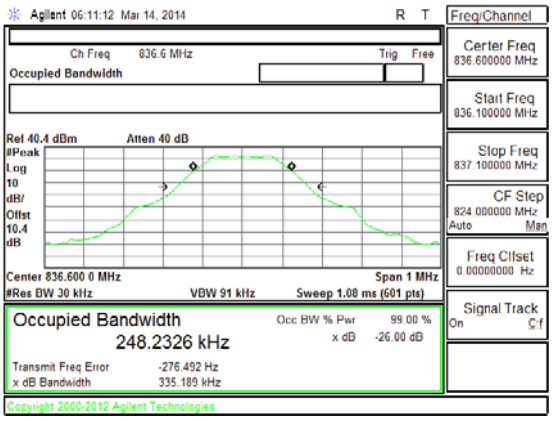 Band GSM850 GPRS OBW Mid channel

UL VERIFICATION SERVICES INC. FORM NO: FCC_24_22_27_90
47173 BENICIA STREET, FREMONT, CA 94538, USA TEL: (510) 771-1000 FAX: (510) 661-0888

This report shall not be reproduced except in full, without the written approval of UL Verification Services Inc.

10.2. BAND EDGE EMISSIONS

RULE PART(S)

FCC: §22.359, §24.238

LIMITS

The power of any emission outside of the authorized operating frequency ranges must be attenuated below the transmitting power (P) by a factor of at least 43 + 10 log (P) dB.

TEST PROCEDURE

Per KDB 971168 D01 Power Meas License Digital Systems v02r01
The transmitter output was connected to an Agilent 8960 or a CMW500 Test Set and configured to operate at maximum power. The band edge emissions were measured at the required operating frequencies in each band on the Spectrum Analyzer.

MODES TESTED

GSM & WCDMA B2/B5

RESULTS

UL VERIFICATION SERVICES INC. FORM NO: FCC_24_22_27_90
47173 BENICIA STREET, FREMONT, CA 94538, USA TEL: (510) 771-1000 FAX: (510) 661-0888

This report shall not be reproduced except in full, without the written approval of UL Verification Services Inc.

10.2.1. BAND EDGE PLOTS

Band Band 2 HSDPA	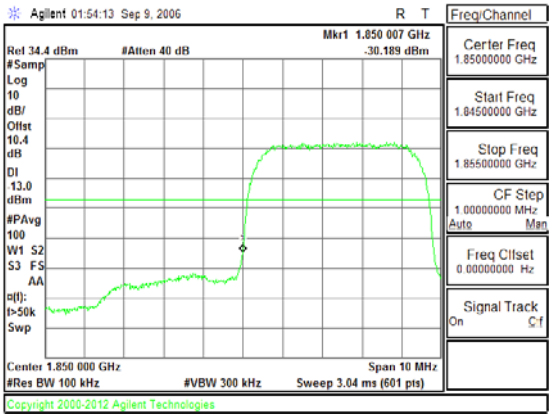 Band WCDMA B2 HSDPA CBE	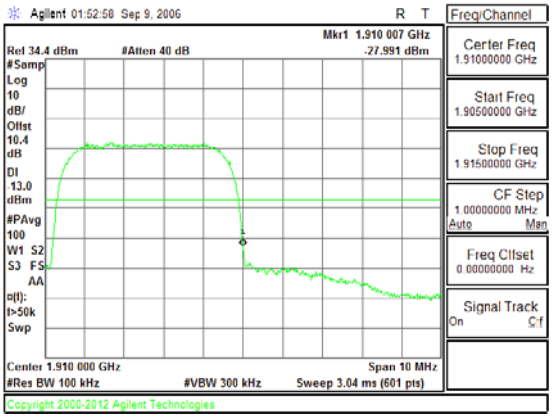 Band WCDMA B2 HSDPA CBE
Band Band 2 REL99	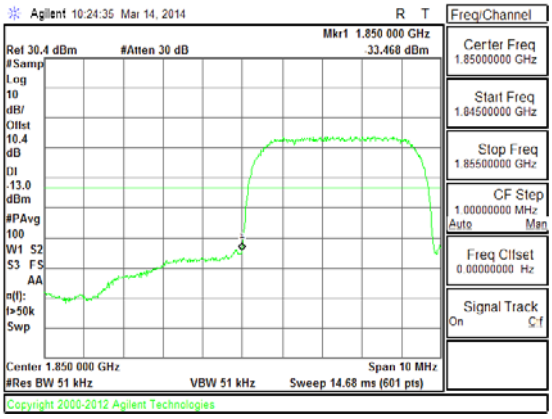 Band WCDMA B2 REL99 CBE	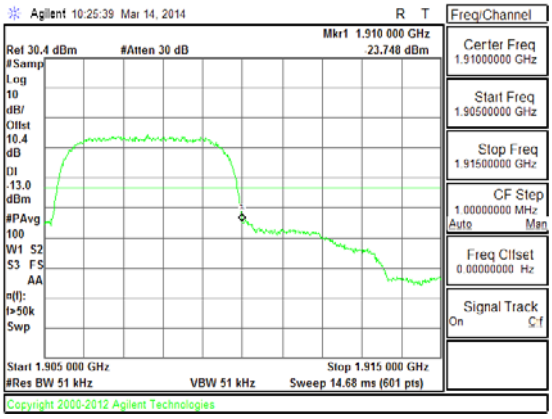 Band WCDMA B2 REL99 CBE

UL VERIFICATION SERVICES INC. FORM NO: FCC_24_22_27_90
47173 BENICIA STREET, FREMONT, CA 94538, USA TEL: (510) 771-1000 FAX: (510) 661-0888

This report shall not be reproduced except in full, without the written approval of UL Verification Services Inc.

Band Band 5 HSDPA	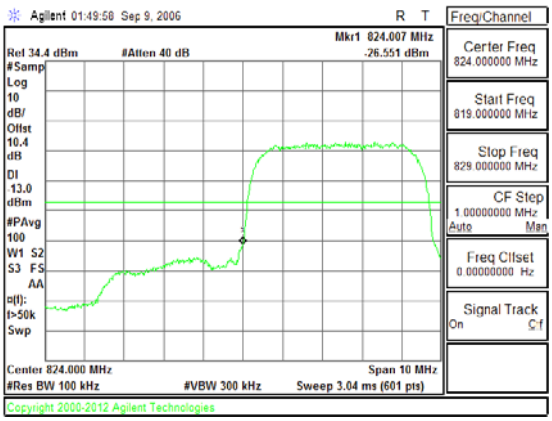 Band WCDMA B5 HSDPA CBE	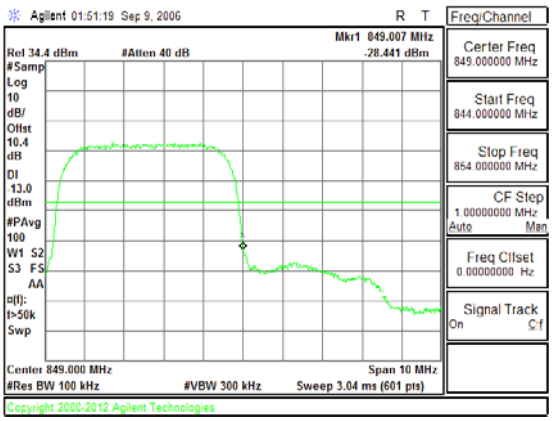 Band WCDMA B5 HSDPA CBE
Band Band 5 REL99	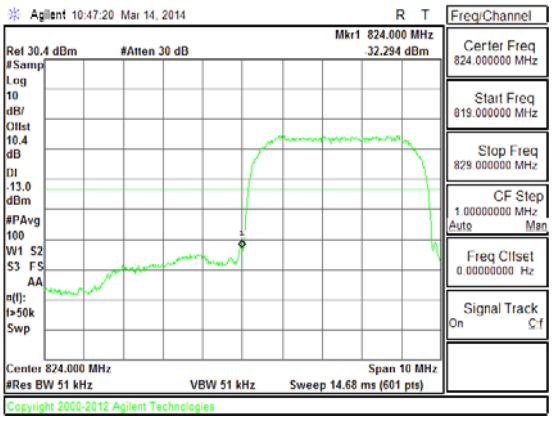 Band WCDMA B5 REL99 CBE	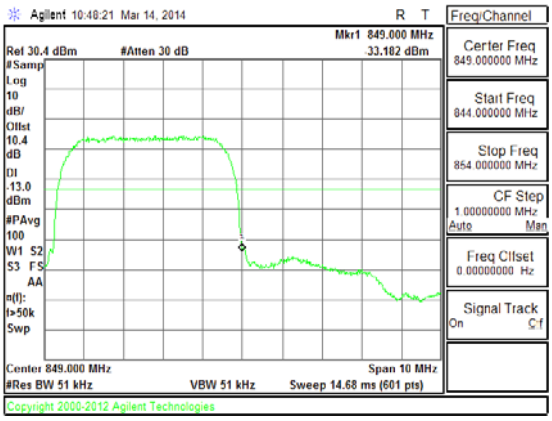 Band WCDMA B5 REL99 CBE

UL VERIFICATION SERVICES INC. FORM NO: FCC_24_22_27_90
47173 BENICIA STREET, FREMONT, CA 94538, USA TEL: (510) 771-1000 FAX: (510) 661-0888

This report shall not be reproduced except in full, without the written approval of UL Verification Services Inc.

Band GSM1900 EGPRS	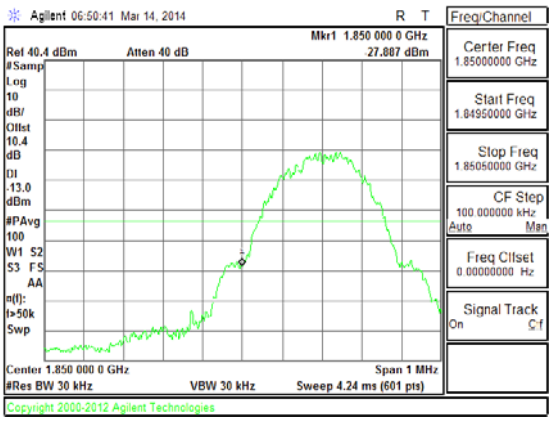 Band GSM1900 EGPRS CBE Low channel	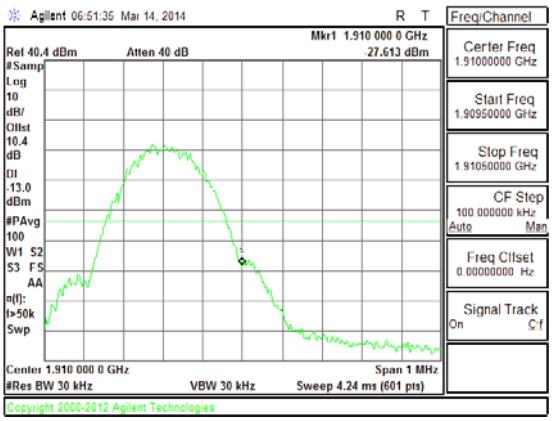 Band GSM1900 EGPRS CBE High channel
Band GSM1900 GPRS	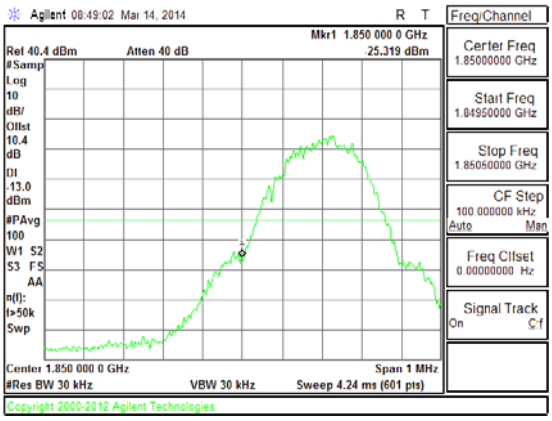 Band GSM1900 GPRS CBE Low channel	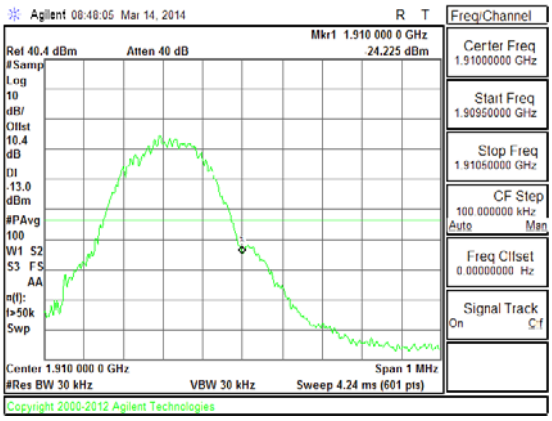 Band GSM1900 GPRS CBE High channel

UL VERIFICATION SERVICES INC. FORM NO: FCC_24_22_27_90
47173 BENICIA STREET, FREMONT, CA 94538, USA TEL: (510) 771-1000 FAX: (510) 661-0888

This report shall not be reproduced except in full, without the written approval of UL Verification Services Inc.

Band GSM850 EGPRS	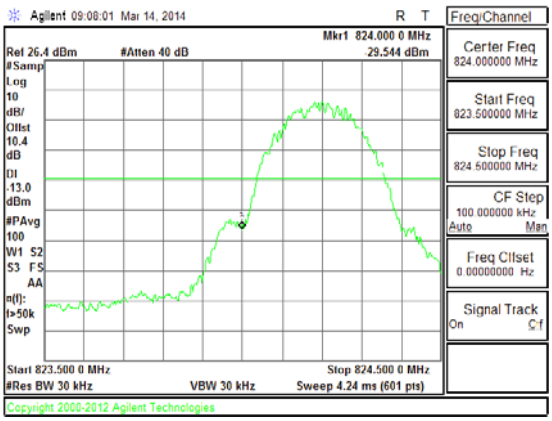 Band GSM850 EGPRS CBE Low channel	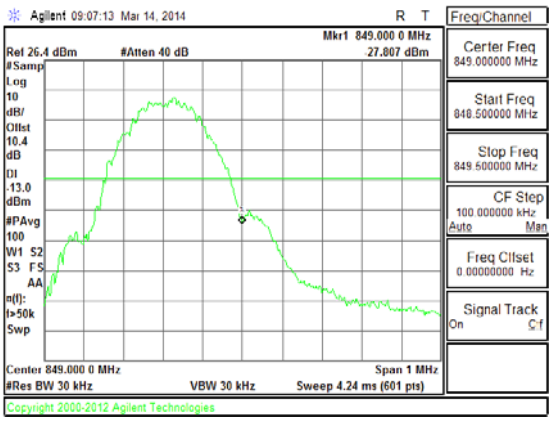 Band GSM850 EGPRS CBE High channel
Band GSM850 GPRS	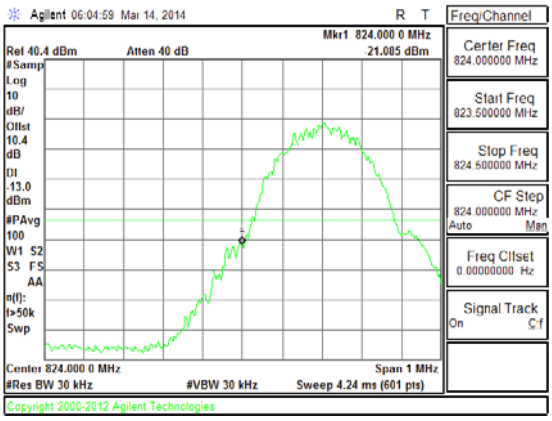 Band GSM850 GPRS CBE Low channel	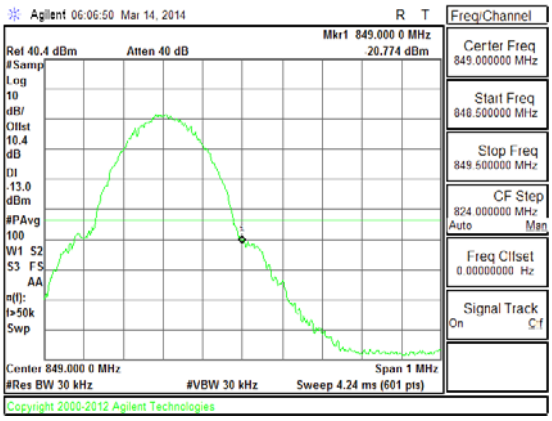 Band GSM850 GPRS CBE High channel

UL VERIFICATION SERVICES INC. FORM NO: FCC_24_22_27_90
47173 BENICIA STREET, FREMONT, CA 94538, USA TEL: (510) 771-1000 FAX: (510) 661-0888

This report shall not be reproduced except in full, without the written approval of UL Verification Services Inc.

10.3. OUT OF BAND EMISSIONS

RULE PART(S)

FCC: §2.1051, §22.901, §22.917, §24.238

LIMITS

The power of any emission outside of the authorized operating frequency ranges must be attenuated below the transmitting power (P) by a factor of at least 43 + 10 log (P) dB.

TEST PROCEDURE

Per KDB 971168 D01 Power Meas License Digital Systems v02r01

The RF output of the transmitter was connected to a spectrum analyzer through a calibrated coaxial cable. Sufficient scans were taken to show the out-of-band Emissions, if any, up to 10th harmonic. Multiple sweeps were recorded in maximum hold mode using a peak detector to ensure that the worst-case emissions were caught.

MODES TESTED

GSM & WCDMA B2/B5

RESULTS

UL VERIFICATION SERVICES INC. FORM NO: FCC_24_22_27_90
47173 BENICIA STREET, FREMONT, CA 94538, USA TEL: (510) 771-1000 FAX: (510) 661-0888

This report shall not be reproduced except in full, without the written approval of UL Verification Services Inc.

10.3.1. OUT OF BAND EMISSIONS RESULT

Band	Mode	f (MHz)	Spur (dBm)	Spec (dBm)	Delta (dB)
GSM850	GPRS	824.2	-24.37	-13	-11.37
		836.6	-23.86	-13	-10.86
		848.8	-21.99	-13	-8.99
	EGPRS	824.2	-23.29	-13	-10.29
		836.6	-24.73	-13	-11.73
		848.8	-24.17	-13	-11.17
GSM1900	GPRS	1850.2	-23.94	-13	-10.94
		1880	-23.54	-13	-10.54
		1909.8	-23.63	-13	-10.63
	EGPRS	1850.2	-24.42	-13	-11.42
		1880	-24.42	-13	-11.42
		1909.8	-22.95	-13	-9.95
Band 5	REL99	826.4	-34.44	-13	-21.44
		836.6	-36	-13	-23
		846.6	-34.62	-13	-21.62
	HSDPA	826.4	-22.57	-13	-9.57
		836.6	-23.5	-13	-10.5
		846.6	-23.92	-13	-10.92
Band 2	REL99	1852.4	-24.83	-13	-11.83
		1880	-24.68	-13	-11.68
		1907.6	-24.71	-13	-11.71
	HSDPA	1852.4	-25.35	-13	-12.35
		1880	-25.13	-13	-12.13
		1907.6	-23.52	-13	-10.52

UL VERIFICATION SERVICES INC. FORM NO: FCC_24_22_27_90
47173 BENICIA STREET, FREMONT, CA 94538, USA TEL: (510) 771-1000 FAX: (510) 661-0888

This report shall not be reproduced except in full, without the written approval of UL Verification Services Inc.

10.3.2. OUT OF BAND EMISSIONS PLOTS

Band Band 2 HSDPA	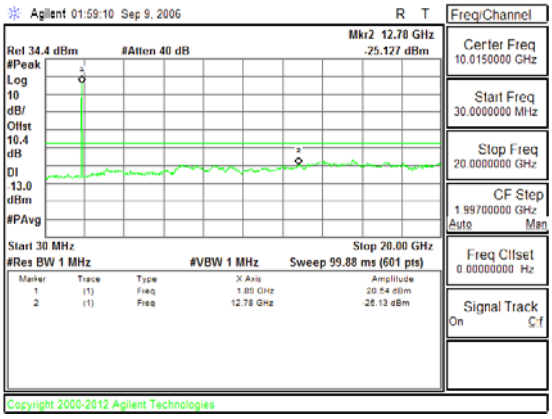 Band WCDMA B2 HSDPA CSE	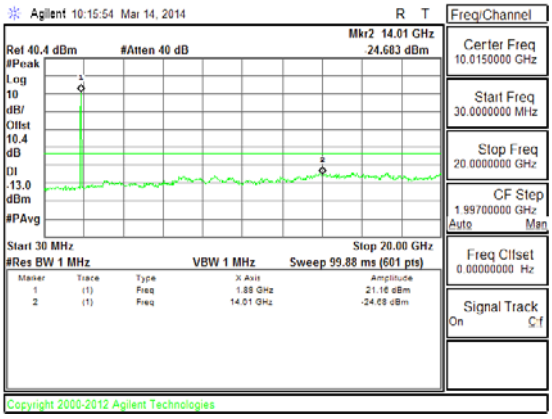 Band WCDMA B2 REL99 CSE
Band Band 5 HSDPA	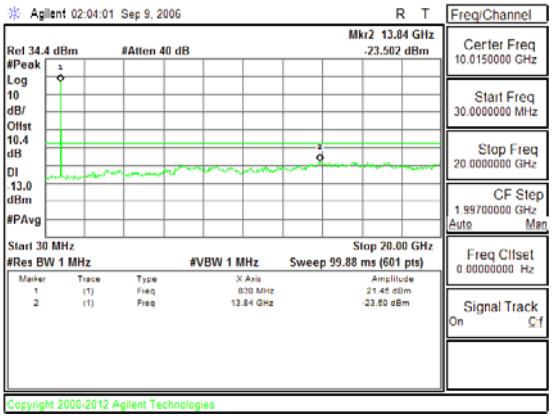 Band WCDMA B5 HSDPA CSE	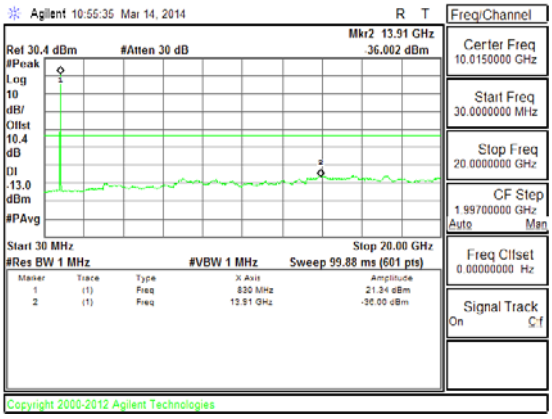 Band WCDMA B5 REL99 CSE

UL VERIFICATION SERVICES INC. FORM NO: FCC_24_22_27_90
47173 BENICIA STREET, FREMONT, CA 94538, USA TEL: (510) 771-1000 FAX: (510) 661-0888

This report shall not be reproduced except in full, without the written approval of UL Verification Services Inc.

Band GSM1900 EGPRS	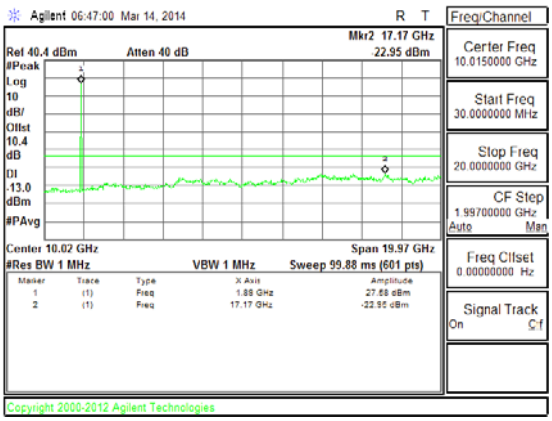 Band GSM1900 EGPRS CSE Mid channel	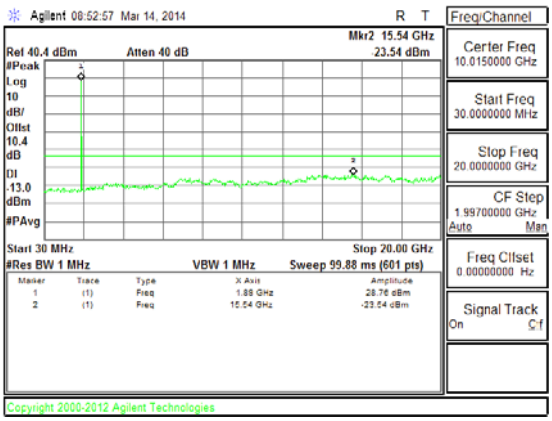 Band GSM1900 GPRS CSE Mid channel
Band GSM850 EGPRS	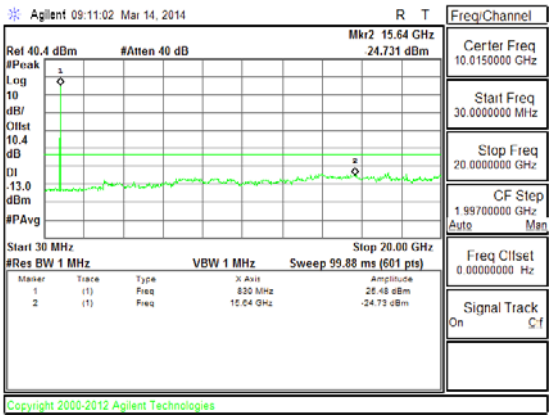 Band GSM850 EGPRS CSE Mid channel	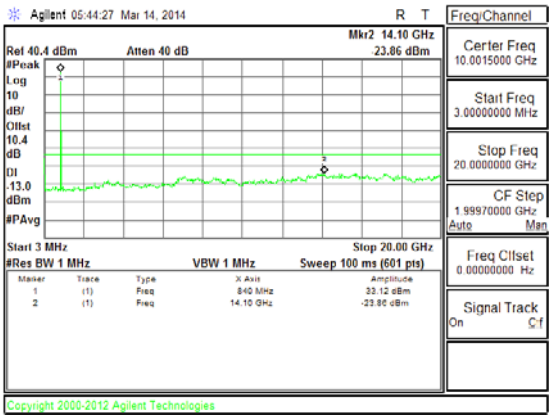 Band GSM850 GPRS CSE Mid channel

This report shall not be reproduced except in full, without the written approval of UL Verification Services Inc.

10.4. FREQUENCY STABILITY

RULE PART(S)

FCC: §2.1055, §22.355, §24.235

LIMITS

§22.355 - The carrier frequency shall not depart from the reference frequency in excess of ±2.5 ppm for mobile stations.

§24.235 - The frequency stability shall be sufficient to ensure that the fundamental emission stays within the authorized frequency block.

TEST PROCEDURE

Per KDB 971168 D01 Power Meas License Digital Systems v02r01

MODES TESTED

GSM & WCDMA B2/B5

RESULTS

See the following pages.

UL VERIFICATION SERVICES INC. FORM NO: FCC_24_22_27_90
47173 BENICIA STREET, FREMONT, CA 94538, USA TEL: (510) 771-1000 FAX: (510) 661-0888

This report shall not be reproduced except in full, without the written approval of UL Verification Services Inc.

10.4.1. FREQUENCY STABILITY RESULTS

BAND V, Channel 4183, Freq: 836.6MHz – MID CHANNEL

Reference Frequency: Cell Mid Channel 836.6 MHz @ 20ºC Limit: +- 2.5 ppm = 2091.500 Hz				
Power Supply (Vdc)	Environment Temperature (*C)	Frequency Deviation Measureed with Time Elapse		
		(MHz)	Delta (ppm)	Limit (ppm)
3.70	50	836.599997	0.001	2.5
3.70	40	836.599998	0.000	2.5
3.70	30	836.599996	0.002	2.5
3.70	***20***	***836.599998***	***0***	***2.5***
3.70	10	836.599996	0.002	2.5
3.70	0	836.600002	-0.005	2.5
3.70	-10	836.600003	-0.006	2.5
3.70	-20	836.600002	-0.005	2.5
3.70	-30	836.600003	-0.006	2.5

Reference Frequency: Mid Channel 836.6 MHz @ 20ºC Limit: +- 2.5 ppm = 2091.500 Hz				
Power Supply (Vdc)	Environment Temperature (*C)	Frequency Deviation Measureed with Time Elapse		
			Delta (ppm)	Limit (ppm)
3.70	***20***	***836.599998***	***0.00000***	***2.5***
4.20	20	836.599997	*0.00120*	2.5
3.4(end Volt)	20	836.599996	*0.00239*	2.5

UL VERIFICATION SERVICES INC. FORM NO: FCC_24_22_27_90
47173 BENICIA STREET, FREMONT, CA 94538, USA TEL: (510) 771-1000 FAX: (510) 661-0888

This report shall not be reproduced except in full, without the written approval of UL Verification Services Inc.

BAND II, Channel 9400 Freq: 1880MHz– MID CHANNEL

Reference Frequency: PC S Mid Channel 1880MHz @ 20°C Limit: to stay +- 2.5 ppm = 4700.000 Hz				
Power Supply (Vdc)	Environment Temperature (°C)	Frequency Deviation Measureed with Time Elapse		
		(MHz)	Delta (ppm)	Limit (ppm)
3.70	50	1879.999989	0.001	2.5
3.70	40	1879.999988	0.002	2.5
3.70	30	1879.999987	0.002	2.5
3.70	***20***	***1879.999991***	***0***	***2.5***
3.70	10	1879.999990	0.001	2.5
3.70	0	1879.999991	0.000	2.5
3.70	-10	1879.999992	-0.001	2.5
3.70	-20	1879.999990	0.001	2.5
3.70	-30	1879.999992	-0.001	2.5

Reference Frequency: PCS Mid Channel 1880 MHz @ 20°C Limit: to stay +- 2.5 ppm = 4700.000 Hz				
Power Supply (Vdc)	Environment Temperature (°C)	Frequency Deviation Measureed with Time Elapse		
		(MHz)	Delta (ppm)	Limit (ppm)
3.70	***20***	***1879.999991***	***0***	***2.5***
4.20	20	1879.999992	*-0.001*	2.5
3.4(end Volt)	20	1879.999990	*0.001*	2.5

UL VERIFICATION SERVICES INC. FORM NO: FCC_24_22_27_90
47173 BENICIA STREET, FREMONT, CA 94538, USA TEL: (510) 771-1000 FAX: (510) 661-0888

This report shall not be reproduced except in full, without the written approval of UL Verification Services Inc.

11. RADIATED TEST RESULTS

11.1. RADIATED POWER (ERP & EIRP)

RULE PART(S)

FCC: §2.1046, §22.913, §24.232

LIMITS

22.913(a) - The ERP of mobile transmitters and auxiliary test transmitters must not exceed 7 Watts.

24.232(c) - Mobile/portable stations are limited to 2 watts e.i.r.p. peak power and the equipment must employ means to limit the power to the minimum necessary for successful communications.

In addition, when the transmitter power is measured in terms of average value, the peak-to-average ratio of the power shall not exceed 13dB.

TEST PROCEDURE

ANSI / TIA / EIA 603C Clause 2.2.17

MODES TESTED

GSM & WCDMA B2/B5

TEST RESULTS

11.1.1. ERP/EIRP Results

Band	Mode	Channel	f(MHz)	ERP / EIRP	
				dBm	mW
Band 2	REL99	9262	1852.4	21.25	133.35
		9400	1880	19.75	94.41
		9538	1907.6	19.3	85.11
	HSDPA	9262	1852.4	19.91	97.95
		9400	1880	18.8	75.86
		9538	1907.6	18.36	68.55

UL VERIFICATION SERVICES INC. FORM NO: FCC_24_22_27_90
47173 BENICIA STREET, FREMONT, CA 94538, USA TEL: (510) 771-1000 FAX: (510) 661-0888

This report shall not be reproduced except in full, without the written approval of UL Verification Services Inc.

Band	Mode	Channel	f(MHz)	ERP / EIRP	
				dBm	mW
Band 5	REL99	4132	826.4	15.641	36.65
		4183	836.6	14.431	27.74
		4233	846.6	14.331	27.11
	HSDPA	4132	826.4	14.621	28.98
		4183	836.6	13.781	23.88
		4233	846.6	13.691	23.39

Band	Mode	Channel	f(MHz)	ERP / EIRP	
				dBm	mW
GSM1900	GPRS	512	1850.2	27.87	612.35
		661	1880	27.56	570.16
		810	1909.8	26.78	476.43
	EGPRS	512	1850.2	24.99	315.5
		661	1880	24.61	289.07
		810	1909.8	23.72	235.5

Band	Mode	Channel	f(MHz)	ERP / EIRP	
				dBm	mW
GSM850	GPRS	128	824.2	26.221	418.89
		190	836.6	25.091	322.92
		251	848.8	24.601	288.47
	EGPRS	128	824.2	23.746	236.92
		190	836.6	22.273	168.77
		251	848.8	21.67	146.89

UL VERIFICATION SERVICES INC. FORM NO: FCC_24_22_27_90
47173 BENICIA STREET, FREMONT, CA 94538, USA TEL: (510) 771-1000 FAX: (510) 661-0888

This report shall not be reproduced except in full, without the written approval of UL Verification Services Inc.

11.1.2. ERP/EIRP Data

High Frequency Fundamental Measurement
Compliance Certification Services Chamber B

Company: Samsung
Project #: 14I17331
Date: 03/15/14
Test Engineer: R.Alegre
Configuration: EUT ONLY, X Position
Mode: HSDPA 1900MHz

Test Equipment:
Receiving: T345, and Chamber B SMA Cables
Substitution: Horn T59 Substitution, 4ft SMA Cable (244639001) Warehouse

Band

Band 2

HSDPA

f GHz	SG reading (dBm)	Ant. Pol. (H/V)	Cable Loss (dB)	Antenna Gain (dBi)	EIRP (dBm)	Limit (dBm)	Delta (dB)	Notes
Low Ch								
1.852	7.6	V	0.85	7.90	14.65	33.0	-18.4	
1.852	12.9	H	0.85	7.90	19.91	33.0	-13.1	
Mid Ch								
1.880	7.3	V	0.85	7.90	14.31	33.0	-18.7	
1.880	11.8	H	0.85	7.90	18.80	33.0	-14.2	
High Ch								
1.908	6.6	V	0.85	7.80	13.56	33.0	-19.4	
1.908	11.4	H	0.85	7.80	18.36	33.0	-14.6	

Rev. 3.17.11

UL VERIFICATION SERVICES INC. FORM NO: FCC_24_22_27_90
47173 BENICIA STREET, FREMONT, CA 94538, USA TEL: (510) 771-1000 FAX: (510) 661-0888

This report shall not be reproduced except in full, without the written approval of UL Verification Services Inc.

Band

Band 2

REL99

High Frequency Fundamental Measurement
Compliance Certification Services Chamber B

Company: Samsung
Project #: 14I17331
Date: 03/15/14
Test Engineer: R. Alegre
Configuration: EUT ONLY, X Position
Mode: REL99 1900MHz

Test Equipment:
Receiving: T345, and Chamber B SMA Cables
Substitution: Horn T59 Substitution, 4ft SMA Cable (244639001) Warehouse

f GHz	SG reading (dBm)	Ant. Pol. (H/V)	Cable Loss (dB)	Antenna Gain (dBi)	EIRP (dBm)	Limit (dBm)	Delta (dB)	Notes
Low Ch								
1.852	8.6	V	0.85	7.90	15.62	33.0	-17.4	
1.852	14.2	H	0.85	7.90	21.25	33.0	-11.8	
Mid Ch								
1.880	8.3	V	0.85	7.90	15.31	33.0	-17.7	
1.880	12.7	H	0.85	7.90	19.75	33.0	-13.3	
High Ch								
1.908	7.1	V	0.85	7.80	14.09	33.0	-18.9	
1.908	12.4	H	0.85	7.80	19.30	33.0	-13.7	

Rev. 3.17.11

UL VERIFICATION SERVICES INC. FORM NO: FCC_24_22_27_90
47173 BENICIA STREET, FREMONT, CA 94538, USA TEL: (510) 771-1000 FAX: (510) 661-0888

This report shall not be reproduced except in full, without the written approval of UL Verification Services Inc.

Band

Band 5

HSDPA

High Frequency Substitution Measurement
Compliance Certification Services Chamber B

Company: Samsung
Project #: 14I17331
Date: 03/15/14
Test Engineer: R. Alegre
Configuration: EUT only, X Position
Mode: WCDMA_HSDPA_ 850

Test Equipment:
Receiving: Sunol T477, and 3m Chamber N-type Cable (Setup this one for testing EUT)
Substitution: Dipole S/N: 00022117, 4ft SMA Cable (SN # 245200 001) Warehouse.

f MHz	SG reading (dBm)	Ant. Pol. (H/V)	Cable Loss (dB)	Antenna Gain (dBd)	ERP (dBm)	Limit (dBm)	Margin (dB)	Notes
Low Ch								
826.40	6.33	V	0.9	0.0	5.43	38.5	-33.0	
826.40	15.52	H	0.9	0.0	14.62	38.5	-23.8	
Mid Ch								
836.60	5.83	V	0.9	0.0	4.93	38.5	-33.5	
836.60	14.68	H	0.9	0.0	13.78	38.5	-24.7	
High Ch								
846.60	6.37	V	0.9	0.0	5.47	38.5	-33.0	
846.60	14.59	H	0.9	0.0	13.69	38.5	-24.8	

Rev. 3.17.11

UL VERIFICATION SERVICES INC. FORM NO: FCC_24_22_27_90
47173 BENICIA STREET, FREMONT, CA 94538, USA TEL: (510) 771-1000 FAX: (510) 661-0888

This report shall not be reproduced except in full, without the written approval of UL Verification Services Inc.

Band

Band 5

REL99

High Frequency Substitution Measurement
Compliance Certification Services Chamber B

Company: Samsung
Project #: 14I17331
Date: 03/15/14
Test Engineer: R. Alegre
Configuration: EUT only, X position
Mode: WCDMA_Rel 99_850

Test Equipment:
Receiving: Sunol T477, and 3m Chamber N-type Cable (Setup this one for testing EUT)
Substitution: Dipole S/N: 00022117, 4ft SMA Cable (SN # 245200 001) Warehouse.

f MHz	SG reading (dBm)	Ant. Pol. (H/V)	Cable Loss (dB)	Antenna Gain (dBd)	ERP (dBm)	Limit (dBm)	Margin (dB)	Notes
Low Ch								
826.40	7.36	V	0.9	0.0	6.46	38.5	-32.0	
826.40	16.54	H	0.9	0.0	15.64	38.5	-22.8	
Mid Ch								
836.60	6.76	V	0.9	0.0	5.86	38.5	-32.6	
836.60	15.33	H	0.9	0.0	14.43	38.5	-24.0	
High Ch								
846.60	5.85	V	0.9	0.0	4.95	38.5	-33.5	
846.60	15.23	H	0.9	0.0	14.33	38.5	-24.1	

Rev. 3.17.11

UL VERIFICATION SERVICES INC. FORM NO: FCC_24_22_27_90
47173 BENICIA STREET, FREMONT, CA 94538, USA TEL: (510) 771-1000 FAX: (510) 661-0888

This report shall not be reproduced except in full, without the written approval of UL Verification Services Inc.

Band

GSM1900

EGPRS

High Frequency Fundamental Measurement
Compliance Certification Services Chamber B

Company: Samsung
Project #: 14I17331
Date: 03/15/14
Test Engineer: R. Alegre
Configuration: EUT ONLY, X Position
Mode: EGPRS 1900MHz

Test Equipment:
Receiving: T345, and Chamber B SMA Cables
Substitution: Horn T59 Substitution, 4ft SMA Cable (244639001) Warehouse

f GHz	SG reading (dBm)	Ant. Pol. (H/V)	Cable Loss (dB)	Antenna Gain (dBi)	EIRP (dBm)	Limit (dBm)	Delta (dB)	Notes
Low Ch								
1.850	9.7	V	0.85	7.90	16.75	33.0	-16.3	
1.850	17.9	H	0.85	7.90	24.99	33.0	-8.0	
Mid Ch								
1.880	12.2	V	0.85	7.90	19.26	33.0	-13.7	
1.880	17.6	H	0.85	7.90	24.61	33.0	-8.4	
High Ch								
1.910	12.0	V	0.85	7.80	18.97	33.0	-14.0	
1.910	16.8	H	0.85	7.80	23.72	33.0	-9.3	

Rev. 3.17.11

UL VERIFICATION SERVICES INC. FORM NO: FCC_24_22_27_90
47173 BENICIA STREET, FREMONT, CA 94538, USA TEL: (510) 771-1000 FAX: (510) 661-0888

This report shall not be reproduced except in full, without the written approval of UL Verification Services Inc.

Band

GSM1900

GPRS

High Frequency Fundamental Measurement
Compliance Certification Services Chamber B

Company: Samsung
Project #: 14I17331
Date: 03/15/14
Test Engineer: R. Alegre
Configuration: EUT ONLY, X Position
Mode: GPRS 1900MHz

Test Equipment:
Receiving: T345, and Chamber B SMA Cables
Substitution: Horn T59 Substitution, 4ft SMA Cable (244639001) Warehouse

f GHz	SG reading (dBm)	Ant. Pol. (H/V)	Cable Loss (dB)	Antenna Gain (dBi)	EIRP (dBm)	Limit (dBm)	Delta (dB)	Notes
Low Ch								
1.850	12.3	V	0.85	7.90	19.36	33.0	-13.6	
1.850	20.8	H	0.85	7.90	27.87	33.0	-5.1	
Mid Ch								
1.880	14.8	V	0.85	7.90	21.85	33.0	-11.2	
1.880	20.5	H	0.85	7.90	27.56	33.0	-5.4	
High Ch								
1.910	14.8	V	0.85	7.80	21.74	33.0	-11.3	
1.910	19.8	H	0.85	7.80	26.78	33.0	-6.2	

Rev. 3.17.11

UL VERIFICATION SERVICES INC. FORM NO: FCC_24_22_27_90
47173 BENICIA STREET, FREMONT, CA 94538, USA TEL: (510) 771-1000 FAX: (510) 661-0888

This report shall not be reproduced except in full, without the written approval of UL Verification Services Inc.

Band

GSM850

EGPRS

High Frequency Substitution Measurement
Compliance Certification Services Chamber B

Company: SAMSUNG
Project #: 14I17331
Date: 03/15/14
Test Engineer: R. Alegre
Configuration: EUT Only X position
Mode: EGRPS 850MHz

Test Equipment:
Receiving: Sunol T477, and 3m Chamber N-type Cable (Setup this one for testing EUT)
Substitution: Dipole S/N: 00022117, 4ft SMA Cable (SN # 245200 001) Warehouse.

f MHz	SG reading (dBm)	Ant. Pol. (H/V)	Cable Loss (dB)	Antenna Gain (dBd)	ERP (dBm)	Limit (dBm)	Margin (dB)	Notes
Low Ch								
824.20	13.59	V	0.9	0.0	12.69	38.5	-25.8	
824.20	24.65	H	0.9	0.0	23.75	38.5	-14.7	
Mid Ch								
836.60	13.43	V	0.9	0.0	12.53	38.5	-25.9	
836.60	23.17	H	0.9	0.0	22.27	38.5	-16.2	
High Ch								
848.80	13.27	V	0.9	0.0	12.37	38.5	-26.1	
848.80	22.57	H	0.9	0.0	21.67	38.5	-16.8	

Rev. 3.17.11

UL VERIFICATION SERVICES INC. FORM NO: FCC_24_22_27_90
47173 BENICIA STREET, FREMONT, CA 94538, USA TEL: (510) 771-1000 FAX: (510) 661-0888

This report shall not be reproduced except in full, without the written approval of UL Verification Services Inc.

Band

GSM850

GPRS

High Frequency Substitution Measurement
Compliance Certification Services Chamber B

Company: SAMSUNG
Project #: 14I17331
Date: 03/15/14
Test Engineer: R. Alegre
Configuration: EUT Only X position
Mode: GRPS 850MHz

Test Equipment:
Receiving: Sunol T477, and 3m Chamber N-type Cable (Setup this one for testing EUT)
Substitution: Dipole S/N: 00022117, 4ft SMA Cable (SN # 245200 001) Warehouse.

f MHz	SG reading (dBm)	Ant. Pol. (H/V)	Cable Loss (dB)	Antenna Gain (dBd)	ERP (dBm)	Limit (dBm)	Margin (dB)	Notes
Low Ch								
824.20	16.58	V	0.9	0.0	15.68	38.5	-22.8	
824.20	27.12	H	0.9	0.0	26.22	38.5	-12.2	
Mid Ch								
836.60	16.40	V	0.9	0.0	15.50	38.5	-22.9	
836.60	25.99	H	0.9	0.0	25.09	38.5	-13.4	
High Ch								
848.80	16.25	V	0.9	0.0	15.35	38.5	-23.1	
848.80	25.50	H	0.9	0.0	24.60	38.5	-13.8	

Rev. 3.17.11

UL VERIFICATION SERVICES INC. FORM NO: FCC_24_22_27_90
47173 BENICIA STREET, FREMONT, CA 94538, USA TEL: (510) 771-1000 FAX: (510) 661-0888

This report shall not be reproduced except in full, without the written approval of UL Verification Services Inc.

11.2. FIELD STRENGTH OF SPURIOUS RADIATION

RULE PART(S)

FCC: §2.1053, §22.917, §24.238

LIMIT

§22.917 (e) and §24.238 (a): Out of band emissions. The power of any emission outside of the authorized operating frequency ranges must be attenuated below the transmitting power (P) by a factor of at least 43 + 10 log (P) dB

TEST PROCEDURE

For Cellular equipment - Compliance with these rules is based on the use of measurement instrumentation employing a resolution bandwidth of 100 kHz or greater. In the 1 MHz bands immediately outside and adjacent to the frequency block a resolution bandwidth of at least one percent of the emission bandwidth of the fundamental emission of the transmitter may be employed. A narrower resolution bandwidth is permitted in all cases to improve measurement accuracy provided the measured power is integrated over the full required measurement bandwidth (i.e. 100 kHz or 1 percent of emission bandwidth, as specified). The emission bandwidth is defined as the width of the signal between two points, one below the carrier center frequency and one above the carrier center frequency, outside of which all emissions are attenuated at least 26 dB below the transmitter power.

For PCS equipment - Compliance with these rules is based on the use of measurement instrumentation employing a resolution bandwidth of 1 MHz or greater. However, in the 1 MHz bands immediately outside and adjacent to the frequency block a resolution bandwidth of at least one percent of the emission bandwidth of the fundamental emission of the transmitter may be employed. A narrower resolution bandwidth is permitted in all cases to improve measurement accuracy provided the measured power is integrated over the full required measurement bandwidth (i.e. 1 MHz or 1 percent of emission bandwidth, as specified). The emission bandwidth is defined as the width of the signal between two points, one below the carrier center frequency and one above the carrier center frequency, outside of which all emissions are attenuated at least 26 dB below the transmitter power.

MODES TESTED

GSM & WCDMA B2/B5

RESULTS

UL VERIFICATION SERVICES INC. FORM NO: FCC_24_22_27_90
47173 BENICIA STREET, FREMONT, CA 94538, USA TEL: (510) 771-1000 FAX: (510) 661-0888

This report shall not be reproduced except in full, without the written approval of UL Verification Services Inc.

11.2.1. SPURIOUS RADIATION PLOTS

Compliance Certification Services
Above 1GHz High Frequency Substitution Measurement

Company: Samsung
Project #: 14I17331
Date: 03/18/14
Test Engineer: Daniel S.
Configuration: X Position, AC Charger and Headphones
Mode: WDCMA HSUPA B2

Chamber	Pre-amplifer	Filter	Limit
3m Chamber	T34 8449B	Filter 1	Part 24

Band

Band 2

HSDPA

f GHz	SG reading (dBm)	Ant. Pol. (H/V)	Distance (m)	Preamp (dB)	Filter (dB)	EIRP (dBm)	Limit (dBm)	Delta (dB)	Notes
Low Ch, 1852.4MHz									
3.704	-7.6	V	3.0	35.4	1.0	-42.0	-13.0	-29.0	
5.557	-7.1	V	3.0	34.7	1.0	-40.8	-13.0	-27.8	
7.409	-3.2	V	3.0	34.9	1.0	-37.1	-13.0	-24.1	
3.704	-10.2	H	3.0	35.4	1.0	-44.6	-13.0	-31.6	
5.557	-7.4	H	3.0	34.7	1.0	-41.1	-13.0	-28.1	
7.409	-3.9	H	3.0	34.9	1.0	-37.8	-13.0	-24.8	
Mid Ch, 1880.0MHz									
3.760	-9.1	V	3.0	35.3	1.0	-43.4	-13.0	-30.4	
5.640	-9.6	V	3.0	34.7	1.0	-43.4	-13.0	-30.4	
7.520	-0.8	V	3.0	34.9	1.0	-34.7	-13.0	-21.7	
3.760	-8.6	H	3.0	35.3	1.0	-42.9	-13.0	-29.9	
5.640	-6.6	H	3.0	34.7	1.0	-40.3	-13.0	-27.3	
7.520	-2.3	H	3.0	34.9	1.0	-36.3	-13.0	-23.3	
High Ch, 1907.6MHz									
3.815	-8.3	V	3.0	35.3	1.0	-42.6	-13.0	-29.6	
5.723	-3.0	V	3.0	34.7	1.0	-36.8	-13.0	-23.8	
7.630	-3.6	V	3.0	34.9	1.0	-37.5	-13.0	-24.5	
3.815	-9.7	H	3.0	35.3	1.0	-44.0	-13.0	-31.0	
5.723	-2.1	H	3.0	34.7	1.0	-35.8	-13.0	-22.8	
7.630	-5.2	H	3.0	34.9	1.0	-39.2	-13.0	-26.2	

Rev. 03.03.09

UL VERIFICATION SERVICES INC. FORM NO: FCC_24_22_27_90
47173 BENICIA STREET, FREMONT, CA 94538, USA TEL: (510) 771-1000 FAX: (510) 661-0888

This report shall not be reproduced except in full, without the written approval of UL Verification Services Inc.

Compliance Certification Services
Above 1GHz High Frequency Substitution Measurement

Company: Samsung
Project #: 14I17331
Date: 03/18/14
Test Engineer: D. Soper
Configuration: X Position, AC Charger and Heaphones
Mode: WCDMA REL 99 B2

Chamber	Pre-amplifer	Filter	Limit
5m Chamber B	T34 8449B	Filter 1	Part 24

Band

Band 2

REL99

f GHz	SG reading (dBm)	Ant. Pol. (H/V)	Distance (m)	Preamp (dB)	Filter (dB)	EIRP (dBm)	Limit (dBm)	Delta (dB)	Notes
Low Ch, 1852.4MHz									
3.704	-7.0	V	3.0	35.4	1.0	-41.4	-13.0	-28.4	
5.557	-3.8	V	3.0	34.7	1.0	-37.6	-13.0	-24.6	
7.409	-4.0	V	3.0	34.9	1.0	-37.9	-13.0	-24.9	
3.704	-6.3	H	3.0	35.4	1.0	-40.7	-13.0	-27.7	
5.557	-3.9	H	3.0	34.7	1.0	-37.7	-13.0	-24.7	
7.409	-4.1	H	3.0	34.9	1.0	-38.0	-13.0	-25.0	
Mid Ch, 1880.0MHz									
3.760	-6.9	V	3.0	35.3	1.0	-41.3	-13.0	-28.3	
5.640	-9.2	V	3.0	34.7	1.0	-42.9	-13.0	-29.9	
7.520	-2.6	V	3.0	34.9	1.0	-36.5	-13.0	-23.5	
3.760	-4.8	H	3.0	35.3	1.0	-39.2	-13.0	-26.2	
5.640	-6.4	H	3.0	34.7	1.0	-40.2	-13.0	-27.2	
7.520	-4.4	H	3.0	34.9	1.0	-38.3	-13.0	-25.3	
High Ch, 1907.6MHz									
3.815	-7.2	V	3.0	35.3	1.0	-41.5	-13.0	-28.5	
5.772	0.1	V	3.0	34.7	1.0	-33.6	-13.0	-20.6	
7.630	-5.0	V	3.0	34.9	1.0	-38.9	-13.0	-25.9	
3.815	-5.7	H	3.0	35.3	1.0	-40.0	-13.0	-27.0	
5.772	4.0	H	3.0	34.7	1.0	-29.7	-13.0	-16.7	
7.630	-5.2	H	3.0	34.9	1.0	-39.2	-13.0	-26.2	

Rev. 03.03.09

UL VERIFICATION SERVICES INC. FORM NO: FCC_24_22_27_90
47173 BENICIA STREET, FREMONT, CA 94538, USA TEL: (510) 771-1000 FAX: (510) 661-0888

This report shall not be reproduced except in full, without the written approval of UL Verification Services Inc.

Band

Band 5

HSDPA

Compliance Certification Services
Above 1GHz High Frequency Substitution Measurement

Company: Samsung
Project #: 14I17331
Date: 03/18/14
Test Engineer: D. Soper
Configuration: X Position, AC Charger and Heaphones
Mode: WCDMA REL 99 B2

Chamber	Pre-amplifer	Filter	Limit
3m Chamber	T34 8449B	Filter 1	Part 22

f GHz	SG reading (dBm)	Ant. Pol. (H/V)	Distance (m)	Preamp (dB)	Filter (dB)	EIRP (dBm)	Limit (dBm)	Delta (dB)	Notes
Low Ch, 826.4MHz									
1.653	-18.1	V	3.0	37.4	1.0	-54.4	-13.0	-41.4	
2.480	-15.5	V	3.0	36.4	1.0	-50.9	-13.0	-37.9	
3.306	-15.9	V	3.0	35.8	1.0	-50.7	-13.0	-37.7	
1.653	-18.1	H	3.0	37.4	1.0	-54.5	-13.0	-41.5	
2.480	-16.0	H	3.0	36.4	1.0	-51.4	-13.0	-38.4	
3.306	-15.6	H	3.0	35.8	1.0	-50.4	-13.0	-37.4	
Mid Ch, 836.6MHz									
1.673	-19.4	V	3.0	37.3	1.0	-55.7	-13.0	-42.7	
2.510	-16.3	V	3.0	36.4	1.0	-51.7	-13.0	-38.7	
3.346	-16.1	V	3.0	35.8	1.0	-50.8	-13.0	-37.8	
1.673	-19.4	H	3.0	37.3	1.0	-55.8	-13.0	-42.8	
2.510	-17.8	H	3.0	36.4	1.0	-53.2	-13.0	-40.2	
3.346	-16.4	H	3.0	35.8	1.0	-51.1	-13.0	-38.1	
High Ch, 846.6MHz									
1.693	-20.2	V	3.0	37.3	1.0	-56.5	-13.0	-43.5	
2.540	-16.1	V	3.0	36.3	1.0	-51.5	-13.0	-38.5	
3.386	-15.0	V	3.0	35.7	1.0	-49.7	-13.0	-36.7	
1.693	-20.2	H	3.0	37.3	1.0	-56.6	-13.0	-43.6	
2.540	-17.6	H	3.0	36.3	1.0	-52.9	-13.0	-39.9	
3.386	-15.1	H	3.0	35.7	1.0	-49.8	-13.0	-36.8	

Rev. 03.03.09
Note: No other emissions were detected above the system noise floor.

UL VERIFICATION SERVICES INC. FORM NO: FCC_24_22_27_90
47173 BENICIA STREET, FREMONT, CA 94538, USA TEL: (510) 771-1000 FAX: (510) 661-0888

This report shall not be reproduced except in full, without the written approval of UL Verification Services Inc.

Band

Band 5

REL99

Compliance Certification Services
Above 1GHz High Frequency Substitution Measurement

Company: Samsung
Project #: 14I17331
Date: 03/18/14
Test Engineer: D. Soper
Configuration: X Position, AC Charger and Heaphones
Mode: WCDMA REL 99 B2

Chamber	Pre-amplifer	Filter	Limit
3m Chamber	T34 8449B	Filter 1	Part 22

f GHz	SG reading (dBm)	Ant. Pol. (H/V)	Distance (m)	Preamp (dB)	Filter (dB)	EIRP (dBm)	Limit (dBm)	Delta (dB)	Notes
Low Ch, 826.4MHz									
1.653	-19.0	V	3.0	37.4	1.0	-55.3	-13.0	-42.3	
2.480	-15.6	V	3.0	36.4	1.0	-51.0	-13.0	-38.0	
3.306	-16.3	V	3.0	35.8	1.0	-51.1	-13.0	-38.1	
1.653	-16.9	H	3.0	37.4	1.0	-53.2	-13.0	-40.2	
2.480	-16.4	H	3.0	36.4	1.0	-51.8	-13.0	-38.8	
3.306	-15.4	H	3.0	35.8	1.0	-50.2	-13.0	-37.2	
Mid Ch, 836.6MHz									
1.673	-19.9	V	3.0	37.3	1.0	-56.3	-13.0	-43.3	
2.510	-15.3	V	3.0	36.4	1.0	-50.7	-13.0	-37.7	
3.346	-15.3	V	3.0	35.8	1.0	-50.0	-13.0	-37.0	
1.673	-17.8	H	3.0	37.3	1.0	-54.1	-13.0	-41.1	
2.510	-17.1	H	3.0	36.4	1.0	-52.4	-13.0	-39.4	
3.346	-15.7	H	3.0	35.8	1.0	-50.5	-13.0	-37.5	
High Ch, 846.6MHz									
1.693	-18.9	V	3.0	37.3	1.0	-55.2	-13.0	-42.2	
2.540	-16.0	V	3.0	36.3	1.0	-51.3	-13.0	-38.3	
3.386	-15.6	V	3.0	35.7	1.0	-50.3	-13.0	-37.3	
1.693	-20.0	H	3.0	37.3	1.0	-56.3	-13.0	-43.3	
2.540	-18.1	H	3.0	36.3	1.0	-53.4	-13.0	-40.4	
3.386	-15.6	H	3.0	35.7	1.0	-50.3	-13.0	-37.3	

Rev. 03.03.09
Note: No other emissions were detected above the system noise floor.

UL VERIFICATION SERVICES INC. FORM NO: FCC_24_22_27_90
47173 BENICIA STREET, FREMONT, CA 94538, USA TEL: (510) 771-1000 FAX: (510) 661-0888

This report shall not be reproduced except in full, without the written approval of UL Verification Services Inc.

Band

GSM1900

EGPRS

Compliance Certification Services
Above 1GHz High Frequency Substitution Measurement

Company: Samsung
Project #: 14I17331
Date: 03/18/14
Test Engineer: D. Soper
Configuration: X Position, AC Charger and headphone
Mode: GPRS 1900

Chamber	Pre-amplifer	Filter	Limit
3m Chamber	T343 8449B	Filter 1	Part 24

f GHz	SG reading (dBm)	Ant. Pol. (H/V)	Distance (m)	Preamp (dB)	Filter (dB)	EIRP (dBm)	Limit (dBm)	Delta (dB)	Notes
Low Ch, 1850MHz									
3.700	-7.8	V	3.0	35.4	1.0	-42.2	-13.0	-29.2	
5.550	-9.3	V	3.0	34.7	1.0	-43.0	-13.0	-30.0	
7.400	-7.4	V	3.0	34.9	1.0	-41.3	-13.0	-28.3	
3.700	-12.4	H	3.0	35.4	1.0	-46.8	-13.0	-33.8	
5.550	-13.0	H	3.0	34.7	1.0	-46.8	-13.0	-33.8	
7.400	-8.8	H	3.0	34.9	1.0	-42.7	-13.0	-29.7	
Mid Ch, 1880.0MHz									
3.760	-7.2	V	3.0	35.3	1.0	-41.6	-13.0	-28.6	
5.640	-13.8	V	3.0	34.7	1.0	-47.6	-13.0	-34.6	
7.520	-8.8	V	3.0	34.9	1.0	-42.7	-13.0	-29.7	
3.760	-11.4	H	3.0	35.3	1.0	-45.7	-13.0	-32.7	
5.640	-12.2	H	3.0	34.7	1.0	-45.9	-13.0	-32.9	
7.520	-11.0	H	3.0	34.9	1.0	-44.9	-13.0	-31.9	
High Ch, 1909.8 MHz									
3.820	-6.7	V	3.0	35.3	1.0	-41.0	-13.0	-28.0	
5.729	-14.8	V	3.0	34.7	1.0	-48.6	-13.0	-35.6	
7.640	-11.5	V	3.0	35.0	1.0	-45.4	-13.0	-32.4	
3.820	-17.3	H	3.0	35.3	1.0	-51.6	-13.0	-38.6	
5.729	-14.4	H	3.0	34.7	1.0	-48.2	-13.0	-35.2	
7.640	-10.2	H	3.0	35.0	1.0	-44.1	-13.0	-31.1	

Rev. 03.03.09

UL VERIFICATION SERVICES INC. FORM NO: FCC_24_22_27_90
47173 BENICIA STREET, FREMONT, CA 94538, USA TEL: (510) 771-1000 FAX: (510) 661-0888

This report shall not be reproduced except in full, without the written approval of UL Verification Services Inc.

Compliance Certification Services
Above 1GHz High Frequency Substitution Measurement

Company: Samsung
Project #: 14I17331
Date: 03/18/14
Test Engineer: D. Soper
Configuration: X Position, AC Charger and headphone
Mode: GPRS 1900

Chamber	Pre-amplifer	Filter	Limit
3m Chamber	T343 8449B	Filter 1	Part 24

Band

GSM1900

GPRS

f GHz	SG reading (dBm)	Ant. Pol. (H/V)	Distance (m)	Preamp (dB)	Filter (dB)	EIRP (dBm)	Limit (dBm)	Delta (dB)	Notes
Low Ch, 1850MHz									
3.700	-5.5	V	3.0	35.4	1.0	-39.9	-13.0	-26.9	
5.550	-7.1	V	3.0	34.7	1.0	-40.9	-13.0	-27.9	
7.400	-8.3	V	3.0	34.9	1.0	-42.2	-13.0	-29.2	
3.700	-7.9	H	3.0	35.4	1.0	-42.3	-13.0	-29.3	
5.550	-9.7	H	3.0	34.7	1.0	-43.4	-13.0	-30.4	
7.400	-7.9	H	3.0	34.9	1.0	-41.8	-13.0	-28.8	
Mid Ch, 1880.0MHz									
3.760	-7.7	V	3.0	35.3	1.0	-42.1	-13.0	-29.1	
5.640	-8.8	V	3.0	34.7	1.0	-42.5	-13.0	-29.5	
7.520	-11.1	V	3.0	34.9	1.0	-45.0	-13.0	-32.0	
3.760	-7.3	H	3.0	35.3	1.0	-41.6	-13.0	-28.6	
5.640	-10.0	H	3.0	34.7	1.0	-43.8	-13.0	-30.8	
7.520	-9.3	H	3.0	34.9	1.0	-43.2	-13.0	-30.2	
High Ch, 1909.8 MHz									
3.820	-8.0	V	3.0	35.3	1.0	-42.3	-13.0	-29.3	
5.729	-8.3	V	3.0	34.7	1.0	-42.1	-13.0	-29.1	
7.640	-10.8	V	3.0	35.0	1.0	-44.8	-13.0	-31.8	
3.820	-10.3	H	3.0	35.3	1.0	-44.5	-13.0	-31.5	
5.729	-7.6	H	3.0	34.7	1.0	-41.4	-13.0	-28.4	
7.640	-9.8	H	3.0	35.0	1.0	-43.8	-13.0	-30.8	

Rev. 03.03.09

UL VERIFICATION SERVICES INC. FORM NO: FCC_24_22_27_90
47173 BENICIA STREET, FREMONT, CA 94538, USA TEL: (510) 771-1000 FAX: (510) 661-0888

This report shall not be reproduced except in full, without the written approval of UL Verification Services Inc.

Compliance Certification Services
Above 1GHz High Frequency Substitution Measurement

Company: Samsung
Project #: 14I17331
Date: 03/18/14
Test Engineer: D. Soper
Configuration: X Position, AC Charger and headphone
Mode: EGPRS 850

Chamber	Pre-amplifer	Filter	Limit
3m Chamber	T34 8449B	Filter 1	Part 22

Band: GSM850 EGPRS

f GHz	SG reading (dBm)	Ant. Pol. (H/V)	Distance (m)	Preamp (dB)	Filter (dB)	EIRP (dBm)	Limit (dBm)	Delta (dB)	Notes
Low Ch, 824.2MHz									
1.648	-23.1	V	3.0	37.4	1.0	-59.5	-13.0	-46.5	
2.473	-20.0	V	3.0	36.4	1.0	-55.4	-13.0	-42.4	
3.297	-19.1	V	3.0	35.8	1.0	-53.9	-13.0	-40.9	
1.648	-21.6	H	3.0	37.4	1.0	-58.0	-13.0	-45.0	
2.473	-20.7	H	3.0	36.4	1.0	-56.1	-13.0	-43.1	
3.297	-19.3	H	3.0	35.8	1.0	-54.1	-13.0	-41.1	
Mid Ch, 836.6MHz									
1.673	-24.0	V	3.0	37.3	1.0	-60.4	-13.0	-47.4	
2.510	-18.4	V	3.0	36.4	1.0	-53.8	-13.0	-40.8	
3.346	-19.3	V	3.0	35.8	1.0	-54.0	-13.0	-41.0	
1.673	-23.0	H	3.0	37.3	1.0	-59.4	-13.0	-46.4	
2.510	-19.6	H	3.0	36.4	1.0	-55.0	-13.0	-42.0	
3.346	-19.5	H	3.0	35.8	1.0	-54.3	-13.0	-41.3	
High Ch, 848.8MHz									
1.698	-21.8	V	3.0	37.3	1.0	-58.1	-13.0	-45.1	
2.547	-17.7	V	3.0	36.3	1.0	-53.0	-13.0	-40.0	
3.395	-18.6	V	3.0	35.7	1.0	-53.3	-13.0	-40.3	
1.698	-15.7	H	3.0	37.3	1.0	-52.0	-13.0	-39.0	
2.547	-18.9	H	3.0	36.3	1.0	-54.3	-13.0	-41.3	
3.395	-18.6	H	3.0	35.7	1.0	-53.3	-13.0	-40.3	

Rev. 03.03.09
Note: No other emissions were detected above the system noise floor.

UL VERIFICATION SERVICES INC. FORM NO: FCC_24_22_27_90
47173 BENICIA STREET, FREMONT, CA 94538, USA TEL: (510) 771-1000 FAX: (510) 661-0888

This report shall not be reproduced except in full, without the written approval of UL Verification Services Inc.

Compliance Certification Services
Above 1GHz High Frequency Substitution Measurement

Company: Samsung
Project #: 14I17331
Date: 03/18/14
Test Engineer: D. Soper
Configuration: X Position, AC Charger and headphone
Mode: GPRS 850

Chamber	Pre-amplifer	Filter	Limit
3m Chamber	T34 8449B	Filter 1	Part 22

Band: GSM850 GPRS

f GHz	SG reading (dBm)	Ant. Pol. (H/V)	Distance (m)	Preamp (dB)	Filter (dB)	EIRP (dBm)	Limit (dBm)	Delta (dB)	Notes
Low Ch, 824.2MHz									
1.648	-22.9	V	3.0	37.4	1.0	-59.3	-13.0	-46.3	
2.473	-19.1	V	3.0	36.4	1.0	-54.5	-13.0	-41.5	
3.297	-18.3	V	3.0	35.8	1.0	-53.1	-13.0	-40.1	
1.648	-22.1	H	3.0	37.4	1.0	-58.4	-13.0	-45.4	
2.473	-19.8	H	3.0	36.4	1.0	-55.2	-13.0	-42.2	
3.297	-18.3	H	3.0	35.8	1.0	-53.1	-13.0	-40.1	
Mid Ch, 836.6MHz									
1.673	-26.2	V	3.0	37.3	1.0	-62.6	-13.0	-49.6	
2.510	-21.3	V	3.0	36.4	1.0	-56.6	-13.0	-43.6	
3.346	-22.1	V	3.0	35.8	1.0	-56.8	-13.0	-43.8	
1.673	-24.3	H	3.0	37.3	1.0	-60.6	-13.0	-47.6	
2.510	-19.1	H	3.0	36.4	1.0	-54.4	-13.0	-41.4	
3.346	-22.6	H	3.0	35.8	1.0	-57.4	-13.0	-44.4	
High Ch, 848.8MHz									
1.698	-22.1	V	3.0	37.3	1.0	-58.4	-13.0	-45.4	
2.547	-19.4	V	3.0	36.3	1.0	-54.8	-13.0	-41.8	
3.395	-18.0	V	3.0	35.7	1.0	-52.7	-13.0	-39.7	
1.698	-12.3	H	3.0	37.3	1.0	-48.6	-13.0	-35.6	
2.547	-18.3	H	3.0	36.3	1.0	-53.6	-13.0	-40.6	
3.395	-18.4	H	3.0	35.7	1.0	-53.1	-13.0	-40.1	

Rev. 03.03.09
Note: No other emissions were detected above the system noise floor.

UL VERIFICATION SERVICES INC. FORM NO: FCC_24_22_27_90
47173 BENICIA STREET, FREMONT, CA 94538, USA TEL: (510) 771-1000 FAX: (510) 661-0888

This report shall not be reproduced except in full, without the written approval of UL Verification Services Inc.