FCC CFR47 PART 22 SUBPART H
FCC CFR47 PART 24 SUBPART E

CERTIFICATION TEST REPORT

FOR

GSM/WCDMA/LTE Phone + Bluetooth, DTS/UNII a/b/g/n, ANT+ & NFC

MODEL NUMBER: SM-G510F

FCC ID: A3LSMG510F

REPORT NUMBER: 14U18192-1 REVISION A
ISSUE DATE: JULY 29, 2014

Prepared for

SAMSUNG ELECTRONICS CO., LTD.
416, MAETAN 3-DONG, YEONGTONG-GU
SUWON-CITY, GYEONGGI-DO 443-742, SOUTH KOREA

Prepared by

UL VERIFICATION SERVICES INC.
47173 BENICIA STREET
FREMONT, CA 94538, U.S.A.
TEL: (510) 771-1000
FAX: (510) 661-0888

NVLAP LAB CODE 200065-0

Revision History

Rev.	Issue Date	Revisions	Revised By
--	07/21/14	Initial Issue	P. Zhang
A	7/29/14	Updated antenna information; power table	P. Zhang

UL VERIFICATION SERVICES INC. FORM NO: FCC_24_22_27_90
47173 BENICIA STREET, FREMONT, CA 94538, USA TEL: (510) 771-1000 FAX: (510) 661-0888

This report shall not be reproduced except in full, without the written approval of UL Verification Services Inc.

TABLE OF CONTENTS

1. ATTESTATION OF TEST RESULTS 5
2. TEST METHODOLOGY 6
3. FACILITIES AND ACCREDITATION 6
4. CALIBRATION AND UNCERTAINTY 6
4.1. MEASURING INSTRUMENT CALIBRATION 6
4.2. SAMPLE CALCULATION 6
4.3. MEASUREMENT UNCERTAINTY 7
5. EQUIPMENT UNDER TEST 8
5.1. DESCRIPTION OF EUT 8
5.2. MAXIMUM OUTPUT POWER 8
5.3. MAXIMUM OUTPUT POWER (LTE) 9
5.4. DESCRIPTION OF AVAILABLE ANTENNAS 10
5.5. DESCRIPTION OF TEST SETUP 11
6. TEST AND MEASUREMENT EQUIPMENT 14
7. Summary Table 15
8. RF POWER OUTPUT VERIFICATION 16
8.1. GSM/GPRS/EDGE 16
8.1.1. GSM OUTPUT POWER RESULT 17
8.2. UMTS REL 99 18
8.2.1. UMTS REL 99 OUTPUT POWER RESULT 18
8.3. UMTS HSDPA 19
8.3.1. UMTS HSDPA OUTPUT POWER RESULT 19
8.3.2. UMTS HSUPA 21
8.3.3. UMTS HSUPA OUTPUT POWER RESULT 22
8.4. LTE OUTPUT VERIFICATION 23
8.4.1. LTE OUTPUT RESULT 27
9. PEAK TO AVERAGE RATIO 31
9.1. CONDUCTED PEAK TO AVERAGE RESULT 31
10. LIMITS AND CONDUCTED RESULTS 35

UL VERIFICATION SERVICES INC. FORM NO: FCC_24_22_27_90
47173 BENICIA STREET, FREMONT, CA 94538, USA TEL: (510) 771-1000 FAX: (510) 661-0888

This report shall not be reproduced except in full, without the written approval of UL Verification Services Inc.

10.1. OCCUPIED BANDWIDTH 35
10.1.1. OCCUPIED BANDWIDTH RESULTS 36
10.1.2. OCCUPIED BANDWIDTH PLOTS 40
10.2. BAND EDGE EMISSIONS 45
10.2.1. BAND EDGE PLOTS 46
10.3. OUT OF BAND EMISSIONS 59
10.3.1. OUT OF BAND EMISSIONS RESULT 60
10.3.2. OUT OF BAND EMISSIONS PLOTS 63
10.4. FREQUENCY STABILITY 68
10.4.1. FREQUENCY STABILITY RESULTS 69
11. RADIATED TEST RESULTS 71
11.1. RADIATED POWER (ERP & EIRP) 71
11.1.1 ERP/EIRP Results 71
11.1.2 LTE ERP/EIRP Results 73
11.1.3 ERP/EIRP DATA 75
11.1.1. ERP/EIRP PLOTS 83
11.1. FIELD STRENGTH OF SPURIOUS RADIATION 91
11.2.1 SPURIOUS RADIATION DATA 92
12. SETUP PHOTOS 108

UL VERIFICATION SERVICES INC. FORM NO: FCC_24_22_27_90
47173 BENICIA STREET, FREMONT, CA 94538, USA TEL: (510) 771-1000 FAX: (510) 661-0888

This report shall not be reproduced except in full, without the written approval of UL Verification Services Inc.

1. ATTESTATION OF TEST RESULTS

COMPANY NAME:	**SAMSUNG ELECTRONICS CO., LTD.**
EUT DESCRIPTION:	**GSM/WCDMA/LTE Phone + Bluetooth, DTS/UNII a/b/g/n, ANT+ & NFC**
MODEL:	**SM-G510F**
SERIAL NUMBER:	**FL-253-D (CONDUCTED), FL-253-A (RADIATED)**
DATE TESTED:	**JULY 1-16, 2014**

APPLICABLE STANDARDS	
STANDARD	**TEST RESULTS**
FCC PART 22H, 24E	PASS

UL Verification Services Inc. tested the above equipment in accordance with the requirements set forth in the above standards. All indications of Pass/Fail in this report are opinions expressed by UL Verification Services Inc. based on interpretations and/or observations of test results. Measurement Uncertainties were not taken into account and are published for informational purposes only. The test results show that the equipment tested is capable of demonstrating compliance with the requirements as documented in this report.

Note: The results documented in this report apply only to the tested sample, under the conditions and modes of operation as described herein. This document may not be altered or revised in any way unless done so by UL CCS and all revisions are duly noted in the revisions section. Any alteration of this document not carried out by UL CCS will constitute fraud and shall nullify the document. This report must not be used by the client to claim product certification, approval, or endorsement by NVLAP, NIST, any agency of the Federal Government, or any agency of any government.

Approved & Released For

UL Verification Services Inc. By:

PENG ZHANG
CONSUMER TECHNOLOGY DIVISION
PROJECT LEAD
UL Verification Services Inc.

Tested By:

DANIEL SOPER
CONSUMER TECHNOLOGY DIVISION
LAB ENGINEER
UL Verification Services Inc.

UL VERIFICATION SERVICES INC. FORM NO: FCC_24_22_27_90
47173 BENICIA STREET, FREMONT, CA 94538, USA TEL: (510) 771-1000 FAX: (510) 661-0888

This report shall not be reproduced except in full, without the written approval of UL Verification Services Inc.

2. TEST METHODOLOGY

The tests documented in this report were performed in accordance with TIA-603-C, FCC CFR 47 Part 22, FCC CFR 47 Part 24.

3. FACILITIES AND ACCREDITATION

The test sites and measurement facilities used to collect data are located at 47173 Benicia Street, Fremont, California, USA.

47173 Benicia Street	47266 Benicia Street
☒ Chamber A	☐ Chamber D
☒ Chamber B	☐ Chamber E
☒ Chamber C	☐ Chamber F

UL Verification Services Inc. is accredited by NVLAP, Laboratory Code 200065-0. The full scope of accreditation can be viewed at http://www.ul.com

4. CALIBRATION AND UNCERTAINTY

4.1. MEASURING INSTRUMENT CALIBRATION

The measuring equipment utilized to perform the tests documented in this report has been calibrated in accordance with the manufacturer's recommendations, and is traceable to recognized national standards

4.2. SAMPLE CALCULATION

Where relevant, the following sample calculation is provided:

EIRP = PSA reading with EUT worst orientation (dBm) + Path loss (dB) – cable loss(between the SG and substitution antenna) + Substitution Antenna Factor (dBi)

ERP = PSA reading with EUT worst orientation (dBm) + Path loss (dB) – cable loss(between the SG and substitution antenna)

(Path loss = Signal generator output – PSA reading with substitution antenna)

UL VERIFICATION SERVICES INC. FORM NO: FCC_24_22_27_90
47173 BENICIA STREET, FREMONT, CA 94538, USA TEL: (510) 771-1000 FAX: (510) 661-0888

This report shall not be reproduced except in full, without the written approval of UL Verification Services Inc.

4.3. MEASUREMENT UNCERTAINTY

Where relevant, the following measurement uncertainty levels have been estimated for tests performed on the apparatus:

PARAMETER	UNCERTAINTY
Conducted Disturbance, 0.15 to 30 MHz	3.52 dB
Radiated Disturbance, 30 to 26000 MHz	4.94 dB

Uncertainty figures are valid to a confidence level of 95%.

UL VERIFICATION SERVICES INC. FORM NO: FCC_24_22_27_90
47173 BENICIA STREET, FREMONT, CA 94538, USA TEL: (510) 771-1000 FAX: (510) 661-0888

This report shall not be reproduced except in full, without the written approval of UL Verification Services Inc.

5. EQUIPMENT UNDER TEST

5.1. DESCRIPTION OF EUT

The EUT is a GSM/WCDMA/LTE Phone + Bluetooth, DTS/UNII a/b/g/n, ANT+ & NFC.

5.2. MAXIMUM OUTPUT POWER

The transmitter has a maximum peak conducted and radiated ERP / EIRP output powers as follows:

FCC Part 22/24						
Band	Frequency Range(MHz)	Modulation Peak	Conducted		Radiated	
			Peak (dBm)	Peak (mW)	Peak (dBm)	Peak (mW)
GSM850	824~849	GMSK	32.4	1737.80		
	824~849	GPRS	32.4	1737.80	30.4	1096.48
	824~849	EGPRS	26.8	478.63	25.9	389.05
GSM1900	1850~1910	GMSK	30.0	1000.00		
	1850~1910	GPRS	30.0	1000.00	30.6	1148.15
	1850~1910	EGPRS	26.2	416.87	28.0	630.96

FCC Part 22/24						
Band	Frequency Range(MHz)	Modulation Peak	Conducted		Radiated	
			Avg (dBm)	Avg (mW)	Avg (dBm)	Avg (mW)
Band 5	824~849	REL99	23.1	204.17	20.8	120.23
	824~849	HSDPA	22.4	173.78	20.2	104.71
	824~849	HSUPA	22.4	173.78		
	824~849	DC-HSDPA	22.4	173.78		
Band 2	1850~1910	REL99	22.5	177.83	23.8	239.88
	1850~1910	HSDPA	21.8	151.36	21.4	138.04
	1850~1910	HSUPA	21.8	151.36		

UL VERIFICATION SERVICES INC. FORM NO: FCC_24_22_27_90
47173 BENICIA STREET, FREMONT, CA 94538, USA TEL: (510) 771-1000 FAX: (510) 661-0888

This report shall not be reproduced except in full, without the written approval of UL Verification Services Inc.

	1850~1910	DC-HSDPA	21.8	151.36		

5.3. MAXIMUM OUTPUT POWER (LTE)

The transmitter has a maximum peak conducted and radiated ERP/EIRP output powers as follows:

FCC Part 27 (10MHz Bandwidth)							
Band	Frequency Range(MHz)	BandWidth (MHz)	Modulation	Conducted		Radiated	
			Peak	Avg (dBm)	Avg (mW)	Avg (dBm)	Avg (mW)
LTE5	824~849	10MHz	QPSK	23	199.5	19.9	97.7
	824~849	10MHz	16QAM	21.7	147.9	19.2	83.2

FCC Part 27 (5MHz Bandwidth)							
Band	Frequency Range(MHz)	BandWidth (MHz)	Modulation	Conducted		Radiated	
			Peak	Avg (dBm)	Avg (mW)	Avg (dBm)	Avg (mW)
LTE5	824~849	5MHz	QPSK	23	199.5	20.7	117.5
	824~849	5MHz	16QAM	22	158.5	19.7	93.3

FCC Part 27 (10MHz Bandwidth)							
Band	Frequency Range(MHz)	BandWidth (MHz)	Modulation	Conducted		Radiated	
			Peak	Avg (dBm)	Avg (mW)	Avg (dBm)	Avg (mW)
LTE5	824~849	3MHz	QPSK	23	199.5	20.2	104.7
	824~849	3MHz	16QAM	21.8	151.4	18.9	77.6

FCC Part 27 (5MHz Bandwidth)							
Band	Frequency Range(MHz)	BandWidth (MHz)	Modulation	Conducted		Radiated	
			Peak	Avg (dBm)	Avg (mW)	Avg (dBm)	Avg (mW)
LTE5	824~849	1.4MHz	QPSK	23	199.5	20.3	107.2
	824~849	1.4MHz	16QAM	22	158.5	19.2	83.2

UL VERIFICATION SERVICES INC. FORM NO: FCC_24_22_27_90
47173 BENICIA STREET, FREMONT, CA 94538, USA TEL: (510) 771-1000 FAX: (510) 661-0888

This report shall not be reproduced except in full, without the written approval of UL Verification Services Inc.

5.4. DESCRIPTION OF AVAILABLE ANTENNAS

The radio utilizes a PIFA antenna for the [List the bands supported] with a maximum peak gain as follow:

Frequency (MHz)	Peak Gain (dBi)
Band 5, 824~849MHz	-2.43
Band 2, 1850~1910MHz	-0.07

UL VERIFICATION SERVICES INC. FORM NO: FCC_24_22_27_90
47173 BENICIA STREET, FREMONT, CA 94538, USA TEL: (510) 771-1000 FAX: (510) 661-0888

This report shall not be reproduced except in full, without the written approval of UL Verification Services Inc.

5.5. DESCRIPTION OF TEST SETUP

SUPPORT EQUIPMENT

Support Equipment List				
Description	Manufacturer	Model	Serial Number	FCC ID
AC Adapter	Samsung	SM-G510F	N/A	N/A
Headset	Samsung	SM-G510F	N/A	N/A

I/O CABLES (CONDUCTED SETUP)

I/O Cable List						
Cable No	Port	# of identical ports	Connector Type	Cable Type	Cable Length (m)	Remarks
1	RF Out	1	Spectrum Analyzer	Shielded	None	NA
2	Antenna Port	1	EUT	Shielded	0.1m	NA
3	RF In/Out	1	Communication Test Set	Shielded	1m	NA

I/O CABLES (RADIATED SETUP)

I/O CABLE LIST						
Cable No.	Port	# of Identical Ports	Connector Type	Cable Type	Cable Length	Remarks
1	USB	1	AC Adapter	Un-shielded	1.2m	No
2	Jack	1	Headset	Shielded	1m	No
3	RF In/out	1	Communication Test Set	Un-shielded	2m	Yes

TEST SETUP

The EUT is continuously communicated to the call box during the tests.

UL VERIFICATION SERVICES INC. FORM NO: FCC_24_22_27_90
47173 BENICIA STREET, FREMONT, CA 94538, USA TEL: (510) 771-1000 FAX: (510) 661-0888

This report shall not be reproduced except in full, without the written approval of UL Verification Services Inc.

SETUP DIAGRAM FOR TESTS (CONDUCTED TEST SETUP)

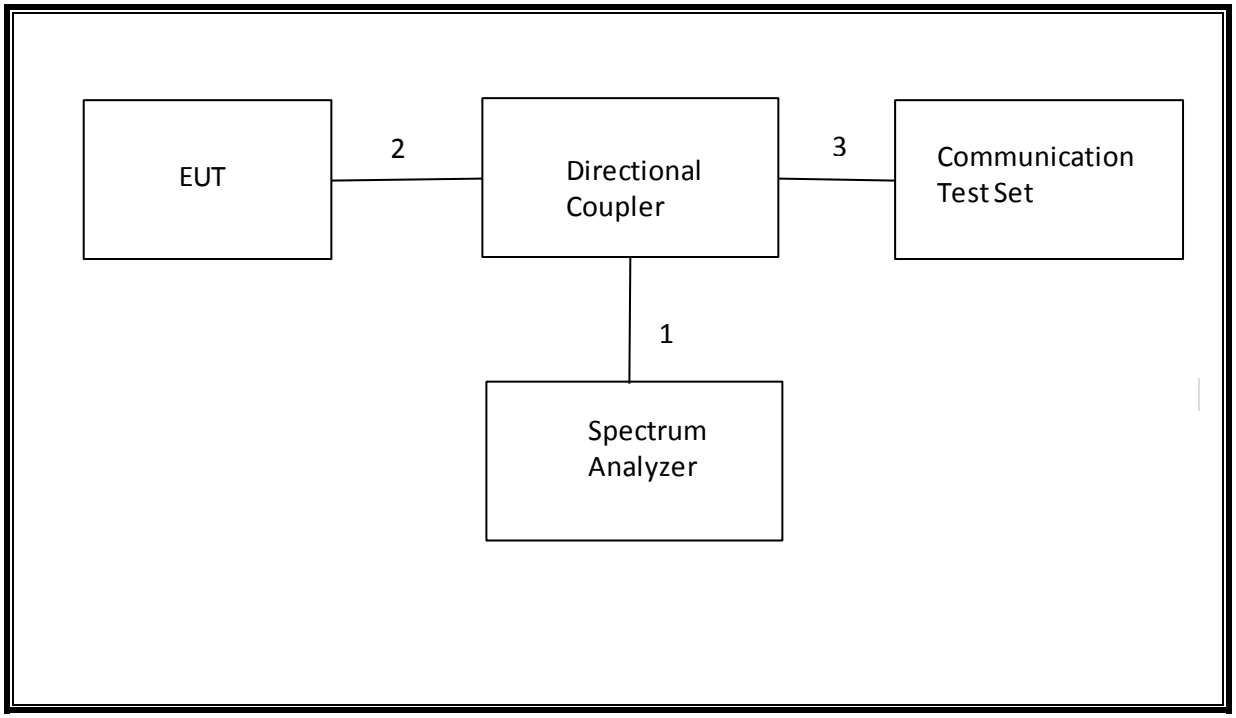

UL VERIFICATION SERVICES INC. FORM NO: FCC_24_22_27_90
47173 BENICIA STREET, FREMONT, CA 94538, USA TEL: (510) 771-1000 FAX: (510) 661-0888

This report shall not be reproduced except in full, without the written approval of UL Verification Services Inc.

SETUP DIAGRAM FOR TESTS (RADIATED TEST SETUP)

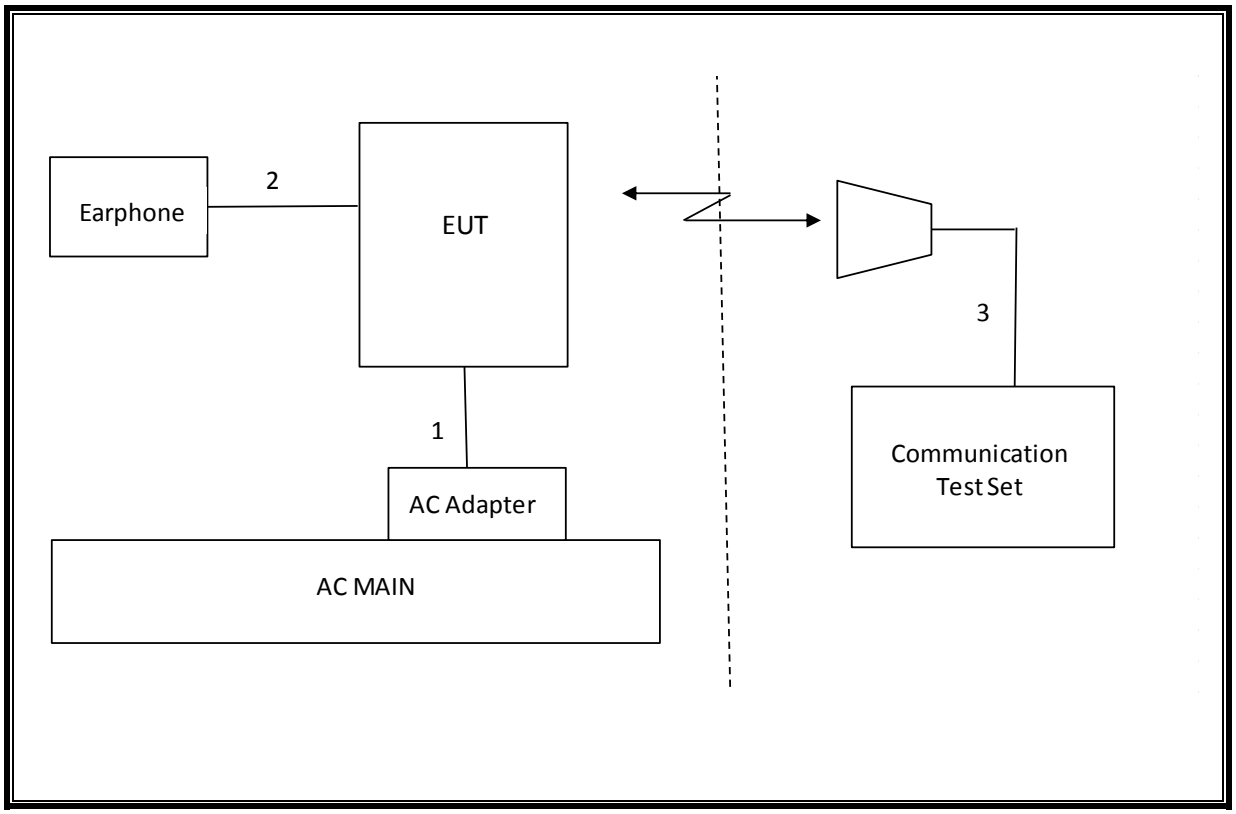

UL VERIFICATION SERVICES INC. FORM NO: FCC_24_22_27_90
47173 BENICIA STREET, FREMONT, CA 94538, USA TEL: (510) 771-1000 FAX: (510) 661-0888

This report shall not be reproduced except in full, without the written approval of UL Verification Services Inc.

6. TEST AND MEASUREMENT EQUIPMENT

The following test and measurement equipment was utilized for the tests documented in this report:

TEST EQUIPMENT LIST				
Description	**Manufacturer**	**Model**	**Asset**	**Cal Due**
Spectrum Analyzer, 44 GHz	Agilent / HP	E4446A	C01179	02/26/15
Antenna, Bilog, 2 GHz	Sunol Sciences	JB1	C01011	08/14/14
Antenna, Horn, 18 GHz	EMCO	3115	C00783	10/25/14
Antenna, Horn, 18 GHz	EMCO	3115	C00784	10/25/14
Highpass Filter, 2.7 GHz	Micro-Tronics	HPM13194	N02687	CNR
Highpass Filter, 1.5 GHz	Micro-Tronics	HPM13193	N02688	CNR
Temperature / Humidity Chamber	Thermotron	SE 600-10-10	C00930	01/09/15
Communications Test Set	R&S	CMW500	T159	07/02/15
DC power supply, 8 V @ 3 A or 15 V	Agilent / HP	E3610A	None	CNR
Vector signal generator, 6 GHz	Agilent / HP	E4438C	None	07/06/15
Antenna, Tuned Dipole 400~1000	ETS	3121C DB4	C00993	02/14/15
Directional Coupler	RF-Lambda	RFDC5M06G15	None	CNR
Antenna, Horn,18- 26 GHz	ARA	MWH-1826/B	C00946	11/12/14

UL VERIFICATION SERVICES INC. FORM NO: FCC_24_22_27_90
47173 BENICIA STREET, FREMONT, CA 94538, USA TEL: (510) 771-1000 FAX: (510) 661-0888

This report shall not be reproduced except in full, without the written approval of UL Verification Services Inc.

7. Summary Table

FCC Part Section	RSS Section(s)	Test Description	Test Limit	Test Condition	Test Result	Worse Case
2.1049	N/A	Occupied Band width (99%)	N/A	Conducted	Pass	8.9763 MHz
22.917(a) 24.238(a)	RSS-132(4.5.1) RSS-133(6.5.1)	Band Edge / Conducted Spurious Emission	-13dBm		Pass	-15.607 dBm
2.1046	N/A	Conducted output power	N/A		Pass	32.4 dBm
22.355 24.235	RSS-132(4.3) RSS-133(6.3)	Frequency Stability	2.5PPM		Pass	.006PPM
22.913(a)(2)	RSS-132(4.4)	Effective Radiated Power	38 dBm	Radiated	Pass	30.4 dBm
24.232(c)	RSS-133(6.4)	Equivalent Isotropic Radiated Power	33dBm		Pass	30.6 dBm
22.917(a) 24.238(a)	RSS-132(4.5.1) RSS-133(6.5.1)	Radiated Spurious Emission	-13dBm		Pass	-39.1 dBm

UL VERIFICATION SERVICES INC. FORM NO: FCC_24_22_27_90
47173 BENICIA STREET, FREMONT, CA 94538, USA TEL: (510) 771-1000 FAX: (510) 661-0888

This report shall not be reproduced except in full, without the written approval of UL Verification Services Inc.

8. RF POWER OUTPUT VERIFICATION

8.1. GSM/GPRS/EDGE

Function: Menu select > GSM Mobile Station > GSM 850/900/1800/1900

Press Connection control to choose the different menus

Press RESET > choose all to reset all settings

Connection Press Signal Off to turn off the signal and change settings

Network Support > GSM+GPRS or GSM+EGPRS

Main Service > Packet Data

Service selection > Test Mode A – Auto Slot Config. off

MS Signal Press Slot Config bottom on the right twice to select and change the number of time slots and power setting

> Slot configuration > Uplink/Gamma

> 33 dBm for GPRS 850/900

> 30 dBm for GPRS1800/1900

BS Signal Enter the same channel number for TCH channel (test channel) and BCCH channel

Frequency Offset > + 0 Hz

Mode > BCCH and TCH

BCCH Level > -85 dBm (May need to adjust if link is not stable)

BCCH Channel > choose desire test channel [Enter the same channel number for TCH channel (test channel) and BCCH channel]

Channel Type > Off

P0> 4 dB

Slot Config > Unchanged (if already set under MS Signal)

TCH > choose desired test channel

Hopping > Off

Main Timeslot > 3 (Default)

Network Coding Scheme > CS4 (GPRS) and MCS5 ~ MCS9 (EGPRS)

Bit Stream > 2E9-1PSR Bit Pattern

AF/RF Enter appropriate offsets for Ext. Att. Output and Ext. Att. Input

Connection Press Signal On to turn on the signal and change settings

UL VERIFICATION SERVICES INC. FORM NO: FCC_24_22_27_90
47173 BENICIA STREET, FREMONT, CA 94538, USA TEL: (510) 771-1000 FAX: (510) 661-0888

This report shall not be reproduced except in full, without the written approval of UL Verification Services Inc.

8.1.1. **GSM OUTPUT POWER RESULT**

Band	Mode	Ch.	f(MHz)	1 time slot	2 time slot	3 time slot	4 time slot
				Peak (dBm)	Peak (dBm)	Peak (dBm)	Peak (dBm)
GSM850	GMSK	128	824.2	32.4			
		190	836.6	32.4			
		251	848.8	32.4			
	GPRS	128	824.2	32.4	29.8	28.0	26.1
		190	836.6	32.4	29.7	27.9	26.1
		251	848.8	32.4	29.6	27.9	26.0
	EGPRS	128	824.2	26.8	26.5	23.9	23.5
		190	836.6	26.7	26.5	23.8	23.5
		251	848.8	26.6	26.3	23.7	23.4
GSM1900	GMSK	512	1850.2	30.0			
		661	1880	30.0			
		810	1909.8	30.0			
	GPRS	512	1850.2	30.0	27.1	25.1	23.9
		661	1880	30.0	27.2	25.1	23.8
		810	1909.8	30.0	27.3	25.2	24.0
	EGPRS	512	1850.2	26.0	25.9	23.2	23.1
		661	1880	26.0	25.9	23.3	23.1
		810	1909.8	26.2	26.0	23.5	23.3

UL VERIFICATION SERVICES INC. FORM NO: FCC_24_22_27_90
47173 BENICIA STREET, FREMONT, CA 94538, USA TEL: (510) 771-1000 FAX: (510) 661-0888

This report shall not be reproduced except in full, without the written approval of UL Verification Services Inc.

8.2. UMTS REL 99

TEST PROCEDURE

The following summary of these settings are illustrated below:

	Mode	Rel99
	Subtest	-
WCDMA General Settings	Loopback Mode	Test Mode 1
	Rel99 RMC	12.2kbps RMC
	HSDPA FRC	Not Applicable
	HSUPA Test	Not Applicable
	Power Control Algorithm	Algorithm2
	βc	Not Applicable
	βd	Not Applicable
	βec	Not Applicable
	βc/βd	8/15
	βhs	Not Applicable
	βed	Not Applicable

8.2.1. UMTS REL 99 OUTPUT POWER RESULT

Band	Mode	Ch.	f(MHz)	Conducted Power (dBm) Avg (dBm)
Band 5	REL99	4132	826.4	23.1
		4183	836.6	23.1
		4233	846.6	23.0
Band 2	REL99	9262	1852.4	22.4
		9400	1880	22.5
		9538	1907.6	22.5

UL VERIFICATION SERVICES INC. FORM NO: FCC_24_22_27_90
47173 BENICIA STREET, FREMONT, CA 94538, USA TEL: (510) 771-1000 FAX: (510) 661-0888

This report shall not be reproduced except in full, without the written approval of UL Verification Services Inc.

8.3. UMTS HSDPA

The following 4 Sub-tests were completed according to Release 5 procedures in section 5.2 of 3GPP TS34.121. A summary of these settings are illustrated below:

	Mode	Rel5 HSDPA			
	Subtest	1	2	3	4
WCDMA General Settings	Loopback Mode	Test Mode 1			
	Rel99 RMC	12.2kbps RMC			
	HSDPA FRC	H-Set1			
	Power Control Algorithm	Algorithm 2			
	βc	2/15	12/15	15/15	15/15
	βd	15/15	15/15	8/15	4/15
	Bd (SF)	64			
	βc/βd	2/15	12/15	15/8	15/4
	βhs	4/15	24/15	30/15	30/15
	MPR (dB)	0	0	0.5	0.5
HSDPA Specific Settings	D_{ACK}	8			
	D_{NAK}	8			
	DCQI	8			
	Ack-Nack repetition factor	3			
	CQI Feedback (Table 5.2B.4)	4ms			
	CQI Repetition Factor (Table 5.2B.4)	2			
	Ahs =βhs/βc	30/15			

8.3.1. UMTS HSDPA OUTPUT POWER RESULT

Band	Mode	Subset	Ch.	f(MHz)	Conducted Power (dBm) Avg (dBm)
Band 5	HSDPA	1	4132	826.4	22.4
			4183	836.6	22.3
			4233	846.6	22.4
		2	4132	826.4	21.9
			4183	836.6	21.9
			4233	846.6	21.9
		3	4132	826.4	21.8
			4183	836.6	21.8
			4233	846.6	21.9
		4	4132	826.4	21.8
			4183	836.6	21.7
			4233	846.6	21.8

UL VERIFICATION SERVICES INC. FORM NO: FCC_24_22_27_90
47173 BENICIA STREET, FREMONT, CA 94538, USA TEL: (510) 771-1000 FAX: (510) 661-0888

This report shall not be reproduced except in full, without the written approval of UL Verification Services Inc.

Band 2	HSDPA	1	9262	1852.4	21.7
			9400	1880	21.8
			9538	1907.6	21.8
		2	9262	1852.4	21.2
			9400	1880	21.3
			9538	1907.6	21.3
		3	9262	1852.4	21.1
			9400	1880	21.3
			9538	1907.6	21.2
		4	9262	1852.4	21.1
			9400	1880	21.3
			9538	1907.6	21.2

UL VERIFICATION SERVICES INC. FORM NO: FCC_24_22_27_90
47173 BENICIA STREET, FREMONT, CA 94538, USA TEL: (510) 771-1000 FAX: (510) 661-0888

This report shall not be reproduced except in full, without the written approval of UL Verification Services Inc.

8.3.2. **UMTS HSUPA**

TEST PROCEDURE

The following summary of these settings are illustrated below: (ETSI TS 134.121-1 Table C.11.1)

	Mode	Rel6 HSUPA	Rel6 HSUPA	Rel6 HSUPA	Rel6 HSUPA	Rel6 HSUPA
	Subtest	1	2	3	4	5
WCDMA General Settings	Loopback Mode	Test Mode 1				
	P-CPICH (dB)	-10				
	P-CCPCH (dB)	-12				
	SCH (dB)	-12				
	PICH(dB)	-15				
	DPCH (dB)	-9				
	HS-SCCH_1 (dB)	-8				
	HS-PDSCH (dB)	-3				
	Rel99 RMC	12.2kbps RMC				
	HSDPA FRC	H-Set1				
	HSUPA Test	HSUPA Loopback				
	Power Control Algorithm	Algorithm2				
	Bc	11/15	6/15	15/15	2/15	15/15
	Bd	15/15	15/15	9/15	15/15	15/15
	Bec	209/225	12/15	30/15	2/15	5/15
	βc/βd	11/15	6/15	15/9	2/15	15/15
	Bhs	22/15	12/15	30/15	4/15	30/15
	βed (note1)	1309/225	94/75	47/15 47/15	56/75	134/15
	MPR	0	2	1	2	0
HSDPA Specific Settings	DACK	8				
	DNAK	8				
	DCQI	8				
	Ack-Nack repetition factor	3				
	CQI Feedback (Table 5.2B.4)	4ms				
	CQI Repetition Factor (Table 5.2B.4)	2				
	Ahs = βhs/βc	30/15				
HSUPA Specific Settings	D E-DPCCH	6	8	8	5	7
	DHARQ	0	0	0	0	0
	AG Index	20	12	15	17	21
	Reference E-TFCIs	5	5	2	5	5
	ETFCI (from 34.121 Table C.11.1.3)	75	67	92	71	81
	Associated Max UL Data Rate kbps	242.1	174.9	482.8	205.8	308.9
	Reference E_TFCIs	E-TFCI 11 E-TFCI PO 4 E-TFCI 67 E-TFCI PO 18 E-TFCI 71 E-TFCI PO 23 E-TFCI 75 E-TFCI PO 26 E-TFCI 81 E-TFCI PO 27		E-TFCI 11 E-TFCI PO 4 E-TFCI 92 E-TFCI PO 18	E-TFCI 11 E-TFCI PO 4 E-TFCI 67 E-TFCI PO 18 E-TFCI 71 E-TFCI PO 23 E-TFCI 75 E-TFCI PO 26 E-TFCI 81 E-TFCI PO 27	

Note1: βed cannot be set directly, it is set by Absolute Grant Value.

UL VERIFICATION SERVICES INC. FORM NO: FCC_24_22_27_90
47173 BENICIA STREET, FREMONT, CA 94538, USA TEL: (510) 771-1000 FAX: (510) 661-0888

This report shall not be reproduced except in full, without the written approval of UL Verification Services Inc.

8.3.3. **UMTS HSUPA OUTPUT POWER RESULT**

Band	Mode	Subset	Ch.	f(MHz)	Conducted Power (dBm) Avg (dBm)
Band 5	HSUPA	1	4132	826.4	22.0
			4183	836.6	21.8
			4233	846.6	22.0
		2	4132	826.4	20.7
			4183	836.6	20.6
			4233	846.6	20.5
		3	4132	826.4	20.8
			4183	836.6	21.0
			4233	846.6	20.9
		4	4132	826.4	21.0
			4183	836.6	20.9
			4233	846.6	21.0
		5	4132	826.4	22.3
			4183	836.6	22.3
			4233	846.6	22.4
Band 2	HSUPA	1	9262	1852.4	20.9
			9400	1880	21.1
			9538	1907.6	20.8
		2	9262	1852.4	20.4
			9400	1880	20.3
			9538	1907.6	20.1
		3	9262	1852.4	20.6
			9400	1880	20.3
			9538	1907.6	20.7
		4	9262	1852.4	20.5
			9400	1880	20.5
			9538	1907.6	20.2
		5	9262	1852.4	21.7
			9400	1880	21.8
			9538	1907.6	21.6

UL VERIFICATION SERVICES INC. FORM NO: FCC_24_22_27_90
47173 BENICIA STREET, FREMONT, CA 94538, USA TEL: (510) 771-1000 FAX: (510) 661-0888

This report shall not be reproduced except in full, without the written approval of UL Verification Services Inc.

DC-HSDPA

The following tests were completed according to procedures in section 7.3.13 of 3GPP TS34.108 v9.5.0. A summary of these settings are illustrated below:

Downlink Physical Channels are set as per 3GPP TS34.121-1 v9.0.0 E.5.0

Table E.5.0: Levels for HSDPA connection setup

Parameter During Connection setup	Unit	Value
P-CPICH_Ec/Ior	dB	-10
P-CCPCH and SCH_Ec/Ior	dB	-12
PICH _Ec/Ior	dB	-15
HS-PDSCH	dB	off
HS-SCCH_1	dB	off
DPCH_Ec/Ior	dB	-5
OCNS_Ec/Ior	dB	-3.1

Call is set up as per 3GPP TS34.108 v9.5.0 sub clause 7.3.13

The configurations of the fixed reference channels for HSDPA RF tests are described in 3GPP TS 34.121, annex C for FDD and 3GPP TS 34.122.

UL VERIFICATION SERVICES INC. FORM NO: FCC_24_22_27_90
47173 BENICIA STREET, FREMONT, CA 94538, USA TEL: (510) 771-1000 FAX: (510) 661-0888

This report shall not be reproduced except in full, without the written approval of UL Verification Services Inc.

Table C.8.1.12: Fixed Reference Channel H-Set 12

Parameter	Unit	Value
Nominal Avg. Inf. Bit Rate	kbps	60
Inter-TTI Distance	TTI's	1
Number of HARQ Processes	Processes	6
Information Bit Payload (N_{INF})	Bits	120
Number Code Blocks	Blocks	1
Binary Channel Bits Per TTI	Bits	960
Total Available SML's in UE	SML's	19200
Number of SML's per HARQ Proc.	SML's	3200
Coding Rate		0.15
Number of Physical Channel Codes	Codes	1
Modulation		QPSK
Note 1: The RMC is intended to be used for DC-HSDPA mode and both cells shall transmit with identical parameters as listed in the table. Note 2: Maximum number of transmission is limited to 1, i.e., retransmission is not allowed. The redundancy and constellation version 0 shall be used.		

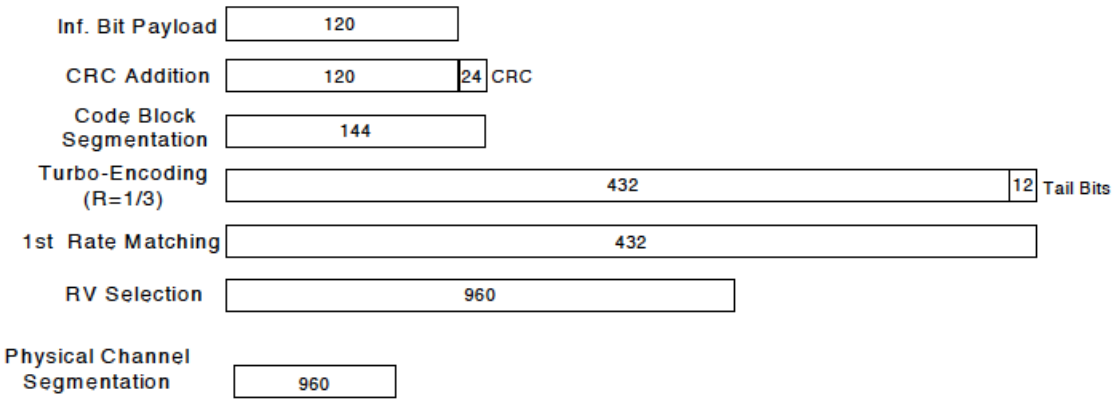

Figure C.8.19: Coding rate for Fixed reference Channel H-Set 12 (QPSK)

UL VERIFICATION SERVICES INC. FORM NO: FCC_24_22_27_90
47173 BENICIA STREET, FREMONT, CA 94538, USA TEL: (510) 771-1000 FAX: (510) 661-0888

This report shall not be reproduced except in full, without the written approval of UL Verification Services Inc.

The following 4 Sub-tests for HSDPA were completed according to Release 8 procedures in section 5.2 of 3GPP TS34.121. A summary of subtest settings are illustrated below:

	Mode	HSDPA	HSDPA	HSDPA	HSDPA
	Subtest	1	2	3	4
WCDMA General Settings	Loopback Mode	Test Mode 1			
	Rel99 RMC	12.2kbps RMC			
	HSDPA FRC	H-Set1			
	Power Control Algorithm	Algorithm2			
	βc	2/15	12/15	15/15	15/15
	βd	15/15	15/15	8/15	4/15
	βd (SF)	64			
	βc/βd	2/15	12/15	15/8	15/4
	βhs	4/15	24/15	30/15	30/15
	MPR (dB)	0	0	0.5	0.5
HSDPA Specific Settings	DACK	8			
	DNAK	8			
	DCQI	8			
	Ack-Nack Repetition factor	3			
	CQI Feedback	4ms			
	CQI Repetition Factor	2			
	Ahs = βhs/ βc	30/15			

Up commands are set continuously to set the UE to Max power.

Measured Results

UL VERIFICATION SERVICES INC. FORM NO: FCC_24_22_27_90
47173 BENICIA STREET, FREMONT, CA 94538, USA TEL: (510) 771-1000 FAX: (510) 661-0888

This report shall not be reproduced except in full, without the written approval of UL Verification Services Inc.

Band	Mode	UL Ch No.	Freq. (MHz)	MPR	Avg Pwr (dBm)
W-CDMA Band V	Subtest 1	4132	826.4	0	22.4
		4183	836.6	0	22.4
		4233	846.6	0	22.5
	Subtest 2	4132	826.4	0	22.1
		4183	836.6	0	21.8
		4233	846.6	0	21.6
	Subtest 3	4132	826.4	0.5	22.0
		4183	836.6	0.5	21.6
		4233	846.6	0.5	21.6
	Subtest 4	4132	826.4	0.5	21.3
		4183	836.6	0.5	21.6
		4233	846.6	0.5	21.6
W-CDMA Band II	Subtest 1	9262	1852.4	0	21.8
		9400	1880.0	0	21.8
		9538	1907.6	0	21.8
	Subtest 2	9262	1852.4	0	20.8
		9400	1880.0	0	21.2
		9538	1907.6	0	21.2
	Subtest 3	9262	1852.4	0.5	21.2
		9400	1880.0	0.5	21.6
		9538	1907.6	0.5	21.6
	Subtest 4	9262	1852.4	0.5	20.5
		9400	1880.0	0.5	20.0
		9538	1907.6	0.5	20.1

UL VERIFICATION SERVICES INC. FORM NO: FCC_24_22_27_90
47173 BENICIA STREET, FREMONT, CA 94538, USA TEL: (510) 771-1000 FAX: (510) 661-0888

This report shall not be reproduced except in full, without the written approval of UL Verification Services Inc.

8.4. LTE OUTPUT VERIFICATION

8.4.1. **LTE OUTPUT RESULT**

Band	Frequency	Modulation	BW (MHz)	RB Size	RB Offset	Average
LTE5	829	QPSK	10	1	0	23.00
				1	24	23.00
				1	49	23.00
				25	0	21.90
				25	11	22.00
				25	24	22.00
				50	0	21.90
	829	16QAM		1	0	21.70
				1	24	21.70
				1	49	21.60
				25	0	21.00
				25	11	21.00
				25	24	21.00
				50	0	20.90
	836.5	QPSK		1	0	23.00
				1	24	23.00
				1	49	22.90
				25	0	22.00
				25	11	21.90
				25	24	21.90
				50	0	21.90
	836.5	16QAM		1	0	21.70
				1	24	21.60
				1	49	21.60
				25	0	20.90
				25	11	20.90
				25	24	20.90
				50	0	20.80
	844	QPSK		1	0	23.00
				1	24	22.90
				1	49	23.00
				25	0	22.00
				25	11	22.00
				25	24	22.00
				50	0	22.00
	844	16QAM		1	0	21.40
				1	24	21.30
				1	49	21.50
				25	0	21.00
				25	11	21.00
				25	24	21.00
				50	0	20.90

UL VERIFICATION SERVICES INC. FORM NO: FCC_24_22_27_90
47173 BENICIA STREET, FREMONT, CA 94538, USA TEL: (510) 771-1000 FAX: (510) 661-0888

This report shall not be reproduced except in full, without the written approval of UL Verification Services Inc.

Band	Frequency	Modulation	BW (MHz)	RB Size	RB Offset	Average
LTE5	826.5	QPSK	5	1	0	23.00
				1	11	22.90
				1	24	23.00
				12	0	22.00
				12	5	22.00
				12	11	22.00
				25	0	22.00
	826.5	16QAM		1	0	21.40
				1	11	21.40
				1	24	21.40
				12	0	21.00
				12	5	21.00
				12	11	20.90
				25	0	21.00
	836.5	QPSK		1	0	22.90
				1	11	22.80
				1	24	23.00
				12	0	22.00
				12	5	22.00
				12	11	22.00
				25	0	21.90
	836.5	16QAM		1	0	21.30
				1	11	21.40
				1	24	21.40
				12	0	20.90
				12	5	20.90
				12	11	20.90
				25	0	20.90
	846.5	QPSK		1	0	23.00
				1	11	23.00
				1	24	23.00
				12	0	22.00
				12	5	22.00
				12	11	22.00
				25	0	22.00
	846.5	16QAM		1	0	22.00
				1	11	22.00
				1	24	22.00
				12	0	21.00
				12	5	21.00
				12	11	21.00
				25	0	20.90

UL VERIFICATION SERVICES INC. FORM NO: FCC_24_22_27_90
47173 BENICIA STREET, FREMONT, CA 94538, USA TEL: (510) 771-1000 FAX: (510) 661-0888

This report shall not be reproduced except in full, without the written approval of UL Verification Services Inc.

Band	Frequency	Modulation	BW (MHz)	RB Size	RB Offset	Average
LTE5	825.5	QPSK	3	1	0	23.00
				1	7	23.00
				1	14	23.00
				7	0	22.00
				7	2	22.00
				7	6	22.00
				15	0	22.00
	825.5	16QAM		1	0	21.70
				1	7	21.70
				1	14	21.70
				7	0	21.00
				7	2	21.00
				7	6	21.00
				15	0	21.00
	836.5	QPSK		1	0	22.90
				1	7	22.90
				1	14	22.90
				7	0	22.00
				7	2	22.00
				7	6	22.00
				15	0	21.90
	836.5	16QAM		1	0	21.30
				1	7	21.30
				1	14	21.30
				7	0	20.80
				7	2	20.80
				7	6	20.80
				15	0	20.80
	847.5	QPSK		1	0	23.00
				1	7	23.00
				1	14	23.00
				7	0	22.00
				7	2	22.00
				7	6	22.00
				15	0	22.00
	847.5	16QAM		1	0	21.70
				1	7	21.80
				1	14	21.80
				7	0	21.00
				7	2	21.00
				7	6	21.00
				15	0	21.00

UL VERIFICATION SERVICES INC. FORM NO: FCC_24_22_27_90
47173 BENICIA STREET, FREMONT, CA 94538, USA TEL: (510) 771-1000 FAX: (510) 661-0888

This report shall not be reproduced except in full, without the written approval of UL Verification Services Inc.

Band	Frequency	Modulation	BW (MHz)	RB Size	RB Offset	Average
LTE5	824.7	QPSK	1.4	1	0	23.00
				1	2	23.00
				1	5	23.00
				3	0	23.00
				3	0	23.00
				3	2	23.00
				6	0	22.00
	824.7	16QAM		1	0	21.70
				1	2	21.60
				1	5	21.70
				3	0	22.00
				3	0	22.00
				3	2	22.00
				6	0	20.90
	836.5	QPSK		1	0	22.90
				1	2	22.90
				1	5	22.90
				3	0	23.00
				3	0	23.00
				3	2	23.00
				6	0	22.00
	836.5	16QAM		1	0	21.30
				1	2	21.20
				1	5	21.30
				3	0	22.00
				3	0	22.00
				3	2	22.00
				6	0	21.00
	848.3	QPSK		1	0	23.00
				1	2	23.00
				1	5	23.00
				3	0	23.00
				3	0	23.00
				3	2	23.00
				6	0	22.00
	848.3	16QAM		1	0	21.80
				1	2	21.80
				1	5	21.90
				3	0	22.00
				3	0	22.00
				3	2	22.00
				6	0	21.00

UL VERIFICATION SERVICES INC. FORM NO: FCC_24_22_27_90
47173 BENICIA STREET, FREMONT, CA 94538, USA TEL: (510) 771-1000 FAX: (510) 661-0888

This report shall not be reproduced except in full, without the written approval of UL Verification Services Inc.

9. PEAK TO AVERAGE RATIO

Test Procedure

Per KDB 971168 D01 Power Meas License Digital Systems v02r01

Test Spec

In addition, when the transmitter power is measured in terms of average value, the peak-to-average ratio of the power shall not exceed 13 dB.

9.1. CONDUCTED PEAK TO AVERAGE RESULT

Band		
Band 2 HSDPA	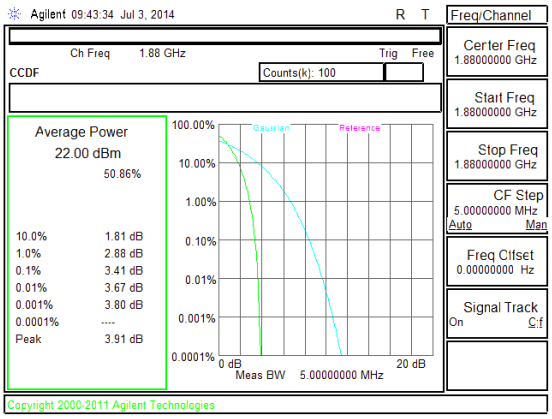 Band WCDMA B2 HSDPA	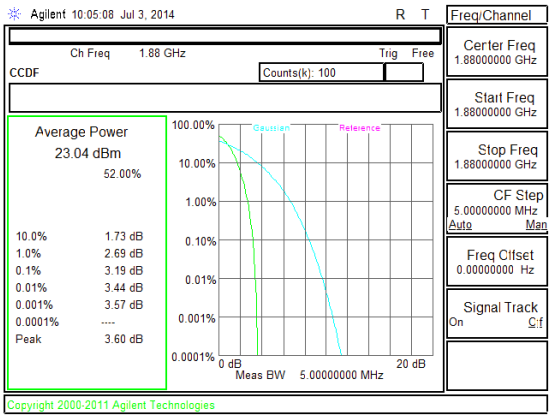 Band WCDMA B2 REL99

UL VERIFICATION SERVICES INC. FORM NO: FCC_24_22_27_90
47173 BENICIA STREET, FREMONT, CA 94538, USA TEL: (510) 771-1000 FAX: (510) 661-0888

This report shall not be reproduced except in full, without the written approval of UL Verification Services Inc.

Band

Band 5

HSDPA

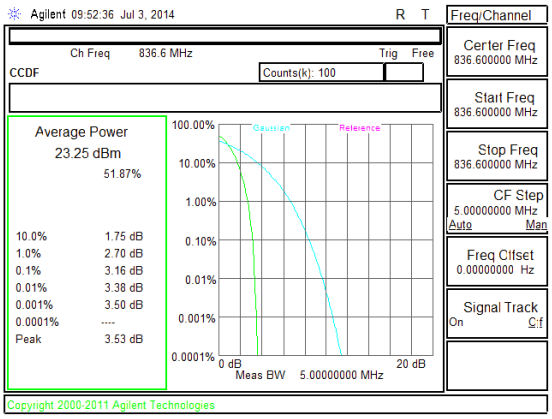

Band WCDMA B5 HSDPA

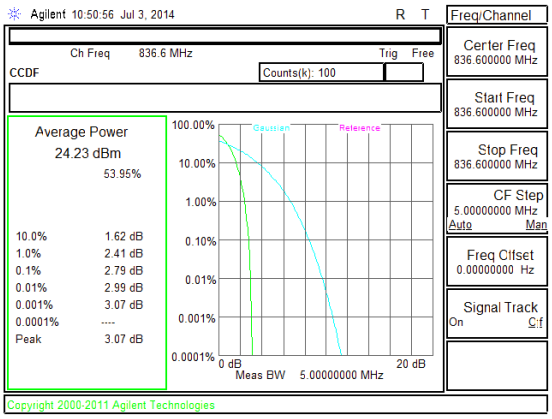

Band WCDMA B5 REL99

Band

LTE5

10MHz

16QAM

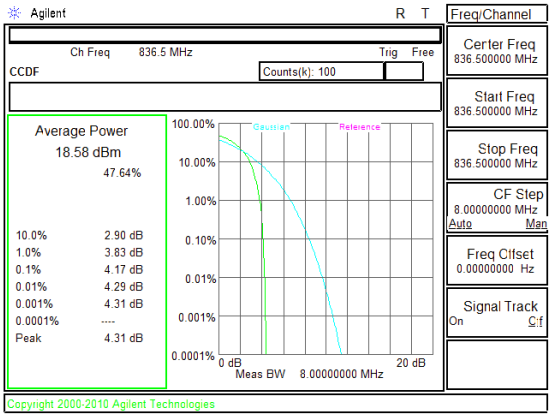

Band LTE5 10MHz 16QAM Mid channel

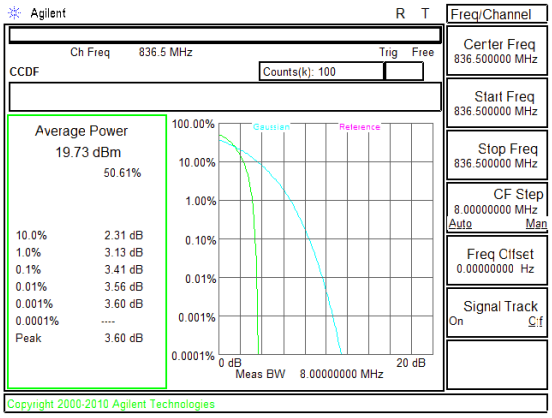

Band LTE5 10MHz QPSK Mid channel

UL VERIFICATION SERVICES INC.
47173 BENICIA STREET, FREMONT, CA 94538, USA TEL: (510) 771-1000 FAX: (510) 661-0888

This report shall not be reproduced except in full, without the written approval of UL Verification Services Inc.

Band LTE5 5MHz 16QAM

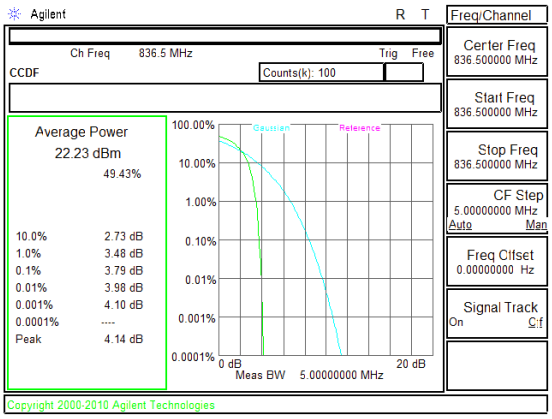

Band LTE5 5MHz 16QAM Mid channel

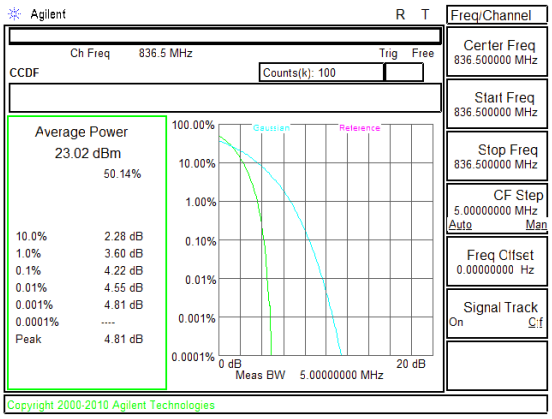

Band LTE5 5MHz QPSK Mid channel

Band LTE5 3MHz 16QAM

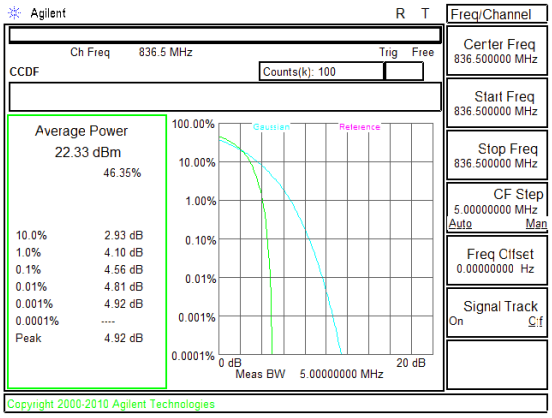

Band LTE5 3MHz 16QAM Mid channel

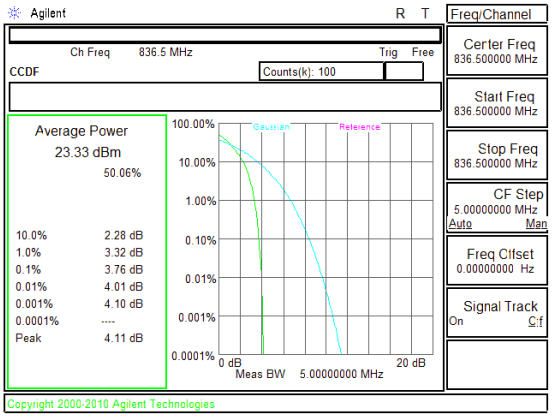

Band LTE5 3MHz QPSK Mid channel

UL VERIFICATION SERVICES INC.
47173 BENICIA STREET, FREMONT, CA 94538, USA TEL: (510) 771-1000 FAX: (510) 661-0888

This report shall not be reproduced except in full, without the written approval of UL Verification Services Inc.

Band LTE5 1.4MHz 16QAM	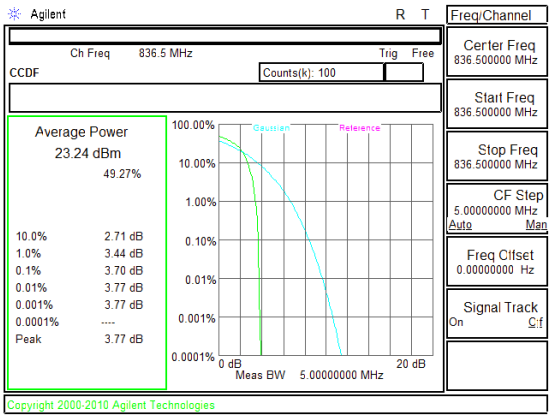 Band LTE5 1.4MHz 16QAM Mid channel	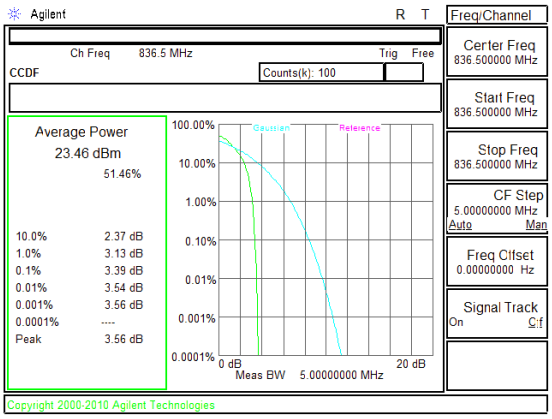 Band LTE5 1.4MHz QPSK Mid channel

This report shall not be reproduced except in full, without the written approval of UL Verification Services Inc.

10. LIMITS AND CONDUCTED RESULTS

10.1. OCCUPIED BANDWIDTH

RULE PART(S)

FCC: §2.1049

IC: RSS-132, 4.5; RSS-133, 6.5

LIMITS

For reporting purposes only

TEST PROCEDURE

The transmitter output was connected to a calibrated coaxial cable and coupler, the other end of which was connected to a spectrum analyzer. The occupied bandwidth was measured with the spectrum analyzer at the low, middle and high channel in each band. The -26dB bandwidth was also measured and recorded.

(KDB 971168 D01 Power Meas License Digital Systems v02r01 - 06/07/2013)

UL VERIFICATION SERVICES INC. FORM NO: FCC_24_22_27_90
47173 BENICIA STREET, FREMONT, CA 94538, USA TEL: (510) 771-1000 FAX: (510) 661-0888

This report shall not be reproduced except in full, without the written approval of UL Verification Services Inc.

10.1.1. **OCCUPIED BANDWIDTH RESULTS**

GSM OCCUPIED BANDWIDTH RESULTS

Band	Mode	Channel	f (MHz)	99% BW (MHz)	-26dB BW (MHz)
GSM850	GMSK	128	824.2		
		190	836.6		
		251	848.8		
	GPRS	128	824.2	0.2500	0.3329
		190	836.6	0.2458	0.3289
		251	848.8	0.2515	0.3319
	EGPRS	128	824.2	0.2502	0.3328
		190	836.6	0.2591	0.3354
		251	848.8	0.2501	0.3350
GSM1900	GMSK	512	1850.2		
		661	1880		
		810	1909.8		
	GPRS	512	1850.2	0.2418	0.3083
		661	1880	0.2435	0.3229
		810	1909.8	0.2466	0.3171
	EGPRS	512	1850.2	0.2435	0.3108
		661	1880	0.2541	0.3187
		810	1909.8	0.2421	0.3235

UL VERIFICATION SERVICES INC. FORM NO: FCC_24_22_27_90
47173 BENICIA STREET, FREMONT, CA 94538, USA TEL: (510) 771-1000 FAX: (510) 661-0888

This report shall not be reproduced except in full, without the written approval of UL Verification Services Inc.

WCDMA OCCUPIED BANDWIDTH RESULTS

Band	Mode	Channel	f (MHz)	99% BW (MHz)	-26dB BW (MHz)
Band 5	REL99	4132	826.4	4.0587	4.579
		4183	836.6	4.1897	4.596
		4233	846.6	4.1954	4.542
	HSDPA	4132	826.4	4.1865	4.562
		4183	836.6	4.2337	4.575
		4233	846.6	4.1938	4.456
	HSUPA	4132	826.4		
		4183	836.6		
		4233	846.6		
Band 2	REL99	9262	1852.4	4.1734	4.585
		9400	1880	4.1698	4.559
		9538	1907.6	4.227	4.608
	HSDPA	9262	1852.4	4.1713	4.559
		9400	1880	4.0959	4.594
		9538	1907.6	4.0703	4.549
	HSUPA	9262	1852.4		
		9400	1880		
		9538	1907.6		

UL VERIFICATION SERVICES INC. FORM NO: FCC_24_22_27_90
47173 BENICIA STREET, FREMONT, CA 94538, USA TEL: (510) 771-1000 FAX: (510) 661-0888

This report shall not be reproduced except in full, without the written approval of UL Verification Services Inc.

LTE OCCUPIED BANDWIDTH RESULTS

Band	BW(MHz)	Mode	RB/RB Size	f (MHz)	99% BW (MHz)	-26dB BW (MHz)
LTE5	10	QPSK	50/0	829	8.9262	9.48
			50/0	836.5	8.9206	9.533
			50/0	844	8.9763	9.722
		16QAM	50/0	829	8.9149	9.61
			50/0	836.5	8.943	9.642
			50/0	844	8.9524	9.829

Band	BW(MHz)	Mode	RB/RB Size	f (MHz)	99% BW (MHz)	-26dB BW (MHz)
LTE5	5	QPSK	25/0	826.5	4.4648	4.878
			25/0	836.5	4.4749	4.869
			25/0	846.5	4.4787	4.872
		16QAM	25/0	826.5	4.4699	4.881
			25/0	836.5	4.4648	4.85
			25/0	846.5	4.4825	4.9

Band	BW(MHz)	Mode	RB/RB Size	f (MHz)	99% BW (MHz)	-26dB BW (MHz)
LTE5	3	QPSK	15/0	825.5	2.6806	2.908
			15/0	836.5	2.6913	3.019
			15/0	847.5	2.6974	2.974
		16QAM	15/0	825.5	2.687	2.91
			15/0	836.5	2.6834	2.939
			15/0	847.5	2.6824	2.93

UL VERIFICATION SERVICES INC. FORM NO: FCC_24_22_27_90
47173 BENICIA STREET, FREMONT, CA 94538, USA TEL: (510) 771-1000 FAX: (510) 661-0888

This report shall not be reproduced except in full, without the written approval of UL Verification Services Inc.

Band	BW(MHz)	Mode	RB/RB Size	f (MHz)	99% BW (MHz)	-26dB BW (MHz)
LTE5	1.4	QPSK	6/0	824.7	1.0766	1.243
			6/0	836.5	1.0837	1.308
			6/0	848.3	1.091	1.701
		16QAM	6/0	824.7	1.0819	1.263
			6/0	836.5	1.0867	1.297
			6/0	848.3	1.0858	1.551

UL VERIFICATION SERVICES INC. FORM NO: FCC_24_22_27_90
47173 BENICIA STREET, FREMONT, CA 94538, USA TEL: (510) 771-1000 FAX: (510) 661-0888

This report shall not be reproduced except in full, without the written approval of UL Verification Services Inc.

10.1.2. **OCCUPIED BANDWIDTH PLOTS**

Band Band 2 HSDPA	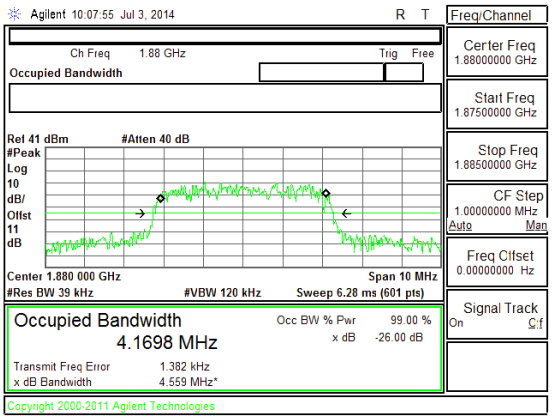 Band WCDMA B2 REL99 OBW	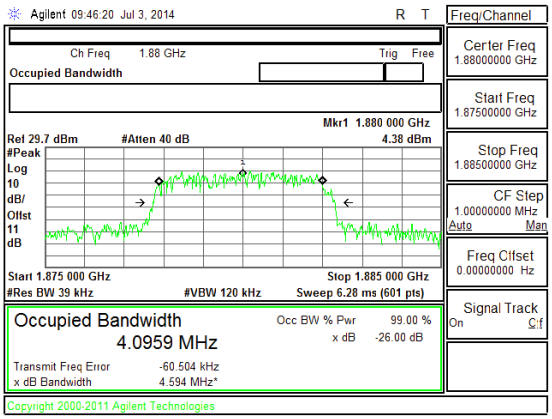 Band WCDMA B2 HSDPA OBW

This report shall not be reproduced except in full, without the written approval of UL Verification Services Inc.

Band

Band 5

HSDPA

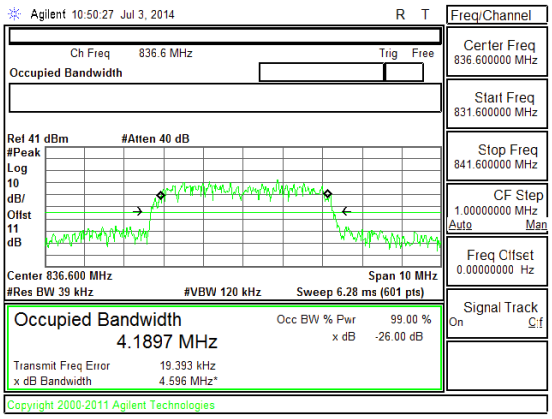

Band WCDMA B5 REL99 OBW

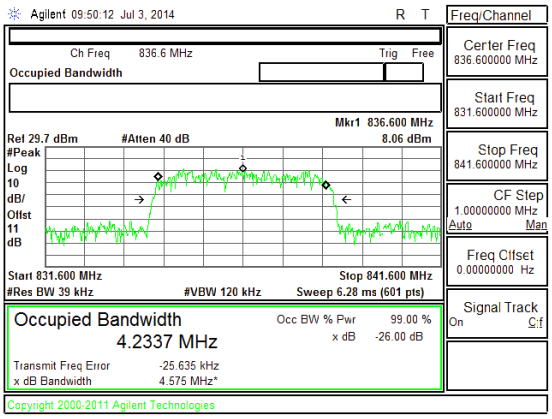

Band WCDMA B5 HSDPA OBW

Band

GSM1900

EGPRS

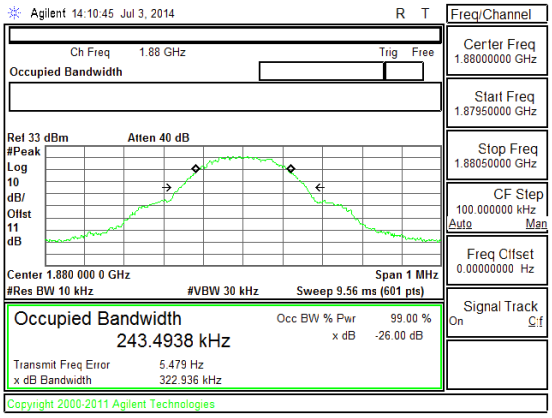

Band GSM1900 GPRS OBW Mid channel

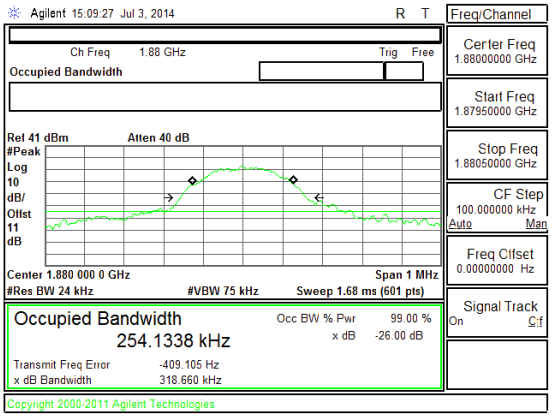

Band GSM1900 EGPRS OBW Mid channel

UL VERIFICATION SERVICES INC.
47173 BENICIA STREET, FREMONT, CA 94538, USA TEL: (510) 771-1000 FAX: (510) 661-0888

This report shall not be reproduced except in full, without the written approval of UL Verification Services Inc.

Band GSM850 EGPRS	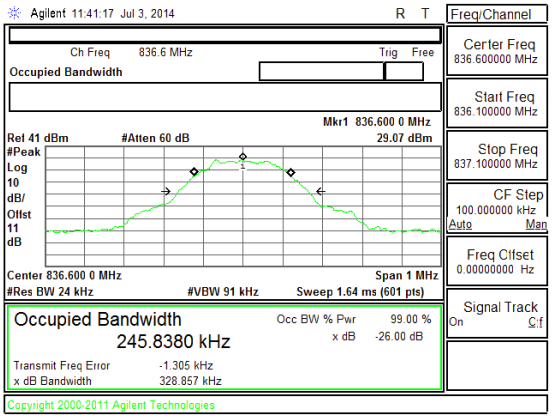 Band GSM850 GPRS OBW Mid channel	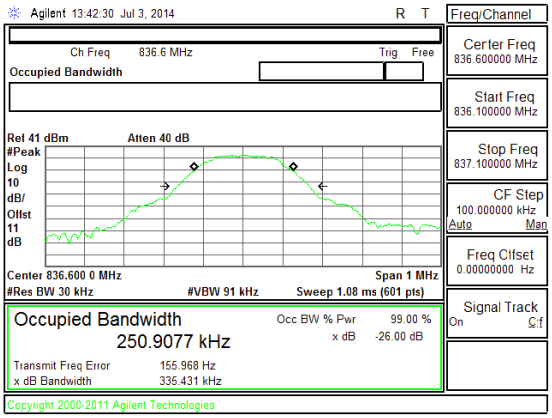 Band GSM850 EGPRS OBW Mid channel

This report shall not be reproduced except in full, without the written approval of UL Verification Services Inc.

Band LTE5 10MHz 16QAM

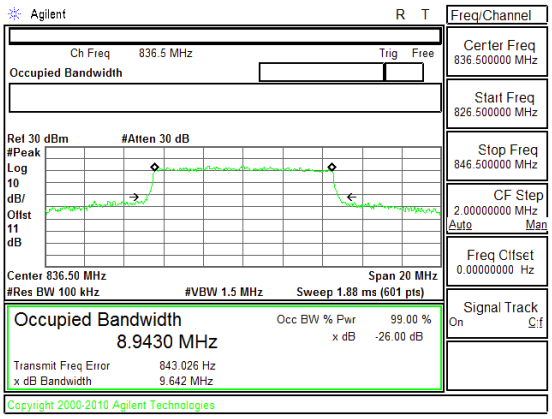

Band LTE5 10MHz OBW 16QAM Mid Channel FRB.gif

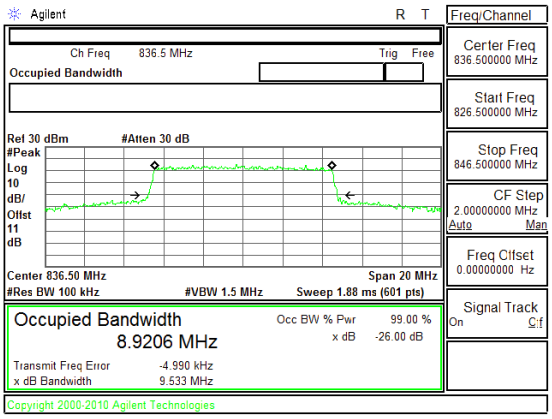

Band LTE5 10MHz OBW QPSK Mid Channel FRB.gif

Band LTE5 5MHz 16QAM

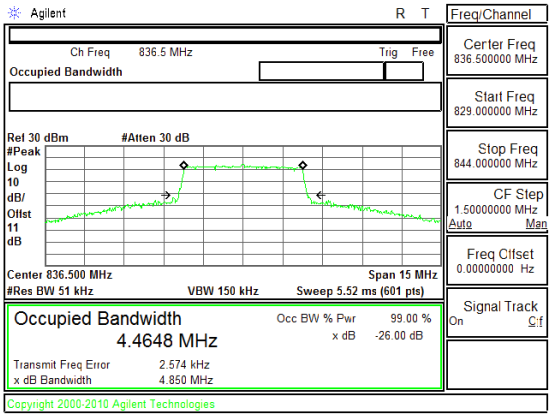

Band LTE5 5MHz OBW 16QAM Mid Channel FRB.gif

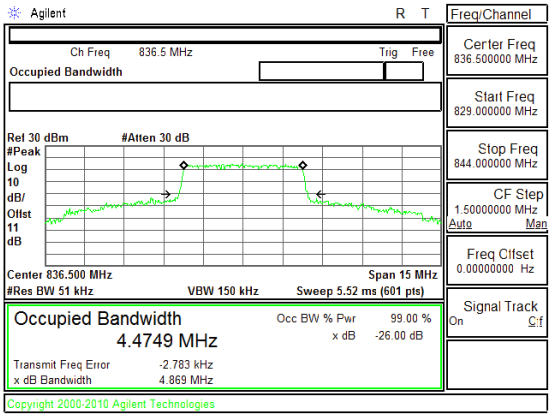

Band LTE5 5MHz OBW QPSK Mid Channel FRB.gif

UL VERIFICATION SERVICES INC.
47173 BENICIA STREET, FREMONT, CA 94538, USA TEL: (510) 771-1000 FAX: (510) 661-0888

This report shall not be reproduced except in full, without the written approval of UL Verification Services Inc.

Band LTE5 3MHz 16QAM

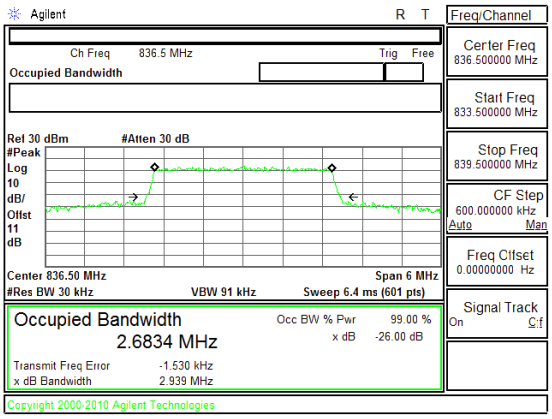

Band LTE5 3MHz OBW 16QAM Mid Channel FRB.gif

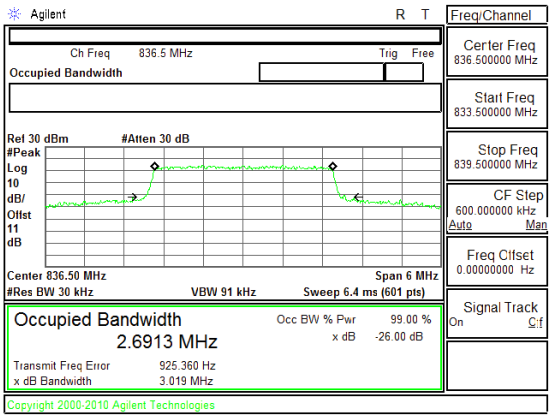

Band LTE5 3MHz OBW QPSK Mid Channel FRB.gif

Band LTE5 1.4MHz 16QAM

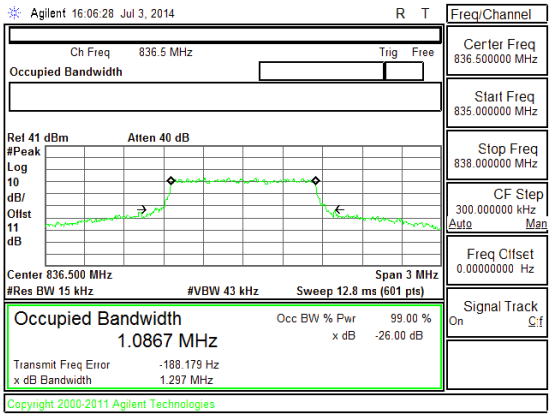

Band LTE5 1.4MHz OBW 16QAM Mid Channel FRB.gif

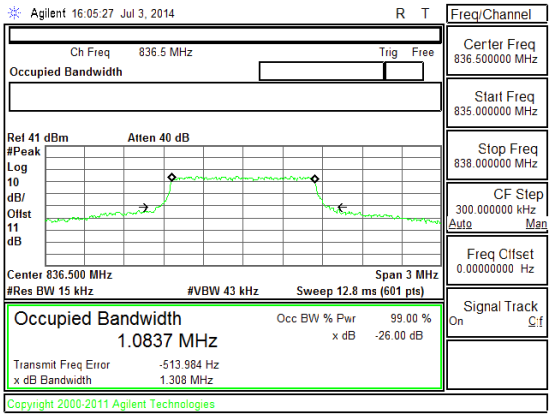

Band LTE5 1.4MHz OBW QPSK Mid Channel FRB.gif

UL VERIFICATION SERVICES INC.
47173 BENICIA STREET, FREMONT, CA 94538, USA TEL: (510) 771-1000 FAX: (510) 661-0888

This report shall not be reproduced except in full, without the written approval of UL Verification Services Inc.

10.2. BAND EDGE EMISSIONS

RULE PART(S)

FCC: §22.359, §24.238

LIMITS

The power of any emission outside of the authorized operating frequency ranges must be attenuated below the transmitting power (P) by a factor of at least 43 + 10 log (P) dB.

TEST PROCEDURE

Per KDB 971168 D01 Power Meas License Digital Systems v02r01
The transmitter output was connected to an Agilent 8960 or a CMW500 Test Set and configured to operate at maximum power. The band edge emissions were measured at the required operating frequencies in each band on the Spectrum Analyzer.

RESULTS

UL VERIFICATION SERVICES INC. FORM NO: FCC_24_22_27_90
47173 BENICIA STREET, FREMONT, CA 94538, USA TEL: (510) 771-1000 FAX: (510) 661-0888

This report shall not be reproduced except in full, without the written approval of UL Verification Services Inc.

10.2.1. **BAND EDGE PLOTS**

Band Band 2 HSDPA	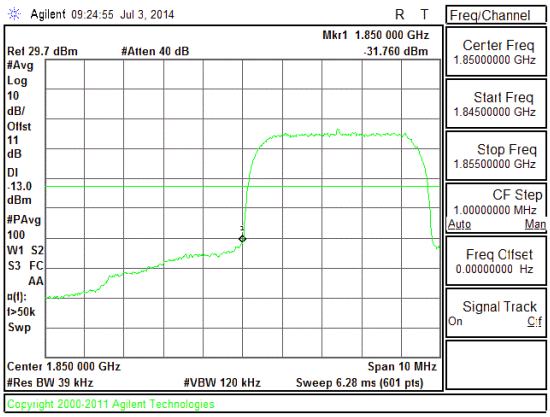 Band WCDMA B2 HSDPA CBE	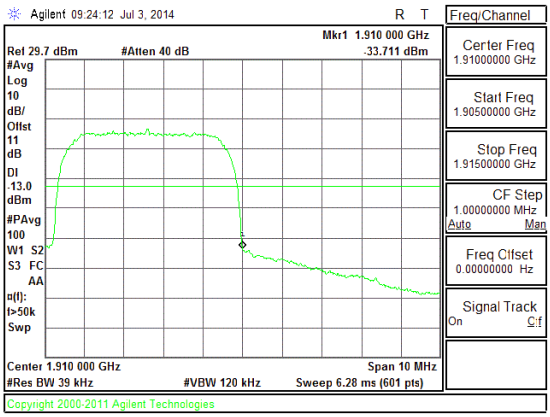 Band WCDMA B2 HSDPA CBE

UL VERIFICATION SERVICES INC. FORM NO: FCC_24_22_27_90
47173 BENICIA STREET, FREMONT, CA 94538, USA TEL: (510) 771-1000 FAX: (510) 661-0888

This report shall not be reproduced except in full, without the written approval of UL Verification Services Inc.

Band Band 2 REL99	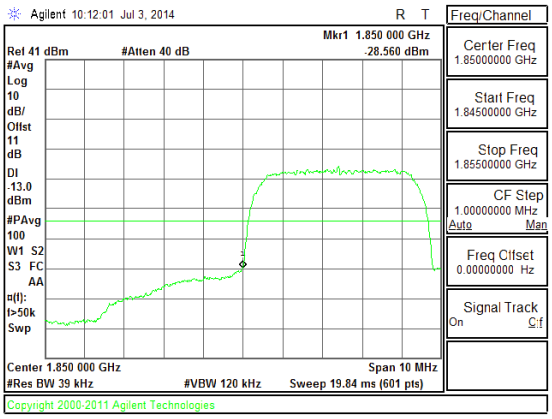 Band WCDMA B2 REL99 CBE	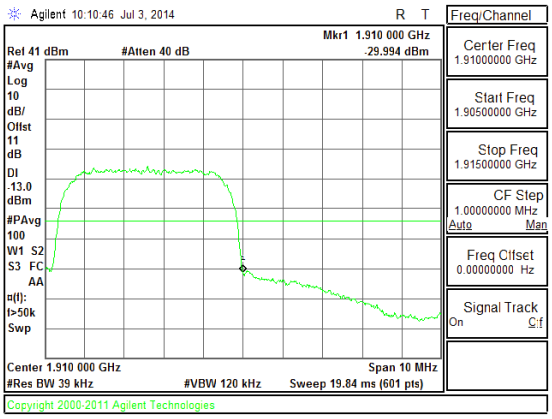 Band WCDMA B2 REL99 CBE

This report shall not be reproduced except in full, without the written approval of UL Verification Services Inc.

Band Band 5 HSDPA	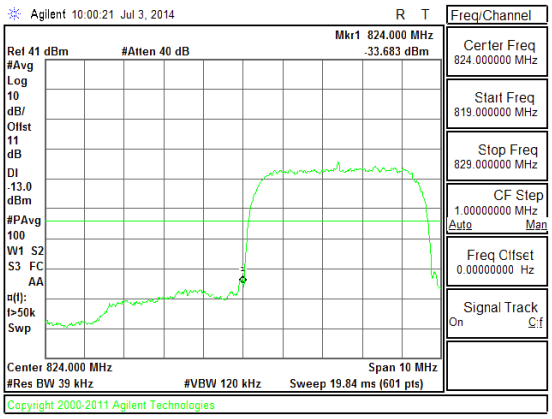 Band WCDMA B5 HSDPA CBE	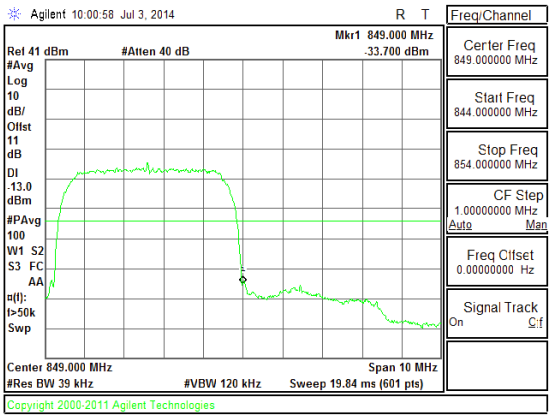 Band WCDMA B5 HSDPA CBE
Band Band 5 REL99	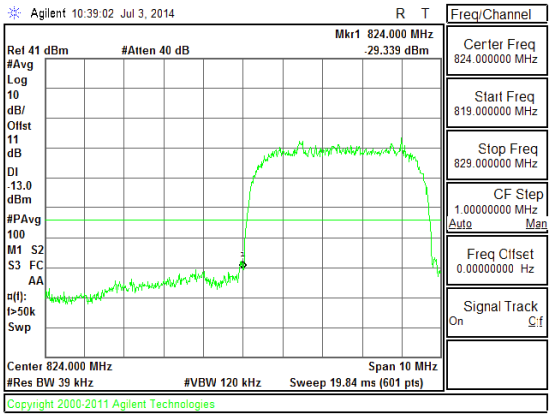 Band WCDMA B5 REL99 CBE	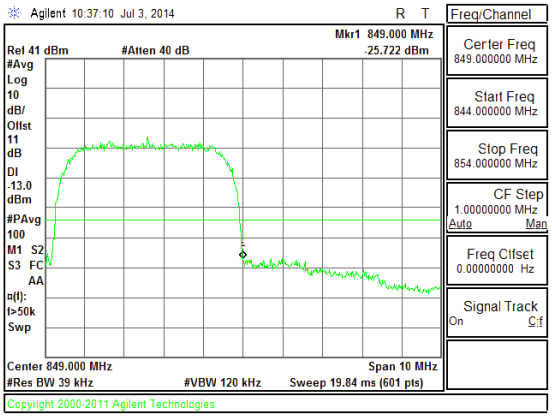 Band WCDMA B5 REL99 CBE

UL VERIFICATION SERVICES INC.
47173 BENICIA STREET, FREMONT, CA 94538, USA TEL: (510) 771-1000 FAX: (510) 661-0888

This report shall not be reproduced except in full, without the written approval of UL Verification Services Inc.

Band GSM1900 EGPRS	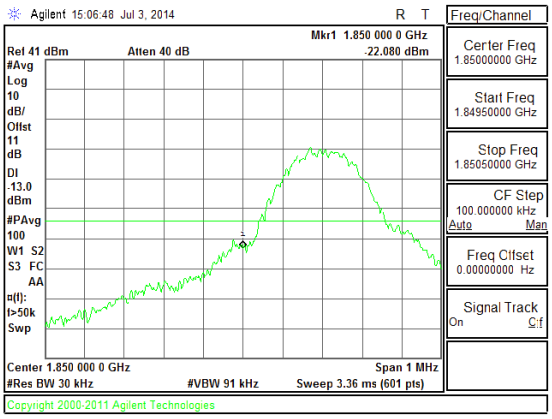 Band GSM1900 EGPRS CBE Low channel	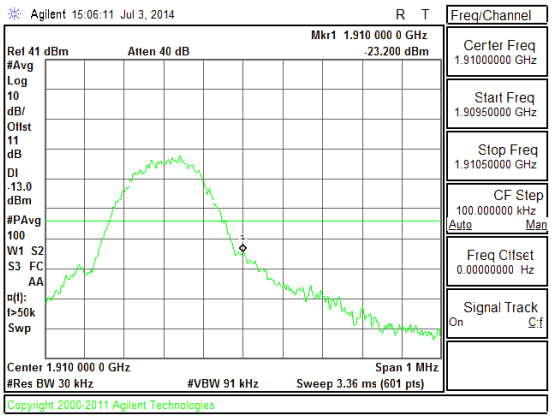 Band GSM1900 EGPRS CBE High channel
Band GSM1900 GPRS	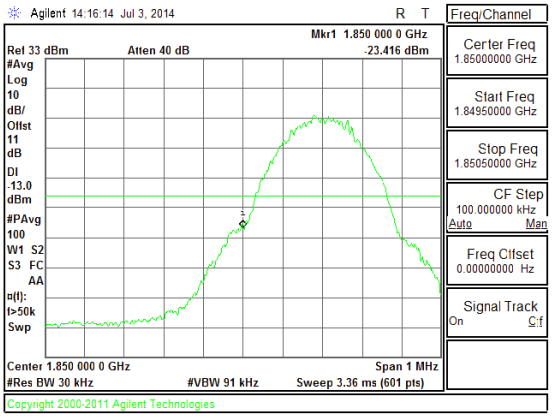 Band GSM1900 GPRS CBE Low channel	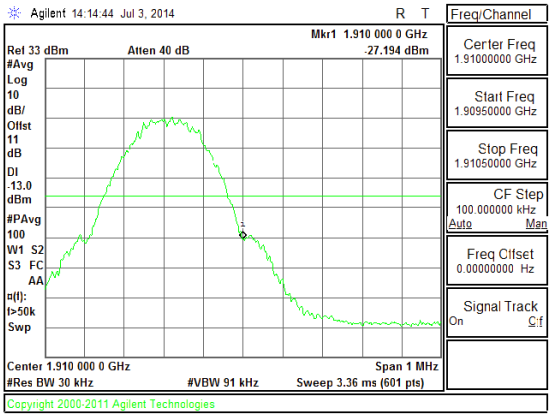 Band GSM1900 GPRS CBE High channel

This report shall not be reproduced except in full, without the written approval of UL Verification Services Inc.

Band GSM850 EGPRS	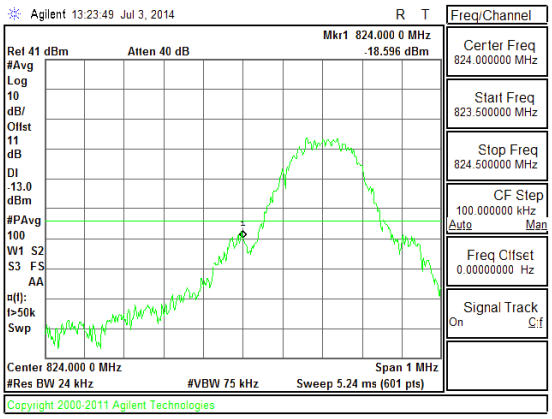 Band GSM850 EGPRS CBE Low channel	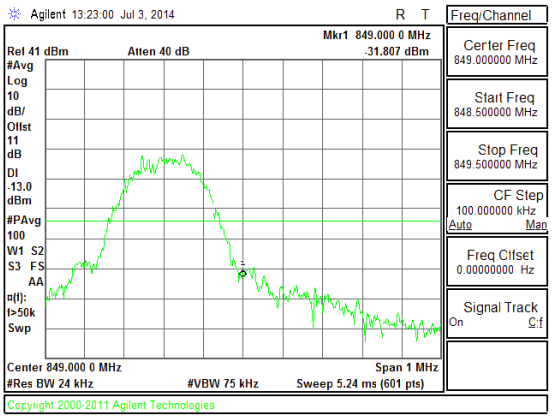 Band GSM850 EGPRS CBE High channel
Band GSM850 GPRS	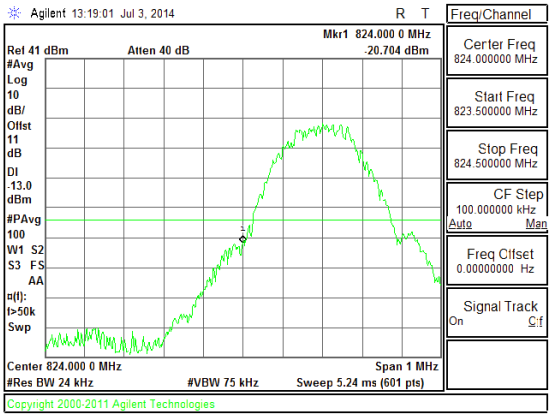 Band GSM850 GPRS CBE Low channel	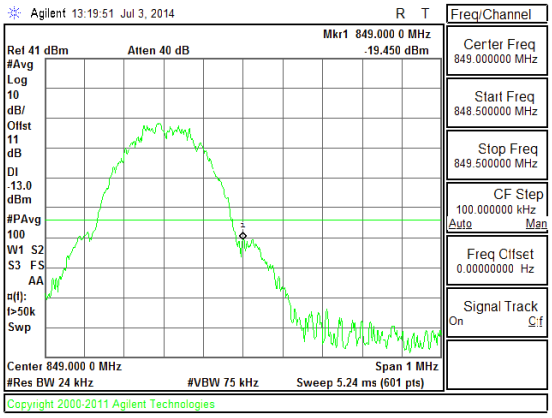 Band GSM850 GPRS CBE High channel

UL VERIFICATION SERVICES INC.
47173 BENICIA STREET, FREMONT, CA 94538, USA TEL: (510) 771-1000 FAX: (510) 661-0888

This report shall not be reproduced except in full, without the written approval of UL Verification Services Inc.

Band LTE5 10MHz 16QAM	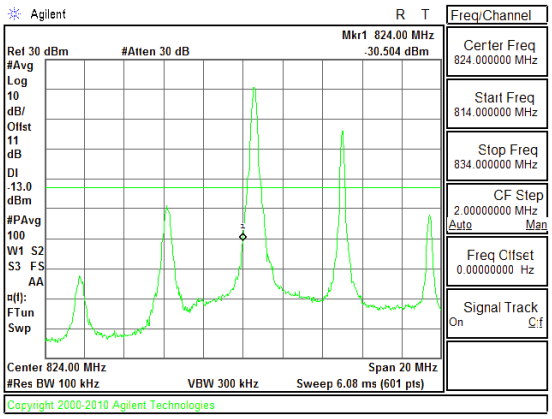 Band LTE5 10MHz CBE 16QAM Low Channel 1RB.gif	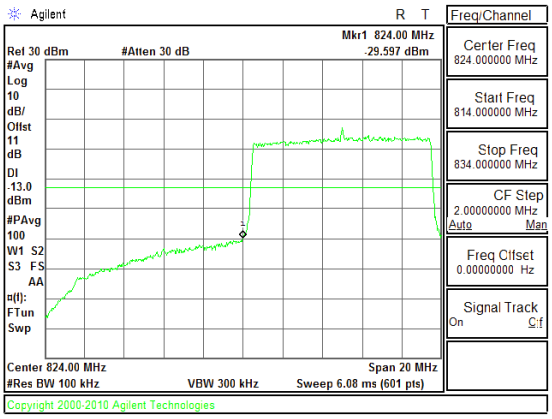 Band LTE5 10MHz CBE 16QAM Low Channel FRB.gif
Band LTE5 10MHz 16QAM	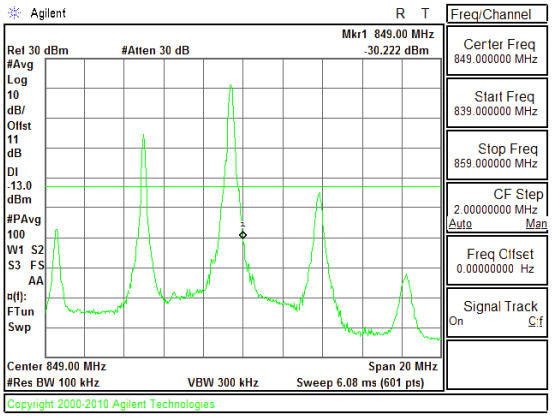 Band LTE5 10MHz CBE 16QAM High Channel 1RB.gif	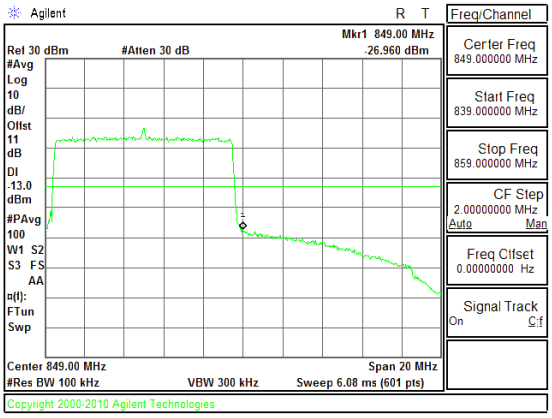 Band LTE5 10MHz CBE 16QAM High Channel FRB.gif

This report shall not be reproduced except in full, without the written approval of UL Verification Services Inc.

Band LTE5 10MHz QPSK	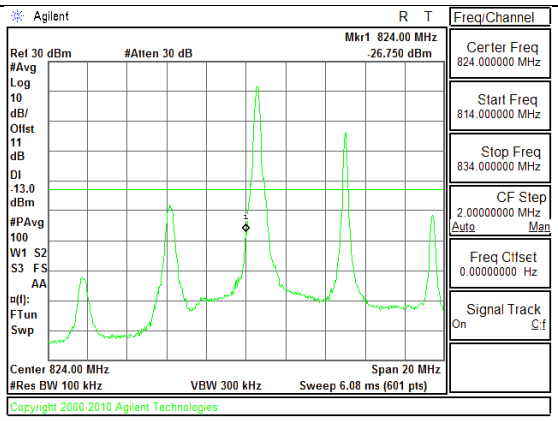 Band LTE5 10MHz CBE QPSK Low Channel 1RB.gif	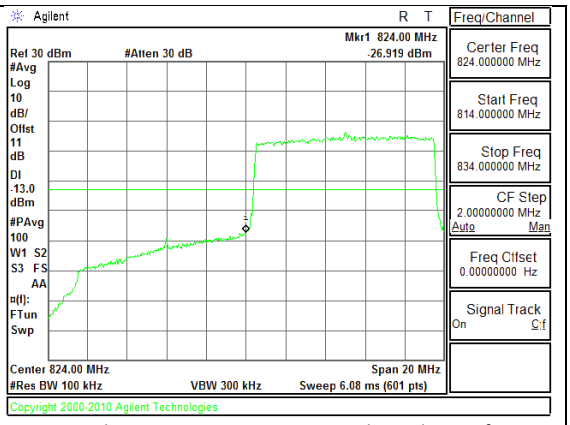 Band LTE5 10MHz CBE QPSK Low Channel FRB.gif
Band LTE5 10MHz QPSK	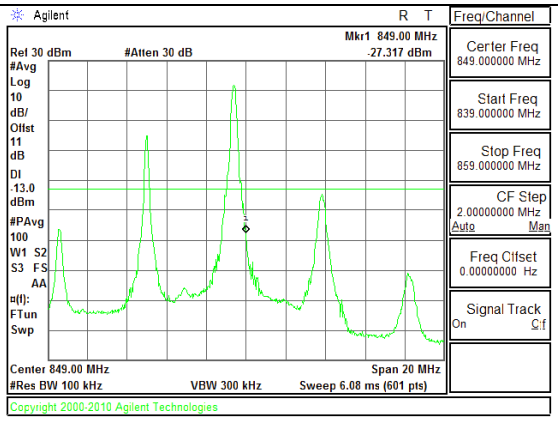 Band LTE5 10MHz CBE QPSK High Channel 1RB.gif	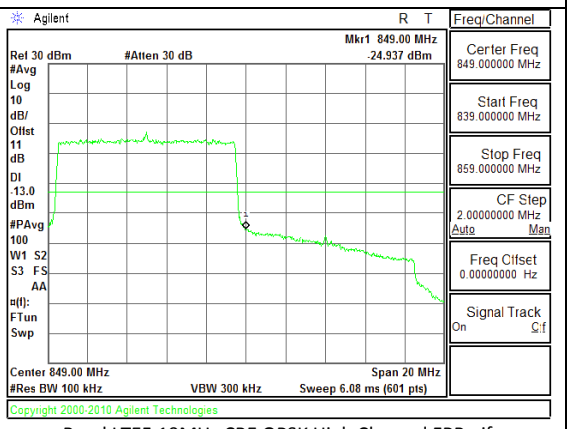 Band LTE5 10MHz CBE QPSK High Channel FRB.gif

UL VERIFICATION SERVICES INC. FORM NO: FCC_24_22_27_90
47173 BENICIA STREET, FREMONT, CA 94538, USA TEL: (510) 771-1000 FAX: (510) 661-0888

This report shall not be reproduced except in full, without the written approval of UL Verification Services Inc.

Band LTE5 5MHz 16QAM	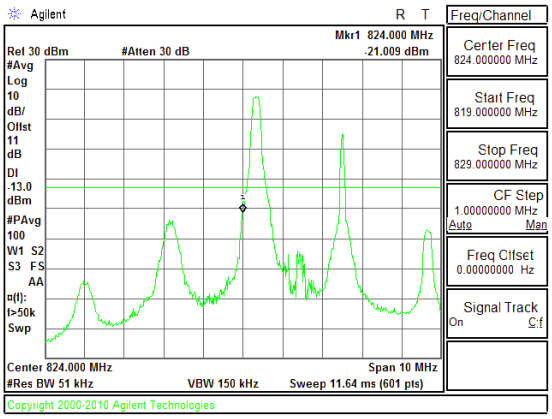 Band LTE5 5MHz CBE 16QAM Low Channel 1RB.gif	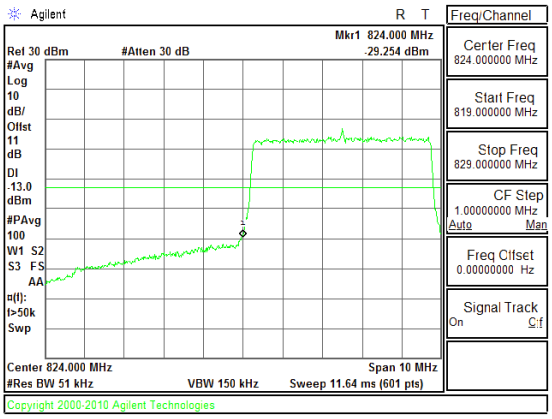 Band LTE5 5MHz CBE 16QAM Low Channel FRB.gif
Band LTE5 5MHz 16QAM	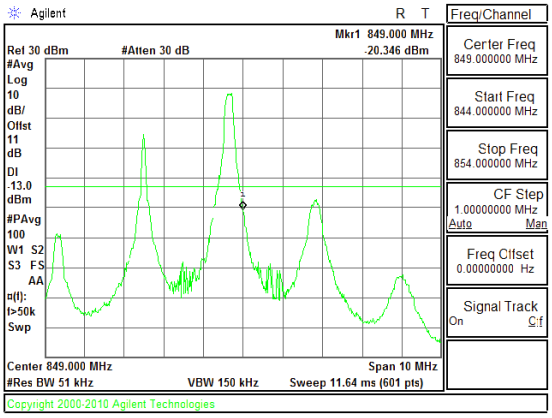 Band LTE5 5MHz CBE 16QAM High Channel 1RB.gif	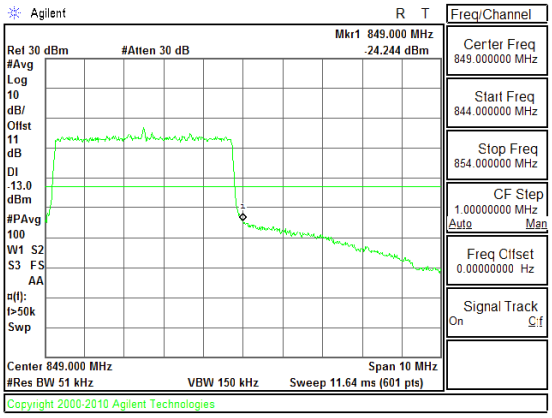 Band LTE5 5MHz CBE 16QAM High Channel FRB.gif

This report shall not be reproduced except in full, without the written approval of UL Verification Services Inc.

Band LTE5 5MHz QPSK	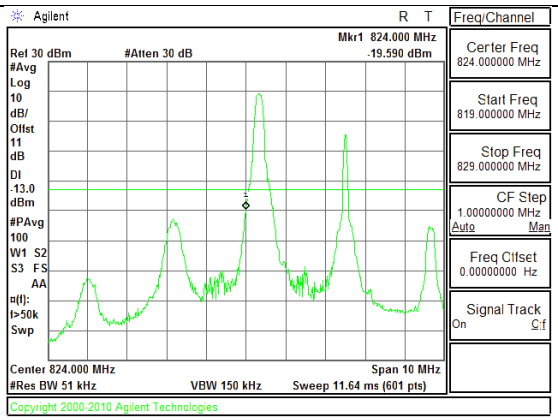 Band LTE5 5MHz CBE QPSK Low Channel 1RB.gif	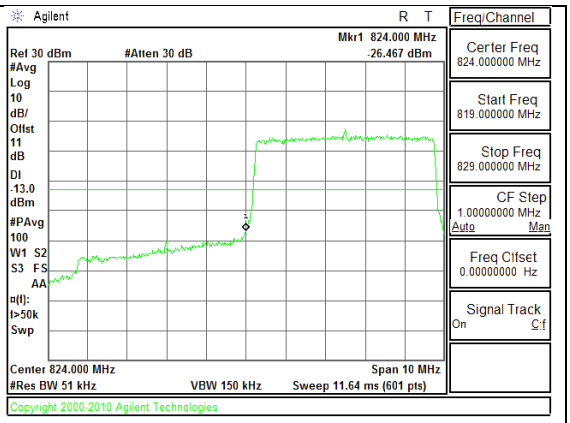 Band LTE5 5MHz CBE QPSK Low Channel FRB.gif
Band LTE5 5MHz QPSK	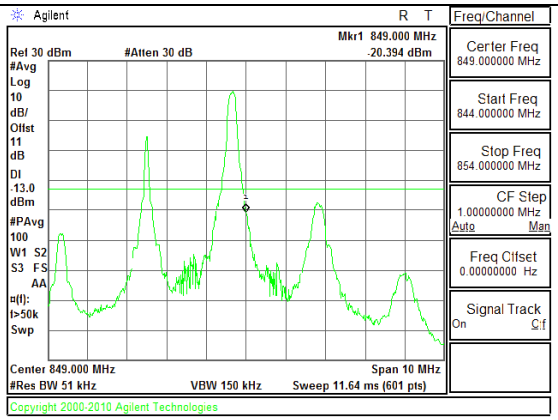 Band LTE5 5MHz CBE QPSK High Channel 1RB.gif	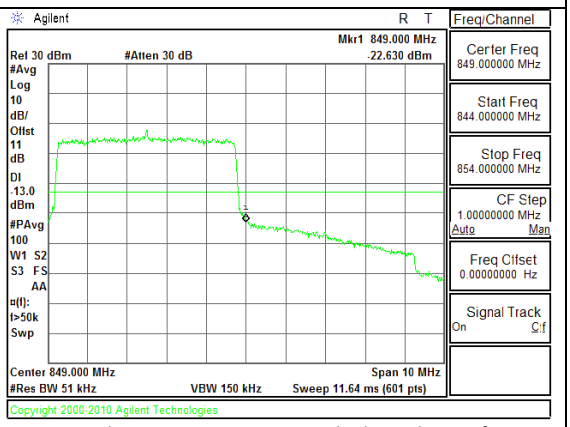 Band LTE5 5MHz CBE QPSK High Channel FRB.gif

UL VERIFICATION SERVICES INC. FORM NO: FCC_24_22_27_90
47173 BENICIA STREET, FREMONT, CA 94538, USA TEL: (510) 771-1000 FAX: (510) 661-0888

This report shall not be reproduced except in full, without the written approval of UL Verification Services Inc.

Band LTE5 3MHz 16QAM	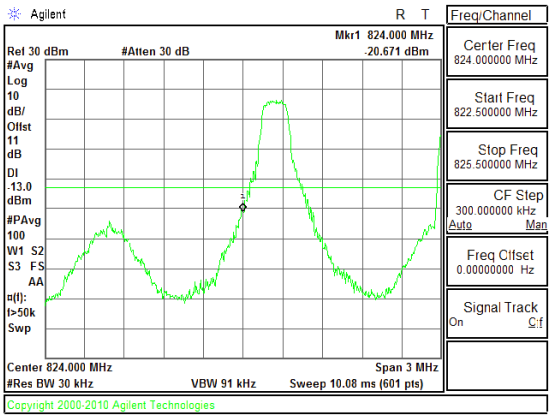 Band LTE5 3MHz CBE 16QAM Low Channel 1RB.gif	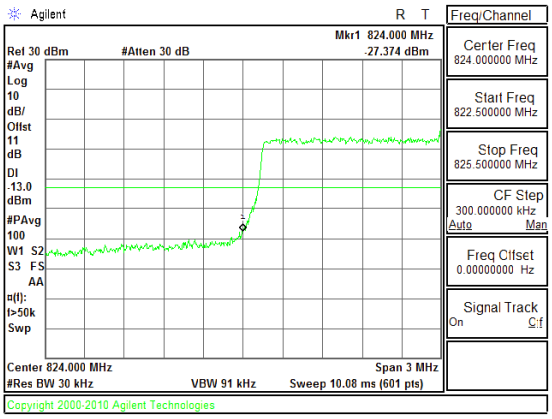 Band LTE5 3MHz CBE 16QAM Low Channel FRB.gif
Band LTE5 3MHz 16QAM	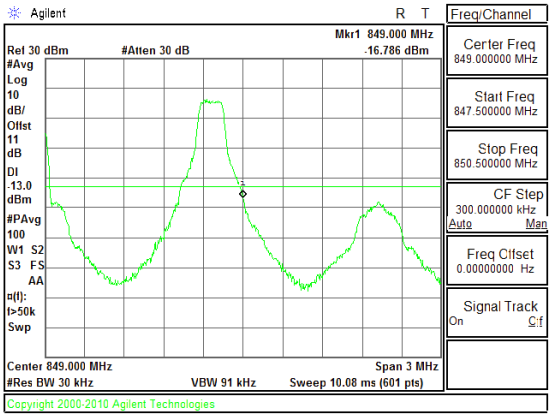 Band LTE5 3MHz CBE 16QAM High Channel 1RB.gif	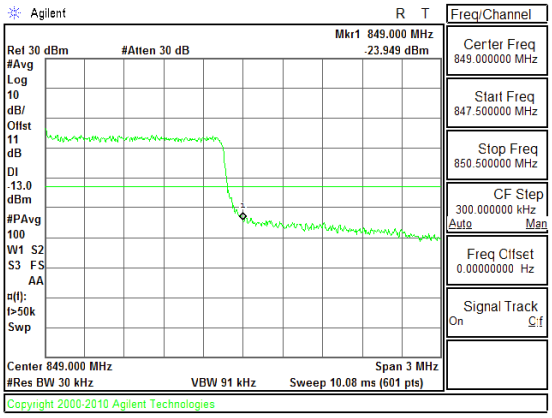 Band LTE5 3MHz CBE 16QAM High Channel FRB.gif

This report shall not be reproduced except in full, without the written approval of UL Verification Services Inc.

Band LTE5 3MHz QPSK	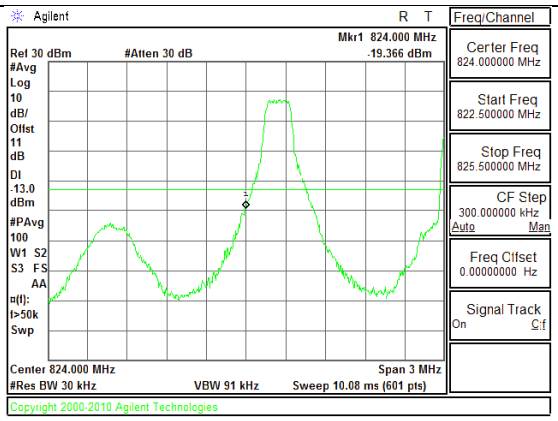 Band LTE5 3MHz CBE QPSK Low Channel 1RB.gif	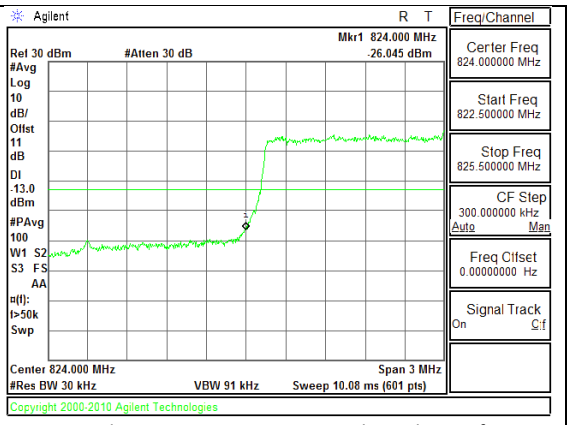 Band LTE5 3MHz CBE QPSK Low Channel FRB.gif
Band LTE5 3MHz QPSK	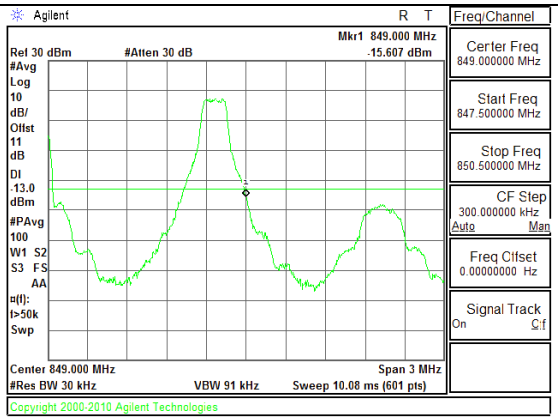 Band LTE5 3MHz CBE QPSK High Channel 1RB.gif	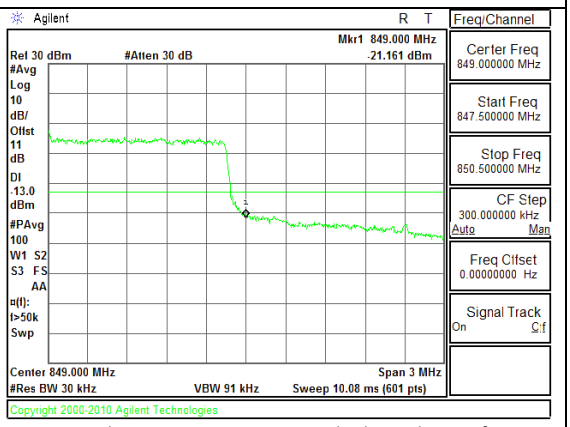 Band LTE5 3MHz CBE QPSK High Channel FRB.gif

UL VERIFICATION SERVICES INC. FORM NO: FCC_24_22_27_90
47173 BENICIA STREET, FREMONT, CA 94538, USA TEL: (510) 771-1000 FAX: (510) 661-0888

This report shall not be reproduced except in full, without the written approval of UL Verification Services Inc.

Band LTE5 1.4MHz 16QAM	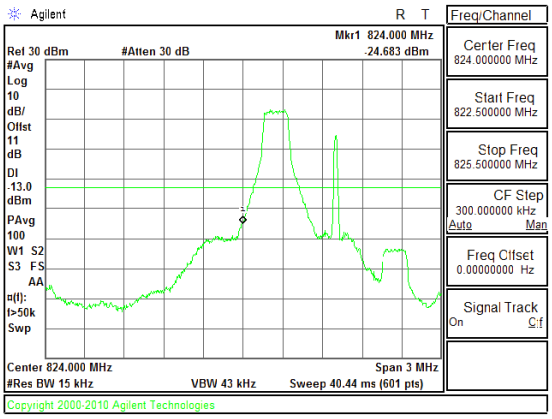 Band LTE5 1.4MHz CBE 16QAM Low Channel 1RB.gif	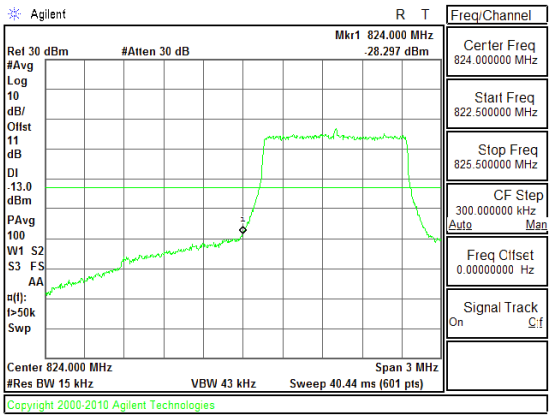 Band LTE5 1.4MHz CBE 16QAM Low Channel FRB.gif
Band LTE5 1.4MHz 16QAM	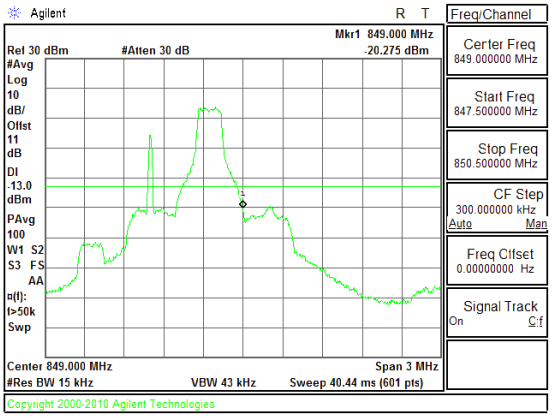 Band LTE5 1.4MHz CBE 16QAM High Channel 1RB.gif	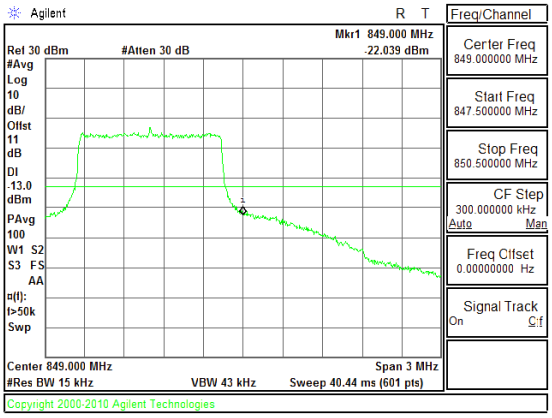 Band LTE5 1.4MHz CBE 16QAM High Channel FRB.gif

UL VERIFICATION SERVICES INC.
47173 BENICIA STREET, FREMONT, CA 94538, USA TEL: (510) 771-1000 FAX: (510) 661-0888

This report shall not be reproduced except in full, without the written approval of UL Verification Services Inc.

Band LTE5 1.4MHz QPSK	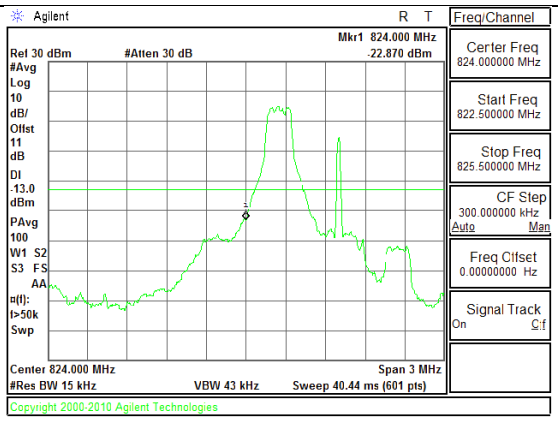 Band LTE5 1.4MHz CBE QPSK Low Channel 1RB.gif	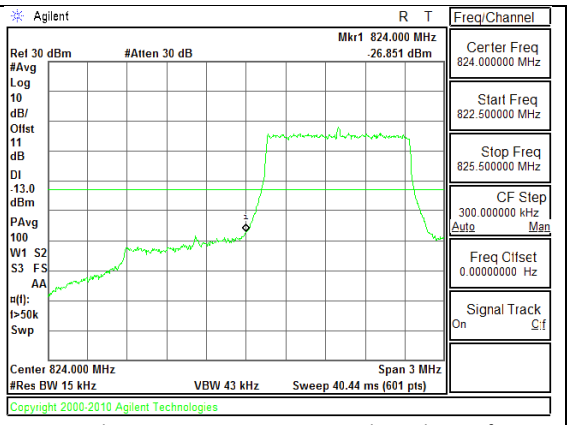 Band LTE5 1.4MHz CBE QPSK Low Channel FRB.gif
Band LTE5 1.4MHz QPSK	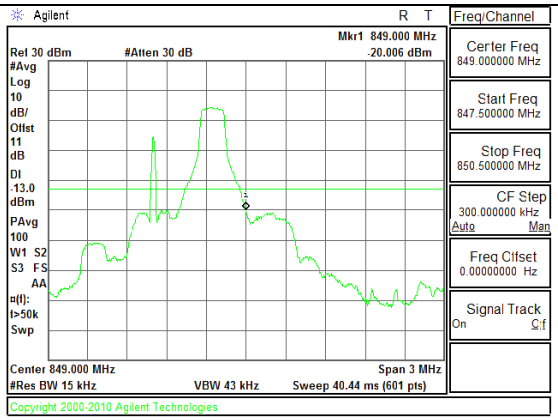 Band LTE5 1.4MHz CBE QPSK High Channel 1RB.gif	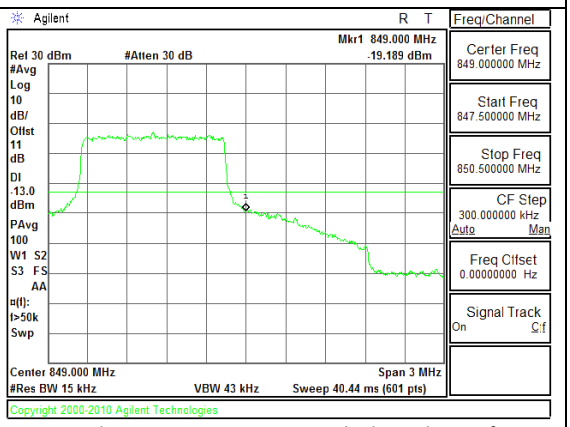 Band LTE5 1.4MHz CBE QPSK High Channel FRB.gif

UL VERIFICATION SERVICES INC. FORM NO: FCC_24_22_27_90
47173 BENICIA STREET, FREMONT, CA 94538, USA TEL: (510) 771-1000 FAX: (510) 661-0888

This report shall not be reproduced except in full, without the written approval of UL Verification Services Inc.

10.3. OUT OF BAND EMISSIONS

RULE PART(S)

FCC: §2.1051, §22.901, §22.917, §24.238

LIMITS

The power of any emission outside of the authorized operating frequency ranges must be attenuated below the transmitting power (P) by a factor of at least 43 + 10 log (P) dB.

TEST PROCEDURE

Per KDB 971168 D01 Power Meas License Digital Systems v02r01

The RF output of the transmitter was connected to a spectrum analyzer through a calibrated coaxial cable. Sufficient scans were taken to show the out-of-band Emissions, if any, up to 10th harmonic. Multiple sweeps were recorded in maximum hold mode using a peak detector to ensure that the worst-case emissions were caught.

RESULTS

UL VERIFICATION SERVICES INC. FORM NO: FCC_24_22_27_90
47173 BENICIA STREET, FREMONT, CA 94538, USA TEL: (510) 771-1000 FAX: (510) 661-0888

This report shall not be reproduced except in full, without the written approval of UL Verification Services Inc.

10.3.1. **OUT OF BAND EMISSIONS RESULT**

Band	Mode	f (MHz)	Spur (dBm)	Spec (dBm)	Delta (dB)
GSM850	GPRS	824.2	-22.36	-13	-9.36
		836.6	-22.66	-13	-9.66
		848.8	-23.11	-13	-10.11
	EGPRS	824.2	-22.21	-13	-9.21
		836.6	-21.99	-13	-8.99
		848.8	-22.54	-13	-9.54
GSM1900	GPRS	1850.2	-22.36	-13	-9.36
		1880	-20.52	-13	-7.52
		1909.8	-23.11	-13	-10.11
	EGPRS	1850.2	-22.21	-13	-9.21
		1880	-22.14	-13	-9.14
		1909.8	-22.54	-13	-9.54

Band	Mode	f (MHz)	Spur (dBm)	Spec (dBm)	Delta (dB)
Band 5	REL99	826.4	-23.25	-13	-10.25
		836.6	-23.29	-13	-10.29
		846.6	-22.98	-13	-9.98
	HSDPA	826.4	-23.42	-13	-10.42
		836.6	-24.85	-13	-11.85
		846.6	-25.19	-13	-12.19
Band 2	REL99	1852.4	-24.8	-13	-11.8
		1880	-25.2	-13	-12.2
		1907.6	-22.83	-13	-9.83
	HSDPA	1852.4	-37.03	-13	-24.03
		1880	-37.96	-13	-24.96
		1907.6	-35.98	-13	-22.98

UL VERIFICATION SERVICES INC. FORM NO: FCC_24_22_27_90
47173 BENICIA STREET, FREMONT, CA 94538, USA TEL: (510) 771-1000 FAX: (510) 661-0888

This report shall not be reproduced except in full, without the written approval of UL Verification Services Inc.

Band	BW (MHz)	Mode	f (MHz)	Spur (dBm)	Spec (dBm)	Delta (dB)
LTE5	10	QPSK	829	-45.95	-13	-32.95
			836.5	-45.95	-13	-32.95
			844	-45.23	-13	-32.23
		16QAM	829	-45.48	-13	-32.48
			836.5	-45.71	-13	-32.71
			844	-44.74	-13	-31.74

Band	BW (MHz)	Mode	f (MHz)	Spur (dBm)	Spec (dBm)	Delta (dB)
LTE5	5	QPSK	826.5	-44.74	-13	-31.74
			836.5	-46.08	-13	-33.08
			846.5	-45.56	-13	-32.56
		16QAM	826.5	-46.14	-13	-33.14
			836.5	-45.69	-13	-32.69
			846.5	-44.81	-13	-31.81

Band	BW (MHz)	Mode	f (MHz)	Spur (dBm)	Spec (dBm)	Delta (dB)
LTE5	3	QPSK	825.5	-45.95	-13	-32.95
			836.5	-44.25	-13	-31.25
			847.5	-45.26	-13	-32.26
		16QAM	825.5	-44.88	-13	-31.88
			836.5	-44.69	-13	-31.69
			847.5	-45.52	-13	-32.52

UL VERIFICATION SERVICES INC. FORM NO: FCC_24_22_27_90
47173 BENICIA STREET, FREMONT, CA 94538, USA TEL: (510) 771-1000 FAX: (510) 661-0888

This report shall not be reproduced except in full, without the written approval of UL Verification Services Inc.

Band	BW (MHz)	Mode	f (MHz)	Spur (dBm)	Spec (dBm)	Delta (dB)
LTE5	1.4	QPSK	824.7	-44.67	-13	-31.67
			836.5	-44.56	-13	-31.56
			848.3	-45.08	-13	-32.08
		16QAM	824.7	-44.75	-13	-31.75
			836.5	-46	-13	-33
			848.3	-44.44	-13	-31.44

UL VERIFICATION SERVICES INC. FORM NO: FCC_24_22_27_90
47173 BENICIA STREET, FREMONT, CA 94538, USA TEL: (510) 771-1000 FAX: (510) 661-0888

This report shall not be reproduced except in full, without the written approval of UL Verification Services Inc.

10.3.2. **OUT OF BAND EMISSIONS PLOTS**

Band Band 2 HSDPA	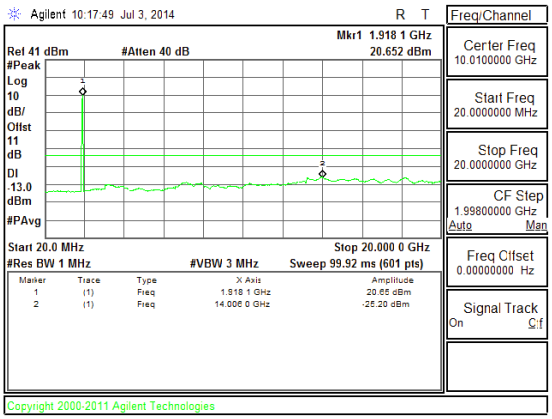 Band WCDMA B2 REL99 CSE	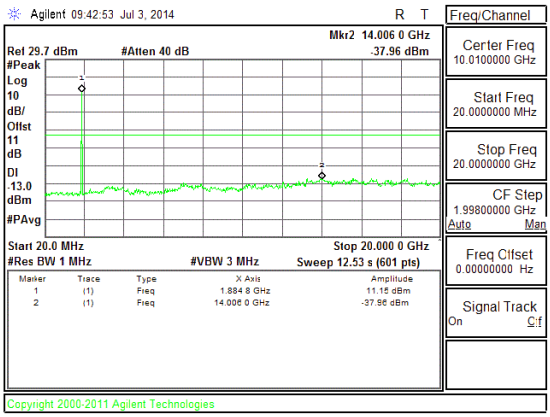 Band WCDMA B2 HSDPA CSE

This report shall not be reproduced except in full, without the written approval of UL Verification Services Inc.

Band

Band 5

HSDPA

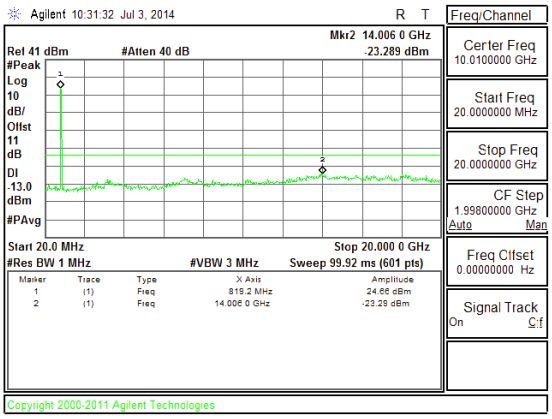

Band WCDMA B5 REL99 CSE

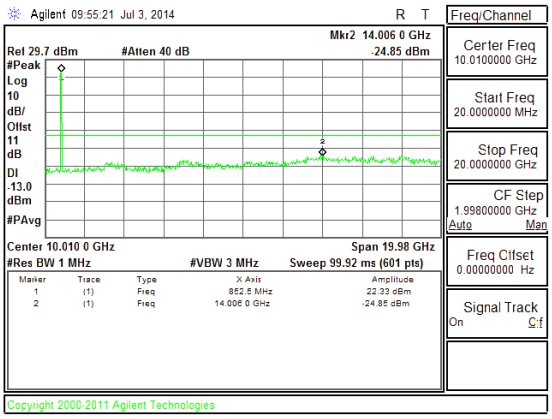

Band WCDMA B5 HSDPA CSE

Band

GSM1900

EGPRS

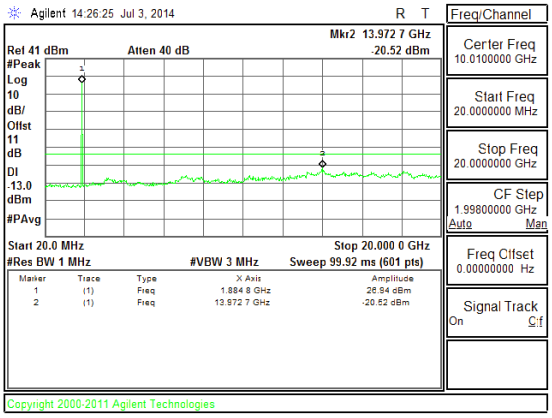

Band GSM1900 GPRS CSE Mid channel

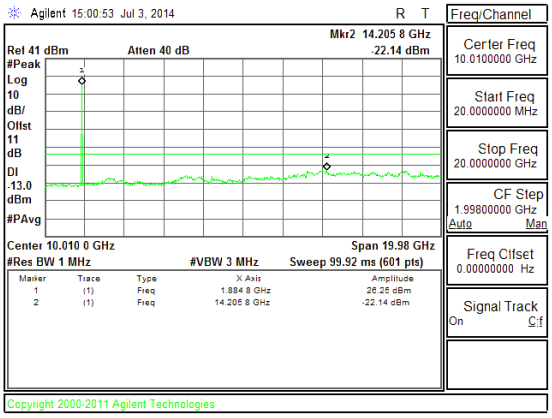

Band GSM1900 EGPRS CSE Mid channel

UL VERIFICATION SERVICES INC. FORM NO: FCC_24_22_27_90
47173 BENICIA STREET, FREMONT, CA 94538, USA TEL: (510) 771-1000 FAX: (510) 661-0888

This report shall not be reproduced except in full, without the written approval of UL Verification Services Inc.

Band GSM850 EGPRS	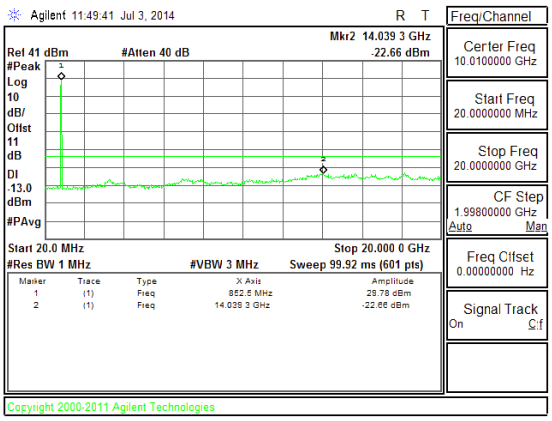 Band GSM850 GPRS CSE Mid channel	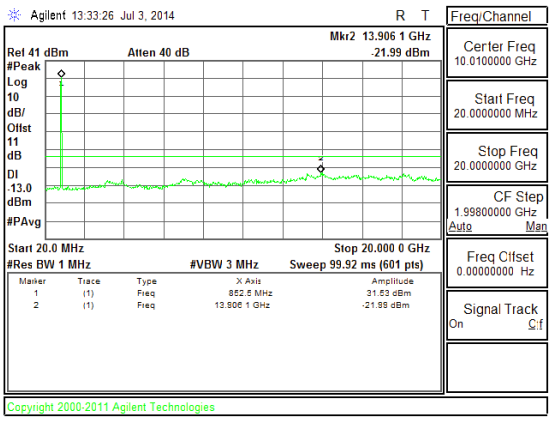 Band GSM850 EGPRS CSE Mid channel

UL VERIFICATION SERVICES INC.
47173 BENICIA STREET, FREMONT, CA 94538, USA TEL: (510) 771-1000 FAX: (510) 661-0888

This report shall not be reproduced except in full, without the written approval of UL Verification Services Inc.

Band LTE5 10MHz 16QAM

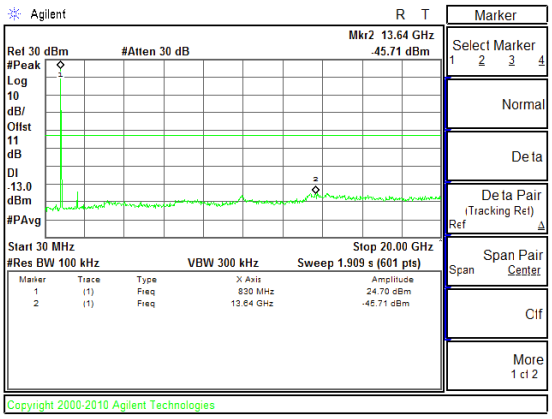

Band LTE5 10MHz CSE 16QAM Mid channel

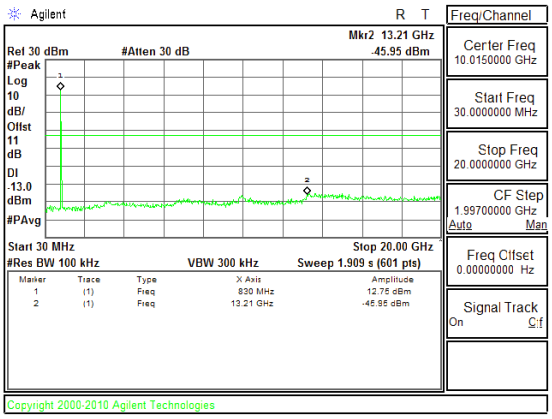

Band LTE5 10MHz CSE QPSK Mid channel

Band LTE5 5MHz 16QAM

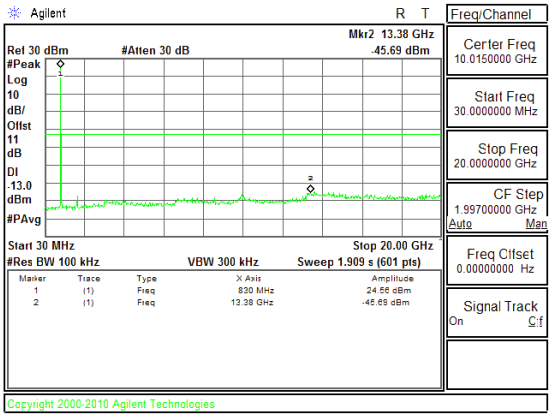

Band LTE5 5MHz CSE 16QAM Mid channel

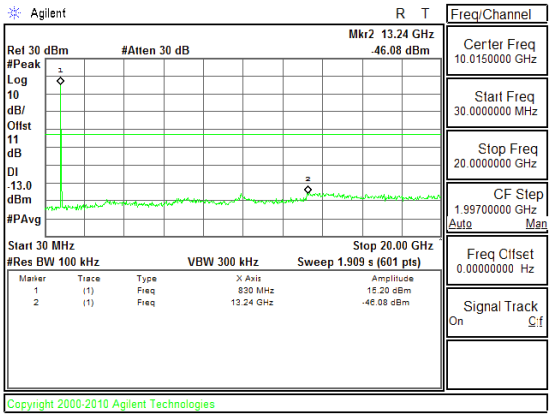

Band LTE5 5MHz CSE QPSK Mid channel

UL VERIFICATION SERVICES INC.
47173 BENICIA STREET, FREMONT, CA 94538, USA TEL: (510) 771-1000 FAX: (510) 661-0888

This report shall not be reproduced except in full, without the written approval of UL Verification Services Inc.

Band LTE5 3MHz 16QAM

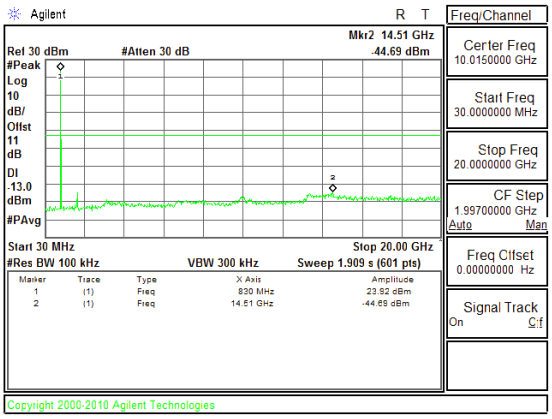

Band LTE5 3MHz CSE 16QAM Mid channel

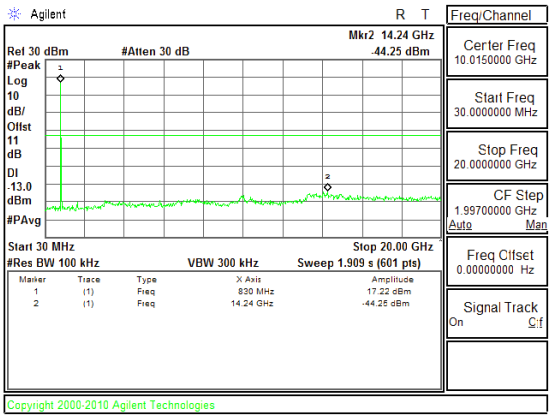

Band LTE5 3MHz CSE QPSK Mid channel

Band LTE5 1.4MHz 16QAM

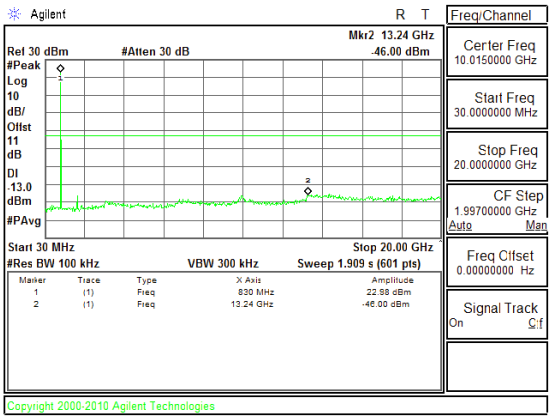

Band LTE5 1.4MHz CSE 16QAM Mid channel

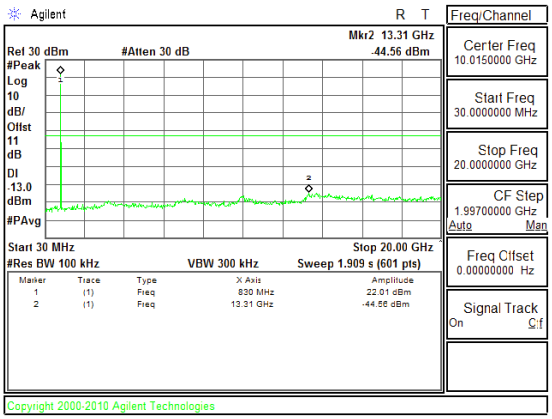

Band LTE5 1.4MHz CSE QPSK Mid channel

UL VERIFICATION SERVICES INC.
47173 BENICIA STREET, FREMONT, CA 94538, USA TEL: (510) 771-1000 FAX: (510) 661-0888

This report shall not be reproduced except in full, without the written approval of UL Verification Services Inc.

10.4. FREQUENCY STABILITY

RULE PART(S)

FCC: §2.1055, §22.355, §24.235

LIMITS

§22.355 - The carrier frequency shall not depart from the reference frequency in excess of ±2.5 ppm for mobile stations.

§24.235 - The frequency stability shall be sufficient to ensure that the fundamental emission stays within the authorized frequency block.

TEST PROCEDURE

Per KDB 971168 D01 Power Meas License Digital Systems v02r01

RESULTS

See the following pages.

UL VERIFICATION SERVICES INC. FORM NO: FCC_24_22_27_90
47173 BENICIA STREET, FREMONT, CA 94538, USA TEL: (510) 771-1000 FAX: (510) 661-0888

This report shall not be reproduced except in full, without the written approval of UL Verification Services Inc.

10.4.1. **FREQUENCY STABILITY RESULTS**

GSM850 MODULATION –MID CHANNEL

Reference Frequency: Cell Mid Channel 836.6 MHz @ 20ºC Limit: +- 2.5 ppm = 2092.500 Hz				
Power Supply (Vdc)	**Environment Temperature (*C)**	**Frequency Deviation Measureed with Time Elapse**		
		(MHz)	**Delta (ppm)**	**Limit (ppm)**
3.80	50	835.999990	-0.001	2.5
3.80	40	835.999990	-0.002	2.5
3.80	30	835.999991	-0.002	2.5
3.80	***20***	***835.999989***	***0***	***2.5***
3.80	10	835.999990	-0.002	2.5
3.80	0	835.999986	0.003	2.5
3.80	-10	835.999987	0.003	2.5
3.80	-20	835.999989	-0.001	2.5
3.80	-30	835.999987	0.002	2.5

Reference Frequency: Mid Channel 837 MHz @ 20ºC Limit: +- 2.5 ppm = 2092.500 Hz				
Power Supply (Vdc)	**Environment Temperature (*C)**	**Frequency Deviation Measureed with Time Elapse**		
			Delta (ppm)	**Limit (ppm)**
3.80	***20***	***835.999989***	***0.00000***	***2.5***
4.30	20	835.999987	*0.00277*	2.5
3.40	20	835.999991	*-0.00308*	2.5

UL VERIFICATION SERVICES INC. FORM NO: FCC_24_22_27_90
47173 BENICIA STREET, FREMONT, CA 94538, USA TEL: (510) 771-1000 FAX: (510) 661-0888

This report shall not be reproduced except in full, without the written approval of UL Verification Services Inc.

GSM1900 MODULATION –MID CHANNEL

Reference Frequency: PC S Mid Channel 1880MHz @ 20°C Limit: to stay +- 2.5 ppm = 4700.000 Hz				
Power Supply (Vdc)	**Environment Temperature (°C)**	**Frequency Deviation Measureed with Time Elapse**		
		(MHz)	**Delta (ppm)**	**Limit (ppm)**
3.80	50	1879.99998	0.001	2.5
3.80	40	1879.999984	-0.001	2.5
3.80	30	1879.999981	0.001	2.5
3.80	***20***	***1879.999982***	***0***	***2.5***
3.80	10	1879.999979	0.001	2.5
3.80	0	1879.999981	0.000	2.5
3.80	-10	1879.999973	0.005	2.5
3.80	-20	1879.999972	0.005	2.5
3.80	-30	1879.999970	0.006	2.5

Reference Frequency: PCS Mid Channel 1880 MHz @ 20°C Limit: to stay +- 2.5 ppm = 4700.000 Hz				
Power Supply (Vdc)	**Environment Temperature (°C)**	**Frequency Deviation Measureed with Time Elapse**		
		(MHz)	**Delta (ppm)**	**Limit (ppm)**
3.80	***20***	***1879.999982***	***0***	***2.5***
4.30	20	***1879.999980***	*0.001*	2.5
3.40	20	1879.999981	*0.000*	2.5

UL VERIFICATION SERVICES INC. FORM NO: FCC_24_22_27_90
47173 BENICIA STREET, FREMONT, CA 94538, USA TEL: (510) 771-1000 FAX: (510) 661-0888

This report shall not be reproduced except in full, without the written approval of UL Verification Services Inc.

11. RADIATED TEST RESULTS

11.1. RADIATED POWER (ERP & EIRP)

RULE PART(S)

FCC: §2.1046, §22.913, §24.232

LIMITS

22.913(a) - The ERP of mobile transmitters and auxiliary test transmitters must not exceed 7 Watts.

24.232(c) - Mobile/portable stations are limited to 2 watts e.i.r.p. peak power and the equipment must employ means to limit the power to the minimum necessary for successful communications.

In addition, when the transmitter power is measured in terms of average value, the peak-to-average ratio of the power shall not exceed 13dB.

TEST PROCEDURE

ANSI / TIA / EIA 603C Clause 2.2.17

TEST PROCEDURE

ANSI / TIA / EIA 603C Clause 2.2.17

11.1.1 ERP/EIRP Results

Band	Mode	Channel	f(MHz)	EIRP	
				dBm	mW
Band 2	REL99	9262	1852.4	23.3	213.80
		9400	1880	23.4	218.78
		9538	1907.6	23.8	239.88
	HSDPA	9262	1852.4	21.4	138.04
		9400	1880	19.0	79.43
		9538	1907.6	19.2	83.18

UL VERIFICATION SERVICES INC. FORM NO: FCC_24_22_27_90
47173 BENICIA STREET, FREMONT, CA 94538, USA TEL: (510) 771-1000 FAX: (510) 661-0888

This report shall not be reproduced except in full, without the written approval of UL Verification Services Inc.

Band	Mode	Channel	f(MHz)	ERP	
				dBm	mW
Band 5	REL99	4132	826.4	19.2	83.18
		4183	836.6	20.8	120.23
		4233	846.6	20.7	117.49
	HSDPA	4132	826.4	19.3	85.11
		4183	836.6	20.2	104.71
		4233	846.6	18.8	75.86

Band	Mode	Channel	f(MHz)	EIRP	
				dBm	mW
GSM1900	GPRS	512	1850.2	30.6	1148.15
		661	1880	29.8	954.99
		810	1909.8	30.4	1096.48
	EGPRS	512	1850.2	28.0	630.96
		661	1880	27.0	501.19
		810	1909.8	27.1	512.86

Band	Mode	Channel	f(MHz)	ERP	
				dBm	mW
GSM850	GPRS	128	824.2	30.0	1000.00
		190	836.6	29.5	891.25
		251	848.8	30.4	1096.48
	EGPRS	128	824.2	25.9	389.05
		190	836.6	24.7	295.12
		251	848.8	25.3	338.84

UL VERIFICATION SERVICES INC. FORM NO: FCC_24_22_27_90
47173 BENICIA STREET, FREMONT, CA 94538, USA TEL: (510) 771-1000 FAX: (510) 661-0888

This report shall not be reproduced except in full, without the written approval of UL Verification Services Inc.

11.1.2 LTE ERP/EIRP Results

Band	BW (MHz)	Mode	RB/RB Size	f (MHz)	ERP	
					dBm	mW
LTE5	10	QPSK	1/0	829	18.1	64.57
			1/0	836.5	18.2	66.07
			1/0	844	19.9	97.72
		16QAM	1/0	829	17.4	54.95
			1/0	836.5	17.5	56.23
			1/0	844	19.2	83.18

Band	BW (MHz)	Mode	RB/RB Size	f (MHz)	ERP	
					dBm	mW
LTE5	5	QPSK	1/0	826.5	18.2	66.07
			1/0	836.5	18.4	69.18
			1/0	846.5	20.7	117.49
		16QAM	1/0	826.5	17.8	60.26
			1/0	836.5	17.1	51.29
			1/0	846.5	19.7	93.33

Band	BW (MHz)	Mode	RB/RB Size	f (MHz)	ERP	
					dBm	mW
LTE5	3	QPSK	1/0	825.5	18.5	70.79
			1/0	836.5	17.9	61.66
			1/0	847.5	20.2	104.71
		16QAM	1/0	825.5	17.5	56.23
			1/0	836.5	17.2	52.48
			1/0	847.5	18.9	77.62

UL VERIFICATION SERVICES INC. FORM NO: FCC_24_22_27_90
47173 BENICIA STREET, FREMONT, CA 94538, USA TEL: (510) 771-1000 FAX: (510) 661-0888

This report shall not be reproduced except in full, without the written approval of UL Verification Services Inc.

Band	BW (MHz)	Mode	RB/RB Size	f (MHz)	ERP	
					dBm	mW
LTE5	1.4	QPSK	1/0	824.7	18.0	63.10
			1/0	836.5	18.2	66.07
			1/0	848.3	20.3	107.15
		16QAM	1/0	824.7	16.8	47.86
			1/0	836.5	17.2	52.48
			1/0	848.3	19.2	83.18

UL VERIFICATION SERVICES INC. FORM NO: FCC_24_22_27_90
47173 BENICIA STREET, FREMONT, CA 94538, USA TEL: (510) 771-1000 FAX: (510) 661-0888

This report shall not be reproduced except in full, without the written approval of UL Verification Services Inc.

11.1.3 ERP/EIRP DATA

Band

Band 2

HSDPA

High Frequency Substitution Measurement
Compliance Certification Services Chamber A

Company: Samsung
Project #: 14U18192
Date: 07/07/14
Test Engineer: D. Sblendorio / S. Her
Configuration: EUT ONLY, X Position
Mode: WCDMA_1900 MHz_HSDPA

Test Equipment:
Receiving: Horn T136, and Chamber A SMA Cables
Substitution: : Horn T72 4ft SMA Cable (SN # 245200 001) Warehouse.

f MHz	SG reading (dBm)	Ant. Pol. (H/V)	Cable Loss (dB)	Antenna Gain (dBi)	EIRP (dBm)	Limit (dBm)	Margin (dB)	Notes
Low Ch								
1852.40	1.07	V	0.85	8.60	8.82	33.0	-24.2	
1852.40	13.60	H	0.85	8.60	21.35	33.0	-11.7	
Mid Ch								
1880.00	1.91	V	0.85	8.60	9.66	33.0	-23.3	
1880.00	11.24	H	0.85	8.60	18.99	33.0	-14.0	
High Ch								
1907.60	1.29	V	0.85	8.60	9.04	33.0	-24.0	
1907.60	11.43	H	0.85	8.60	19.18	33.0	-13.8	

Rev. 3.17.11
Note: For Band 4 EIRP limit is 30dBm

UL VERIFICATION SERVICES INC. FORM NO: FCC_24_22_27_90
47173 BENICIA STREET, FREMONT, CA 94538, USA TEL: (510) 771-1000 FAX: (510) 661-0888

This report shall not be reproduced except in full, without the written approval of UL Verification Services Inc.

Band

Band 2

REL99

High Frequency Substitution Measurement
Compliance Certification Services Chamber A

Company: Samsung
Project #: 14U18192
Date: 07/15/14
Test Engineer: D. Sblendorio / S. Her
Configuration: EUT ONLY, X Position
Mode: WCDMA_1900 MHz_Rel 99

Test Equipment:
Receiving: Horn T130, and Chamber A SMA Cables
Substitution: Dipole S/N: 00022117, 4ft SMA Cable (SN # 245200 001) Warehouse.

f MHz	SG reading (dBm)	Ant. Pol. (H/V)	Cable Loss (dB)	Antenna Gain (dBi)	EIRP (dBm)	Limit (dBm)	Margin (dB)	Notes
Low Ch								
1852.40	11.59	V	0.85	7.89	18.63	33.0	-14.4	
1852.40	16.26	H	0.85	7.89	23.30	33.0	-9.7	
Mid Ch								
1880.00	15.69	V	0.85	7.87	22.71	33.0	-10.3	
1880.00	16.64	H	0.85	7.87	23.66	33.0	-9.3	
High Ch								
1907.60	10.54	V	0.85	7.88	17.57	33.0	-15.4	
1907.60	16.79	H	0.85	7.88	23.82	33.0	-9.2	

Rev. 3.17.11
Note: For Band 4 EIRP limit is 30dBm

UL VERIFICATION SERVICES INC. FORM NO: FCC_24_22_27_90
47173 BENICIA STREET, FREMONT, CA 94538, USA TEL: (510) 771-1000 FAX: (510) 661-0888

This report shall not be reproduced except in full, without the written approval of UL Verification Services Inc.

Band

Band 5

HSDPA

High Frequency Substitution Measurement
UL Verification Services, Inc. Chamber C

Company: Samsung
Project #: 14U18192
Date: 07/11/14
Test Engineer: Jude/Erik
Configuration: EUT only, X Position
Mode: WCDMA_HSDPA_850

Test Equipment:
Receiving: Sunol T185, and 3m Chamber N-type Cable (Setup this one for testing EUT)
Substitution: Dipole S/N: 00022117, 4ft SMA Cable (SN # 245200 001) Warehouse.

f MHz	SG reading (dBm)	Ant. Pol. (H/V)	Cable Loss (dB)	Antenna Gain (dBd)	ERP (dBm)	Limit (dBm)	Margin (dB)	No
Low Ch								
826.60	14.80	V	0.9	0.0	13.90	38.5	-24.5	
826.60	20.23	H	0.9	0.0	19.33	38.5	-19.1	
Mid Ch								
836.60	13.07	V	0.9	0.0	12.17	38.5	-26.3	
836.60	21.07	H	0.9	0.0	20.17	38.5	-18.3	
High Ch								
846.60	10.70	V	0.9	0.0	9.80	38.5	-28.7	
846.60	19.73	H	0.9	0.0	18.83	38.5	-19.6	

Rev. 3.17.11
Note: For Band 13/17 ERP limit is 34.77dBm; For Band 26 limit is 50dBm

UL VERIFICATION SERVICES INC. FORM NO: FCC_24_22_27_90
47173 BENICIA STREET, FREMONT, CA 94538, USA TEL: (510) 771-1000 FAX: (510) 661-0888

This report shall not be reproduced except in full, without the written approval of UL Verification Services Inc.

Band

Band 5

REL99

High Frequency Substitution Measurement
UL Verification Services, Inc. Chamber C

Company: Samsung
Project #: 14U18192
Date: 07/11/14
Test Engineer: Jude/Erik
Configuration: EUT only, X Position
Mode: WCDMA_Rel99_850

Test Equipment:
Receiving: Sunol T185, and 3m Chamber N-type Cable (Setup this one for testing EUT)
Substitution: Dipole S/N: 00022117, 4ft SMA Cable (SN # 245200 001) Warehouse.

f MHz	SG reading (dBm)	Ant. Pol. (H/V)	Cable Loss (dB)	Antenna Gain (dBd)	ERP (dBm)	Limit (dBm)	Margin (dB)	Note
Low Ch								
826.60	14.80	V	0.9	0.0	13.90	38.5	-24.5	
826.60	20.13	H	0.9	0.0	19.23	38.5	-19.2	
Mid Ch								
836.60	13.67	V	0.9	0.0	12.77	38.5	-25.7	
836.60	21.77	H	0.9	0.0	20.87	38.5	-17.6	
High Ch								
846.60	12.90	V	0.9	0.0	12.00	38.5	-26.5	
846.60	21.63	H	0.9	0.0	20.73	38.5	-17.7	

Rev. 3.17.11
Note: For Band 13/17 ERP limit is 34.77dBm; For Band 26 limit is 50dBm

UL VERIFICATION SERVICES INC. FORM NO: FCC_24_22_27_90
47173 BENICIA STREET, FREMONT, CA 94538, USA TEL: (510) 771-1000 FAX: (510) 661-0888

This report shall not be reproduced except in full, without the written approval of UL Verification Services Inc.

Band

GSM1900

EGPRS

High Frequency Substitution Measurement
UL Verification Services, Inc. Chamber B

Company: Samsung
Project #: 14U18192
Date: 07/11/14
Test Engineer: S. Her, K. Ros, B. Liu, R. Yu
Configuration: EUT, X Position
Mode: EGPRS 1900MHz

Test Equipment:
Receiving: Horn T136, and Chamber A SMA Cables
Substitution: T59, 4ft SMA Cable (SN # 245200 001) Warehouse.

f MHz	SG reading (dBm)	Ant. Pol. (H/V)	Cable Loss (dB)	Antenna Gain (dBi)	EIRP (dBm)	Limit (dBm)	Margin (dB)	Notes
Low Ch								
1850.20	19.45	V	0.9	7.9	26.45	38.5	-12.0	
1850.20	20.99	H	0.9	7.9	27.99	38.5	-10.5	
Mid Ch								
1880.00	19.57	V	0.9	7.9	26.57	38.5	-11.9	
1880.00	20.00	H	0.9	7.9	27.00	38.5	-11.5	
High Ch								
1909.80	20.15	V	0.9	7.9	27.15	38.5	-11.3	
1909.80	20.04	H	0.9	7.9	27.04	38.5	-11.4	

Rev. 3.17.11
Note: For Band 4 EIRP limit is 30dBm

UL VERIFICATION SERVICES INC. FORM NO: FCC_24_22_27_90
47173 BENICIA STREET, FREMONT, CA 94538, USA TEL: (510) 771-1000 FAX: (510) 661-0888

This report shall not be reproduced except in full, without the written approval of UL Verification Services Inc.

Band

GSM1900

GPRS

High Frequency Substitution Measurement
UL Verification Services, Inc. Chamber B

Company: Samsung
Project #: 14U18192
Date: 07/10/14
Test Engineer: G. Chan & T. Oeur
Configuration: EUT, X Position
Mode: GPRS 1900MHz

Test Equipment:
Receiving: Horn T136 and Chamber B SMA Cables
Substitution: Dipole S/N: 00022117, 4ft SMA Cable (SN # 245200 001) Warehouse.

f MHz	SG reading (dBm)	Ant. Pol. (H/V)	Cable Loss (dB)	Antenna Gain (dBi)	EIRP (dBm)	Limit (dBm)	Margin (dB)	Notes
Low Ch								
1850.20	23.16	V	0.9	7.9	30.16	38.5	-8.3	
1850.20	23.58	H	0.9	7.9	30.58	38.5	-7.9	
Mid Ch								
1880.00	22.70	V	0.9	7.9	29.70	38.5	-8.8	
1880.00	22.80	H	0.9	7.9	29.80	38.5	-8.6	
High Ch								
1909.80	21.90	V	0.9	7.9	28.90	38.5	-9.6	
1909.80	23.44	H	0.9	7.9	30.44	38.5	-8.0	

Rev. 3.17.11
Note: For Band 4 EIRP limit is 30dBm

UL VERIFICATION SERVICES INC. FORM NO: FCC_24_22_27_90
47173 BENICIA STREET, FREMONT, CA 94538, USA TEL: (510) 771-1000 FAX: (510) 661-0888

This report shall not be reproduced except in full, without the written approval of UL Verification Services Inc.

Band

GSM850

EGPRS

High Frequency Substitution Measurement
UL Verification Services, Inc. Chamber B

Company: Samsung
Project #: 14U18192
Date: 07/11/14
Test Engineer: S. Her, K. Ros, B. Liu, R. Yu
Configuration: EUT, X Position
Mode: EGPRS 850MHz

Test Equipment:
Receiving: Hybrid T130, and Chamber A SMA Cables
Substitution: Dipole S/N: 00022117, 4ft SMA Cable (SN # 245200 001) Warehouse.

f MHz	SG reading (dBm)	Ant. Pol. (H/V)	Cable Loss (dB)	Antenna Gain (dBd)	ERP (dBm)	Limit (dBm)	Margin (dB)	Notes
Low Ch								
824.20	17.51	V	0.9	0.0	16.66	38.5	-21.8	
824.20	26.75	H	0.9	0.0	25.90	38.5	-12.5	
Mid Ch								
836.60	17.64	V	0.9	0.0	16.79	38.5	-21.7	
836.60	25.57	H	0.9	0.0	24.72	38.5	-13.7	
High Ch								
848.80	19.31	V	0.9	0.0	18.47	38.5	-20.0	
848.80	26.12	H	0.9	0.0	25.27	38.5	-13.2	

Rev. 3.17.11
Note: For Band 13/17 ERP limit is 34.77dBm; For Band 26 limit is 50dBm

UL VERIFICATION SERVICES INC. FORM NO: FCC_24_22_27_90
47173 BENICIA STREET, FREMONT, CA 94538, USA TEL: (510) 771-1000 FAX: (510) 661-0888

This report shall not be reproduced except in full, without the written approval of UL Verification Services Inc.

Band

GSM850

GPRS

High Frequency Substitution Measurement
UL Verification Services, Inc. Chamber B

Company: Samsung
Project #: 14U18192
Date: 07/11/14
Test Engineer: S. Her, K. Ros, B. Liu, R. Yu
Configuration: EUT, X Position
Mode: GPRS 850MHz

Test Equipment:
Receiving: Sunol T185, and Chamber A SMA Cables
Substitution: Dipole S/N: 00022117, 4ft SMA Cable (SN # 245200 001) Warehouse.

f MHz	SG reading (dBm)	Ant. Pol. (H/V)	Cable Loss (dB)	Antenna Gain (dBd)	ERP (dBm)	Limit (dBm)	Margin (dB)	Notes
Low Ch								
824.20	22.17	V	0.9	0.0	21.27	38.5	-17.2	
824.20	30.90	H	0.9	0.0	30.00	38.5	-8.4	
Mid Ch								
836.60	21.12	V	0.9	0.0	20.22	38.5	-18.2	
836.60	30.38	H	0.9	0.0	29.48	38.5	-9.0	
High Ch								
848.80	21.72	V	0.9	0.0	20.82	38.5	-17.6	
848.80	31.33	H	0.9	0.0	30.43	38.5	-8.0	

Rev. 3.17.11
Note: For Band 13/17 ERP limit is 34.77dBm; For Band 26 limit is 50dBm

UL VERIFICATION SERVICES INC. FORM NO: FCC_24_22_27_90
47173 BENICIA STREET, FREMONT, CA 94538, USA TEL: (510) 771-1000 FAX: (510) 661-0888

This report shall not be reproduced except in full, without the written approval of UL Verification Services Inc.

11.1.1. **ERP/EIRP PLOTS**

Band

LTE5

10MHz

16QAM

High Frequency Substitution Measurement
UL Verification Services, Inc. Chamber C

Company: Samsung
Project #: 14U18192
Date: 07/11/14
Test Engineer: S. Her, K. Ros, B. Liu, R. Yu
Configuration: EUT, Y Position
Mode: LTE5 10MHz FUND 16QAM

Test Equipment:
Receiving: Horn T185, and Chamber A SMA Cables
Substitution: Dipole S/N: 00022117, 4ft SMA Cable (SN # 245200 001) Warehouse.

f MHz	SG reading (dBm)	Ant. Pol. (H/V)	Cable Loss (dB)	Antenna Gain (dBd)	ERP (dBm)	Limit (dBm)	Margin (dB)	Notes
Low Ch								
829.00	10.91	V	0.9	0.0	10.01	38.5	-28.4	
829.00	18.30	H	0.9	0.0	17.40	38.5	-21.0	
Mid Ch								
836.50	10.80	V	0.9	0.0	9.90	38.5	-28.5	
836.50	18.44	H	0.9	0.0	17.54	38.5	-20.9	
High Ch								
844.00	11.25	V	0.9	0.0	10.35	38.5	-28.1	
844.00	20.12	H	0.9	0.0	19.22	38.5	-19.2	

Rev. 3.17.11
Note: For Band 13/17 ERP limit is 34.77dBm; For Band 26 limit is 50dBm

UL VERIFICATION SERVICES INC. FORM NO: FCC_24_22_27_90
47173 BENICIA STREET, FREMONT, CA 94538, USA TEL: (510) 771-1000 FAX: (510) 661-0888

This report shall not be reproduced except in full, without the written approval of UL Verification Services Inc.

Band

LTE5

10MHz

QPSK

High Frequency Substitution Measurement
UL Verification Services, Inc. Chamber C

Company: Samsung
Project #: 14U18192
Date: 07/11/14
Test Engineer: S. Her, K. Ros, B. Liu, R. Yu
Configuration: EUT, Y Position
Mode: LTE5 10MHz FUND QPSK

Test Equipment:
Receiving: Horn T185, and Chamber A SMA Cables
Substitution: Dipole S/N: 00022117, 4ft SMA Cable (SN # 245200 001) Warehouse.

f MHz	SG reading (dBm)	Ant. Pol. (H/V)	Cable Loss (dB)	Antenna Gain (dBd)	ERP (dBm)	Limit (dBm)	Margin (dB)	Notes
Low Ch								
829.00	11.81	V	0.9	0.0	10.91	38.5	-27.5	
829.00	19.09	H	0.9	0.0	18.19	38.5	-20.3	
Mid Ch								
836.50	11.57	V	0.9	0.0	10.67	38.5	-27.8	
836.50	19.18	H	0.9	0.0	18.28	38.5	-20.2	
High Ch								
844.00	10.05	V	0.9	0.0	9.15	38.5	-29.3	
844.00	20.85	H	0.9	0.0	19.95	38.5	-18.5	

Rev. 3.17.11
Note: For Band 13/17 ERP limit is 34.77dBm; For Band 26 limit is 50dBm

UL VERIFICATION SERVICES INC. FORM NO: FCC_24_22_27_90
47173 BENICIA STREET, FREMONT, CA 94538, USA TEL: (510) 771-1000 FAX: (510) 661-0888

This report shall not be reproduced except in full, without the written approval of UL Verification Services Inc.

Band

LTE5

5MHz

16QAM

High Frequency Substitution Measurement
UL Verification Services, Inc. Chamber C

Company: Samsung
Project #: 14U18192
Date: 07/11/14
Test Engineer: S. Her, K. Ros, B. Liu, R. Yu
Configuration: EUT, Y Position
Mode: LTE5 5MHz FUND 16QAM

Test Equipment:
Receiving: Horn T185, and Chamber A SMA Cables
Substitution: Dipole S/N: 00022117, 4ft SMA Cable (SN # 245200 001) Warehouse.

f MHz	SG reading (dBm)	Ant. Pol. (H/V)	Cable Loss (dB)	Antenna Gain (dBd)	ERP (dBm)	Limit (dBm)	Margin (dB)	Notes
Low Ch								
826.50	11.41	V	0.9	0.0	10.51	38.5	-27.9	
826.50	18.73	H	0.9	0.0	17.83	38.5	-20.6	
Mid Ch								
836.50	10.51	V	0.9	0.0	9.61	38.5	-28.8	
836.50	18.00	H	0.9	0.0	17.10	38.5	-21.3	
High Ch								
846.50	11.85	V	0.9	0.0	10.95	38.5	-27.5	
846.50	20.67	H	0.9	0.0	19.77	38.5	-18.7	

Rev. 3.17.11
Note: For Band 13/17 ERP limit is 34.77dBm; For Band 26 limit is 50dBm

UL VERIFICATION SERVICES INC. FORM NO: FCC_24_22_27_90
47173 BENICIA STREET, FREMONT, CA 94538, USA TEL: (510) 771-1000 FAX: (510) 661-0888

This report shall not be reproduced except in full, without the written approval of UL Verification Services Inc.

Band

LTE5

5MHz

QPSK

High Frequency Substitution Measurement
UL Verification Services, Inc. Chamber C

Company: Samsung
Project #: 14U18192
Date: 07/11/14
Test Engineer: S. Her, K. Ros, B. Liu, R. Yu
Configuration: EUT, Y Position
Mode: LTE5 5MHz FUND QPSK

Test Equipment:
Receiving: Horn T185, and Chamber A SMA Cables
Substitution: Dipole S/N: 00022117, 4ft SMA Cable (SN # 245200 001) Warehouse.

f MHz	SG reading (dBm)	Ant. Pol. (H/V)	Cable Loss (dB)	Antenna Gain (dBd)	ERP (dBm)	Limit (dBm)	Margin (dB)	Notes
Low Ch								
826.50	11.71	V	0.9	0.0	10.81	38.5	-27.6	
826.50	19.16	H	0.9	0.0	18.26	38.5	-20.2	
Mid Ch								
836.50	11.67	V	0.9	0.0	10.77	38.5	-27.7	
836.50	19.39	H	0.9	0.0	18.49	38.5	-20.0	
High Ch								
846.50	12.65	V	0.9	0.0	11.75	38.5	-26.7	
846.50	21.62	H	0.9	0.0	20.72	38.5	-17.7	

Rev. 3.17.11
Note: For Band 13/17 ERP limit is 34.77dBm; For Band 26 limit is 50dBm

UL VERIFICATION SERVICES INC. FORM NO: FCC_24_22_27_90
47173 BENICIA STREET, FREMONT, CA 94538, USA TEL: (510) 771-1000 FAX: (510) 661-0888

This report shall not be reproduced except in full, without the written approval of UL Verification Services Inc.

Band

LTE5

3MHz

16QAM

High Frequency Substitution Measurement
UL Verification Services, Inc. Chamber C

Company: Samsung
Project #: 14U18192
Date: 07/11/14
Test Engineer: S. Her, K. Ros
Configuration: EUT only, Y Position
Mode: LTE5 3MHz FUND 16QAM

Test Equipment:
Receiving: Sunol T185, and 3m Chamber N-type Cable (Setup this one for testing EUT)
Substitution: Dipole S/N: 00022117, 4ft SMA Cable (SN # 245200 001) Warehouse.

f MHz	SG reading (dBm)	Ant. Pol. (H/V)	Cable Loss (dB)	Antenna Gain (dBd)	ERP (dBm)	Limit (dBm)	Margin (dB)	Notes
Low Ch								
825.50	10.61	V	0.9	0.0	9.71	38.5	-28.7	
825.50	18.45	H	0.9	0.0	17.55	38.5	-20.9	
Mid Ch								
836.50	10.03	V	0.9	0.0	9.13	38.5	-29.3	
836.50	18.15	H	0.9	0.0	17.25	38.5	-21.2	
High Ch								
847.50	10.45	V	0.9	0.0	9.55	38.5	-28.9	
847.50	19.84	H	0.9	0.0	18.94	38.5	-19.5	

Rev. 3.17.11
Note: For Band 13/17 ERP limit is 34.77dBm; For Band 26 limit is 50dBm

UL VERIFICATION SERVICES INC. FORM NO: FCC_24_22_27_90
47173 BENICIA STREET, FREMONT, CA 94538, USA TEL: (510) 771-1000 FAX: (510) 661-0888

This report shall not be reproduced except in full, without the written approval of UL Verification Services Inc.

Band

LTE5

3MHz

QPSK

High Frequency Substitution Measurement
UL Verification Services, Inc. Chamber C

Company: Samsung
Project #: 14U18192
Date: 07/11/14
Test Engineer: S. Her, K. Ros
Configuration: EUT only, Y Position
Mode: LTE5 3MHz FUND QPSK

Test Equipment:
Receiving: Sunol T185, and 3m Chamber N-type Cable (Setup this one for testing EUT)
Substitution: Dipole S/N: 00022117, 4ft SMA Cable (SN # 245200 001) Warehouse.

f MHz	SG reading (dBm)	Ant. Pol. (H/V)	Cable Loss (dB)	Antenna Gain (dBd)	ERP (dBm)	Limit (dBm)	Margin (dB)	Notes
Low Ch								
825.50	11.71	V	0.9	0.0	10.81	38.5	-27.6	
825.50	19.48	H	0.9	0.0	18.58	38.5	-19.9	
Mid Ch								
836.50	10.86	V	0.9	0.0	9.96	38.5	-28.5	
836.50	18.83	H	0.9	0.0	17.93	38.5	-20.5	
High Ch								
847.50	11.85	V	0.9	0.0	10.95	38.5	-27.5	
847.50	21.15	H	0.9	0.0	20.25	38.5	-18.2	

Rev. 3.17.11
Note: For Band 13/17 ERP limit is 34.77dBm; For Band 26 limit is 50dBm

UL VERIFICATION SERVICES INC. FORM NO: FCC_24_22_27_90
47173 BENICIA STREET, FREMONT, CA 94538, USA TEL: (510) 771-1000 FAX: (510) 661-0888

This report shall not be reproduced except in full, without the written approval of UL Verification Services Inc.

Band

LTE5

1.4MHz

16QAM

High Frequency Substitution Measurement
UL Verification Services, Inc. Chamber C

Company: Samsung
Project #: 14U18192
Date: 07/11/14
Test Engineer: S. Her, K. Ros, B. Liu, R. Yu
Configuration: EUT, Y Position
Mode: LTE5 1.4MHz FUND 16QAM

Test Equipment:
Receiving: Horn T185, and Chamber A SMA Cables
Substitution: Dipole S/N: 00022117, 4ft SMA Cable (SN # 245200 001) Warehouse.

f MHz	SG reading (dBm)	Ant. Pol. (H/V)	Cable Loss (dB)	Antenna Gain (dBd)	ERP (dBm)	Limit (dBm)	Margin (dB)	Notes
Low Ch								
824.70	10.41	V	0.9	0.0	9.51	38.5	-28.9	
824.70	17.70	H	0.9	0.0	16.80	38.5	-21.6	
Mid Ch								
836.50	10.57	V	0.9	0.0	9.67	38.5	-28.8	
836.50	18.15	H	0.9	0.0	17.25	38.5	-21.2	
High Ch								
848.30	11.35	V	0.9	0.0	10.45	38.5	-28.0	
848.30	20.11	H	0.9	0.0	19.21	38.5	-19.2	

Rev. 3.17.11
Note: For Band 13/17 ERP limit is 34.77dBm; For Band 26 limit is 50dBm

UL VERIFICATION SERVICES INC. FORM NO: FCC_24_22_27_90
47173 BENICIA STREET, FREMONT, CA 94538, USA TEL: (510) 771-1000 FAX: (510) 661-0888

This report shall not be reproduced except in full, without the written approval of UL Verification Services Inc.

Band

LTE5

1.4MHz

QPSK

High Frequency Substitution Measurement
UL Verification Services, Inc. Chamber C

Company: Samsung
Project #: 14U18192
Date: 07/11/14
Test Engineer: S. Her, K. Ros, B. Liu, R. Yu
Configuration: EUT, Y Position
Mode: LTE5 1.4MHz FUND QPSK

Test Equipment:
Receiving: Horn T185, and Chamber A SMA Cables
Substitution: Dipole S/N: 00022117, 4ft SMA Cable (SN # 245200 001) Warehouse.

f MHz	SG reading (dBm)	Ant. Pol. (H/V)	Cable Loss (dB)	Antenna Gain (dBd)	ERP (dBm)	Limit (dBm)	Margin (dB)	Notes
Low Ch								
824.70	11.71	V	0.9	0.0	10.81	38.5	-27.6	
824.70	18.98	H	0.9	0.0	18.08	38.5	-20.4	
Mid Ch								
836.50	11.61	V	0.9	0.0	10.71	38.5	-27.7	
836.50	19.12	H	0.9	0.0	18.22	38.5	-20.2	
High Ch								
848.30	12.45	V	0.9	0.0	11.55	38.5	-26.9	
848.30	21.23	H	0.9	0.0	20.33	38.5	-18.1	

Rev. 3.17.11
Note: For Band 13/17 ERP limit is 34.77dBm; For Band 26 limit is 50dBm

UL VERIFICATION SERVICES INC. FORM NO: FCC_24_22_27_90
47173 BENICIA STREET, FREMONT, CA 94538, USA TEL: (510) 771-1000 FAX: (510) 661-0888

This report shall not be reproduced except in full, without the written approval of UL Verification Services Inc.

11.1. FIELD STRENGTH OF SPURIOUS RADIATION

RULE PART(S)

FCC: §2.1053, §22.917, §24.238

LIMIT

§22.917 (e) and §24.238 (a): Out of band emissions. The power of any emission outside of the authorized operating frequency ranges must be attenuated below the transmitting power (P) by a factor of at least 43 + 10 log (P) dB

TEST PROCEDURE

For Cellular equipment - Compliance with these rules is based on the use of measurement instrumentation employing a resolution bandwidth of 100 kHz or greater. In the 1 MHz bands immediately outside and adjacent to the frequency block a resolution bandwidth of at least one percent of the emission bandwidth of the fundamental emission of the transmitter may be employed. A narrower resolution bandwidth is permitted in all cases to improve measurement accuracy provided the measured power is integrated over the full required measurement bandwidth (i.e. 100 kHz or 1 percent of emission bandwidth, as specified). The emission bandwidth is defined as the width of the signal between two points, one below the carrier center frequency and one above the carrier center frequency, outside of which all emissions are attenuated at least 26 dB below the transmitter power.

For PCS equipment - Compliance with these rules is based on the use of measurement instrumentation employing a resolution bandwidth of 1 MHz or greater. However, in the 1 MHz bands immediately outside and adjacent to the frequency block a resolution bandwidth of at least one percent of the emission bandwidth of the fundamental emission of the transmitter may be employed. A narrower resolution bandwidth is permitted in all cases to improve measurement accuracy provided the measured power is integrated over the full required measurement bandwidth (i.e. 1 MHz or 1 percent of emission bandwidth, as specified). The emission bandwidth is defined as the width of the signal between two points, one below the carrier center frequency and one above the carrier center frequency, outside of which all emissions are attenuated at least 26 dB below the transmitter power.

RESULTS

UL VERIFICATION SERVICES INC. FORM NO: FCC_24_22_27_90
47173 BENICIA STREET, FREMONT, CA 94538, USA TEL: (510) 771-1000 FAX: (510) 661-0888

This report shall not be reproduced except in full, without the written approval of UL Verification Services Inc.

11.2.1 SPURIOUS RADIATION DATA

Compliance Certification Services
Above 1GHz High Frequency Substitution Measurement

Company: Sumsung
Project #: 14U18192
Date: 07/08/14
Test Engineer: B. Liu
Configuration: EUT w/ AC adaptor and HS
Mode: HSDPA B2 HARM

Chamber	Pre-amplifer	Filter	Limit
5m Chamber G	T34 8449B	Filter 1	

Band

Band 2

HSDPA

f GHz	SG reading (dBm)	Ant. Pol. (H/V)	Distance (m)	Preamp (dB)	Filter (dB)	EIRP (dBm)	Limit (dBm)	Delta (dB)	Notes
Low Ch, 1852.4MHz									
3.705	-12.3	V	3.0	35.4	1.0	-46.7	-13.0	-33.7	
5.557	-9.7	V	3.0	34.7	1.0	-43.4	-13.0	-30.4	
7.410	-8.9	V	3.0	34.9	1.0	-42.8	-13.0	-29.8	
3.705	-11.4	H	3.0	35.4	1.0	-45.8	-13.0	-32.8	
5.557	-9.3	H	3.0	34.7	1.0	-43.0	-13.0	-30.0	
7.410	-6.2	H	3.0	34.9	1.0	-40.1	-13.0	-27.1	
Mid Ch, 1880MHz									
3.760	-12.1	V	3.0	35.3	1.0	-46.5	-13.0	-33.5	
5.640	-9.6	V	3.0	34.7	1.0	-43.3	-13.0	-30.3	
7.520	-8.5	V	3.0	34.9	1.0	-42.4	-13.0	-29.4	
3.760	-12.7	H	3.0	35.3	1.0	-47.0	-13.0	-34.0	
5.640	-8.9	H	3.0	34.7	1.0	-42.7	-13.0	-29.7	
7.520	-6.9	H	3.0	34.9	1.0	-40.9	-13.0	-27.9	
High Ch, 1907.6MHz									
3.815	-13.7	V	3.0	35.3	1.0	-48.0	-13.0	-35.0	
5.723	-10.3	V	3.0	34.7	1.0	-44.0	-13.0	-31.0	
7.630	-7.4	V	3.0	34.9	1.0	-41.3	-13.0	-28.3	
3.815	-12.3	H	3.0	35.3	1.0	-46.6	-13.0	-33.6	
5.723	-8.5	H	3.0	34.7	1.0	-42.2	-13.0	-29.2	
7.630	-5.6	H	3.0	34.9	1.0	-39.5	-13.0	-26.5	

Rev. 03.03.09
Note: No other emissions were detected above the system noise floor.

UL VERIFICATION SERVICES INC. FORM NO: FCC_24_22_27_90
47173 BENICIA STREET, FREMONT, CA 94538, USA TEL: (510) 771-1000 FAX: (510) 661-0888

This report shall not be reproduced except in full, without the written approval of UL Verification Services Inc.

Compliance Certification Services
Above 1GHz High Frequency Substitution Measurement

Company: Sumsung
Project #: 14U18192
Date: 07/08/14
Test Engineer: B. Liu
Configuration: EUT w/ AC adaptor and HS
Mode: REL99 B2 HARM

Chamber	Pre-amplifer	Filter	Limit
5m Chamber G	T34 8449B	Filter 1	

Band

Band 2

REL99

f GHz	SG reading (dBm)	Ant. Pol. (H/V)	Distance (m)	Preamp (dB)	Filter (dB)	EIRP (dBm)	Limit (dBm)	Delta (dB)	Notes
Low Ch, 1852.4MHz									
3.705	-13.4	V	3.0	35.4	1.0	-47.8	-13.0	-34.8	
5.557	-9.7	V	3.0	34.7	1.0	-43.4	-13.0	-30.4	
7.410	-8.4	V	3.0	34.9	1.0	-42.3	-13.0	-29.3	
3.705	-13.4	H	3.0	35.4	1.0	-47.7	-13.0	-34.7	
5.557	-9.1	H	3.0	34.7	1.0	-42.9	-13.0	-29.9	
7.410	-7.1	H	3.0	34.9	1.0	-41.0	-13.0	-28.0	
Mid Ch, 1880MHz									
3.760	-13.3	V	3.0	35.3	1.0	-47.7	-13.0	-34.7	
5.640	-9.3	V	3.0	34.7	1.0	-43.1	-13.0	-30.1	
7.520	-8.1	V	3.0	34.9	1.0	-42.0	-13.0	-29.0	
3.760	-12.9	H	3.0	35.3	1.0	-47.3	-13.0	-34.3	
5.640	-9.5	H	3.0	34.7	1.0	-43.2	-13.0	-30.2	
7.520	-6.8	H	3.0	34.9	1.0	-40.8	-13.0	-27.8	
High Ch, 1907.6MHz									
3.815	-13.0	V	3.0	35.3	1.0	-47.3	-13.0	-34.3	
5.723	-9.7	V	3.0	34.7	1.0	-43.5	-13.0	-30.5	
7.630	-8.7	V	3.0	34.9	1.0	-42.6	-13.0	-29.6	
3.815	-11.7	H	3.0	35.3	1.0	-46.0	-13.0	-33.0	
5.723	-7.8	H	3.0	34.7	1.0	-41.5	-13.0	-28.5	
7.630	-6.8	H	3.0	34.9	1.0	-40.8	-13.0	-27.8	

Rev. 03.03.09
Note: No other emissions were detected above the system noise floor.

UL VERIFICATION SERVICES INC. FORM NO: FCC_24_22_27_90
47173 BENICIA STREET, FREMONT, CA 94538, USA TEL: (510) 771-1000 FAX: (510) 661-0888

This report shall not be reproduced except in full, without the written approval of UL Verification Services Inc.

Compliance Certification Services
Above 1GHz High Frequency Substitution Measurement

Company: Sumsung
Project #: 14U18192
Date: 07/08/14
Test Engineer: B. Liu
Configuration: EUT w/ AC adaptor and HS
Mode: HSDPA B5 HARM

Chamber	Pre-amplifer	Filter	Limit
5m Chamber G	T34 8449B	Filter 1	Part 22

Band

Band 5

HSDPA

f GHz	SG reading (dBm)	Ant. Pol. (H/V)	Distance (m)	Preamp (dB)	Filter (dB)	EIRP (dBm)	Limit (dBm)	Delta (dB)	Notes
Low Ch, 826.4MHz									
1.653	-21.1	V	3.0	37.4	1.0	-57.5	-13.0	-44.5	
2.479	-17.5	V	3.0	36.4	1.0	-52.9	-13.0	-39.9	
3.306	-14.7	V	3.0	35.8	1.0	-49.5	-13.0	-36.5	
1.653	-21.4	H	3.0	37.4	1.0	-57.8	-13.0	-44.8	
2.479	-18.5	H	3.0	36.4	1.0	-53.9	-13.0	-40.9	
3.306	-15.0	H	3.0	35.8	1.0	-49.8	-13.0	-36.8	
Mid Ch, 836.6MHz									
1.673	-21.4	V	3.0	37.3	1.0	-57.8	-13.0	-44.8	
2.510	-17.1	V	3.0	36.4	1.0	-52.4	-13.0	-39.4	
3.346	-14.2	V	3.0	35.8	1.0	-48.9	-13.0	-35.9	
1.673	-20.9	H	3.0	37.3	1.0	-57.2	-13.0	-44.2	
2.510	-19.8	H	3.0	36.4	1.0	-55.1	-13.0	-42.1	
3.346	-15.1	H	3.0	35.8	1.0	-49.9	-13.0	-36.9	
High Ch, 846.6MHz									
1.693	-21.8	V	3.0	37.3	1.0	-58.1	-13.0	-45.1	
2.540	-17.0	V	3.0	36.3	1.0	-52.4	-13.0	-39.4	
3.386	-14.3	V	3.0	35.7	1.0	-49.0	-13.0	-36.0	
1.693	-20.3	H	3.0	37.3	1.0	-56.6	-13.0	-43.6	
2.540	-18.2	H	3.0	36.3	1.0	-53.5	-13.0	-40.5	
3.386	-15.1	H	3.0	35.7	1.0	-49.8	-13.0	-36.8	

Rev. 03.03.09
Note: No other emissions were detected above the system noise floor.

UL VERIFICATION SERVICES INC. FORM NO: FCC_24_22_27_90
47173 BENICIA STREET, FREMONT, CA 94538, USA TEL: (510) 771-1000 FAX: (510) 661-0888

This report shall not be reproduced except in full, without the written approval of UL Verification Services Inc.

Compliance Certification Services
Above 1GHz High Frequency Substitution Measurement

Company: Sumsung
Project #: 14U18192
Date: 07/08/14
Test Engineer: B. Liu
Configuration: EUT w/ AC adaptor and HS
Mode: REL99 B5 HARM

Chamber	Pre-amplifer	Filter	Limit
5m Chamber G	T34 8449B	Filter 1	Part 22

Band

Band 5

REL99

f GHz	SG reading (dBm)	Ant. Pol. (H/V)	Distance (m)	Preamp (dB)	Filter (dB)	EIRP (dBm)	Limit (dBm)	Delta (dB)	Notes
Low Ch, 826.4MHz									
1.653	-22.4	V	3.0	37.4	1.0	-58.8	-13.0	-45.8	
2.479	-17.3	V	3.0	36.4	1.0	-52.7	-13.0	-39.7	
3.306	-14.7	V	3.0	35.8	1.0	-49.5	-13.0	-36.5	
1.653	-22.0	H	3.0	37.4	1.0	-58.3	-13.0	-45.3	
2.479	-18.9	H	3.0	36.4	1.0	-54.3	-13.0	-41.3	
3.306	-14.4	H	3.0	35.8	1.0	-49.2	-13.0	-36.2	
Mid Ch, 836.6MHz									
1.673	-21.7	V	3.0	37.3	1.0	-58.0	-13.0	-45.0	
2.510	-16.8	V	3.0	36.4	1.0	-52.1	-13.0	-39.1	
3.346	-14.9	V	3.0	35.8	1.0	-49.7	-13.0	-36.7	
1.673	-21.6	H	3.0	37.3	1.0	-57.9	-13.0	-44.9	
2.510	-19.6	H	3.0	36.4	1.0	-55.0	-13.0	-42.0	
3.346	-14.4	H	3.0	35.8	1.0	-49.2	-13.0	-36.2	
High Ch, 846.6MHz									
1.693	-21.5	V	3.0	37.3	1.0	-57.8	-13.0	-44.8	
2.540	-16.6	V	3.0	36.3	1.0	-52.0	-13.0	-39.0	
3.386	102.9	V	3.0	35.7	1.0	68.2	-13.0	81.2	
1.693	-21.2	H	3.0	37.3	1.0	-57.6	-13.0	-44.6	
2.540	-18.0	H	3.0	36.3	1.0	-53.4	-13.0	-40.4	
3.386	-14.3	H	3.0	35.7	1.0	-49.0	-13.0	-36.0	

Rev. 03.03.09
Note: No other emissions were detected above the system noise floor.

UL VERIFICATION SERVICES INC. FORM NO: FCC_24_22_27_90
47173 BENICIA STREET, FREMONT, CA 94538, USA TEL: (510) 771-1000 FAX: (510) 661-0888

This report shall not be reproduced except in full, without the written approval of UL Verification Services Inc.

Compliance Certification Services
Above 1GHz High Frequency Substitution Measurement

Company: Samsung
Project #: 14U18192
Date: 07/08/14
Test Engineer: B. Liu
Configuration: X-pos. EUT w/ AC Adaptor and HS
Mode: EGPRS 1900 HARM

Chamber	Pre-amplifer	Filter	Limit
5m Chamber H	T34 8449B	Filter 1	

Band

GSM1900

EGPRS

f GHz	SG reading (dBm)	Ant. Pol. (H/V)	Distance (m)	Preamp (dB)	Filter (dB)	EIRP (dBm)	Limit (dBm)	Delta (dB)	Notes
Low Ch,1850.2MHz									
3.700	-12.7	V	3.0	35.4	1.0	-47.1	-13.0	-34.1	
5.551	-10.0	V	3.0	34.7	1.0	-43.7	-13.0	-30.7	
7.401	-8.5	V	3.0	34.9	1.0	-42.4	-13.0	-29.4	
3.700	-12.3	H	3.0	35.4	1.0	-46.7	-13.0	-33.7	
5.551	-9.2	H	3.0	34.7	1.0	-43.0	-13.0	-30.0	
7.401	-7.2	H	3.0	34.9	1.0	-41.1	-13.0	-28.1	
Mid Ch, 1880MHz									
3.760	-13.4	V	3.0	35.3	1.0	-47.7	-13.0	-34.7	
5.640	-9.7	V	3.0	34.7	1.0	-43.4	-13.0	-30.4	
7.520	-8.3	V	3.0	34.9	1.0	-42.2	-13.0	-29.2	
3.760	-11.8	H	3.0	35.3	1.0	-46.1	-13.0	-33.1	
5.640	-9.5	H	3.0	34.7	1.0	-43.2	-13.0	-30.2	
7.520	-5.9	H	3.0	34.9	1.0	-39.8	-13.0	-26.8	
High Ch, 1909.8MHz									
3.820	-12.5	V	3.0	35.3	1.0	-46.8	-13.0	-33.8	
5.729	-9.3	V	3.0	34.7	1.0	-43.1	-13.0	-30.1	
7.639	-9.2	V	3.0	35.0	1.0	-43.2	-13.0	-30.2	
3.820	-12.8	H	3.0	35.3	1.0	-47.1	-13.0	-34.1	
5.729	-8.8	H	3.0	34.7	1.0	-42.5	-13.0	-29.5	
7.639	-7.2	H	3.0	35.0	1.0	-41.2	-13.0	-28.2	

Rev. 03.03.09
Note: No other emissions were detected above the system noise floor.

UL VERIFICATION SERVICES INC. FORM NO: FCC_24_22_27_90
47173 BENICIA STREET, FREMONT, CA 94538, USA TEL: (510) 771-1000 FAX: (510) 661-0888

This report shall not be reproduced except in full, without the written approval of UL Verification Services Inc.

Compliance Certification Services
Above 1GHz High Frequency Substitution Measurement

Company: Samsung
Project #: 14U18192
Date: 07/08/14
Test Engineer: B. Liu
Configuration: X-pos. EUT w/ AC Adaptor and HS
Mode: GPRS 1900 HARM

Chamber	Pre-amplifer	Filter	Limit
5m Chamber H	T34 8449B	Filter 1	

Band

GSM1900

GPRS

f GHz	SG reading (dBm)	Ant. Pol. (H/V)	Distance (m)	Preamp (dB)	Filter (dB)	EIRP (dBm)	Limit (dBm)	Delta (dB)	Notes
Low Ch,1850.2MHz									
3.700	-13.2	V	3.0	35.4	1.0	-47.6	-13.0	-34.6	
5.551	-10.2	V	3.0	34.7	1.0	-43.9	-13.0	-30.9	
7.401	-8.4	V	3.0	34.9	1.0	-42.3	-13.0	-29.3	
3.700	-14.3	H	3.0	35.4	1.0	-48.7	-13.0	-35.7	
5.551	-8.8	H	3.0	34.7	1.0	-42.6	-13.0	-29.6	
7.401	-5.2	H	3.0	34.9	1.0	-39.1	-13.0	-26.1	
Mid Ch, 1880MHz									
3.760	-13.5	V	3.0	35.3	1.0	-47.9	-13.0	-34.9	
5.640	-9.6	V	3.0	34.7	1.0	-43.3	-13.0	-30.3	
7.520	-8.8	V	3.0	34.9	1.0	-42.7	-13.0	-29.7	
3.760	-11.6	H	3.0	35.3	1.0	-45.9	-13.0	-32.9	
5.640	-8.7	H	3.0	34.7	1.0	-42.4	-13.0	-29.4	
7.520	-6.9	H	3.0	34.9	1.0	-40.9	-13.0	-27.9	
High Ch, 1909.8MHz									
3.820	-12.9	V	3.0	35.3	1.0	-47.2	-13.0	-34.2	
5.729	-9.7	V	3.0	34.7	1.0	-43.4	-13.0	-30.4	
7.639	-8.0	V	3.0	35.0	1.0	-41.9	-13.0	-28.9	
3.820	-12.3	H	3.0	35.3	1.0	-46.6	-13.0	-33.6	
5.729	-8.7	H	3.0	34.7	1.0	-42.4	-13.0	-29.4	
7.639	-6.5	H	3.0	35.0	1.0	-40.4	-13.0	-27.4	

Rev. 03.03.09
Note: No other emissions were detected above the system noise floor.

UL VERIFICATION SERVICES INC. FORM NO: FCC_24_22_27_90
47173 BENICIA STREET, FREMONT, CA 94538, USA TEL: (510) 771-1000 FAX: (510) 661-0888

This report shall not be reproduced except in full, without the written approval of UL Verification Services Inc.

Compliance Certification Services
Above 1GHz High Frequency Substitution Measurement

Company: Samsung
Project #: 14U18192
Date: 07/08/14
Test Engineer: B. Liu
Configuration: X-pos. EUT w/ AC Adaptor and HS
Mode: EGPRS 850 HARM

Chamber	Pre-amplifer	Filter	Limit
5m Chamber B	T34 8449B	Filter 1	Part 22

Band

GSM850

EGPRS

f GHz	SG reading (dBm)	Ant. Pol. (H/V)	Distance (m)	Preamp (dB)	Filter (dB)	EIRP (dBm)	Limit (dBm)	Delta (dB)	Notes
Low Ch, 824.2MHz									
1.648	-20.8	V	3.0	37.4	1.0	-57.1	-13.0	-44.1	
2.473	-16.9	V	3.0	36.4	1.0	-52.3	-13.0	-39.3	
3.297	-13.5	V	3.0	35.8	1.0	-48.3	-13.0	-35.3	
1.648	-20.8	H	3.0	37.4	1.0	-57.2	-13.0	-44.2	
2.473	-18.7	H	3.0	36.4	1.0	-54.1	-13.0	-41.1	
3.297	-14.0	H	3.0	35.8	1.0	-48.8	-13.0	-35.8	
Mid Ch, 836.6MHz									
1.673	-21.6	V	3.0	37.3	1.0	-57.9	-13.0	-44.9	
2.510	-17.2	V	3.0	36.4	1.0	-52.6	-13.0	-39.6	
3.346	-13.7	V	3.0	35.8	1.0	-48.5	-13.0	-35.5	
1.673	-21.7	H	3.0	37.3	1.0	-58.0	-13.0	-45.0	
2.510	-19.4	H	3.0	36.4	1.0	-54.8	-13.0	-41.8	
3.346	-14.0	H	3.0	35.8	1.0	-48.7	-13.0	-35.7	
High Ch, 848.8MHz									
1.698	-21.8	V	3.0	37.3	1.0	-58.1	-13.0	-45.1	
2.547	-16.0	V	3.0	36.3	1.0	-51.4	-13.0	-38.4	
3.395	-14.1	V	3.0	35.7	1.0	-48.8	-13.0	-35.8	
1.698	-21.1	H	3.0	37.3	1.0	-57.4	-13.0	-44.4	
2.547	-19.1	H	3.0	36.3	1.0	-54.4	-13.0	-41.4	
3.395	-13.6	H	3.0	35.7	1.0	-48.3	-13.0	-35.3	

Rev. 03.03.09
Note: No other emissions were detected above the system noise floor.

UL VERIFICATION SERVICES INC. FORM NO: FCC_24_22_27_90
47173 BENICIA STREET, FREMONT, CA 94538, USA TEL: (510) 771-1000 FAX: (510) 661-0888

This report shall not be reproduced except in full, without the written approval of UL Verification Services Inc.

Compliance Certification Services
Above 1GHz High Frequency Substitution Measurement

Company: Samsung
Project #: 14U18192
Date: 07/08/14
Test Engineer: B. Liu
Configuration: X-pos. EUT w/ AC Adaptor and HS
Mode: GPRS 850 HARM

Chamber	Pre-amplifer	Filter	Limit
5m Chamber B	T34 8449B	Filter 1	Part 22

Band

GSM850

GPRS

f GHz	SG reading (dBm)	Ant. Pol. (H/V)	Distance (m)	Preamp (dB)	Filter (dB)	EIRP (dBm)	Limit (dBm)	Delta (dB)	Notes
Low Ch, 824.2MHz									
1.648	-21.7	V	3.0	37.4	1.0	-58.1	-13.0	-45.1	
2.473	-17.3	V	3.0	36.4	1.0	-52.6	-13.0	-39.6	
3.297	-14.5	V	3.0	35.8	1.0	-49.3	-13.0	-36.3	
1.648	-22.0	H	3.0	37.4	1.0	-58.4	-13.0	-45.4	
2.473	-19.2	H	3.0	36.4	1.0	-54.6	-13.0	-41.6	
3.297	-14.9	H	3.0	35.8	1.0	-49.7	-13.0	-36.7	
Mid Ch, 836.6MHz									
1.673	-21.5	V	3.0	37.3	1.0	-57.9	-13.0	-44.9	
2.510	-17.3	V	3.0	36.4	1.0	-52.6	-13.0	-39.6	
3.346	-15.0	V	3.0	35.8	1.0	-49.8	-13.0	-36.8	
1.673	-21.0	H	3.0	37.3	1.0	-57.3	-13.0	-44.3	
2.510	-19.3	H	3.0	36.4	1.0	-54.7	-13.0	-41.7	
3.346	-14.7	H	3.0	35.8	1.0	-49.4	-13.0	-36.4	
High Ch, 848.8MHz									
1.698	-21.0	V	3.0	37.3	1.0	-57.3	-13.0	-44.3	
2.547	-17.7	V	3.0	36.3	1.0	-53.0	-13.0	-40.0	
3.395	-14.3	V	3.0	35.7	1.0	-49.0	-13.0	-36.0	
1.698	-20.6	H	3.0	37.3	1.0	-56.9	-13.0	-43.9	
2.547	-19.0	H	3.0	36.3	1.0	-54.3	-13.0	-41.3	
3.395	-14.1	H	3.0	35.7	1.0	-48.8	-13.0	-35.8	

Rev. 03.03.09
Note: No other emissions were detected above the system noise floor.

UL VERIFICATION SERVICES INC. FORM NO: FCC_24_22_27_90
47173 BENICIA STREET, FREMONT, CA 94538, USA TEL: (510) 771-1000 FAX: (510) 661-0888

This report shall not be reproduced except in full, without the written approval of UL Verification Services Inc.

Compliance Certification Services
Above 1GHz High Frequency Substitution Measurement

Company: Samsung
Project #: 14U18192
Date: 07/10/14
Test Engineer: S. Her, K. Ros, B. Liu
Configuration: EUT with AC charger and headset
Mode: TX, LTE BAND 5, 10MHz BW,16QAM

Chamber	Pre-amplifer	Filter	Limit
5m Chamber B	T34 8449B	Filter 1	

Band
LTE5
10MHz
16QAM

f GHz	SG reading (dBm)	Ant. Pol. (H/V)	Distance (m)	Preamp (dB)	Filter (dB)	EIRP (dBm)	Limit (dBm)	Delta (dB)	Notes
Low Channel (829MHz)									
1.658	-28.9	V	3.0	37.4	1.0	-65.3	-13.0	-52.3	
2.487	-22.3	V	3.0	36.4	1.0	-57.7	-13.0	-44.7	
3.316	-17.3	V	3.0	35.8	1.0	-52.0	-13.0	-39.0	
1.658	-28.3	H	3.0	37.4	1.0	-64.6	-13.0	-51.6	
2.487	-11.1	H	3.0	36.4	1.0	-46.5	-13.0	-33.5	
3.316	-24.3	H	3.0	35.8	1.0	-59.1	-13.0	-46.1	
Mid Channel (836.5MHz)									
1.673	-29.3	V	3.0	37.3	1.0	-65.7	-13.0	-52.7	
2.509	-24.5	V	3.0	36.4	1.0	-59.9	-13.0	-46.9	
3.346	-10.8	V	3.0	35.8	1.0	-45.6	-13.0	-32.6	
1.673	-31.2	H	3.0	37.3	1.0	-67.6	-13.0	-54.6	
2.509	-10.4	H	3.0	36.4	1.0	-45.7	-13.0	-32.7	
3.346	-20.6	H	3.0	35.8	1.0	-55.4	-13.0	-42.4	
High Channel (844MHz)									
1.688	-31.1	V	3.0	37.3	1.0	-67.5	-13.0	-54.5	
2.532	-19.6	V	3.0	36.3	1.0	-54.9	-13.0	-41.9	
3.376	-17.2	V	3.0	35.7	1.0	-51.9	-13.0	-38.9	
1.688	-31.0	H	3.0	37.3	1.0	-67.3	-13.0	-54.3	
2.532	-10.8	H	3.0	36.3	1.0	-46.1	-13.0	-33.1	
3.376	-22.1	H	3.0	35.7	1.0	-56.8	-13.0	-43.8	

Rev. 03.03.09
Note: No other emissions were detected above the system noise floor.

1.0

UL VERIFICATION SERVICES INC. FORM NO: FCC_24_22_27_90
47173 BENICIA STREET, FREMONT, CA 94538, USA TEL: (510) 771-1000 FAX: (510) 661-0888

This report shall not be reproduced except in full, without the written approval of UL Verification Services Inc.

Compliance Certification Services
Above 1GHz High Frequency Substitution Measurement

Company: Samsung
Project #: 14U18192
Date: 07/10/14
Test Engineer: S. Her, K. Ros, B. Liu
Configuration: EUT with AC charger and headset
Mode: TX, LTE BAND 5, 10MHz BW,QPSK

Chamber	Pre-amplifer	Filter	Limit
5m Chamber B	T34 8449B	Filter 1	

Band
LTE5
10MHz
QPSK

f GHz	SG reading (dBm)	Ant. Pol. (H/V)	Distance (m)	Preamp (dB)	Filter (dB)	EIRP (dBm)	Limit (dBm)	Delta (dB)	Notes
Low Channel (829MHz)									
1.658	-28.8	V	3.0	37.4	1.0	-65.2	-13.0	-52.2	
2.487	-22.0	V	3.0	36.4	1.0	-57.4	-13.0	-44.4	
3.316	-16.9	V	3.0	35.8	1.0	-51.7	-13.0	-38.7	
1.658	-28.2	H	3.0	37.4	1.0	-64.6	-13.0	-51.6	
2.487	-10.6	H	3.0	36.4	1.0	-46.0	-13.0	-33.0	
3.316	-22.0	H	3.0	35.8	1.0	-56.7	-13.0	-43.7	
Mid Channel (836.5MHz)									
1.673	-27.3	V	3.0	37.3	1.0	-63.7	-13.0	-50.7	
2.509	-16.3	V	3.0	36.4	1.0	-51.7	-13.0	-38.7	
3.346	-25.0	V	3.0	35.8	1.0	-59.8	-13.0	-46.8	
1.673	-28.9	H	3.0	37.3	1.0	-65.3	-13.0	-52.3	
2.509	-20.3	H	3.0	36.4	1.0	-55.7	-13.0	-42.7	
3.346	-24.6	H	3.0	35.8	1.0	-59.3	-13.0	-46.3	
High Channel (844MHz)									
1.688	-30.8	V	3.0	37.3	1.0	-67.1	-13.0	-54.1	
2.532	-26.9	V	3.0	36.3	1.0	-62.2	-13.0	-49.2	
3.376	-22.5	V	3.0	35.7	1.0	-57.2	-13.0	-44.2	
1.688	-30.6	H	3.0	37.3	1.0	-67.0	-13.0	-54.0	
2.532	-18.1	H	3.0	36.3	1.0	-53.5	-13.0	-40.5	
3.376	-25.3	H	3.0	35.7	1.0	-60.0	-13.0	-47.0	

Rev. 03.03.09
Note: No other emissions were detected above the system noise floor.

1.0

UL VERIFICATION SERVICES INC. FORM NO: FCC_24_22_27_90
47173 BENICIA STREET, FREMONT, CA 94538, USA TEL: (510) 771-1000 FAX: (510) 661-0888

This report shall not be reproduced except in full, without the written approval of UL Verification Services Inc.

Compliance Certification Services
Above 1GHz High Frequency Substitution Measurement

Company: Samsung
Project #: 14U18192
Date: 07/10/14
Test Engineer: S. Her, K. Ros, B. Liu
Configuration: X-position EUT and AC Adapter w/ Headphones
Mode: TX, LTE BAND 5, 5MHz BW,16QAM

Chamber	Pre-amplifer	Filter	Limit
5m Chamber B	T34 8449B	Filter 1	

Band
LTE5
5MHz
16QAM

f GHz	SG reading (dBm)	Ant. Pol. (H/V)	Distance (m)	Preamp (dB)	Filter (dB)	EIRP (dBm)	Limit (dBm)	Delta (dB)	Notes
Low Channel (826.5MHz)									
1.653	-30.0	V	3.0	37.4	1.0	-66.4	-13.0	-53.4	
2.480	-25.8	V	3.0	36.4	1.0	-61.2	-13.0	-48.2	
3.306	-15.1	V	3.0	35.8	1.0	-49.9	-13.0	-36.9	
1.653	-29.8	H	3.0	37.4	1.0	-66.1	-13.0	-53.1	
2.480	-14.9	H	3.0	36.4	1.0	-50.3	-13.0	-37.3	
3.306	-25.3	H	3.0	35.8	1.0	-60.0	-13.0	-47.0	
Mid Channel (836.5MHz)									
1.673	-30.5	V	3.0	37.3	1.0	-66.9	-13.0	-53.9	
2.509	-21.6	V	3.0	36.4	1.0	-57.0	-13.0	-44.0	
3.346	-11.3	V	3.0	35.8	1.0	-46.1	-13.0	-33.1	
1.673	-30.7	H	3.0	37.3	1.0	-67.1	-13.0	-54.1	
2.509	-17.1	H	3.0	36.4	1.0	-52.4	-13.0	-39.4	
3.346	-23.2	H	3.0	35.8	1.0	-58.0	-13.0	-45.0	
High Channel (846.5MHz)									
1.693	-27.7	V	3.0	37.3	1.0	-64.0	-13.0	-51.0	
2.540	-26.8	V	3.0	36.3	1.0	-62.2	-13.0	-49.2	
3.386	-19.4	V	3.0	35.7	1.0	-54.1	-13.0	-41.1	
1.693	-29.6	H	3.0	37.3	1.0	-65.9	-13.0	-52.9	
2.540	-19.9	H	3.0	36.3	1.0	-55.2	-13.0	-42.2	
3.386	-24.5	H	3.0	35.7	1.0	-59.2	-13.0	-46.2	

Rev. 03.03.09
Note: No other emissions were detected above the system noise floor.

UL VERIFICATION SERVICES INC. FORM NO: FCC_24_22_27_90
47173 BENICIA STREET, FREMONT, CA 94538, USA TEL: (510) 771-1000 FAX: (510) 661-0888

This report shall not be reproduced except in full, without the written approval of UL Verification Services Inc.

Compliance Certification Services
Above 1GHz High Frequency Substitution Measurement

Company: Samsung
Project #: 14U18192
Date: 07/10/14
Test Engineer: S. Her, K. Ros, B. Liu
Configuration: X-position EUT and AC Adapter w/ Headphones
Mode: TX, LTE BAND 5, 5MHz BW,QPSK

Chamber	Pre-amplifer	Filter	Limit
5m Chamber B	T34 8449B	Filter 1	

Band
LTE5
5MHz
QPSK

f GHz	SG reading (dBm)	Ant. Pol. (H/V)	Distance (m)	Preamp (dB)	Filter (dB)	EIRP (dBm)	Limit (dBm)	Delta (dB)	Notes
Low Channel (826.5MHz)									
1.653	-28.7	V	3.0	37.4	1.0	-65.1	-13.0	-52.1	
2.480	-26.3	V	3.0	36.4	1.0	-61.7	-13.0	-48.7	
3.306	-15.0	V	3.0	35.8	1.0	-49.8	-13.0	-36.8	
1.653	-29.3	H	3.0	37.4	1.0	-65.7	-13.0	-52.7	
2.480	-14.1	H	3.0	36.4	1.0	-49.5	-13.0	-36.5	
3.306	-25.3	H	3.0	35.8	1.0	-60.1	-13.0	-47.1	
Mid Channel (836.5MHz)									
1.673	-28.8	V	3.0	37.3	1.0	-65.2	-13.0	-52.2	
2.509	-19.4	V	3.0	36.4	1.0	-54.8	-13.0	-41.8	
3.346	-11.0	V	3.0	35.8	1.0	-45.8	-13.0	-32.8	
1.673	-29.8	H	3.0	37.3	1.0	-66.1	-13.0	-53.1	
2.509	-17.6	H	3.0	36.4	1.0	-52.9	-13.0	-39.9	
3.346	-23.7	H	3.0	35.8	1.0	-58.5	-13.0	-45.5	
High Channel (846.5MHz)									
1.693	-27.3	V	3.0	37.3	1.0	-63.6	-13.0	-50.6	
2.540	-25.4	V	3.0	36.3	1.0	-60.7	-13.0	-47.7	
3.386	-18.2	V	3.0	35.7	1.0	-52.9	-13.0	-39.9	
1.693	-29.7	H	3.0	37.3	1.0	-66.0	-13.0	-53.0	
2.540	-19.3	H	3.0	36.3	1.0	-54.6	-13.0	-41.6	
3.386	-24.7	H	3.0	35.7	1.0	-59.4	-13.0	-46.4	

Rev. 03.03.09
Note: No other emissions were detected above the system noise floor.

UL VERIFICATION SERVICES INC. FORM NO: FCC_24_22_27_90
47173 BENICIA STREET, FREMONT, CA 94538, USA TEL: (510) 771-1000 FAX: (510) 661-0888

This report shall not be reproduced except in full, without the written approval of UL Verification Services Inc.

Compliance Certification Services
Above 1GHz High Frequency Substitution Measurement

Company: Samsung
Project #: 14U18192
Date: 07/10/14
Test Engineer: S. Her, K. Ros, B. Liu
Configuration: XPosition, AC Charger,Headphones
Mode: TX, LTE BAND 5, 3MHz BW,16QAM

Chamber	Pre-amplifer	Filter	Limit
5m Chamber B	T34 8449B	Filter 1	Part 22

Band
LTE5
3MHz
16QAM

f GHz	SG reading (dBm)	Ant. Pol. (H/V)	Distance (m)	Preamp (dB)	Filter (dB)	EIRP (dBm)	Limit (dBm)	Delta (dB)	Notes
Low Channel (825.5MHz)									
1.651	-29.7	V	3.0	37.4	1.0	-66.1	-13.0	-53.1	
2.477	-23.1	V	3.0	36.4	1.0	-58.5	-13.0	-45.5	
3.302	-13.5	V	3.0	35.8	1.0	-48.3	-13.0	-35.3	
1.651	-30.9	H	3.0	37.4	1.0	-67.2	-13.0	-54.2	
2.477	-11.5	H	3.0	36.4	1.0	-46.9	-13.0	-33.9	
3.302	-24.4	H	3.0	35.8	1.0	-59.2	-13.0	-46.2	
Mid Channel (836.5MHz)									
1.673	-31.7	V	3.0	37.3	1.0	-68.0	-13.0	-55.0	
2.509	-24.1	V	3.0	36.4	1.0	-59.4	-13.0	-46.4	
3.346	-10.1	V	3.0	35.8	1.0	-44.9	-13.0	-31.9	
1.673	-31.1	H	3.0	37.3	1.0	-67.4	-13.0	-54.4	
2.509	-13.5	H	3.0	36.4	1.0	-48.9	-13.0	-35.9	
3.346	-18.8	H	3.0	35.8	1.0	-53.5	-13.0	-40.5	
High Channel (847.5MHz)									
1.695	-29.5	V	3.0	37.3	1.0	-65.8	-13.0	-52.8	
2.543	-26.9	V	3.0	36.3	1.0	-62.2	-13.0	-49.2	
3.390	-16.6	V	3.0	35.7	1.0	-51.3	-13.0	-38.3	
1.695	-30.9	H	3.0	37.3	1.0	-67.2	-13.0	-54.2	
2.543	-18.9	H	3.0	36.3	1.0	-54.2	-13.0	-41.2	
3.390	-23.7	H	3.0	35.7	1.0	-58.4	-13.0	-45.4	

Rev. 03.03.09
Note: No other emissions were detected above the system noise floor.

UL VERIFICATION SERVICES INC. FORM NO: FCC_24_22_27_90
47173 BENICIA STREET, FREMONT, CA 94538, USA TEL: (510) 771-1000 FAX: (510) 661-0888

This report shall not be reproduced except in full, without the written approval of UL Verification Services Inc.

Compliance Certification Services
Above 1GHz High Frequency Substitution Measurement

Company: Samsung
Project #: 14U18192
Date: 07/10/14
Test Engineer: S. Her, K. Ros, B. Liu
Configuration: XPosition, AC Charger,Headphones
Mode: TX, LTE BAND 5, 3MHz BW,QPSK

Chamber	Pre-amplifer	Filter	Limit
5m Chamber B	T34 8449B	Filter 1	Part 22

Band
LTE5
3MHz
QPSK

f GHz	SG reading (dBm)	Ant. Pol. (H/V)	Distance (m)	Preamp (dB)	Filter (dB)	EIRP (dBm)	Limit (dBm)	Delta (dB)	Notes
Low Channel (825.5MHz)									
1.651	-29.1	V	3.0	37.4	1.0	-65.5	-13.0	-52.5	
2.477	-22.8	V	3.0	36.4	1.0	-58.2	-13.0	-45.2	
3.302	-13.0	V	3.0	35.8	1.0	-47.8	-13.0	-34.8	
1.651	-30.0	H	3.0	37.4	1.0	-66.3	-13.0	-53.3	
2.477	-11.1	H	3.0	36.4	1.0	-46.5	-13.0	-33.5	
3.302	-25.6	H	3.0	35.8	1.0	-60.4	-13.0	-47.4	
Mid Channel (836.5MHz)									
1.673	-29.3	V	3.0	37.3	1.0	-65.7	-13.0	-52.7	
2.509	-25.8	V	3.0	36.4	1.0	-61.1	-13.0	-48.1	
3.346	-10.7	V	3.0	35.8	1.0	-45.5	-13.0	-32.5	
1.673	-31.0	H	3.0	37.3	1.0	-67.4	-13.0	-54.4	
2.509	-11.7	H	3.0	36.4	1.0	-47.0	-13.0	-34.0	
3.346	-23.6	H	3.0	35.8	1.0	-58.4	-13.0	-45.4	
High Channel (847.5MHz)									
1.695	-28.2	V	3.0	37.3	1.0	-64.5	-13.0	-51.5	
2.543	-26.2	V	3.0	36.3	1.0	-61.6	-13.0	-48.6	
3.390	-16.2	V	3.0	35.7	1.0	-50.9	-13.0	-37.9	
1.695	-30.7	H	3.0	37.3	1.0	-67.0	-13.0	-54.0	
2.543	-16.1	H	3.0	36.3	1.0	-51.5	-13.0	-38.5	
3.390	-24.8	H	3.0	35.7	1.0	-59.6	-13.0	-46.6	

Rev. 03.03.09
Note: No other emissions were detected above the system noise floor.

UL VERIFICATION SERVICES INC. FORM NO: FCC_24_22_27_90
47173 BENICIA STREET, FREMONT, CA 94538, USA TEL: (510) 771-1000 FAX: (510) 661-0888

This report shall not be reproduced except in full, without the written approval of UL Verification Services Inc.

Compliance Certification Services
Above 1GHz High Frequency Substitution Measurement

Company: Samsung
Project #: 14U18192
Date: 07/10/14
Test Engineer: S. Her, K. Ros, B. Liu
Configuration: XPosition, AC Charger,Headphones
Mode: TX, LTE BAND 5, 1.4MHz BW,16QAM

Chamber	Pre-amplifer	Filter	Limit
5m Chamber B	T34 8449B	Filter 1	Part 22

Band
LTE5
1.4MHz
16QAM

f GHz	SG reading (dBm)	Ant. Pol. (H/V)	Distance (m)	Preamp (dB)	Filter (dB)	EIRP (dBm)	Limit (dBm)	Delta (dB)	Notes
Low Channel (824.7MHz)									
1.649	-30.2	V	3.0	37.4	1.0	-66.5	-13.0	-53.5	
2.474	-27.3	V	3.0	36.4	1.0	-62.7	-13.0	-49.7	
3.299	-14.1	V	3.0	35.8	1.0	-48.9	-13.0	-35.9	
1.649	-29.6	H	3.0	37.4	1.0	-66.0	-13.0	-53.0	
2.474	-12.3	H	3.0	36.4	1.0	-47.7	-13.0	-34.7	
3.299	-25.3	H	3.0	35.8	1.0	-60.1	-13.0	-47.1	
Mid Channel (836.5MHz)									
1.673	-31.6	V	3.0	37.3	1.0	-68.0	-13.0	-55.0	
2.509	-24.7	V	3.0	36.4	1.0	-60.1	-13.0	-47.1	
3.346	-9.9	V	3.0	35.8	1.0	-44.7	-13.0	-31.7	
1.673	-31.8	H	3.0	37.3	1.0	-68.1	-13.0	-55.1	
2.509	-14.5	H	3.0	36.4	1.0	-49.9	-13.0	-36.9	
3.346	-21.3	H	3.0	35.8	1.0	-56.0	-13.0	-43.0	
High Channel (846.5MHz)									
1.693	-28.9	V	3.0	37.3	1.0	-65.2	-13.0	-52.2	
2.540	-26.3	V	3.0	36.3	1.0	-61.6	-13.0	-48.6	
3.386	-13.9	V	3.0	35.7	1.0	-48.6	-13.0	-35.6	
1.693	-29.9	H	3.0	37.3	1.0	-66.2	-13.0	-53.2	
2.540	-12.9	H	3.0	36.3	1.0	-48.3	-13.0	-35.3	
3.386	-24.2	H	3.0	35.7	1.0	-59.0	-13.0	-46.0	

Rev. 03.03.09
Note: No other emissions were detected above the system noise floor.

UL VERIFICATION SERVICES INC. FORM NO: FCC_24_22_27_90
47173 BENICIA STREET, FREMONT, CA 94538, USA TEL: (510) 771-1000 FAX: (510) 661-0888

This report shall not be reproduced except in full, without the written approval of UL Verification Services Inc.

Compliance Certification Services
Above 1GHz High Frequency Substitution Measurement

Company: Samsung
Project #: 14U18192
Date: 07/10/14
Test Engineer: S. Her, K. Ros, B. Liu
Configuration: XPosition, AC Charger,Headphones
Mode: TX, LTE BAND 5, 1.4MHz BW,QPSK

Chamber	Pre-amplifer	Filter	Limit
5m Chamber B	T34 8449B	Filter 1	Part 22

Band
LTE5
1.4MHz
QPSK

f GHz	SG reading (dBm)	Ant. Pol. (H/V)	Distance (m)	Preamp (dB)	Filter (dB)	EIRP (dBm)	Limit (dBm)	Delta (dB)	Notes
Low Channel (824.7MHz)									
1.649	-29.1	V	3.0	37.4	1.0	-65.5	-13.0	-52.5	
2.474	-24.7	V	3.0	36.4	1.0	-60.1	-13.0	-47.1	
3.299	-12.4	V	3.0	35.8	1.0	-47.2	-13.0	-34.2	
1.649	-30.2	H	3.0	37.4	1.0	-66.5	-13.0	-53.5	
2.474	-13.1	H	3.0	36.4	1.0	-48.5	-13.0	-35.5	
3.299	-19.3	H	3.0	35.8	1.0	-54.1	-13.0	-41.1	
Mid Channel (836.5MHz)									
1.673	-31.7	V	3.0	37.3	1.0	-68.1	-13.0	-55.1	
2.509	-24.4	V	3.0	36.4	1.0	-59.7	-13.0	-46.7	
3.346	-11.0	V	3.0	35.8	1.0	-45.8	-13.0	-32.8	
1.673	-31.4	H	3.0	37.3	1.0	-67.7	-13.0	-54.7	
2.509	-12.7	H	3.0	36.4	1.0	-48.0	-13.0	-35.0	
3.346	-20.5	H	3.0	35.8	1.0	-55.3	-13.0	-42.3	
High Channel (848.3MHz)									
1.697	-28.4	V	3.0	37.3	1.0	-64.7	-13.0	-51.7	
2.545	-23.9	V	3.0	36.3	1.0	-59.3	-13.0	-46.3	
3.393	-13.2	V	3.0	35.7	1.0	-47.9	-13.0	-34.9	
1.697	-29.6	H	3.0	37.3	1.0	-65.9	-13.0	-52.9	
2.545	-12.8	H	3.0	36.3	1.0	-48.1	-13.0	-35.1	
3.393	-24.4	H	3.0	35.7	1.0	-59.1	-13.0	-46.1	

Rev. 03.03.09
Note: No other emissions were detected above the system noise floor.

UL VERIFICATION SERVICES INC. FORM NO: FCC_24_22_27_90
47173 BENICIA STREET, FREMONT, CA 94538, USA TEL: (510) 771-1000 FAX: (510) 661-0888

This report shall not be reproduced except in full, without the written approval of UL Verification Services Inc.