AUTHORIZED BANDEDGE (12 CHANNEL)

HORIZONTAL PEAK AND AVERAGE PLOT

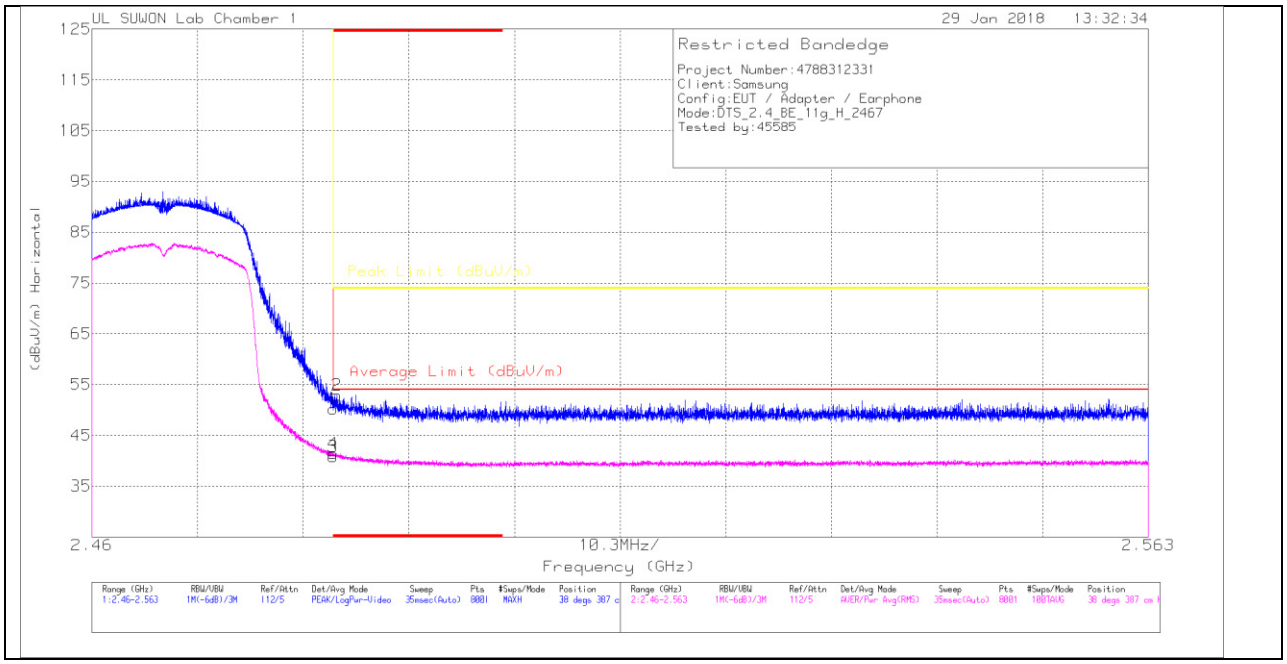

HORIZONTAL DATA

Trace Markers

Marker	Frequency (GHz)	Meter Reading (dBuV)	Det	20170531_3117_00168717	10dB_ATT(dB)_170809	DC Corr (dB)	Corrected Reading (dBuV/m)	Average Limit (dBuV/m)	Margin (dB)	Peak Limit (dBuV/m)	PK Margin (dB)	Azimuth (Degs)	Height (cm)	Polarity
1	* 2.484	44.15	Pk	31.6	-25.5	0	50.25	-	-	74	-23.75	38	387	H
2	* 2.484	46.88	Pk	31.6	-25.5	0	52.98	-	-	74	-21.02	38	387	H
3	* 2.484	34.41	RMS	31.6	-25.5	.29	40.8	54	-13.2	-	-	38	387	H
4	* 2.484	35.06	RMS	31.6	-25.5	.29	41.45	54	-12.55	-	-	38	387	H

* - indicates frequency in CFR47 Pt 15 / IC RSS-Restricted Band
Pk - Peak detector
RMS - RMS detection

UL Korea, Ltd. Suwon Laboratory FORM ID: FCC_15C
218 Maeyeong-ro, Yeongtong-gu, Suwon-si, Gyeonggi-do, 16675, Korea TEL: (031) 337-9902 FAX: (031) 213-5433
UL Korea, Ltd. Confidential
This report shall not be reproduced except in full, without the written approval of UL Korea, Ltd.

VERTICAL PEAK AND AVERAGE PLOT

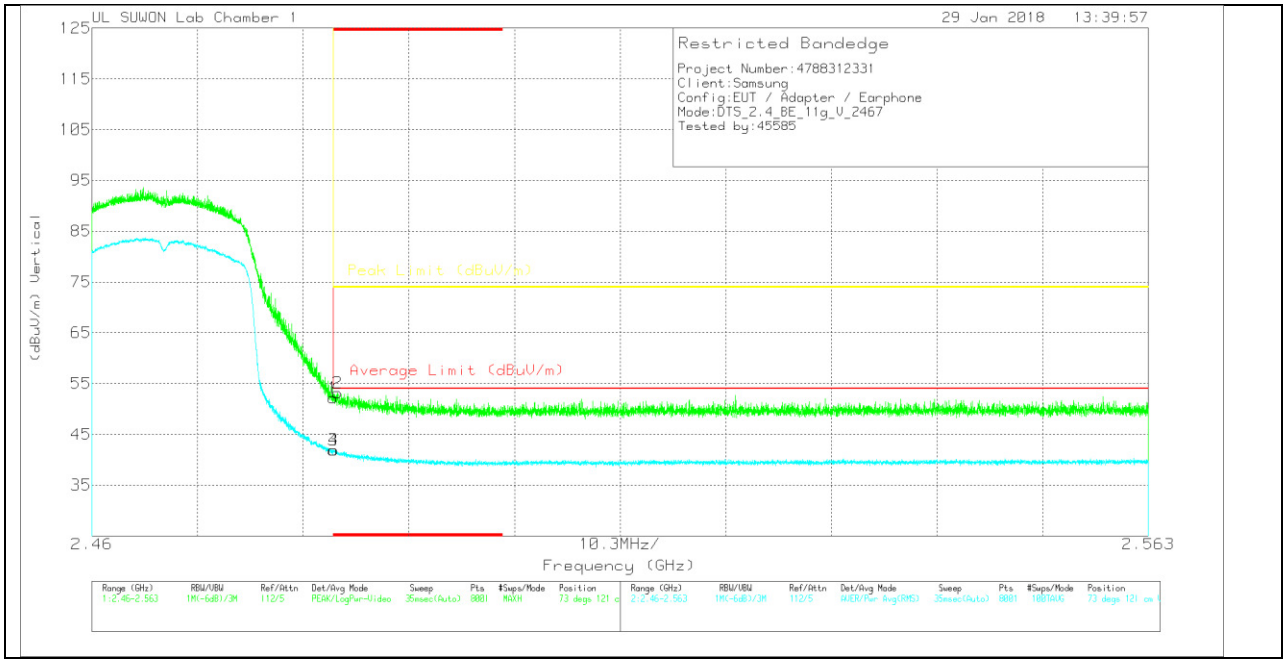

VERTICAL DATA

Trace Markers

Marker	Frequency (GHz)	Meter Reading (dBuV)	Det	20170531_3117_00168717	10dB_ATT(dB)_170809	DC Corr (dB)	Corrected Reading (dBuV/m)	Average Limit (dBuV/m)	Margin (dB)	Peak Limit (dBuV/m)	PK Margin (dB)	Azimuth (Degs)	Height (cm)	Polarity
1	* 2.484	46.04	Pk	31.6	-25.5	0	52.14	-	-	74	-21.86	73	121	V
2	* 2.484	47.07	Pk	31.6	-25.5	0	53.17	-	-	74	-20.83	73	121	V
3	* 2.484	35.54	RMS	31.6	-25.5	.29	41.93	54	-12.07	-	-	73	121	V
4	* 2.484	35.56	RMS	31.6	-25.5	.29	41.95	54	-12.05	-	-	73	121	V

* - indicates frequency in CFR47 Pt 15 / IC RSS-Restricted Band
Pk - Peak detector
RMS - RMS detection

UL Korea, Ltd. Confidential
This report shall not be reproduced except in full, without the written approval of UL Korea, Ltd.

AUTHORIZED BANDEDGE (13 CHANNEL)

HORIZONTAL PEAK AND AVERAGE PLOT

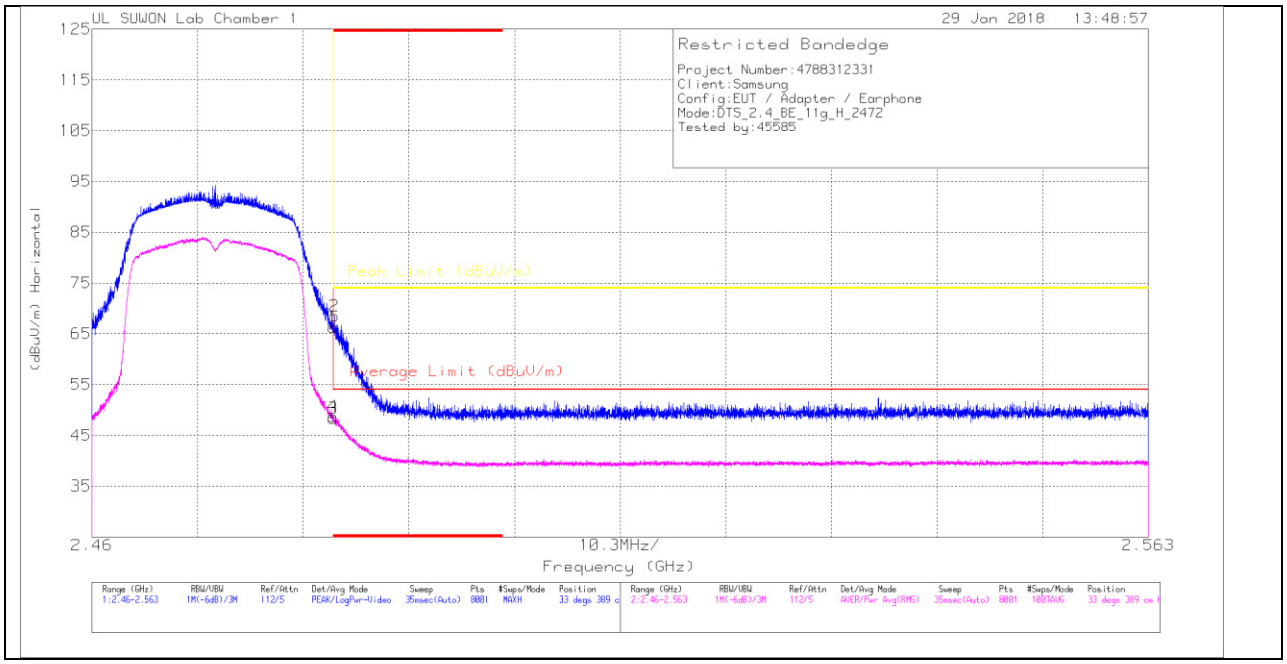

HORIZONTAL DATA

Trace Markers

Marker	Frequency (GHz)	Meter Reading (dBuV)	Det	20170531_3117_00168717	10dB_ATT(dB)_170809	DC Corr (dB)	Corrected Reading (dBuV/m)	Average Limit (dBuV/m)	Margin (dB)	Peak Limit (dBuV/m)	PK Margin (dB)	Azimuth (Degs)	Height (cm)	Polarity
1	* 2.484	60.2	Pk	31.6	-25.5	0	66.3	-	-	74	-7.7	33	389	H
2	* 2.484	62.37	Pk	31.6	-25.5	0	68.47	-	-	74	-5.53	33	389	H
3	* 2.484	41.99	RMS	31.6	-25.5	.29	48.38	54	-5.62	-	-	33	389	H
4	* 2.484	42.28	RMS	31.6	-25.5	.29	48.67	54	-5.33	-	-	33	389	H

* - indicates frequency in CFR47 Pt 15 / IC RSS-Restricted Band
Pk - Peak detector
RMS - RMS detection

UL Korea, Ltd. Suwon Laboratory FORM ID: FCC_15C
218 Maeyeong-ro, Yeongtong-gu, Suwon-si, Gyeonggi-do, 16675, Korea TEL: (031) 337-9902 FAX: (031) 213-5433
UL Korea, Ltd. Confidential
This report shall not be reproduced except in full, without the written approval of UL Korea, Ltd.

VERTICAL PEAK AND AVERAGE PLOT

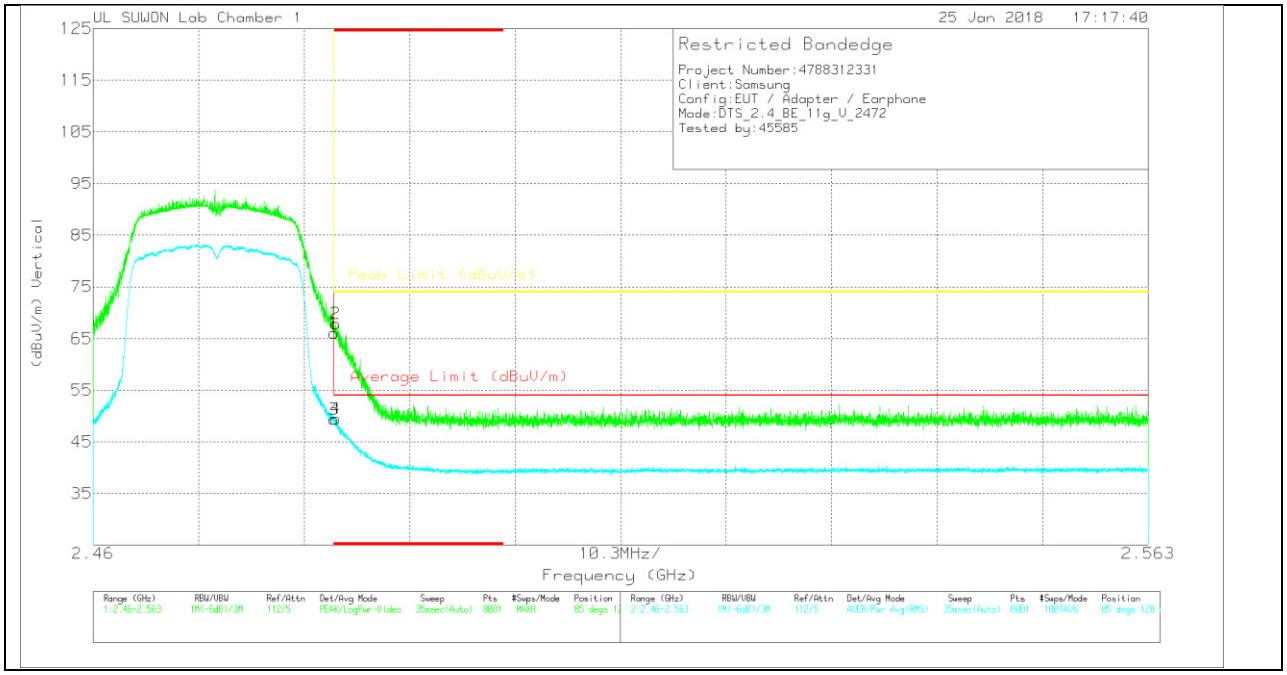

VERTICAL DATA

Trace Markers

Marker	Frequency (GHz)	Meter Reading (dBuV)	Det	20170531_3117_00168717	10dB_ATT(dB)_170809	DC Corr (dB)	Corrected Reading (dBuV/m)	Average Limit (dBuV/m)	Margin (dB)	Peak Limit (dBuV/m)	PK Margin (dB)	Azimuth (Degs)	Height (cm)	Polarity
1	* 2.484	59.97	Pk	31.6	-25.5	0	66.07	-	-	74	-7.93	85	128	V
2	* 2.484	61.78	Pk	31.6	-25.5	0	67.88	-	-	74	-6.12	85	128	V
3	* 2.484	43.01	RMS	31.6	-25.5	.29	49.4	54	-4.6	-	-	85	128	V
4	* 2.484	43.07	RMS	31.6	-25.5	.29	49.46	54	-4.54	-	-	85	128	V

* - indicates frequency in CFR47 Pt 15 / IC RSS-Restricted Band
Pk - Peak detector
RMS - RMS detection

UL Korea, Ltd. Confidential
This report shall not be reproduced except in full, without the written approval of UL Korea, Ltd.

HARMONICS AND SPURIOUS EMISSIONS

LOW CHANNEL HORIZONTAL

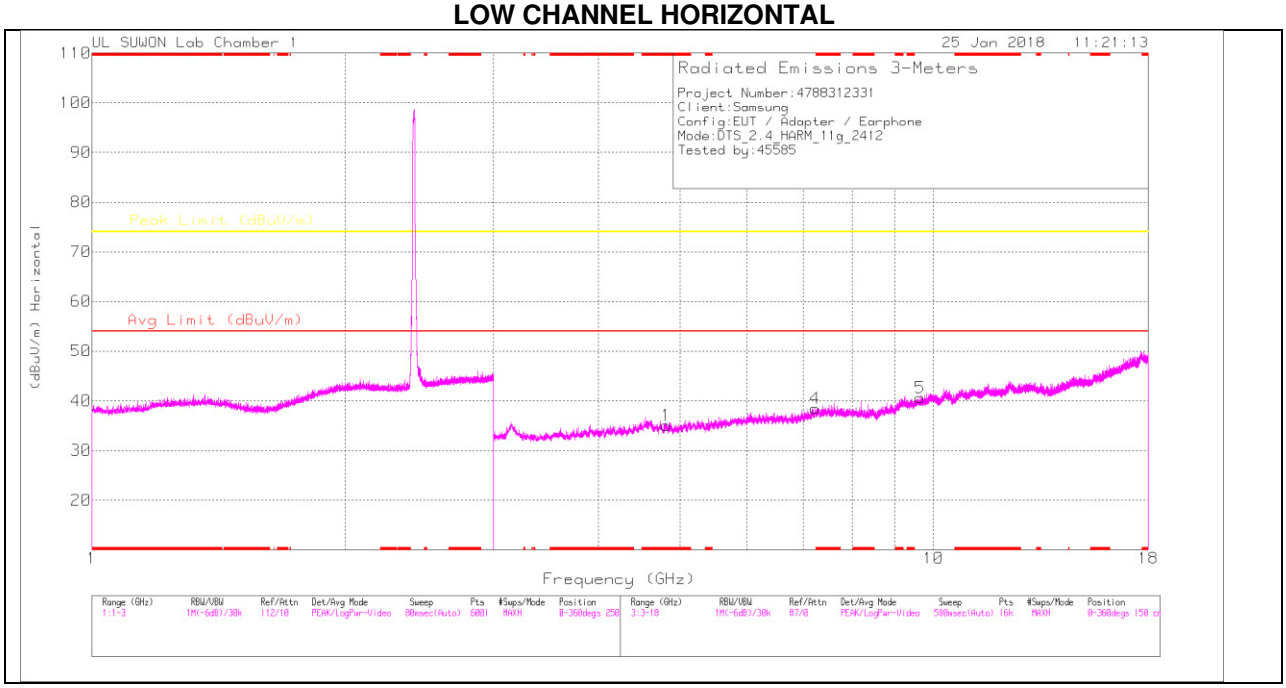

LOW CHANNEL VERTICAL

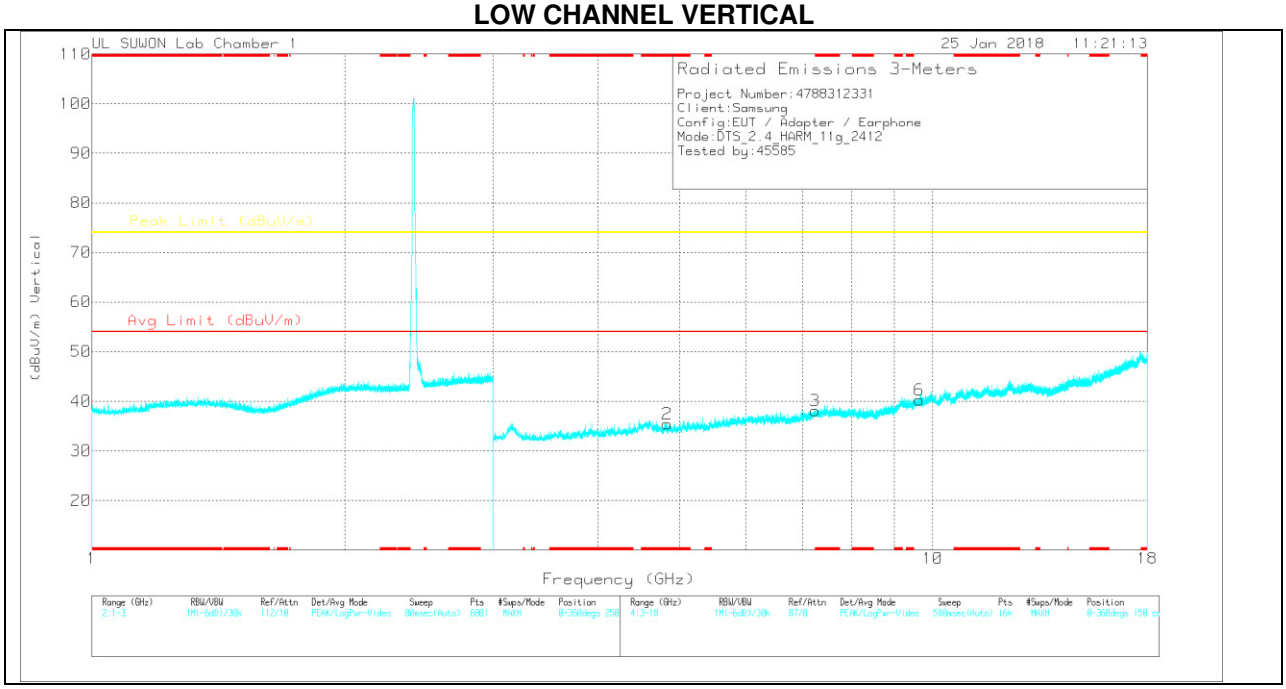

Note: Emission was scanned up to 26GHz; No emissions were detected above the noise floor which was at least 20dB below the specification limit.

UL Korea, Ltd. Suwon Laboratory FORM ID: FCC_15C
218 Maeyeong-ro, Yeongtong-gu, Suwon-si, Gyeonggi-do, 16675, Korea TEL: (031) 337-9902 FAX: (031) 213-5433
UL Korea, Ltd. Confidential
This report shall not be reproduced except in full, without the written approval of UL Korea, Ltd.

LOW CHANNEL DATA

Trace Markers

Marker	Frequency (GHz)	Meter Reading (dBuV)	Det	20170531_3117_00168717	3GHz_HP(dB)_170809	DC Corr (dB)	Corrected Reading (dBuV/m)	Avg Limit (dBuV/m)	Margin (dB)	Peak Limit (dBuV/m)	Margin (dB)	Azimuth (Degs)	Height (cm)	Polarity
1	* 4.816	32.91	PK	33.8	-31.6	0	35.11	-	-	74	-38.89	0-360	150	H
4	7.234	30.59	PK	35.9	-28	0	38.49	-	-	74	-35.51	0-360	150	H
5	9.645	27.55	PK	36.8	-23.7	0	40.65	-	-	74	-33.35	0-360	250	H
2	* 4.834	33.28	PK	33.8	-31.6	0	35.48	-	-	74	-38.52	0-360	250	V
3	7.241	30.14	PK	35.9	-28	0	38.04	-	-	74	-35.96	0-360	250	V
6	9.643	27.03	PK	36.8	-23.6	0	40.23	-	-	74	-33.77	0-360	250	V

* - indicates frequency in CFR47 Pt 15 / IC RSS-Restricted Band
PK – Peak Detector

Note: Only peak measurement was performed. Because peak measurement result of unwanted emission is less than average limit (54dBuV/m).

UL Korea, Ltd. Suwon Laboratory FORM ID: FCC_15C
218 Maeyeong-ro, Yeongtong-gu, Suwon-si, Gyeonggi-do, 16675, Korea TEL: (031) 337-9902 FAX: (031) 213-5433
UL Korea, Ltd. Confidential
This report shall not be reproduced except in full, without the written approval of UL Korea, Ltd.

MID CHANNEL HORIZONTAL

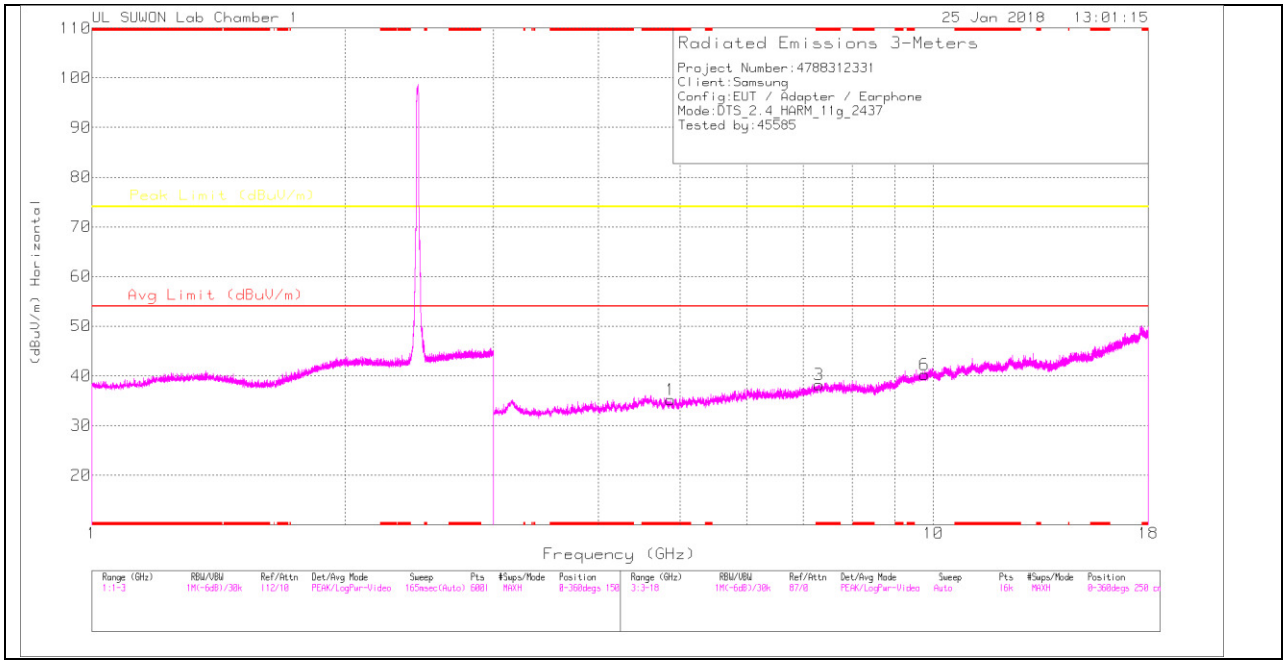

MID CHANNEL VERTICAL

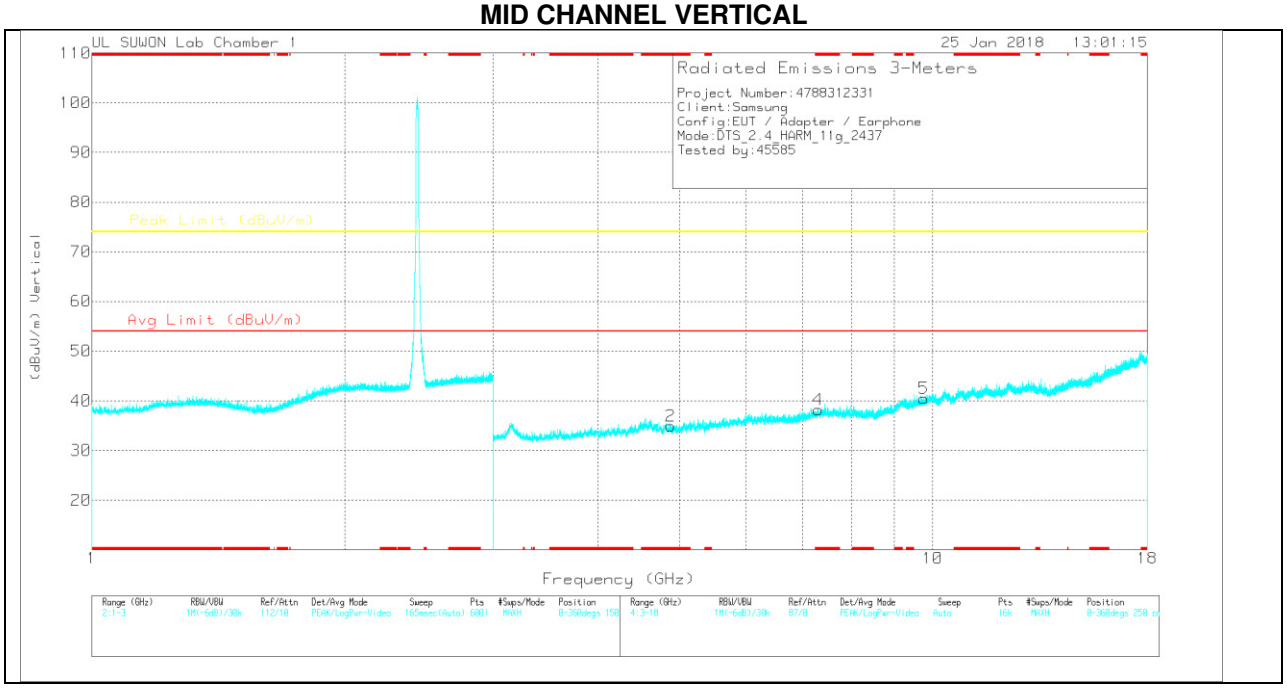

Note: Emission was scanned up to 26GHz; No emissions were detected above the noise floor which was at least 20dB below the specification limit.

UL Korea, Ltd. Confidential
This report shall not be reproduced except in full, without the written approval of UL Korea, Ltd.

MID CHANNEL DATA

Trace Markers

Marker	Frequency (GHz)	Meter Reading (dBuV)	Det	20170531_3117_00168717	3GHz_HP(dB)_170809	DC Corr (dB)	Corrected Reading (dBuV/m)	Avg Limit (dBuV/m)	Margin (dB)	Peak Limit (dBuV/m)	Margin (dB)	Azimuth (Degs)	Height (cm)	Polarity
1	* 4.867	33.03	PK	33.8	-31.7	0	35.13	-	-	74	-38.87	0-360	150	H
3	* 7.311	29.95	PK	35.9	-27.6	0	38.25	-	-	74	-35.75	0-360	250	H
6	9.751	27.52	PK	36.9	-24.2	0	40.22	-	-	74	-33.78	0-360	250	H
2	* 4.876	32.83	PK	33.8	-31.7	0	34.93	-	-	74	-39.07	0-360	150	V
4	* 7.311	29.95	PK	35.9	-27.6	0	38.25	-	-	74	-35.75	0-360	250	V
5	9.753	27.8	PK	36.9	-24.2	0	40.5	-	-	74	-33.5	0-360	150	V

* - indicates frequency in CFR47 Pt 15 / IC RSS-Restricted Band
PK – Peak Detector

Note: Only peak measurement was performed. Because peak measurement result of unwanted emission is less than average limit (54dBuV/m).

UL Korea, Ltd. Suwon Laboratory FORM ID: FCC_15C
218 Maeyeong-ro, Yeongtong-gu, Suwon-si, Gyeonggi-do, 16675, Korea TEL: (031) 337-9902 FAX: (031) 213-5433
UL Korea, Ltd. Confidential
This report shall not be reproduced except in full, without the written approval of UL Korea, Ltd.

HIGH CHANNEL HORIZONTAL

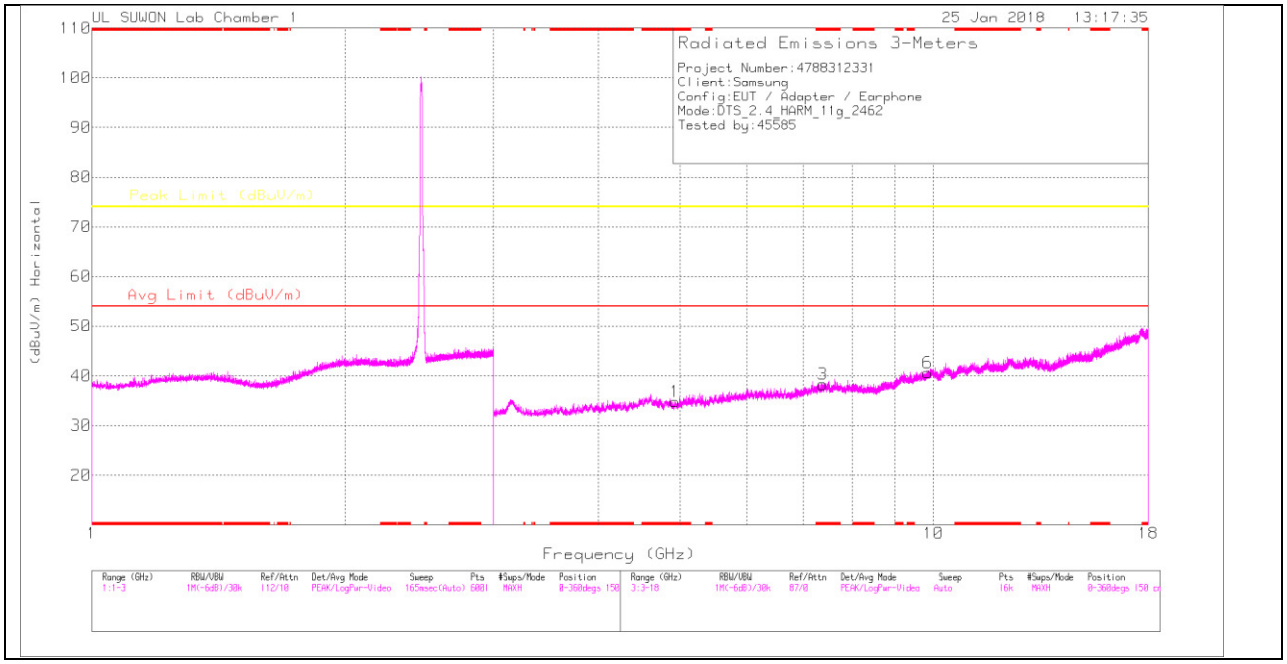

HIGH CHANNEL VERTICAL

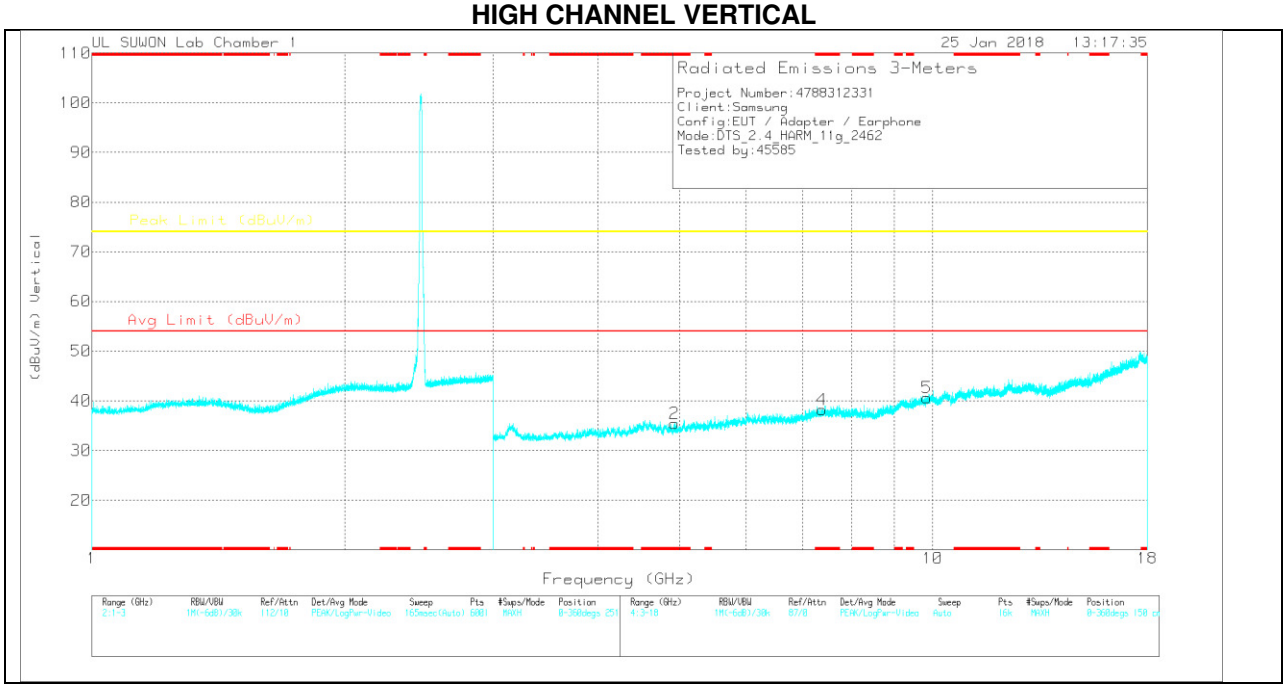

Note: Emission was scanned up to 26GHz; No emissions were detected above the noise floor which was at least 20dB below the specification limit.

UL Korea, Ltd. Suwon Laboratory FORM ID: FCC_15C
218 Maeyeong-ro, Yeongtong-gu, Suwon-si, Gyeonggi-do, 16675, Korea TEL: (031) 337-9902 FAX: (031) 213-5433
UL Korea, Ltd. Confidential
This report shall not be reproduced except in full, without the written approval of UL Korea, Ltd.

HIGH CHANNEL DATA

Trace Markers

Marker	Frequency (GHz)	Meter Reading (dBuV)	Det	20170531_3117_00168717	3GHz_HP(dB)_170809	DC Corr (dB)	Corrected Reading (dBuV/m)	Avg Limit (dBuV/m)	Margin (dB)	Peak Limit (dBuV/m)	Margin (dB)	Azimuth (Degs)	Height (cm)	Polarity
1	* 4.93	32.81	PK	33.8	-31.8	0	34.81	-	-	74	-39.19	0-360	250	H
3	* 7.382	29.68	PK	35.9	-27.3	0	38.28	-	-	74	-35.72	0-360	250	H
6	9.847	27.06	PK	37	-23.4	0	40.66	-	-	74	-33.34	0-360	250	H
2	* 4.928	33.46	PK	33.8	-31.8	0	35.46	-	-	74	-38.54	0-360	250	V
4	* 7.385	29.52	PK	35.9	-27.2	0	38.22	-	-	74	-35.78	0-360	150	V
5	9.846	27.07	PK	37	-23.5	0	40.57	-	-	74	-33.43	0-360	250	V

* - indicates frequency in CFR47 Pt 15 / IC RSS-Restricted Band
PK – Peak Detector

Note: Only peak measurement was performed. Because peak measurement result of unwanted emission is less than average limit (54dBuV/m).

UL Korea, Ltd. Suwon Laboratory FORM ID: FCC_15C
218 Maeyeong-ro, Yeongtong-gu, Suwon-si, Gyeonggi-do, 16675, Korea TEL: (031) 337-9902 FAX: (031) 213-5433
UL Korea, Ltd. Confidential
This report shall not be reproduced except in full, without the written approval of UL Korea, Ltd.

10.2.3.TX ABOVE 1 GHz 802.11n HT20 MODE IN THE 2.4 GHz BAND

RESTRICTED BANDEDGE (LOW CHANNEL)

HORIZONTAL PEAK AND AVERAGE PLOT

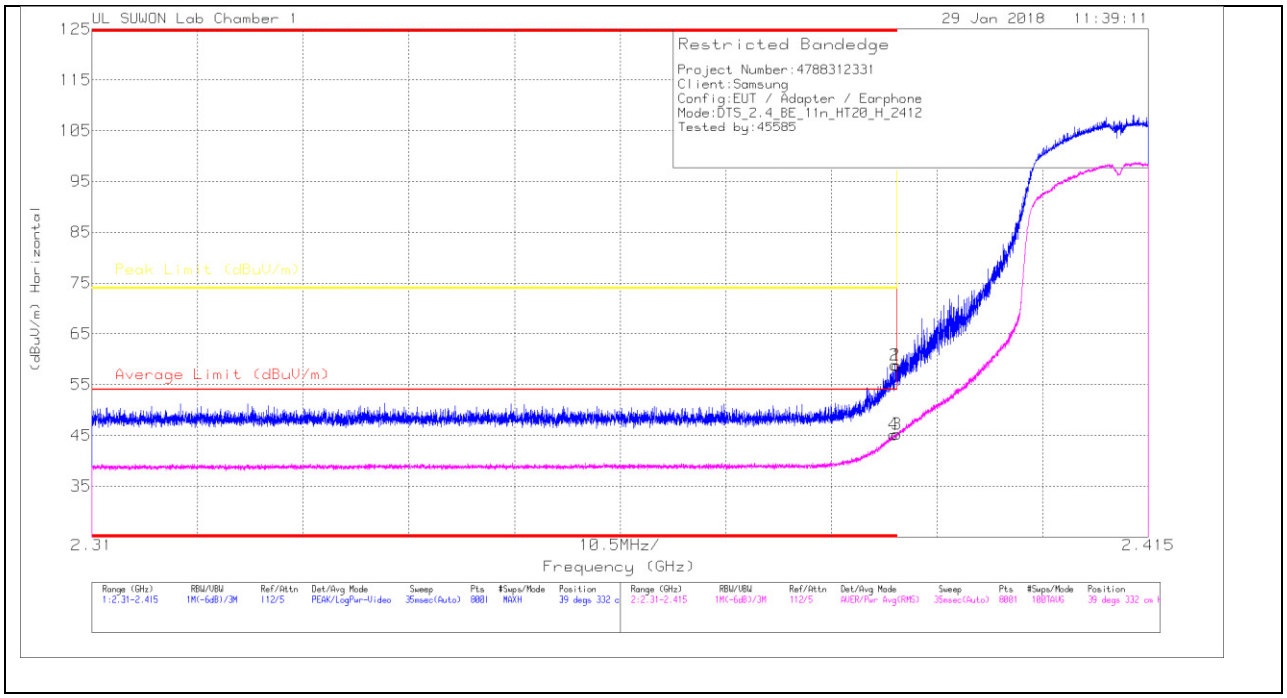

HORIZONTAL DATA

Trace Markers

Marker	Frequency (GHz)	Meter Reading (dBuV)	Det	20170531_3117_00168717	10dB_ATT(dB)_170809	DC Corr (dB)	Corrected Reading (dBuV/m)	Average Limit (dBuV/m)	Margin (dB)	Peak Limit (dBuV/m)	PK Margin (dB)	Azimuth (Degs)	Height (cm)	Polarity
1	* 2.39	53.16	Pk	31.3	-25.7	0	58.76	-	-	74	-15.24	39	332	H
2	* 2.39	53.31	Pk	31.3	-25.7	0	58.91	-	-	74	-15.09	39	332	H
3	* 2.39	39.39	RMS	31.3	-25.7	.32	45.31	54	-8.69	-	-	39	332	H
4	* 2.39	39.27	RMS	31.3	-25.7	.32	45.19	54	-8.81	-	-	39	332	H

* - indicates frequency in CFR47 Pt 15 / IC RSS-Restricted Band
Pk - Peak detector
RMS - RMS detection

UL Korea, Ltd. Suwon Laboratory FORM ID: FCC_15C
218 Maeyeong-ro, Yeongtong-gu, Suwon-si, Gyeonggi-do, 16675, Korea TEL: (031) 337-9902 FAX: (031) 213-5433
UL Korea, Ltd. Confidential
This report shall not be reproduced except in full, without the written approval of UL Korea, Ltd.

VERTICAL PEAK AND AVERAGE PLOT

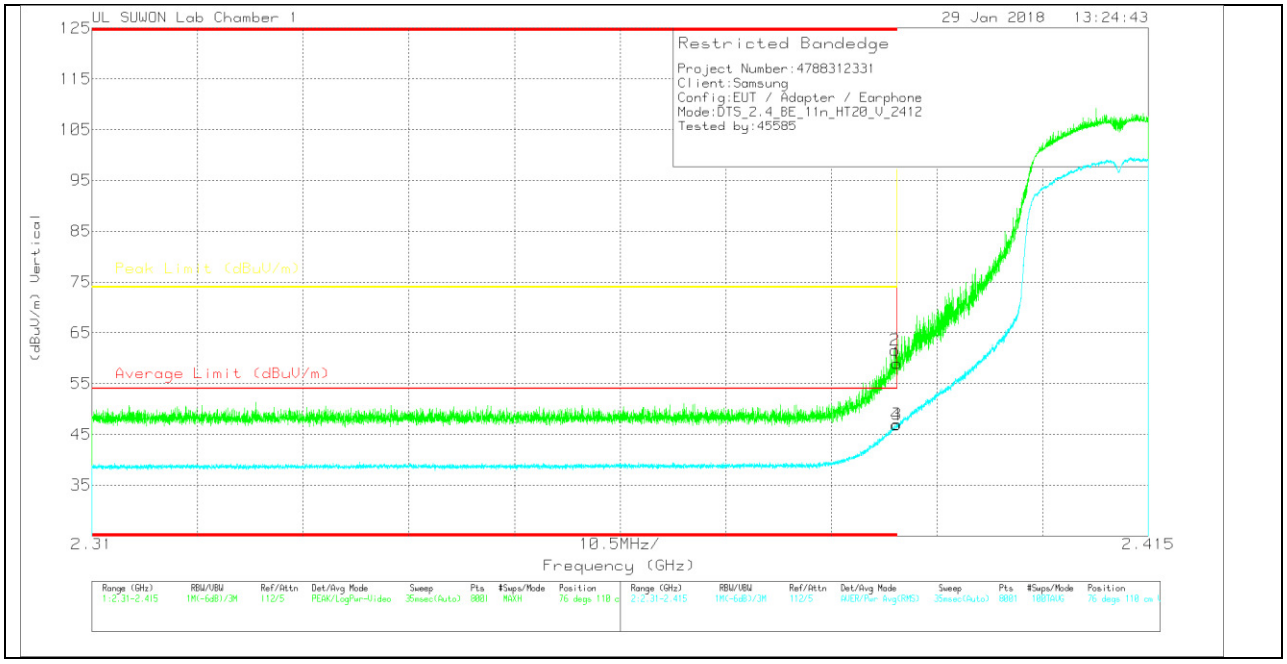

VERTICAL DATA

Trace Markers

Marker	Frequency (GHz)	Meter Reading (dBuV)	Det	20170531_3117_00168717	10dB_ATT(dB)_170809	DC Corr (dB)	Corrected Reading (dBuV/m)	Average Limit (dBuV/m)	Margin (dB)	Peak Limit (dBuV/m)	PK Margin (dB)	Azimuth (Degs)	Height (cm)	Polarity
1	* 2.39	53.43	Pk	31.3	-25.7	0	59.03	-	-	74	-14.97	76	110	V
2	* 2.39	55.96	Pk	31.3	-25.7	0	61.56	-	-	74	-12.44	76	110	V
3	* 2.39	41.09	RMS	31.3	-25.7	.32	47.01	54	-6.99	-	-	76	110	V
4	* 2.39	40.93	RMS	31.3	-25.7	.32	46.85	54	-7.15	-	-	76	110	V

* - indicates frequency in CFR47 Pt 15 / IC RSS-Restricted Band
Pk - Peak detector
RMS - RMS detection

UL Korea, Ltd. Confidential
This report shall not be reproduced except in full, without the written approval of UL Korea, Ltd.

AUTHORIZED BANDEDGE (HIGH CHANNEL)

HORIZONTAL PEAK AND AVERAGE PLOT

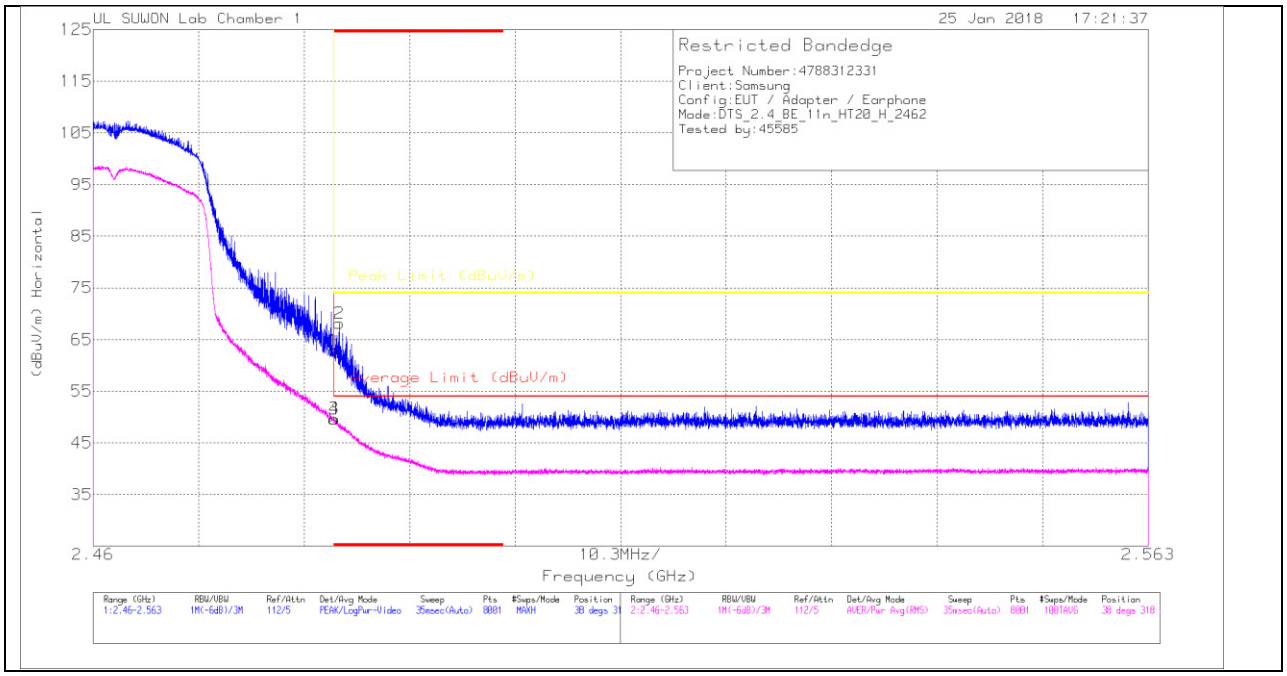

HORIZONTAL DATA

Trace Markers

Marker	Frequency (GHz)	Meter Reading (dBuV)	Det	20170531_3117_00168717	10dB_ATT(dB)_170809	DC Corr (dB)	Corrected Reading (dBuV/m)	Average Limit (dBuV/m)	Margin (dB)	Peak Limit (dBuV/m)	PK Margin (dB)	Azimuth (Degs)	Height (cm)	Polarity
1	* 2.484	56.81	Pk	31.6	-25.5	0	62.91	-	-	74	-11.09	38	318	H
2	* 2.484	62.02	Pk	31.6	-25.5	0	68.12	-	-	74	-5.88	38	318	H
3	* 2.484	43.25	RMS	31.6	-25.5	.32	49.67	54	-4.33	-	-	38	318	H
4	* 2.484	43.23	RMS	31.6	-25.5	.32	49.65	54	-4.35	-	-	38	318	H

* - indicates frequency in CFR47 Pt 15 / IC RSS-Restricted Band
Pk - Peak detector
RMS - RMS detection

UL Korea, Ltd. Confidential
This report shall not be reproduced except in full, without the written approval of UL Korea, Ltd.

VERTICAL PEAK AND AVERAGE PLOT

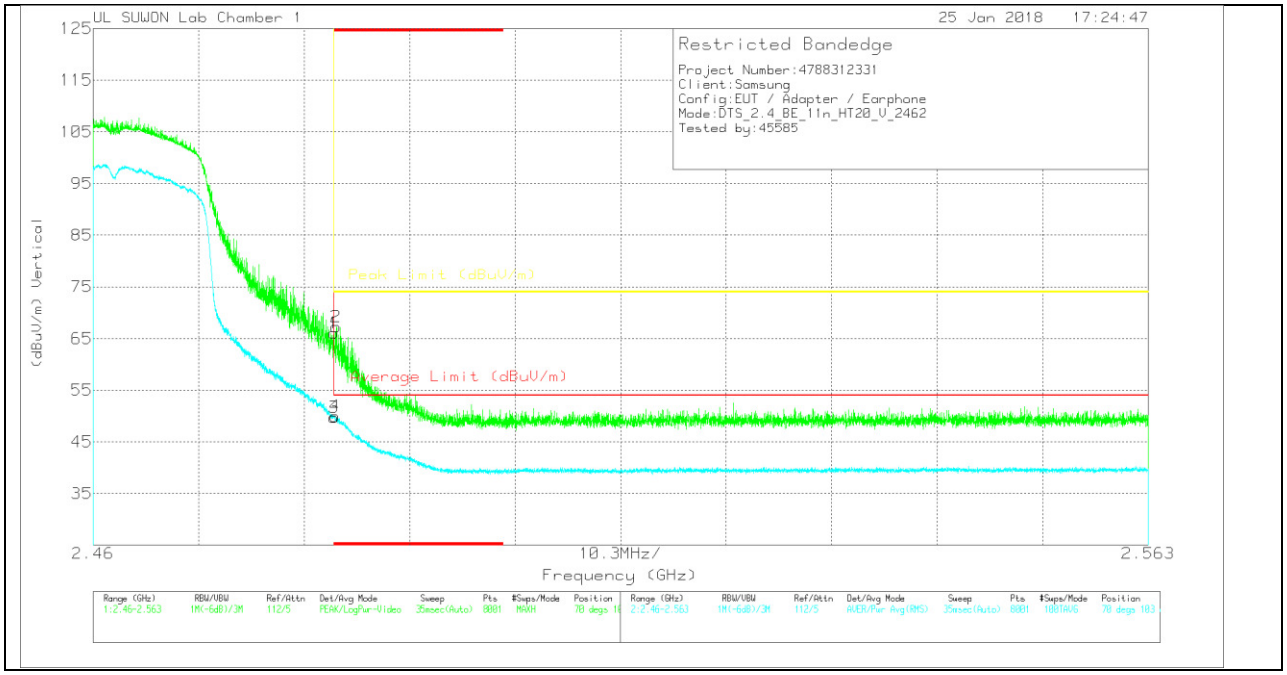

VERTICAL DATA

Trace Markers

Marker	Frequency (GHz)	Meter Reading (dBuV)	Det	20170531_3117_00168717	10dB_ATT(dB)_170809	DC Corr (dB)	Corrected Reading (dBuV/m)	Average Limit (dBuV/m)	Margin (dB)	Peak Limit (dBuV/m)	PK Margin (dB)	Azimuth (Degs)	Height (cm)	Polarity
1	* 2.484	59.95	Pk	31.6	-25.5	0	66.05	-	-	74	-7.95	70	103	V
2	* 2.484	61.17	Pk	31.6	-25.5	0	67.27	-	-	74	-6.73	70	103	V
3	* 2.484	43.33	RMS	31.6	-25.5	.32	49.75	54	-4.25	-	-	70	103	V
4	* 2.484	43.54	RMS	31.6	-25.5	.32	49.96	54	-4.04	-	-	70	103	V

* - indicates frequency in CFR47 Pt 15 / IC RSS-Restricted Band
Pk - Peak detector
RMS - RMS detection

UL Korea, Ltd. Confidential
This report shall not be reproduced except in full, without the written approval of UL Korea, Ltd.

AUTHORIZED BANDEDGE (12 CHANNEL)

HORIZONTAL PEAK AND AVERAGE PLOT

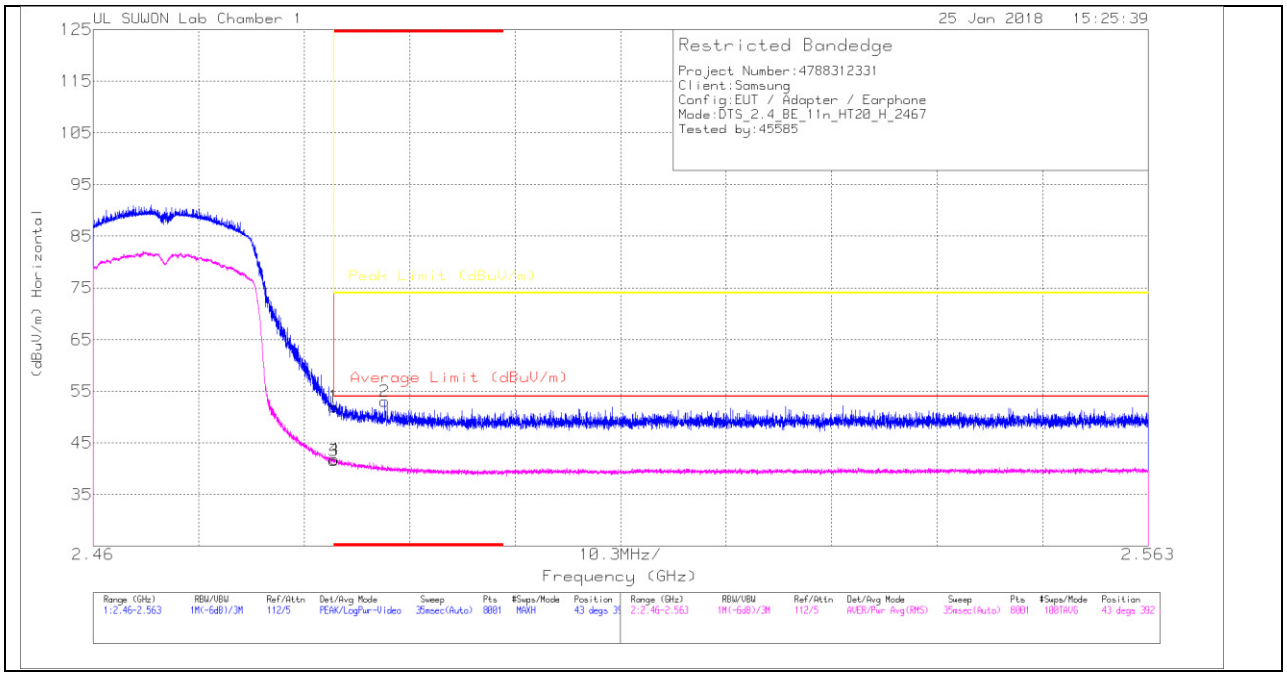

HORIZONTAL DATA

Trace Markers

Marker	Frequency (GHz)	Meter Reading (dBuV)	Det	20170531_3117_00168717	10dB_ATT(dB)_170809	DC Corr (dB)	Corrected Reading (dBuV/m)	Average Limit (dBuV/m)	Margin (dB)	Peak Limit (dBuV/m)	PK Margin (dB)	Azimuth (Degs)	Height (cm)	Polarity
1	* 2.484	45.89	Pk	31.6	-25.5	0	51.99	-	-	74	-22.01	43	392	H
2	* 2.488	46.82	Pk	31.6	-25.4	0	53.02	-	-	74	-20.98	43	392	H
3	* 2.484	35.16	RMS	31.6	-25.5	.32	41.58	54	-12.42	-	-	43	392	H
4	* 2.484	35.39	RMS	31.6	-25.5	.32	41.81	54	-12.19	-	-	43	392	H

* - indicates frequency in CFR47 Pt 15 / IC RSS-Restricted Band
Pk - Peak detector
RMS - RMS detection

UL Korea, Ltd. Confidential
This report shall not be reproduced except in full, without the written approval of UL Korea, Ltd.

VERTICAL PEAK AND AVERAGE PLOT

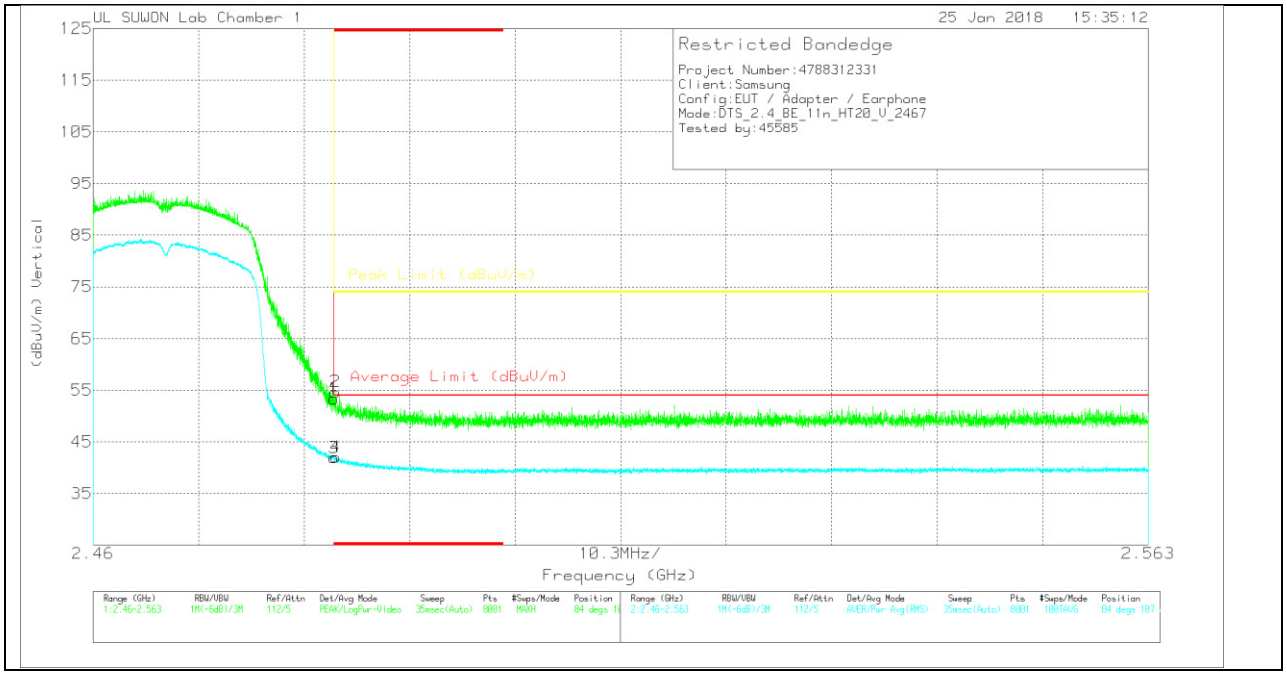

VERTICAL DATA

Trace Markers

Marker	Frequency (GHz)	Meter Reading (dBuV)	Det	20170531_3117_00168717	10dB_ATT(dB)_170809	DC Corr (dB)	Corrected Reading (dBuV/m)	Average Limit (dBuV/m)	Margin (dB)	Peak Limit (dBuV/m)	PK Margin (dB)	Azimuth (Degs)	Height (cm)	Polarity
1	* 2.484	47.26	Pk	31.6	-25.5	0	53.36	-	-	74	-20.64	84	107	V
2	* 2.484	48.58	Pk	31.6	-25.5	0	54.68	-	-	74	-19.32	84	107	V
3	* 2.484	35.53	RMS	31.6	-25.5	.32	41.95	54	-12.05	-	-	84	107	V
4	* 2.484	35.66	RMS	31.6	-25.5	.32	42.08	54	-11.92	-	-	84	107	V

* - indicates frequency in CFR47 Pt 15 / IC RSS-Restricted Band
Pk - Peak detector
RMS - RMS detection

UL Korea, Ltd. Confidential
This report shall not be reproduced except in full, without the written approval of UL Korea, Ltd.

AUTHORIZED BANDEDGE (13 CHANNEL)

HORIZONTAL PEAK AND AVERAGE PLOT

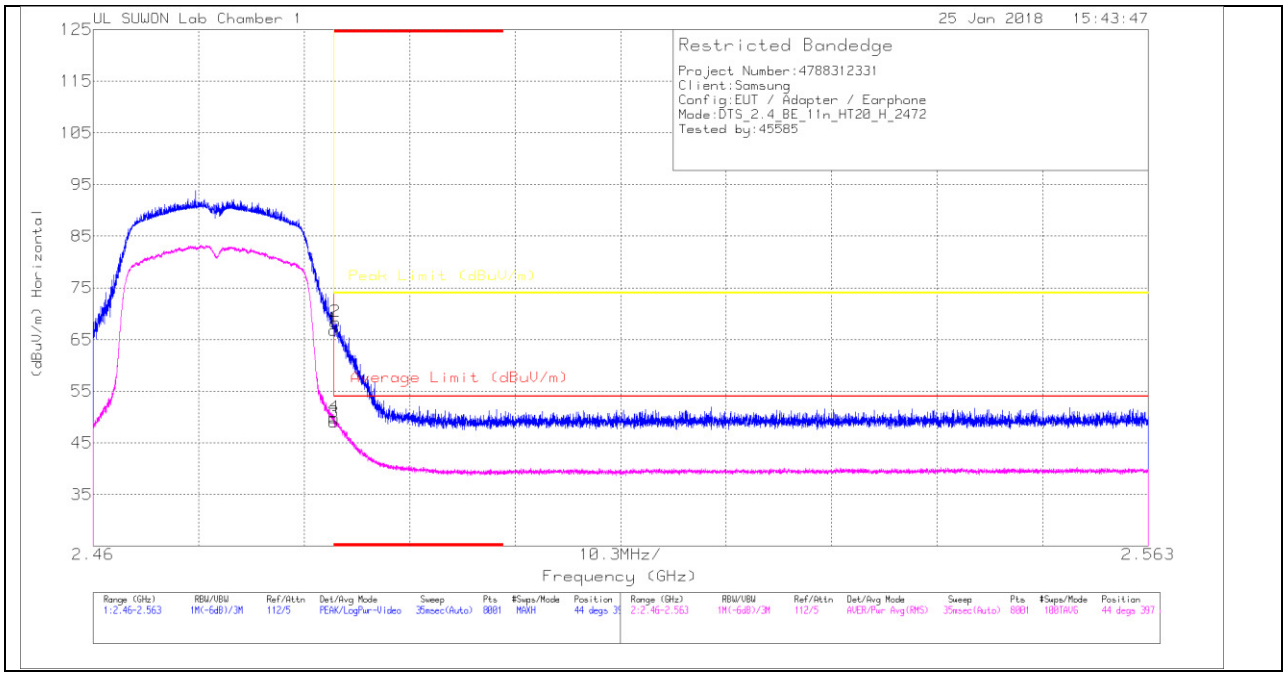

HORIZONTAL DATA

Trace Markers

Marker	Frequency (GHz)	Meter Reading (dBuV)	Det	20170531_3117_00168717	10dB_ATT(dB)_170809	DC Corr (dB)	Corrected Reading (dBuV/m)	Average Limit (dBuV/m)	Margin (dB)	Peak Limit (dBuV/m)	PK Margin (dB)	Azimuth (Degs)	Height (cm)	Polarity
1	* 2.484	60.73	Pk	31.6	-25.5	0	66.83	-	-	74	-7.17	44	397	H
2	* 2.484	62.33	Pk	31.6	-25.5	0	68.43	-	-	74	-5.57	44	397	H
3	* 2.484	42.58	RMS	31.6	-25.5	.32	49	54	-5	-	-	44	397	H
4	* 2.484	43.5	RMS	31.6	-25.5	.32	49.92	54	-4.08	-	-	44	397	H

* - indicates frequency in CFR47 Pt 15 / IC RSS-Restricted Band
Pk - Peak detector
RMS - RMS detection

UL Korea, Ltd. Confidential
This report shall not be reproduced except in full, without the written approval of UL Korea, Ltd.

VERTICAL PEAK AND AVERAGE PLOT

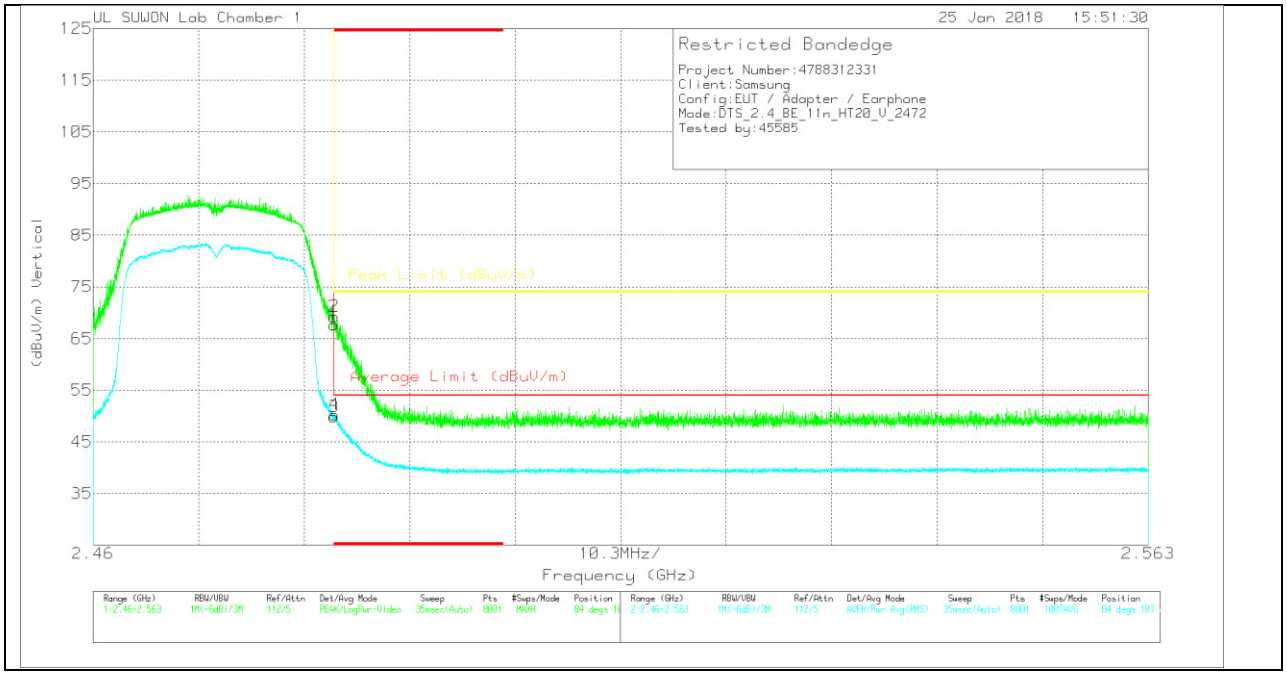

VERTICAL DATA

Trace Markers

Marker	Frequency (GHz)	Meter Reading (dBuV)	Det	20170531_3117_00168717	10dB_ATT(dB)_170809	DC Corr (dB)	Corrected Reading (dBuV/m)	Average Limit (dBuV/m)	Margin (dB)	Peak Limit (dBuV/m)	PK Margin (dB)	Azimuth (Degs)	Height (cm)	Polarity
1	* 2.484	61.6	Pk	31.6	-25.5	0	67.7	-	-	74	-6.3	84	107	V
2	* 2.484	63.16	Pk	31.6	-25.5	0	69.26	-	-	74	-4.74	84	107	V
3	* 2.484	43.46	RMS	31.6	-25.5	.32	49.88	54	-4.12	-	-	84	107	V
4	* 2.484	43.88	RMS	31.6	-25.5	.32	50.3	54	-3.7	-	-	84	107	V

* - indicates frequency in CFR47 Pt 15 / IC RSS-Restricted Band
Pk - Peak detector
RMS - RMS detection

UL Korea, Ltd. Confidential
This report shall not be reproduced except in full, without the written approval of UL Korea, Ltd.

HARMONICS AND SPURIOUS EMISSIONS

LOW CHANNEL HORIZONTAL

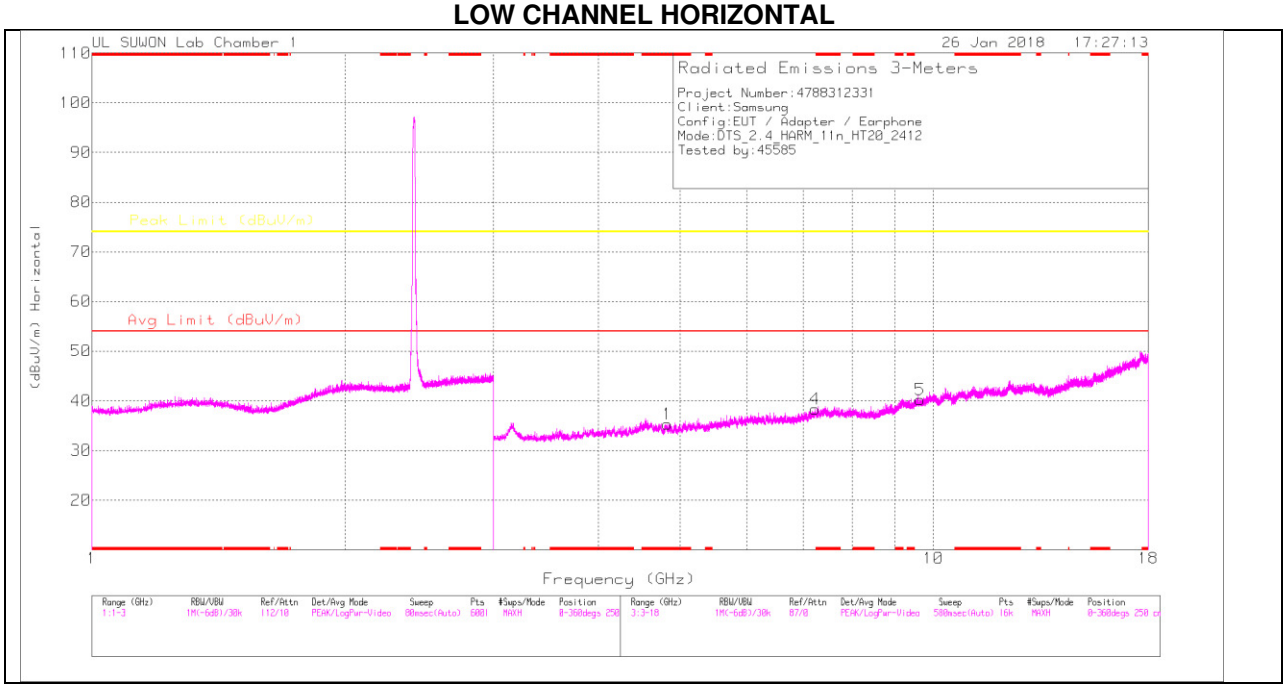

LOW CHANNEL VERTICAL

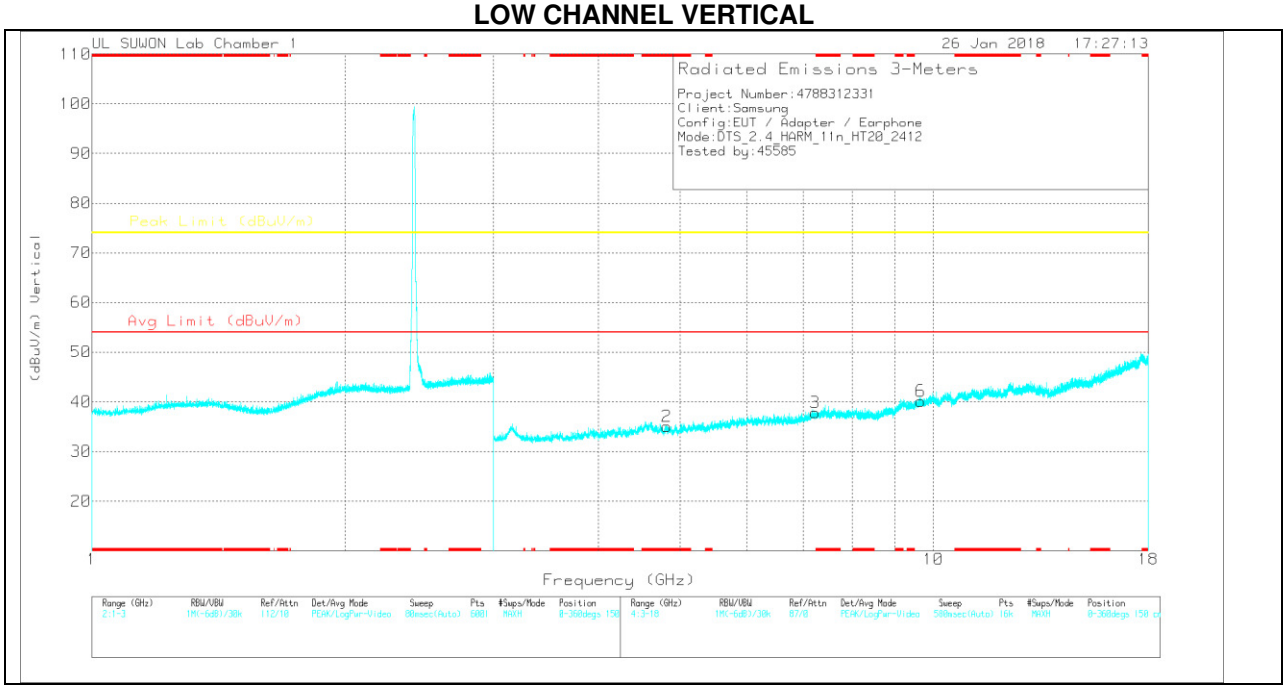

Note: Emission was scanned up to 26GHz; No emissions were detected above the noise floor which was at least 20dB below the specification limit.

UL Korea, Ltd. Confidential
This report shall not be reproduced except in full, without the written approval of UL Korea, Ltd.

LOW CHANNEL DATA

Trace Markers

Marker	Frequency (GHz)	Meter Reading (dBuV)	Det	20170531_3117_00168717	3GHz_HP(dB)_170809	DC Corr (dB)	Corrected Reading (dBuV/m)	Avg Limit (dBuV/m)	Margin (dB)	Peak Limit (dBuV/m)	Margin (dB)	Azimuth (Degs)	Height (cm)	Polarity
1	* 4.828	33.05	PK	33.8	-31.6	0	35.25	-	-	74	-38.75	0-360	150	H
4	7.236	30.45	PK	35.9	-28	0	38.35	-	-	74	-35.65	0-360	250	H
5	9.648	27.11	PK	36.8	-23.7	0	40.21	-	-	74	-33.79	0-360	150	H
2	* 4.821	32.86	PK	33.8	-31.6	0	35.06	-	-	74	-38.94	0-360	150	V
3	7.24	29.93	PK	35.9	-28	0	37.83	-	-	74	-36.17	0-360	150	V
6	9.65	27.07	PK	36.8	-23.7	0	40.17	-	-	74	-33.83	0-360	250	V

* - indicates frequency in CFR47 Pt 15 / IC RSS-Restricted Band
PK – Peak Detector

Note: Only peak measurement was performed. Because peak measurement result of unwanted emission is less than average limit (54dBuV/m).

UL Korea, Ltd. Suwon Laboratory FORM ID: FCC_15C
218 Maeyeong-ro, Yeongtong-gu, Suwon-si, Gyeonggi-do, 16675, Korea TEL: (031) 337-9902 FAX: (031) 213-5433
UL Korea, Ltd. Confidential
This report shall not be reproduced except in full, without the written approval of UL Korea, Ltd.

MID CHANNEL HORIZONTAL

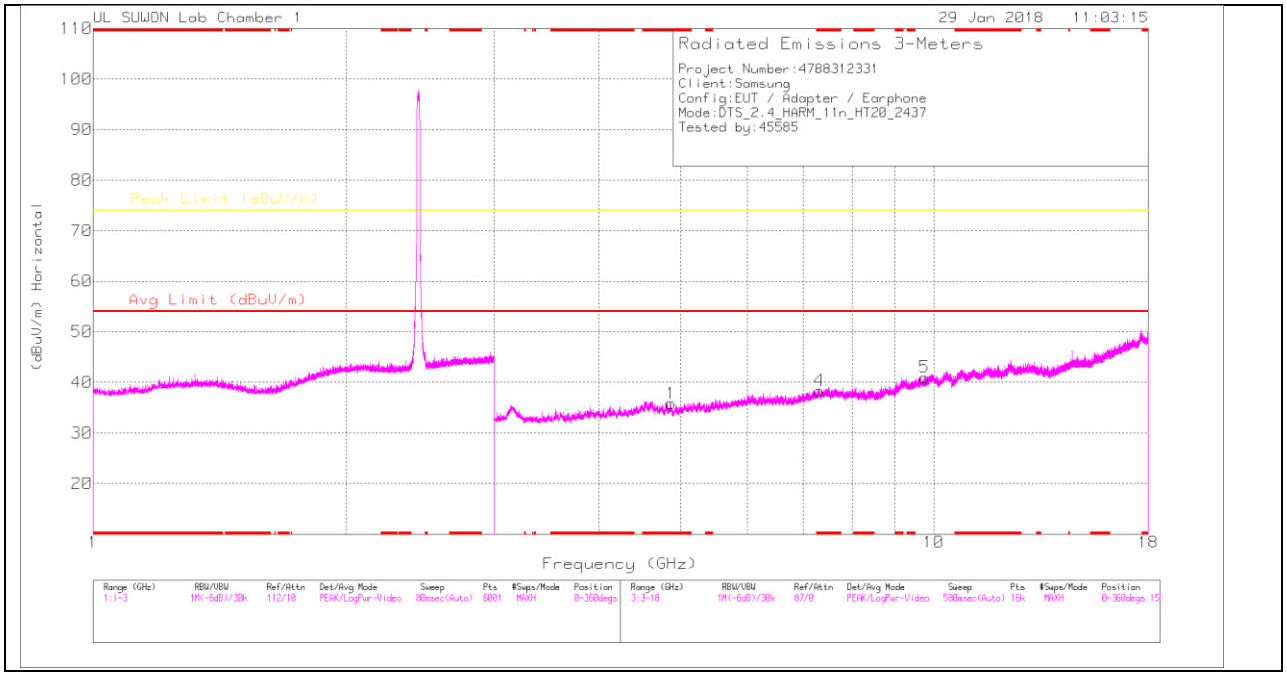

MID CHANNEL VERTICAL

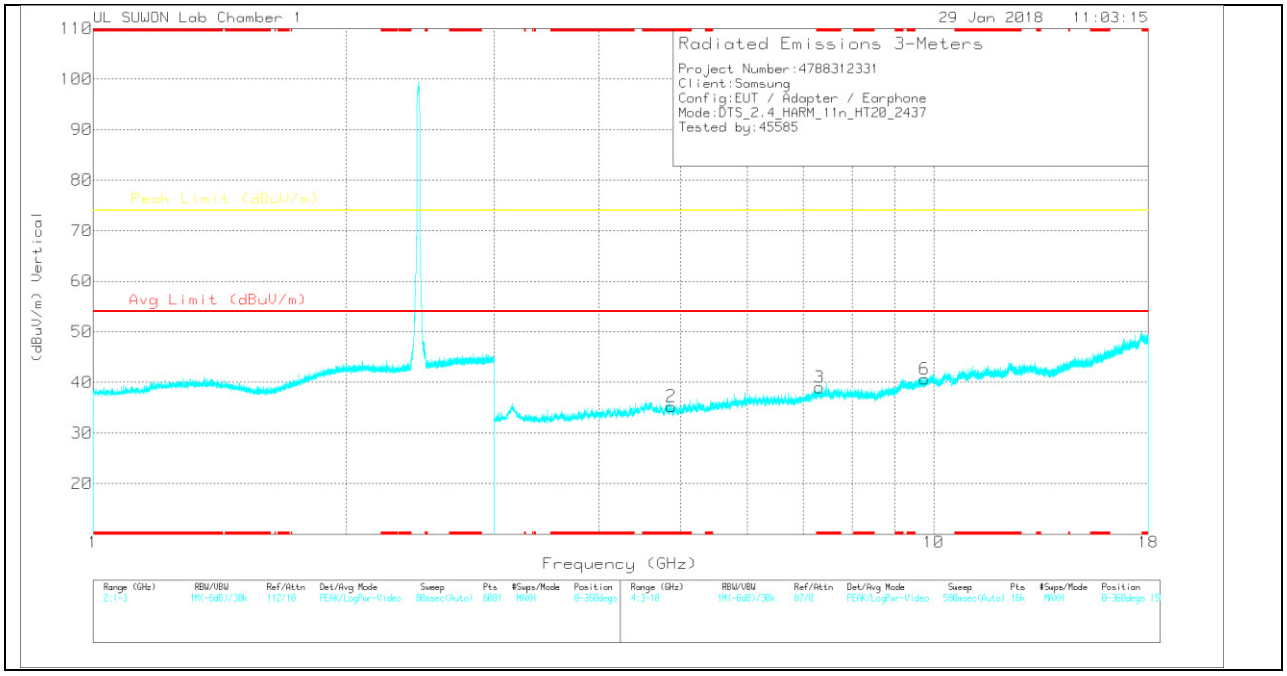

Note: Emission was scanned up to 26GHz; No emissions were detected above the noise floor which was at least 20dB below the specification limit.

UL Korea, Ltd. Suwon Laboratory FORM ID: FCC_15C
218 Maeyeong-ro, Yeongtong-gu, Suwon-si, Gyeonggi-do, 16675, Korea TEL: (031) 337-9902 FAX: (031) 213-5433
UL Korea, Ltd. Confidential
This report shall not be reproduced except in full, without the written approval of UL Korea, Ltd.

MID CHANNEL DATA

Trace Markers

Marker	Frequency (GHz)	Meter Reading (dBuV)	Det	20170531_3117_00168717	3GHz_HP(dB)_170809	DC Corr (dB)	Corrected Reading (dBuV/m)	Avg Limit (dBuV/m)	Margin (dB)	Peak Limit (dBuV/m)	Margin (dB)	Azimuth (Degs)	Height (cm)	Polarity
1	* 4.876	33.7	PK	33.8	-31.7	0	35.8	-	-	74	-38.2	0-360	150	H
4	* 7.316	30.04	PK	35.9	-27.6	0	38.34	-	-	74	-35.66	0-360	150	H
5	9.746	28.27	PK	36.9	-24.2	0	40.97	-	-	74	-33.03	0-360	250	H
2	* 4.873	33.13	PK	33.8	-31.7	0	35.23	-	-	74	-38.77	0-360	250	V
3	* 7.319	30.71	PK	35.9	-27.6	0	39.01	-	-	74	-34.99	0-360	250	V
6	9.746	27.94	PK	36.9	-24.2	0	40.64	-	-	74	-33.36	0-360	250	V

* - indicates frequency in CFR47 Pt 15 / IC RSS-Restricted Band
PK – Peak Detector

Note: Only peak measurement was performed. Because peak measurement result of unwanted emission is less than average limit (54dBuV/m).

UL Korea, Ltd. Suwon Laboratory FORM ID: FCC_15C
218 Maeyeong-ro, Yeongtong-gu, Suwon-si, Gyeonggi-do, 16675, Korea TEL: (031) 337-9902 FAX: (031) 213-5433
UL Korea, Ltd. Confidential
This report shall not be reproduced except in full, without the written approval of UL Korea, Ltd.

HIGH CHANNEL HORIZONTAL

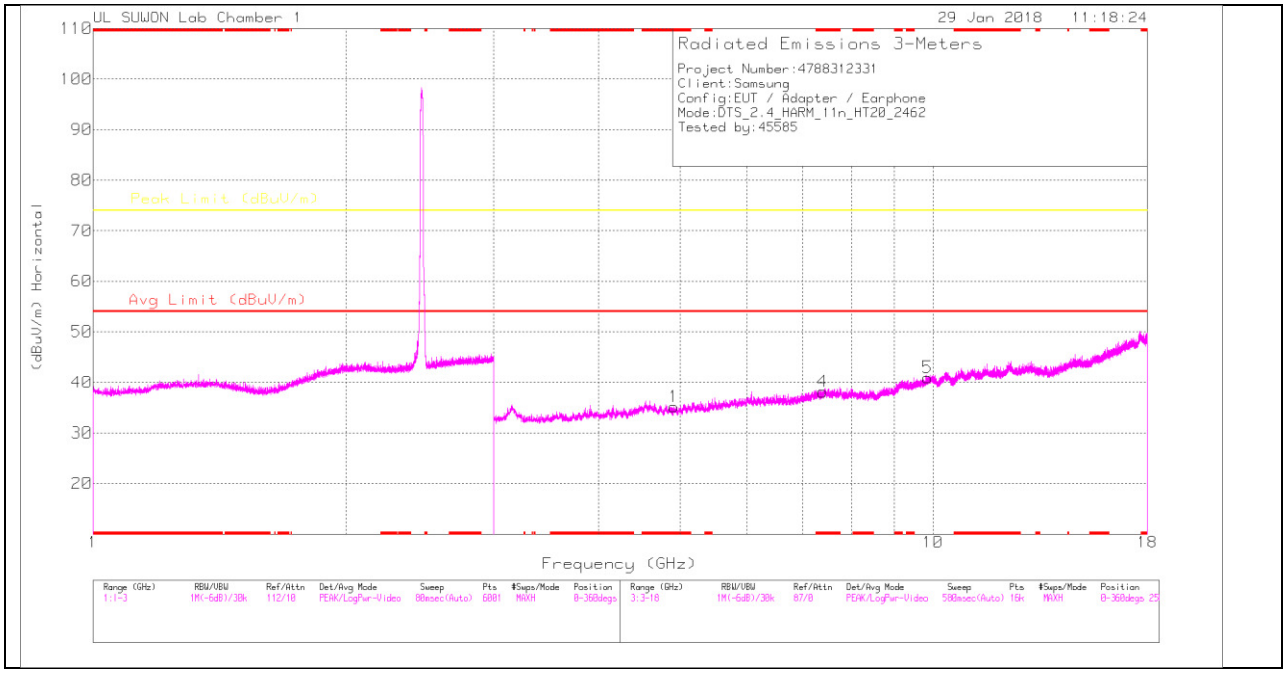

HIGH CHANNEL VERTICAL

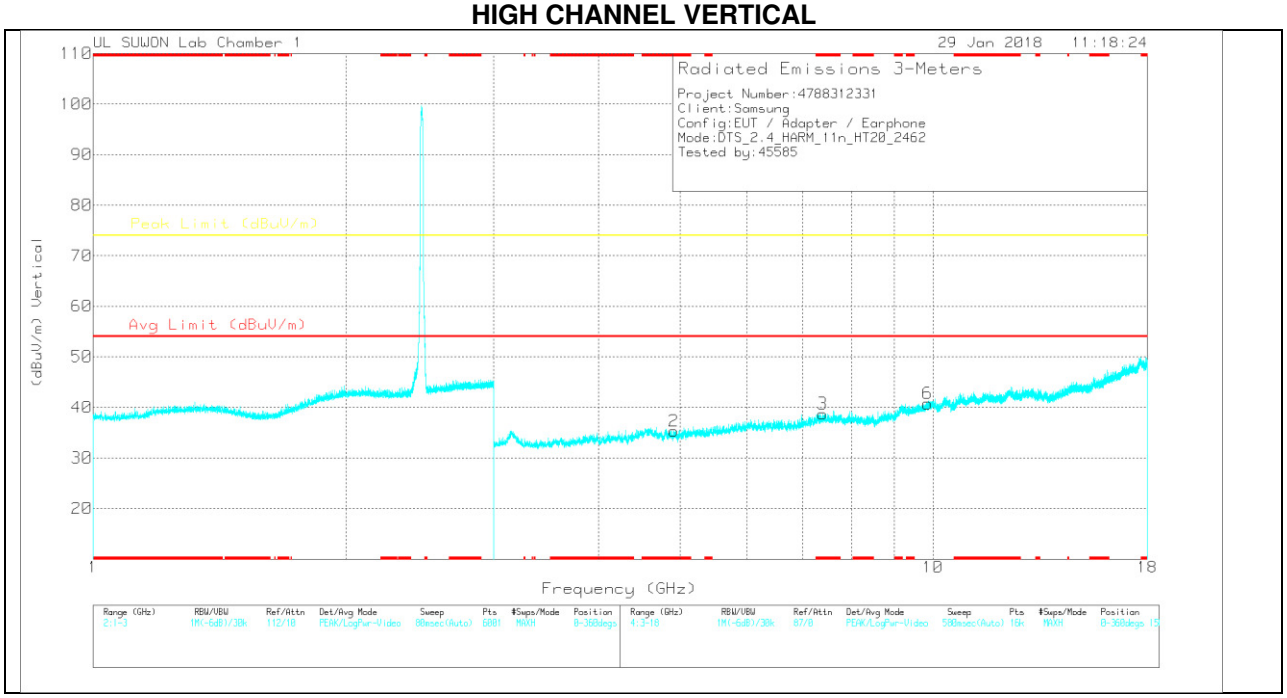

Note: Emission was scanned up to 26GHz; No emissions were detected above the noise floor which was at least 20dB below the specification limit.

UL Korea, Ltd. Suwon Laboratory FORM ID: FCC_15C
218 Maeyeong-ro, Yeongtong-gu, Suwon-si, Gyeonggi-do, 16675, Korea TEL: (031) 337-9902 FAX: (031) 213-5433
UL Korea, Ltd. Confidential
This report shall not be reproduced except in full, without the written approval of UL Korea, Ltd.

HIGH CHANNEL DATA

Trace Markers

Marker	Frequency (GHz)	Meter Reading (dBuV)	Det	20170531_3117_00168717	3GHz_HP(dB)_170809	DC Corr (dB)	Corrected Reading (dBuV/m)	Avg Limit (dBuV/m)	Margin (dB)	Peak Limit (dBuV/m)	Margin (dB)	Azimuth (Degs)	Height (cm)	Polarity
1	* 4.918	33.16	PK	33.8	-31.8	0	35.16	-	-	74	-38.84	0-360	250	H
4	* 7.393	29.34	PK	35.9	-27.1	0	38.14	-	-	74	-35.86	0-360	250	H
5	9.847	27.33	PK	37	-23.4	0	40.93	-	-	74	-33.07	0-360	250	H
2	* 4.917	33.3	PK	33.8	-31.8	0	35.3	-	-	74	-38.7	0-360	251	V
3	* 7.388	30	PK	35.9	-27.2	0	38.7	-	-	74	-35.3	0-360	251	V
6	9.853	27.14	PK	37	-23.4	0	40.74	-	-	74	-33.26	0-360	150	V

* - indicates frequency in CFR47 Pt 15 / IC RSS-Restricted Band
PK – Peak Detector

Note: Only peak measurement was performed. Because peak measurement result of unwanted emission is less than average limit (54dBuV/m).

UL Korea, Ltd. Suwon Laboratory FORM ID: FCC_15C
218 Maeyeong-ro, Yeongtong-gu, Suwon-si, Gyeonggi-do, 16675, Korea TEL: (031) 337-9902 FAX: (031) 213-5433
UL Korea, Ltd. Confidential
This report shall not be reproduced except in full, without the written approval of UL Korea, Ltd.

10.3. WORST-CASE BELOW 1 GHz

SPURIOUS EMISSIONS 30 TO 1000 MHz (WORST-CASE CONFIGURATION, HORIZONTAL)

HORIZONTAL PLOT

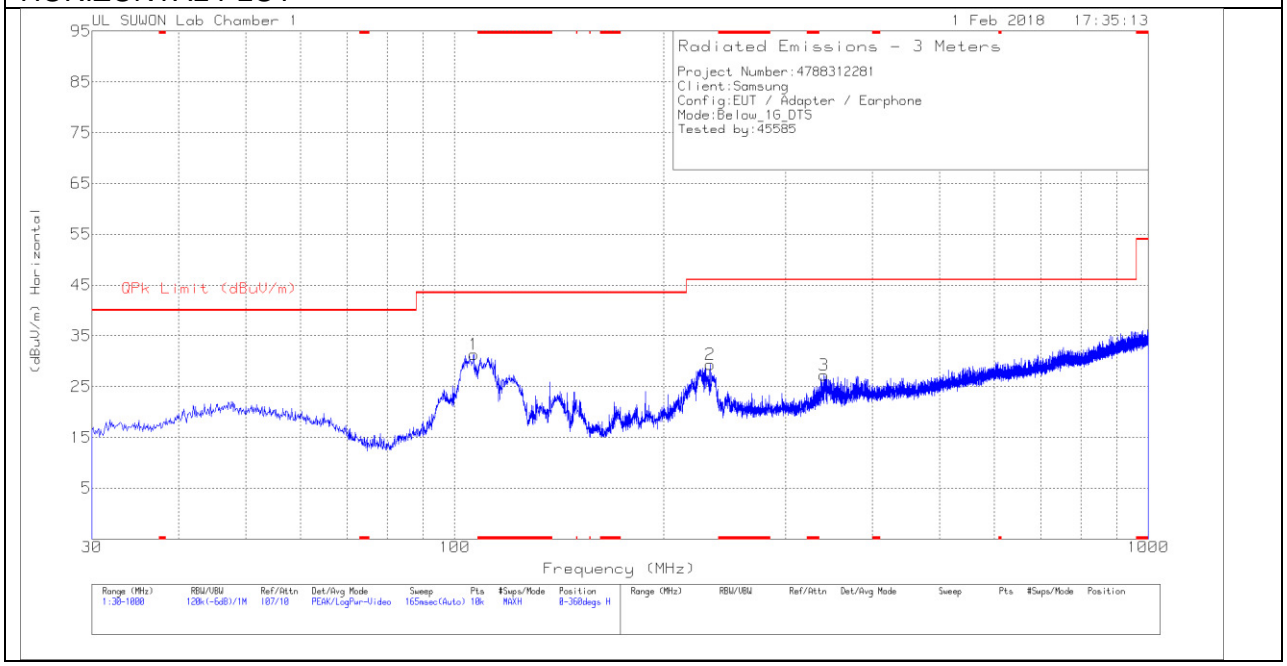

SPURIOUS EMISSIONS 30 TO 1000 MHz (WORST-CASE CONFIGURATION, VERTICAL)

VERTICAL PLOT

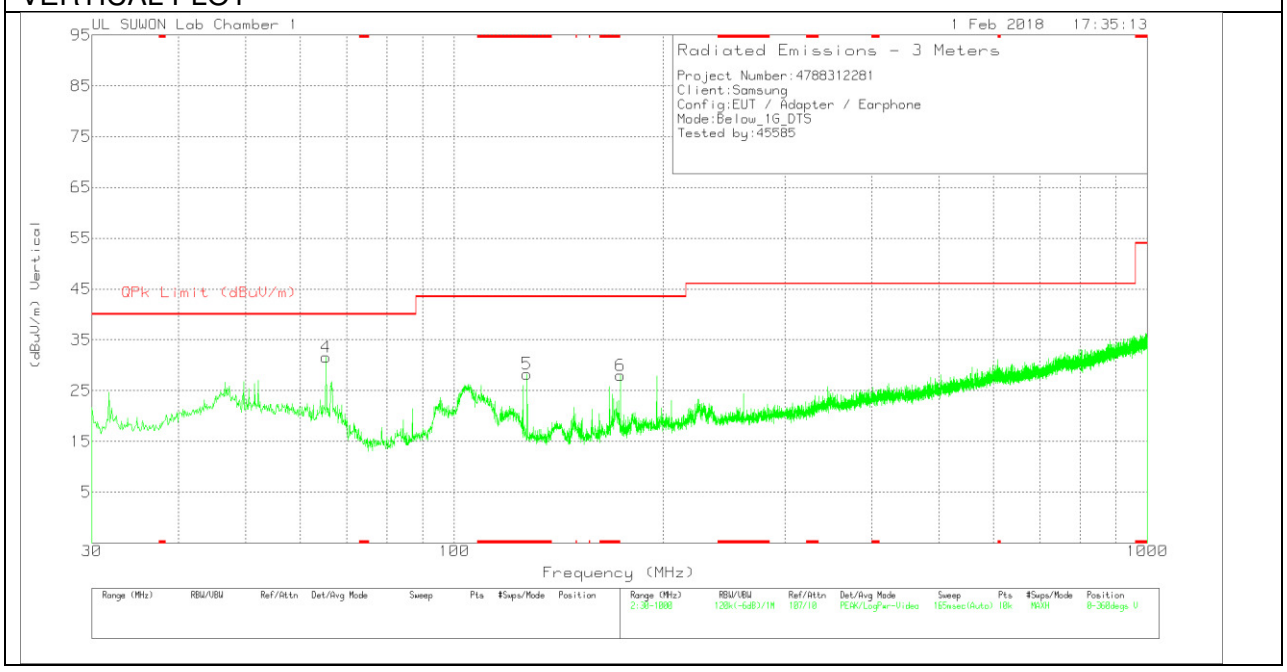

UL Korea, Ltd. Confidential
This report shall not be reproduced except in full, without the written approval of UL Korea, Ltd.

Below 1G Data

Trace Markers

Marker	Frequency (MHz)	Meter Reading (dBuV)	Det	750_20170831	30-1000MHz[dB]	Corrected Reading (dBuV/m)	QPk Limit (dBuV/m)	Margin (dB)	Azimuth (Degs)	Height (cm)	Polarity
1	106.533	42.18	Pk	17.4	-28.2	31.38	43.52	-12.14	0-360	300	H
2	233.409	38.92	Pk	17.8	-27.4	29.32	46.02	-16.7	0-360	100	H
3	340.497	33.43	Pk	20.6	-26.8	27.23	46.02	-18.79	0-360	100	H
4	65.308	43.6	Pk	16.9	-28.9	31.6	40	-8.4	0-360	100	V
5	* 127.388	41.7	Pk	14.7	-28.1	28.3	43.52	-15.22	0-360	300	V
6	173.657	40.71	Pk	14.9	-27.6	28.01	43.52	-15.51	0-360	300	V

* - indicates frequency in CFR47 Pt 15 / IC RSS-Restricted Band
Pk - Peak detector

UL Korea, Ltd. Suwon Laboratory FORM ID: FCC_15C
218 Maeyeong-ro, Yeongtong-gu, Suwon-si, Gyeonggi-do, 16675, Korea TEL: (031) 337-9902 FAX: (031) 213-5433
UL Korea, Ltd. Confidential
This report shall not be reproduced except in full, without the written approval of UL Korea, Ltd.

11. AC POWER LINE CONDUCTED EMISSIONS

LIMITS

FCC §15.207 (a)
IC RSS-GEN Clause 8.8

Frequency of Emission (MHz)	Conducted Limit (dBuV)	
	Quasi-peak	Average
0.15-0.5	66 to 56 *	56 to 46 *
0.5-5	56	46
5-30	60	50

* Decreases with the logarithm of the frequency.

TEST PROCEDURE

The EUT is placed on a non-conducting table 40 cm from the vertical ground plane and 80 cm above the horizontal ground plane. The EUT is configured in accordance with ANSI C63.10.

The receiver is set to a resolution bandwidth of 9 kHz. Peak detection is used unless otherwise noted as quasi-peak or average.

Line conducted data is recorded for both NEUTRAL and HOT lines.

UL Korea, Ltd. Suwon Laboratory FORM ID: FCC_15C
218 Maeyeong-ro, Yeongtong-gu, Suwon-si, Gyeonggi-do, 16675, Korea TEL: (031) 337-9902 FAX: (031) 213-5433
UL Korea, Ltd. Confidential
This report shall not be reproduced except in full, without the written approval of UL Korea, Ltd.

RESULTS

WORST EMISSIONS

LINE 1 PLOT

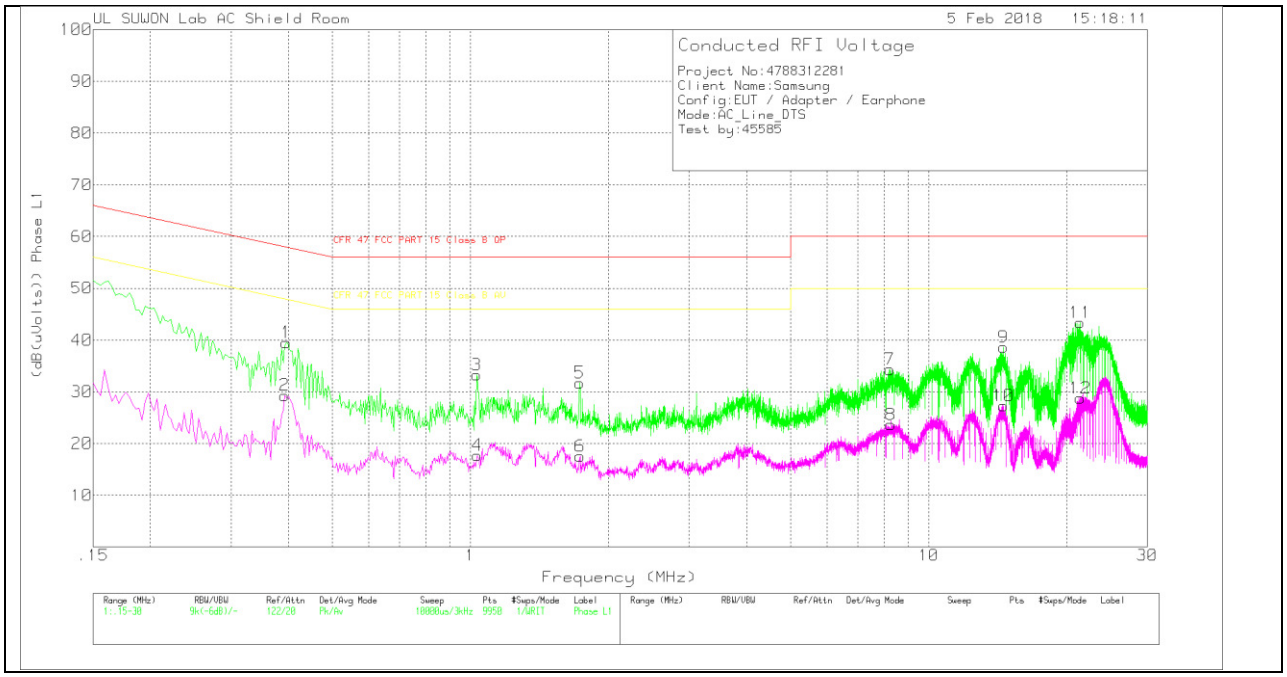

UL Korea, Ltd. Suwon Laboratory FORM ID: FCC_15C
218 Maeyeong-ro, Yeongtong-gu, Suwon-si, Gyeonggi-do, 16675, Korea TEL: (031) 337-9902 FAX: (031) 213-5433
UL Korea, Ltd. Confidential
This report shall not be reproduced except in full, without the written approval of UL Korea, Ltd.

LINE 1 RESULTS

Trace Markers

Range 1: Phase L1 .15 - 30MHz

Marker	Frequency (MHz)	Meter Reading (dBuV)	Det	101837_L1_with extension	CABLELOSS(dB)	Corrected Reading (dB(uVolts))	CFR 47 FCC PART 15 Class B QP	Margin (dB)	CFR 47 FCC PART 15 Class B AV	Margin (dB)
1	.396	29.5	Pk	9.8	.2	39.5	57.94	-18.44	-	-
2	.393	19.32	Av	9.8	.2	29.32	-	-	48	-18.68
3	1.032	23.18	Pk	9.8	.3	33.28	56	-22.72	-	-
4	1.035	7.62	Av	9.8	.3	17.72	-	-	46	-28.28
5	1.731	21.51	Pk	9.9	.3	31.71	56	-24.29	-	-
6	1.734	7.36	Av	9.9	.3	17.56	-	-	46	-28.44
7	8.235	24.32	Pk	9.7	.3	34.32	60	-25.68	-	-
8	8.265	13.67	Av	9.7	.3	23.67	-	-	50	-26.33
9	14.55	28.41	Pk	9.8	.4	38.61	60	-21.39	-	-
10	14.55	17.1	Av	9.8	.4	27.3	-	-	50	-22.7
11	21.423	32.86	Pk	10.1	.4	43.36	60	-16.64	-	-
12	21.426	18.25	Av	10.1	.4	28.75	-	-	50	-21.25

Pk - Peak detector
Av - Average detection

UL Korea, Ltd. Suwon Laboratory FORM ID: FCC_15C
218 Maeyeong-ro, Yeongtong-gu, Suwon-si, Gyeonggi-do, 16675, Korea TEL: (031) 337-9902 FAX: (031) 213-5433
UL Korea, Ltd. Confidential
This report shall not be reproduced except in full, without the written approval of UL Korea, Ltd.

LINE 2 PLOT

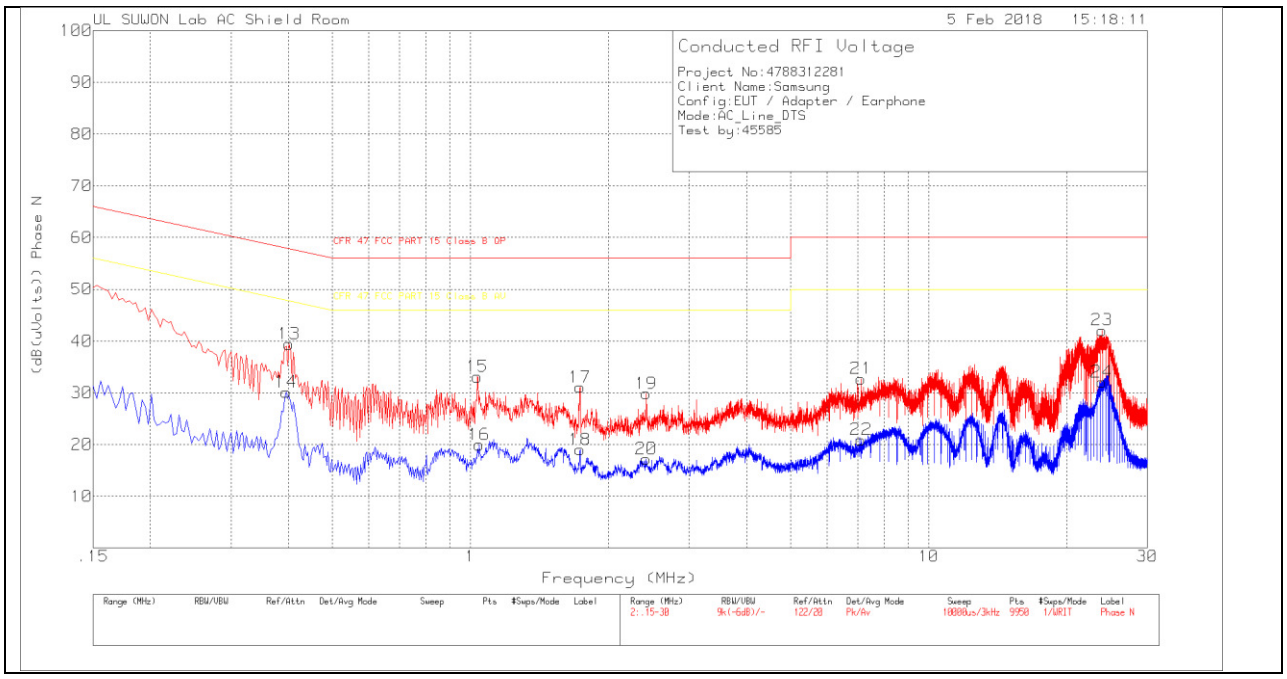

UL Korea, Ltd. Suwon Laboratory FORM ID: FCC_15C
218 Maeyeong-ro, Yeongtong-gu, Suwon-si, Gyeonggi-do, 16675, Korea TEL: (031) 337-9902 FAX: (031) 213-5433
UL Korea, Ltd. Confidential
This report shall not be reproduced except in full, without the written approval of UL Korea, Ltd.

LINE 2 RESULTS

Trace Markers

Range 2: Phase N .15 - 30MHz

Marker	Frequency (MHz)	Meter Reading (dBuV)	Det	101837_N_with extension	CABLELOSS(dB)	Corrected Reading (dB(uVolts))	CFR 47 FCC PART 15 Class B QP	Margin (dB)	CFR 47 FCC PART 15 Class B AV	Margin (dB)
13	.402	29.44	Pk	9.8	.2	39.44	57.81	-18.37	-	-
14	.396	20.14	Av	9.8	.2	30.14	-	-	47.94	-17.8
15	1.035	22.91	Pk	9.9	.3	33.11	56	-22.89	-	-
16	1.044	9.76	Av	9.9	.3	19.96	-	-	46	-26.04
17	1.734	20.89	Pk	9.9	.3	31.09	56	-24.91	-	-
18	1.734	8.82	Av	9.9	.3	19.02	-	-	46	-26.98
19	2.418	19.65	Pk	9.9	.3	29.85	56	-26.15	-	-
20	2.418	7.02	Av	9.9	.3	17.22	-	-	46	-28.78
21	7.122	22.62	Pk	9.8	.3	32.72	60	-27.28	-	-
22	7.122	10.82	Av	9.8	.3	20.92	-	-	50	-29.08
23	23.88	31.5	Pk	10.2	.4	42.1	60	-17.9	-	-
24	23.877	21.48	Av	10.2	.4	32.08	-	-	50	-17.92

Pk - Peak detector
Av - Average detection

UL Korea, Ltd. Suwon Laboratory FORM ID: FCC_15C
218 Maeyeong-ro, Yeongtong-gu, Suwon-si, Gyeonggi-do, 16675, Korea TEL: (031) 337-9902 FAX: (031) 213-5433
UL Korea, Ltd. Confidential
This report shall not be reproduced except in full, without the written approval of UL Korea, Ltd.