BAND 30. 10M_BandEdge(2296MHz-2300MHz)_Low_2310MHz_QPSK_FullRB

BAND 30. 10M_BandEdge(2300MHz-2304MHz)_Low_2310MHz_QPSK_1RB

BAND 30. 10M_BandEdge(2300MHz-2304MHz)_Low_2310MHz_QPSK_FullRB

BAND 30. 10M_BandEdge(2304MHz-2305MHz)_Low_2310MHz_QPSK_1RB

BAND 30. 10M_BandEdge(2304MHz-2305MHz)_Low_2310MHz_QPSK_FullRB

BAND 30. 10M_BandEdge(2315MHz-2316MHz)_Low_2310MHz_QPSK_1RB

BAND 30. 10M_BandEdge(2315MHz-2316MHz)_Low_2310MHz_QPSK_FullRB

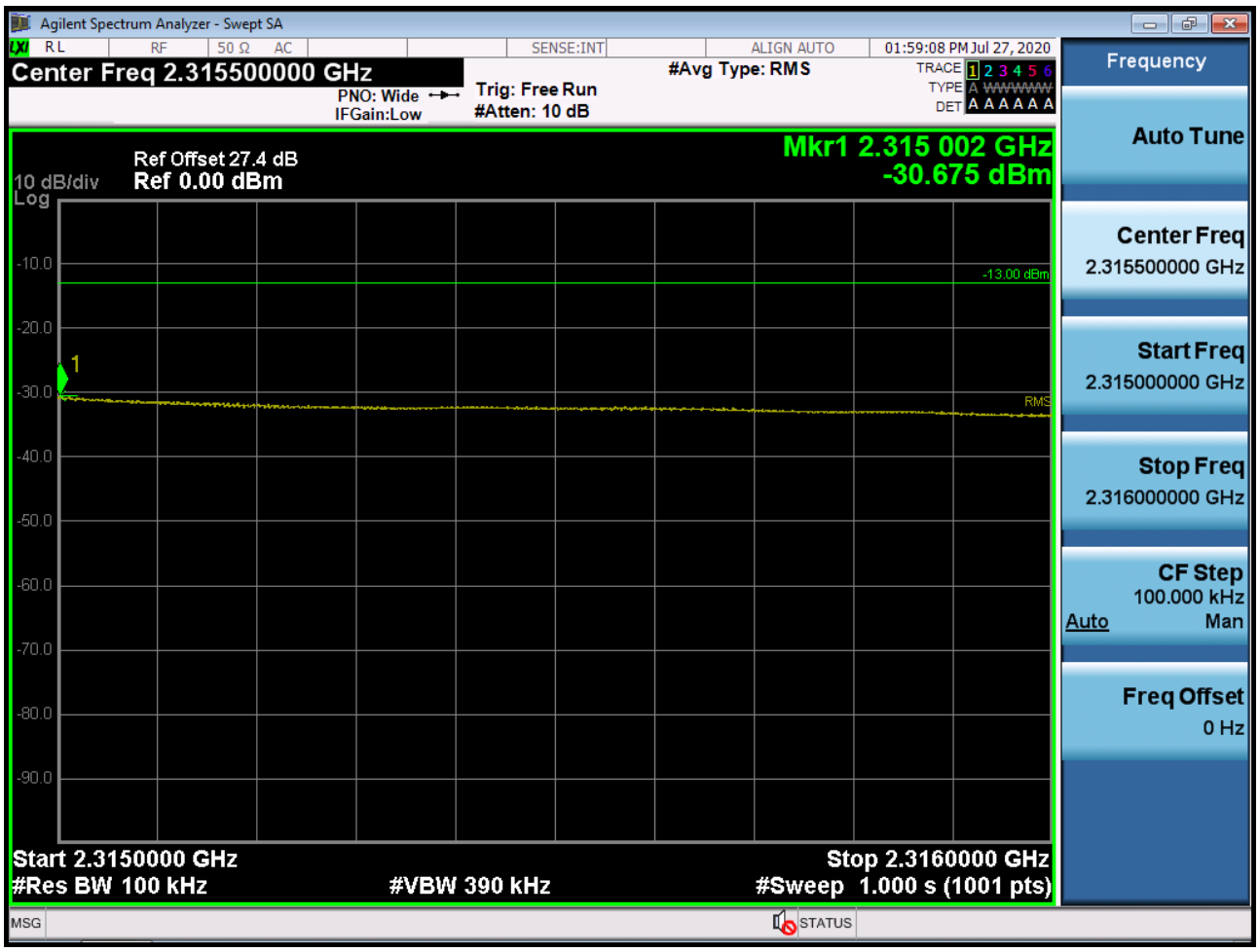

BAND 30. 10M_BandEdge(2316MHz-2320MHz)_Low_2310MHz_QPSK_1RB

BAND 30. 10M_BandEdge(2316MHz-2320MHz)_Low_2310MHz_QPSK_FullRB

BAND 30. 10M_BandEdge(2320MHz-2324MHz)_Low_2310MHz_QPSK_1RB

BAND 30. 10M_BandEdge(2320MHz-2324MHz)_Low_2310MHz_QPSK_FullRB

BAND 30. 10M_BandEdge(2324MHz-2328MHz)_Low_2310MHz_QPSK_1RB

BAND 30. 10M_BandEdge(2324MHz-2328MHz)_Low_2310MHz_QPSK_FullRB

BAND 30. 10M_BandEdge(2328MHz-2337MHz)_Low_2310MHz_QPSK_1RB

BAND 30. 10M_BandEdge(2328MHz-2337MHz)_Low_2310MHz_QPSK_FullRB

BAND 30. 10M_BandEdge(2337MHz-2341MHz)_Low_2310MHz_QPSK_1RB

BAND 30. 10M_BandEdge(2337MHz-2341MHz)_Low_2310MHz_QPSK_FullRB

BAND 30. 10M_BandEdge(2341MHz-2345MHz)_Low_2310MHz_QPSK_1RB

BAND 30. 10M_BandEdge(2341MHz-2345MHz)_Low_2310MHz_QPSK_FullRB

BAND 30. 10M_BandEdge(2345MHz-2365MHz)_Low_2310MHz_QPSK_1RB

BAND 30. 10M_BandEdge(2345MHz-2365MHz)_Low_2310MHz_QPSK_FullRB

BAND 30. 10M_BandEdge(2365MHz-2400MHz)_Low_2310MHz_QPSK_1RB

BAND 30. 10M_BandEdge(2365MHz-2400MHz)_Low_2310MHz_QPSK_FullRB

BAND 30. Conducted Spurious Plot 1 (5 MHz Ch.27685 QPSK RB 1, Offset 0)

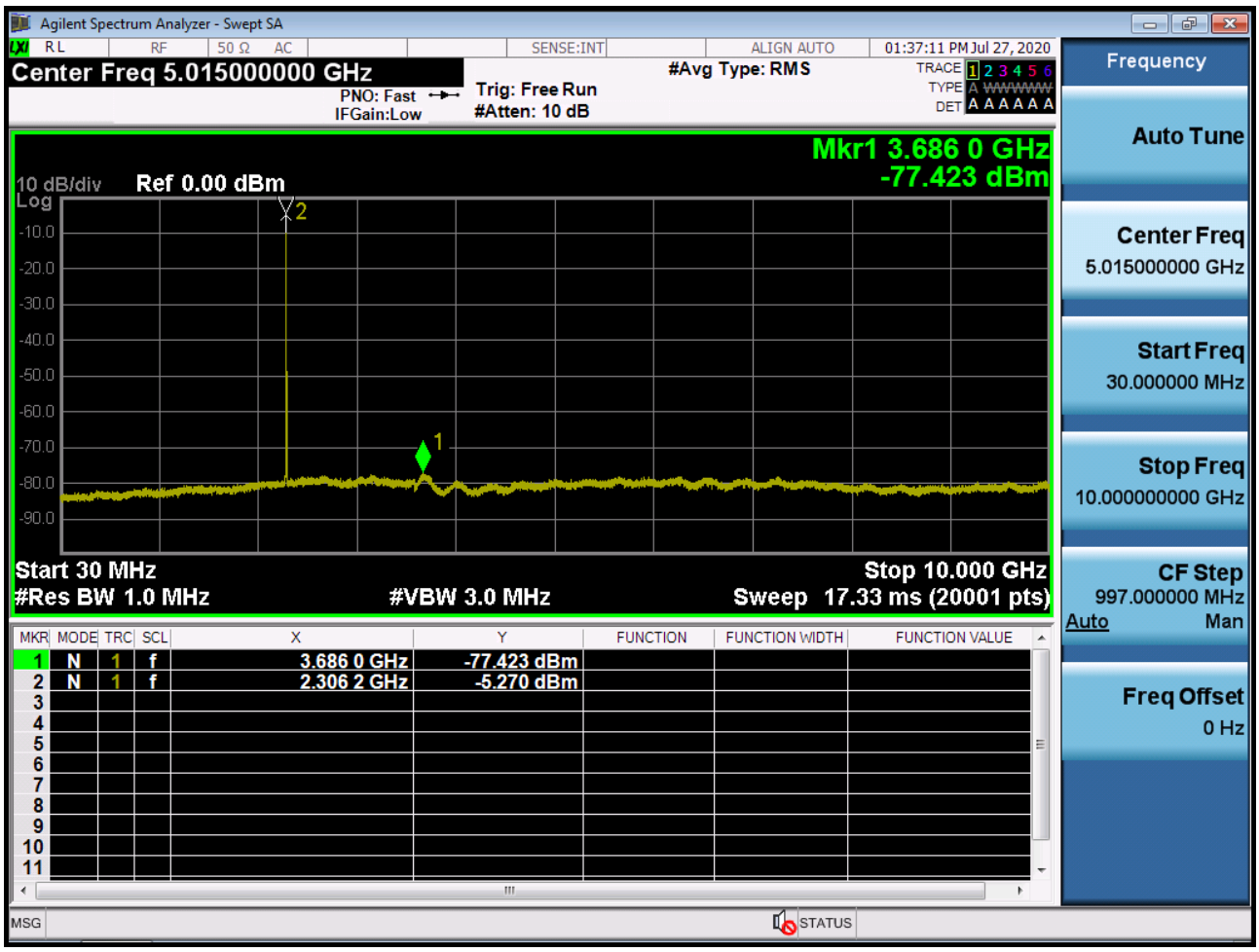

BAND 30. Conducted Spurious Plot 2 (5 MHz Ch. 27685 QPSK RB 1, Offset 0)

BAND 30. Conducted Spurious Plot 1 (5 MHz Ch.27710 QPSK RB 1, Offset 0)

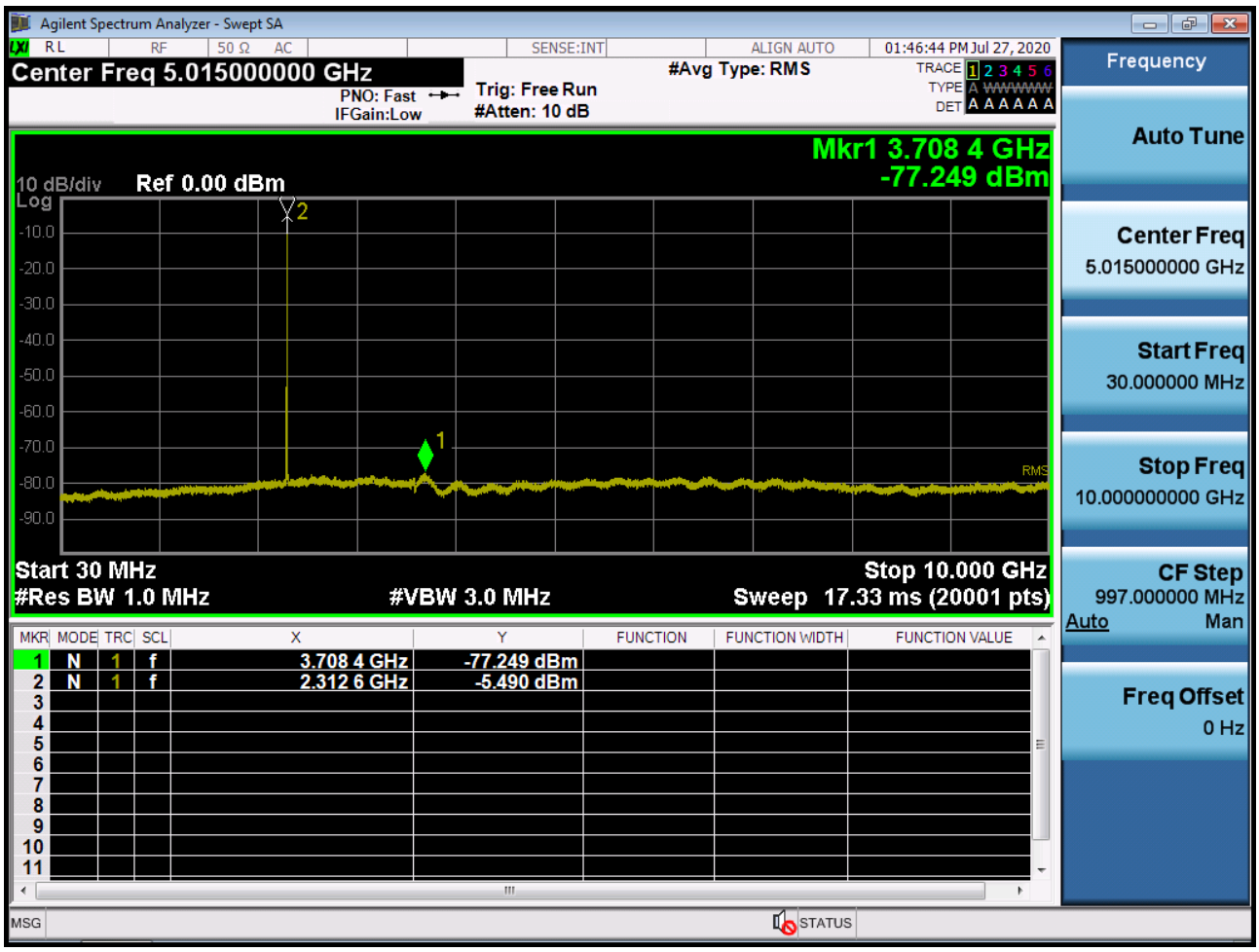

BAND 30. Conducted Spurious Plot 2 (5 MHz Ch. 27710 QPSK RB 1, Offset 0)

BAND 30. Conducted Spurious Plot 1 (5 MHz Ch.27735 QPSK RB 1, Offset 0)

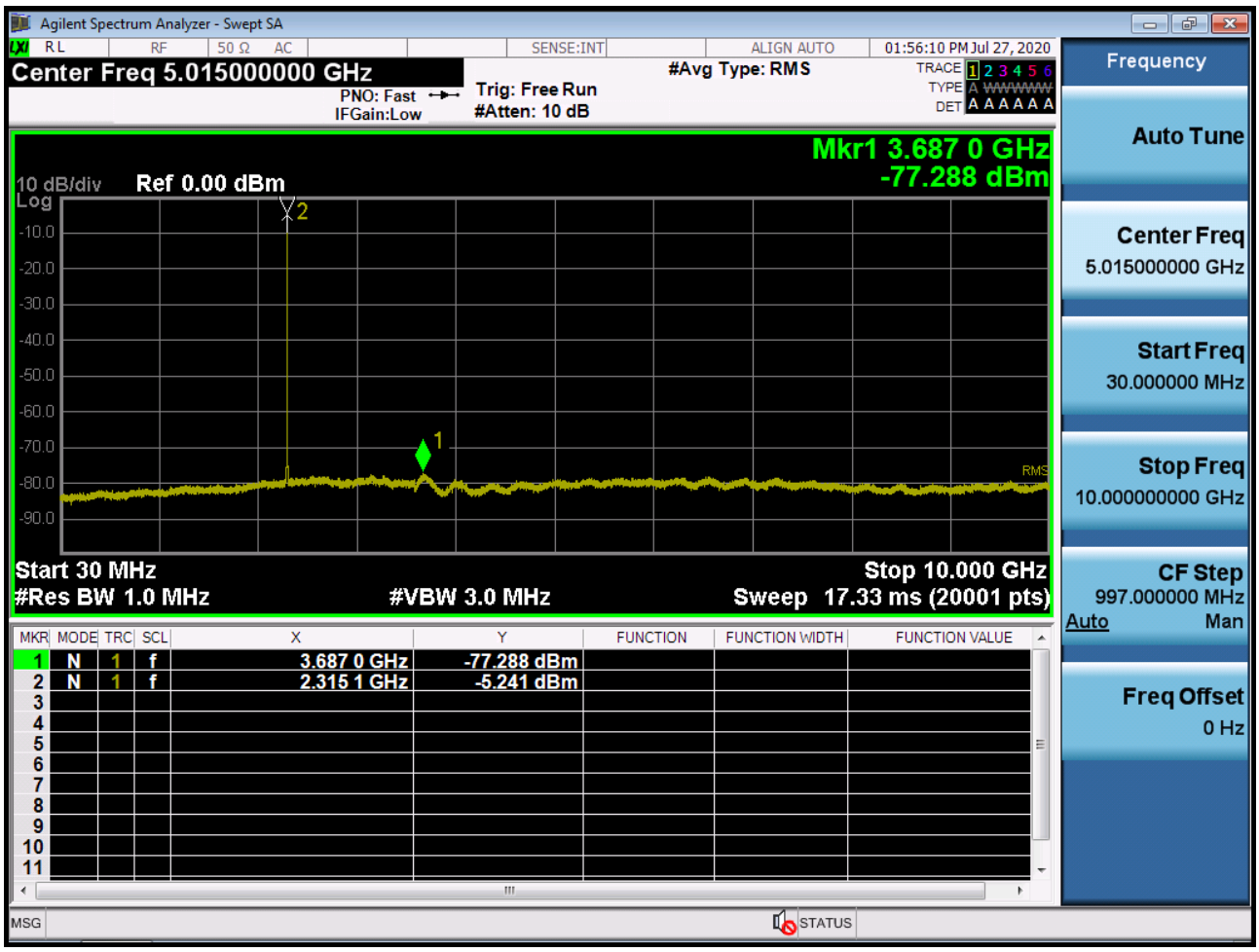

BAND 30. Conducted Spurious Plot 2 (5 MHz Ch. 27735 QPSK RB 1, Offset 0)

BAND 30. Conducted Spurious Plot 1 (10 MHz Ch.27710 QPSK RB 1, Offset 0)

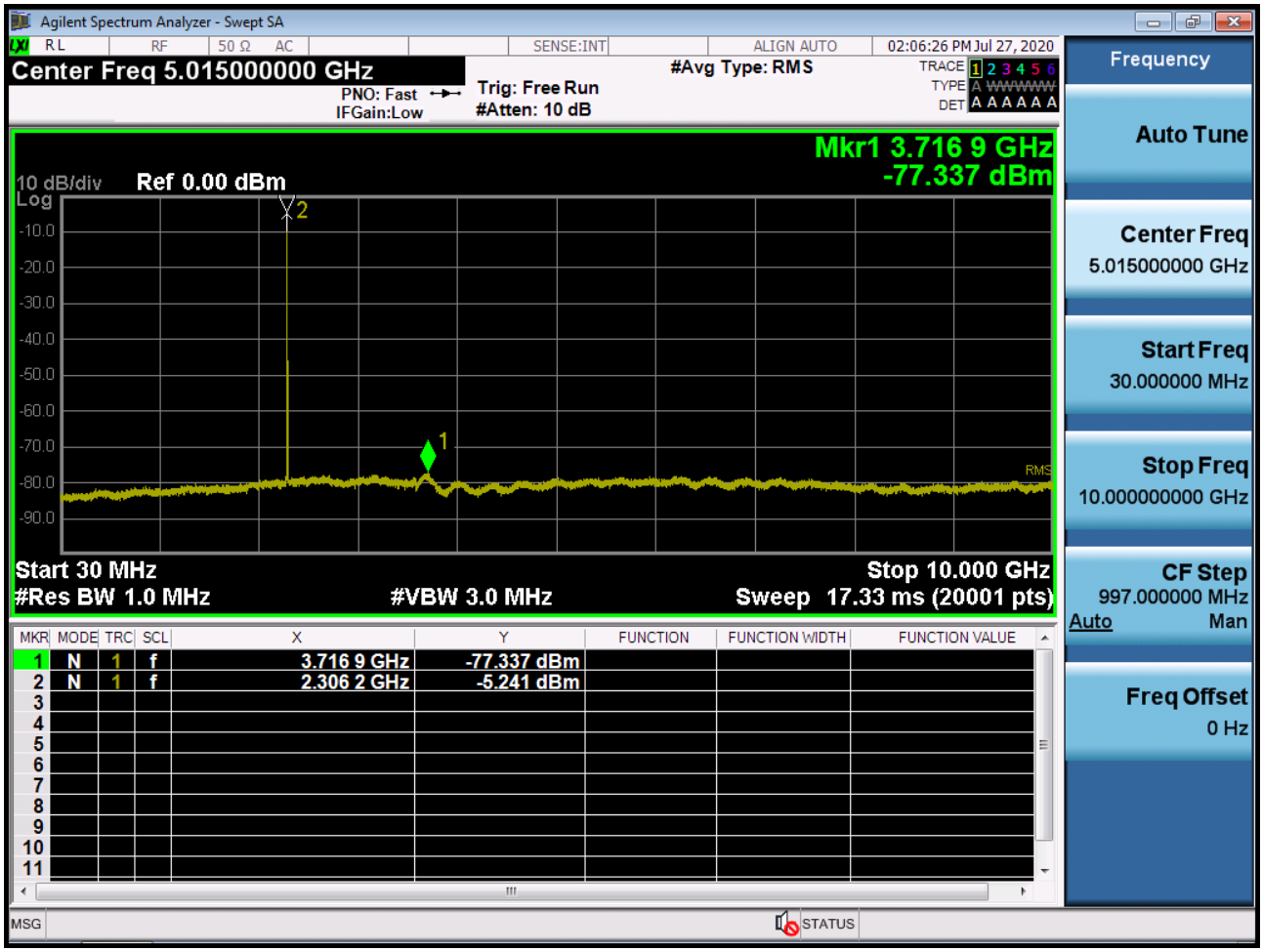

BAND 30. Conducted Spurious Plot 2 (10 MHz Ch. 27710 QPSK RB 1, Offset 0)

10. ANNEX A_ TEST SETUP PHOTO

Please refer to test setup photo file no. as follows;

No.	Description
1	HCT-RF-2008-FC046-P