Attachment 8.

- DUT Antenna Information and SAR Test SETUP PHOTOGRAPHS

DUT Antenna Information

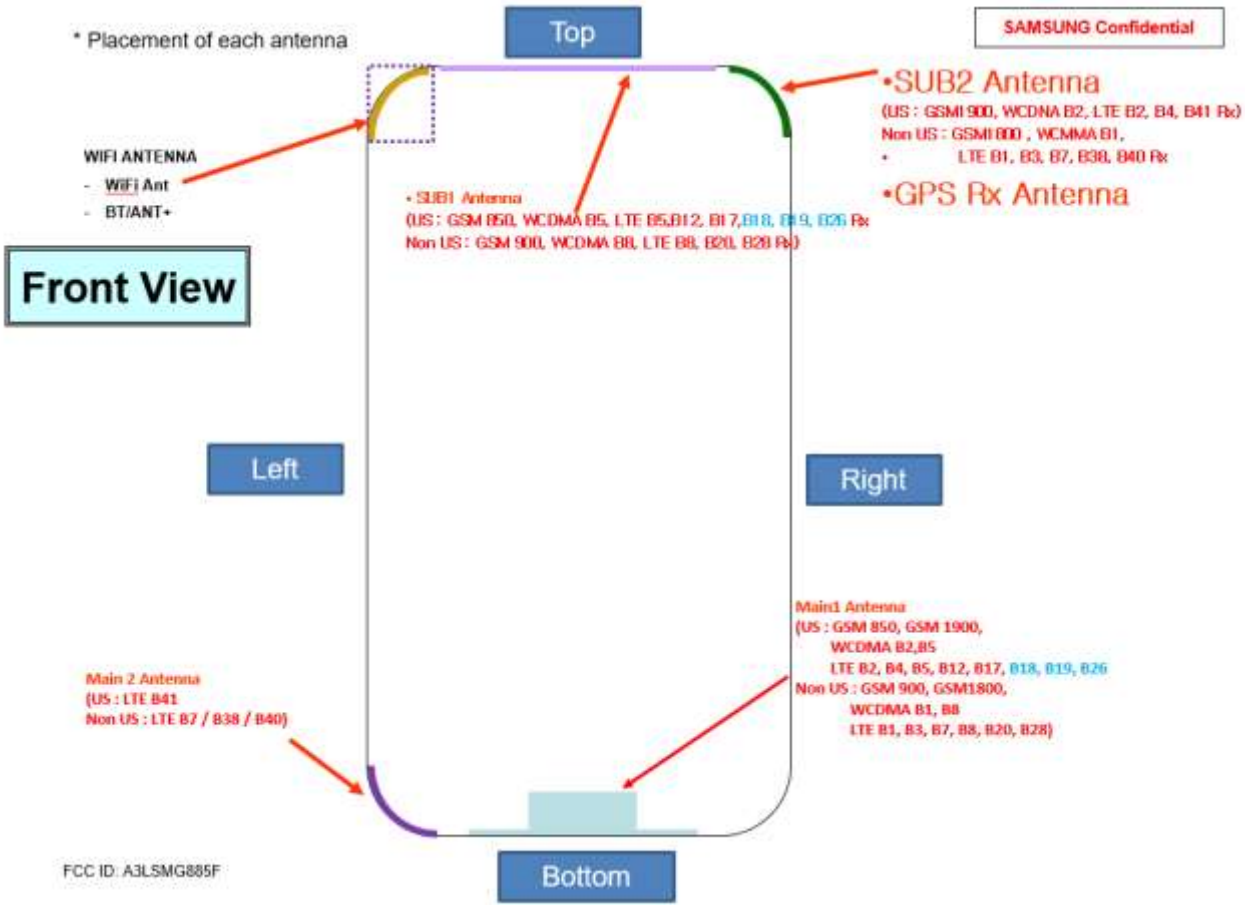

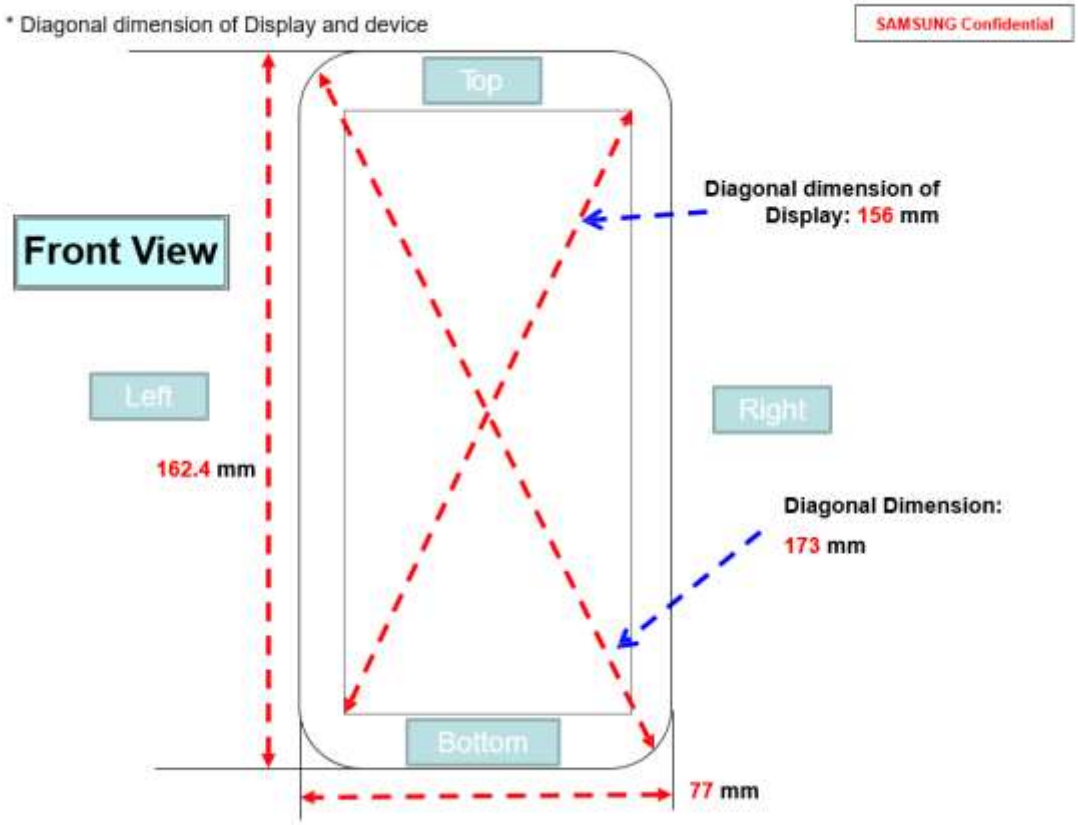
* Diagonal dimension of Display and device
SAMSUNG Confidential
Top
Front View
Diagonal dimension of
Display: 156 mm
Left
Right
162.4 mm
Diagonal Dimension:
173 mm
Bottom
77 mm

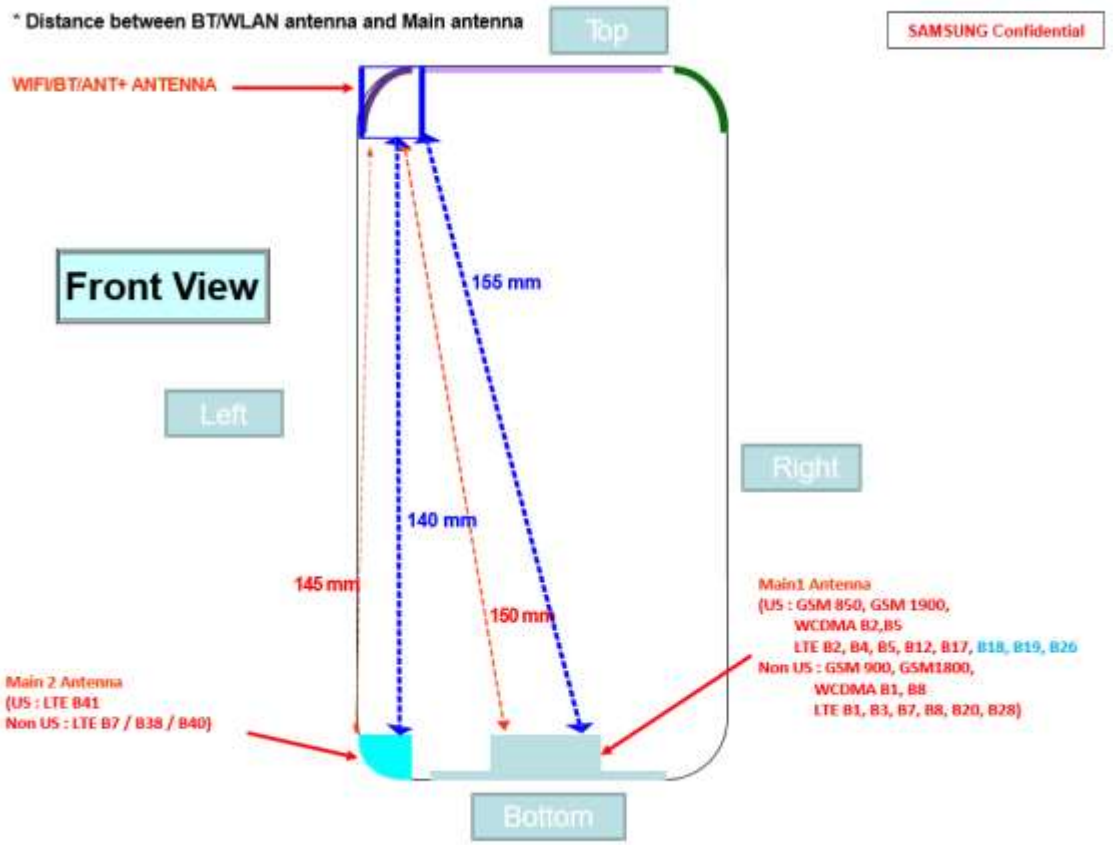
* Distance between BT/WLAN antenna and Main antenna
Top
SAMSUNG Confidential
WIFI/BT/ANT+ ANTENNA
Front View
155 mm
Left
Right
140 mm
145 mm
150 mm
Main1 Antenna
(US : GSM 850, GSM 1900,
WCDMA B2,B5
LTE B2, B4, B5, B12, B17, B18, B19, B26
Non US : GSM 900, GSM1800,
WCDMA B1, B8
LTE B1, B3, B7, B8, B20, B28)
Main 2 Antenna
(US : LTE B41
Non US : LTE B7 / B38 / B40)
Bottom

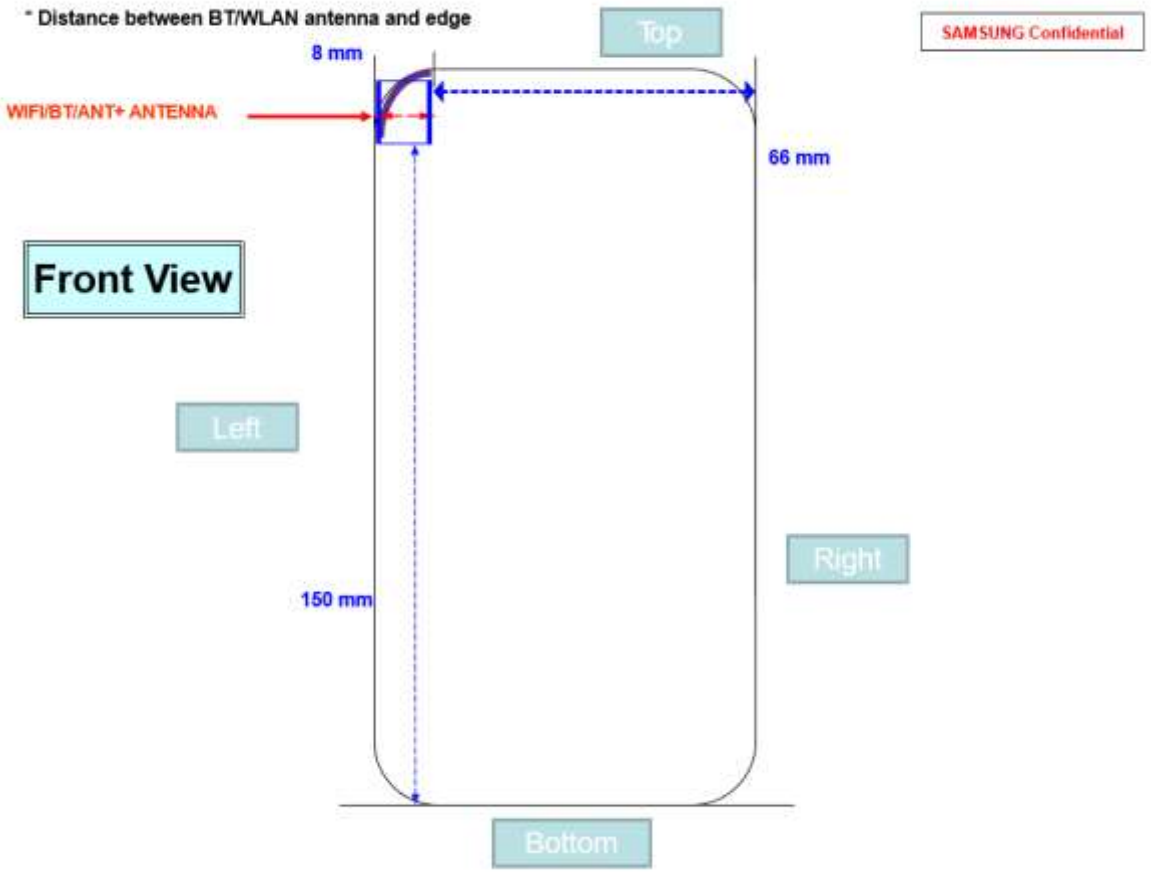
* Distance between BT/WLAN antenna and edge
8 mm
WIFI/BT/ANT+ ANTENNA
Top
SAMSUNG Confidential
66 mm
Front View
Left
Right
150 mm
Bottom

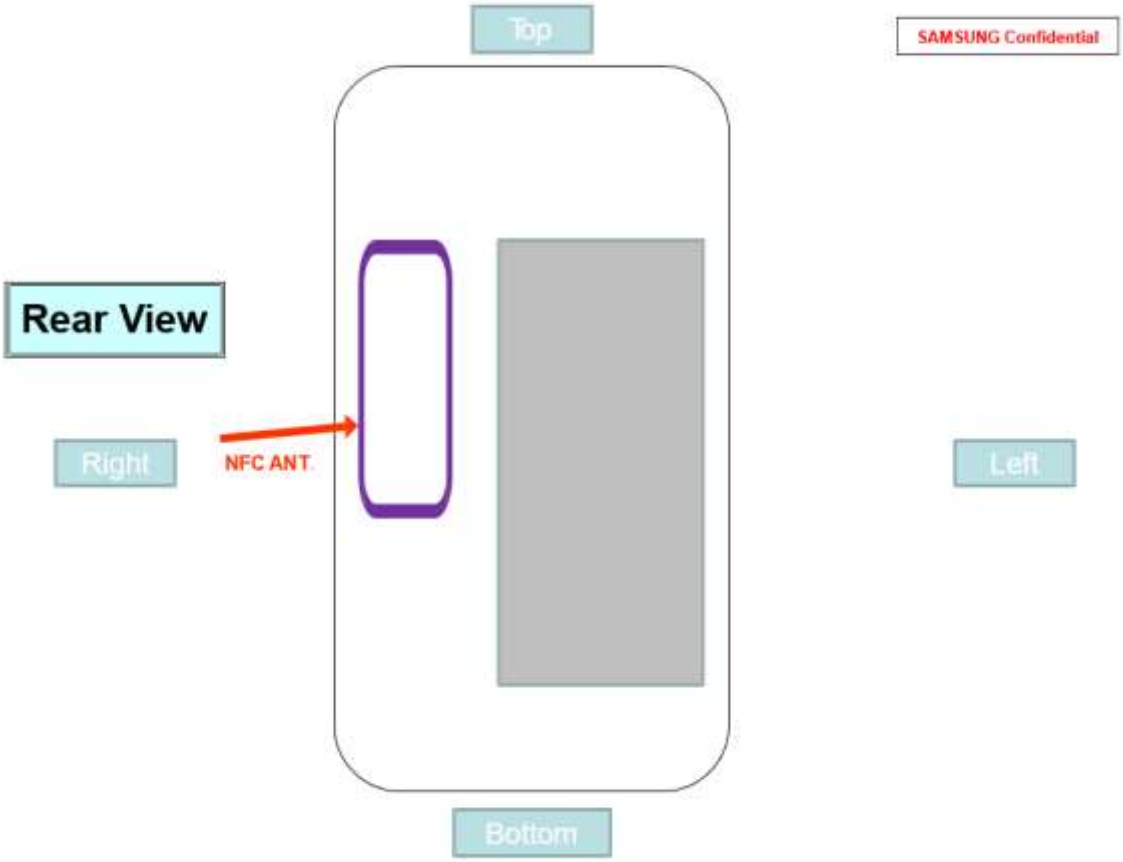
Top
SAMSUNG Confidential
Rear View
Right
NFC ANT
Left
Bottom

SAR Test Setup Photographs

■ Test Setup Photo(Left All)

■ Test Setup Photo(Left Touch/Tilt)



■ Test Setup Photo(Right All)

■ Test Setup Photo (Right Touch/Tilt)

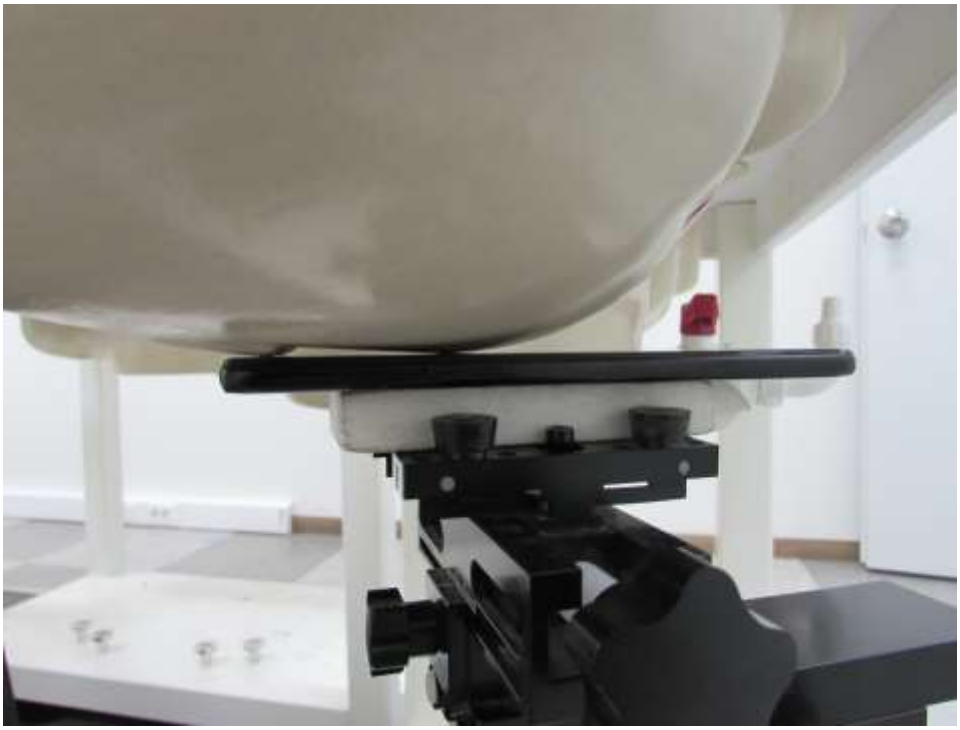



■ Test Setup Photo (Body All)

■ Test Setup Photo (Rear)

[Distance of 0 mm from the EUT]

■ Test Setup Photo (Rear)

[Distance of 9 mm from the EUT]

■ Test Setup Photo (Rear)



[Distance of 10 mm from the EUT]

■ Test Setup Photo (Rear)



[Distance of 15 mm from the EUT]

■ Test Setup Photo (Front)

[Distance of 0 mm from the EUT]

■ Test Setup Photo (Front)



[Distance of 7 mm from the EUT]

■ Test Setup Photo (Front)



[Distance of 10 mm from the EUT]

■ Test Setup Photo (Front)

[Distance of 15 mm from the EUT]

■ Test Setup Photo (Left)

[Distance of 0 mm from the EUT]

■ Test Setup Photo (Left)

[Distance of 10 mm from the EUT]

■ Test Setup Photo (Right)



[Distance of 0 mm from the EUT]

■ Test Setup Photo (Right)



[Distance of 10 mm from the EUT]

■ Test Setup Photo (Top)



[Distance of 0 mm from the EUT]

■ Test Setup Photo (Top)



[Distance of 10 mm from the EUT]

■ Test Setup Photo (Bottom)

[Distance of 0 mm from the EUT]

■ Test Setup Photo (Bottom)

[Distance of 10 mm from the EUT]

■ Test Setup Photo (Bottom)



[Distance of 12 mm from the EUT]