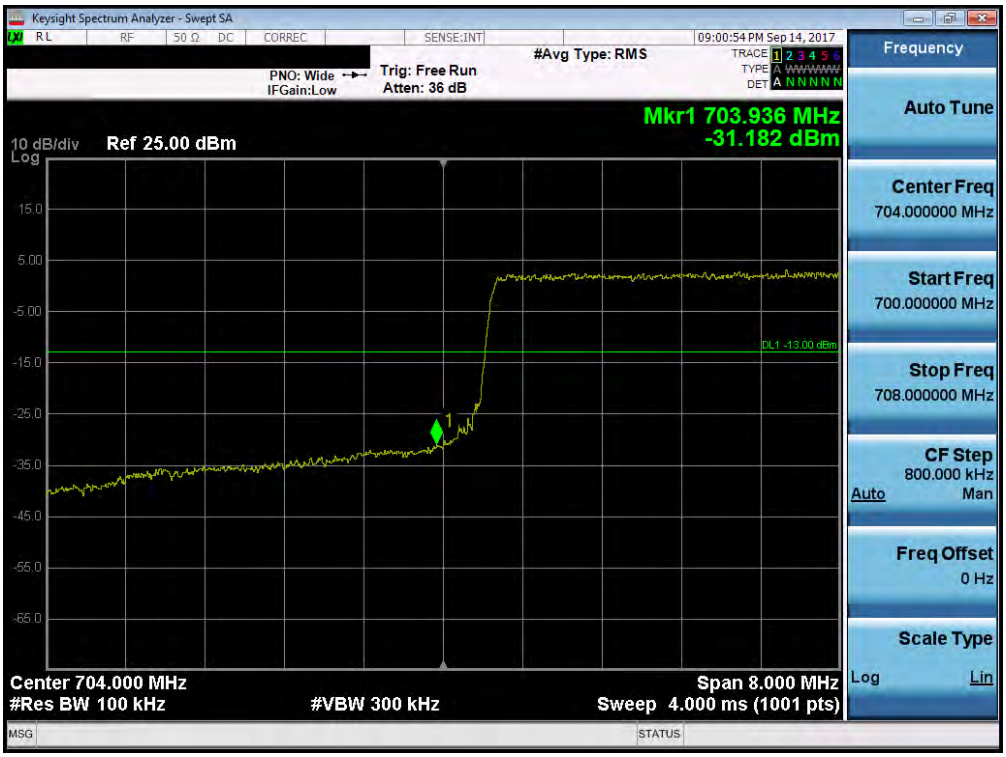

Plot 7-194. Lower Band Edge Plot (Band 17 – 10.0MHz QPSK – RB Size 50)

Plot 7-195. Upper Band Edge Plot (Band 12/17 – 10.0MHz QPSK – RB Size 50)

© 2017 PCTEST Engineering Laboratory, Inc. V 7 8/5/2017
All rights reserved. Unless otherwise specified, no part of this report may be reproduced or utilized in any part, form or by any means, electronic or mechanical, including photocopying and microfilm, without permission in writing from PCTEST Engineering Laboratory, Inc. If you have any questions about this international copyright or have an enquiry about obtaining additional rights to this report or assembly of contents thereof, please contact INFO@PCTESTLAB.COM.

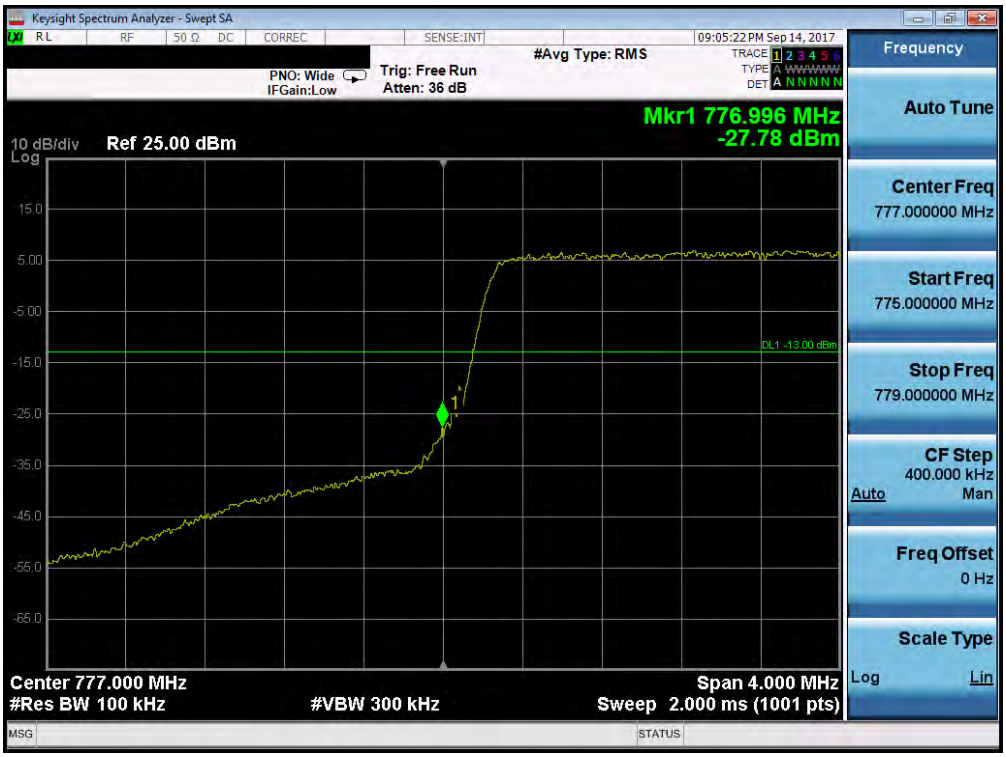

Plot 7-196. Lower Band Edge Plot (Band 13 – 5.0MHz QPSK – RB Size 25)

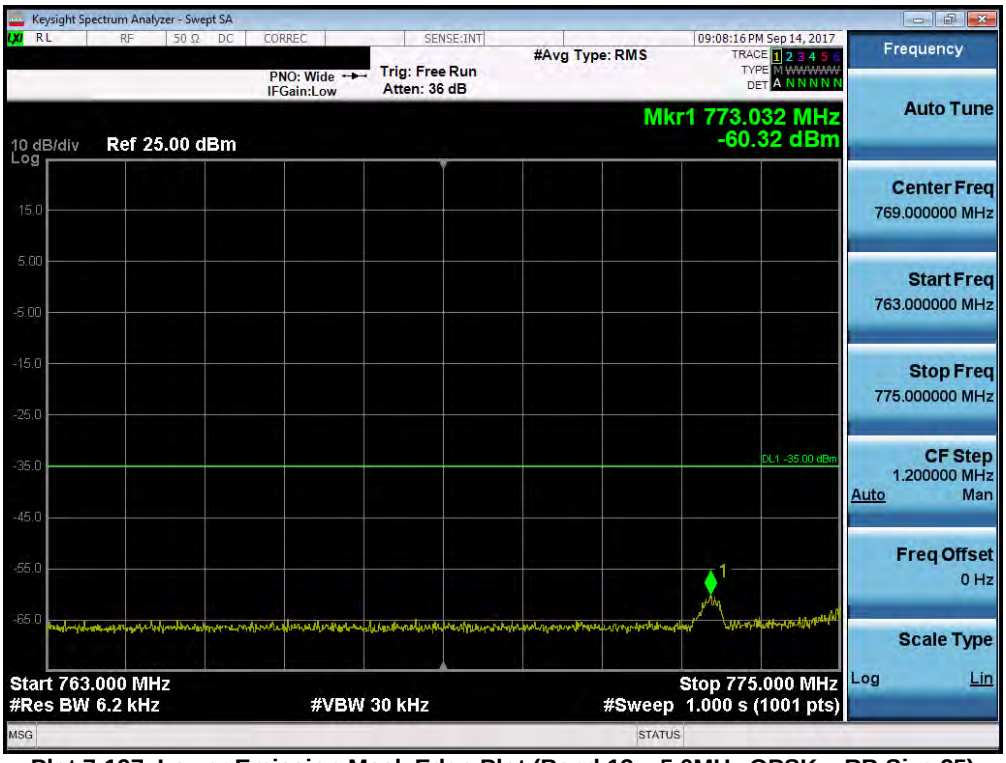

Plot 7-197. Lower Emission Mask Edge Plot (Band 13 – 5.0MHz QPSK – RB Size 25)

© 2017 PCTEST Engineering Laboratory, Inc.
All rights reserved. Unless otherwise specified, no part of this report may be reproduced or utilized in any part, form or by any means, electronic or mechanical, including photocopying and microfilm, without permission in writing from PCTEST Engineering Laboratory, Inc. If you have any questions about this international copyright or have an enquiry about obtaining additional rights to this report or assembly of contents thereof, please contact INFO@PCTESTLAB.COM.

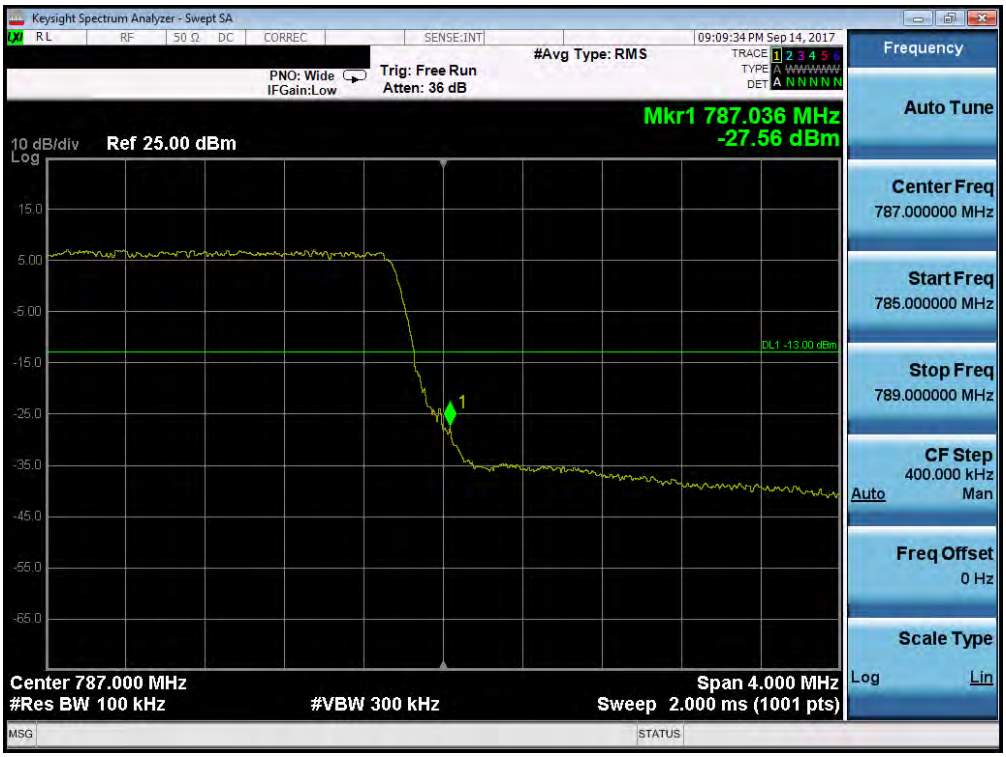

Plot 7-198. Upper Band Edge Plot (Band 13 – 5.0MHz QPSK – RB Size 25)

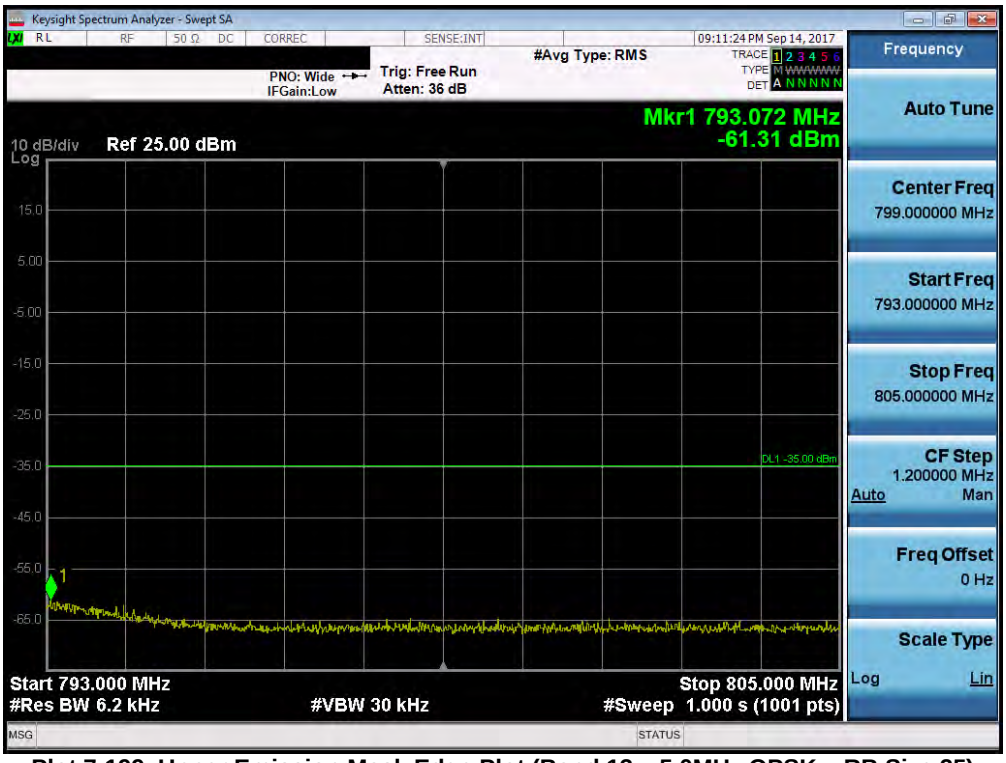

Plot 7-199. Upper Emission Mask Edge Plot (Band 13 – 5.0MHz QPSK – RB Size 25)

© 2017 PCTEST Engineering Laboratory, Inc.
All rights reserved. Unless otherwise specified, no part of this report may be reproduced or utilized in any part, form or by any means, electronic or mechanical, including photocopying and microfilm, without permission in writing from PCTEST Engineering Laboratory, Inc. If you have any questions about this international copyright or have an enquiry about obtaining additional rights to this report or assembly of contents thereof, please contact INFO@PCTESTLAB.COM.

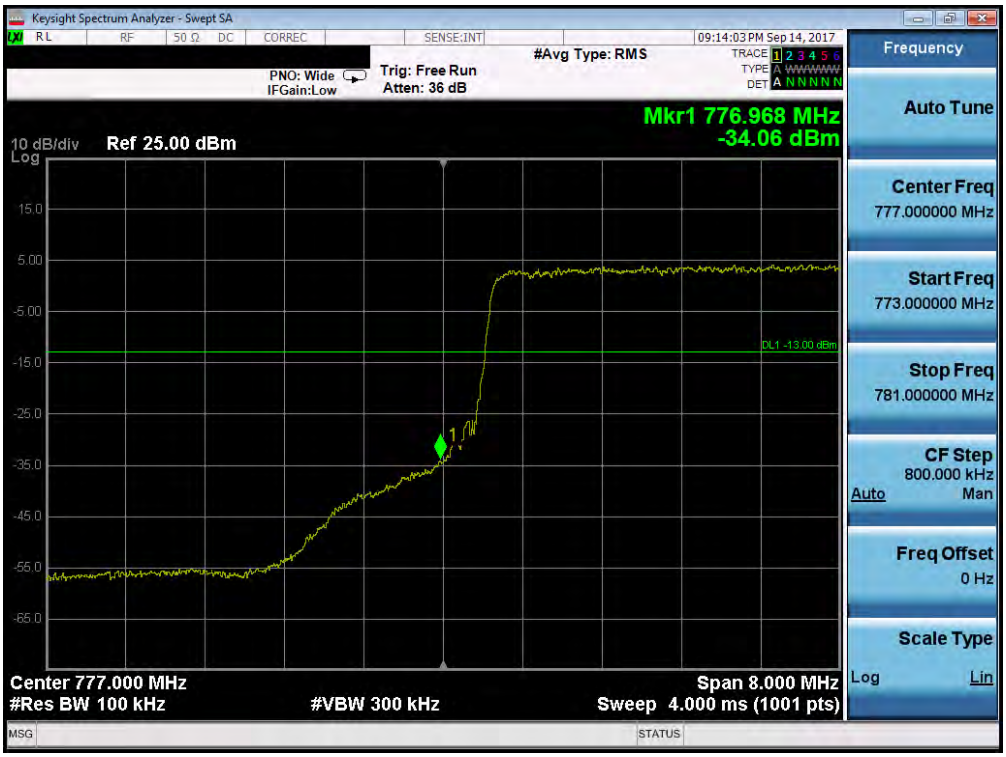

Plot 7-200. Lower Band Edge Plot (Band 13 – 10.0MHz QPSK – RB Size 50)

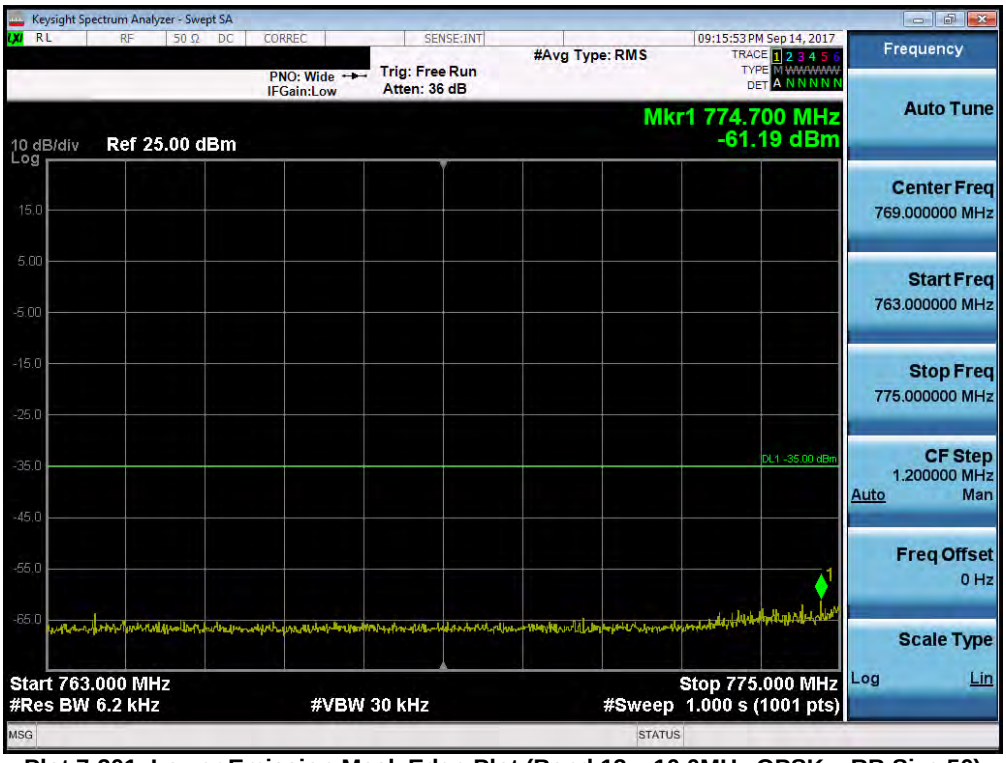

Plot 7-201. Lower Emission Mask Edge Plot (Band 13 – 10.0MHz QPSK – RB Size 50)

© 2017 PCTEST Engineering Laboratory, Inc. V 7 8/5/2017
All rights reserved. Unless otherwise specified, no part of this report may be reproduced or utilized in any part, form or by any means, electronic or mechanical, including photocopying and microfilm, without permission in writing from PCTEST Engineering Laboratory, Inc. If you have any questions about this international copyright or have an enquiry about obtaining additional rights to this report or assembly of contents thereof, please contact INFO@PCTESTLAB.COM.

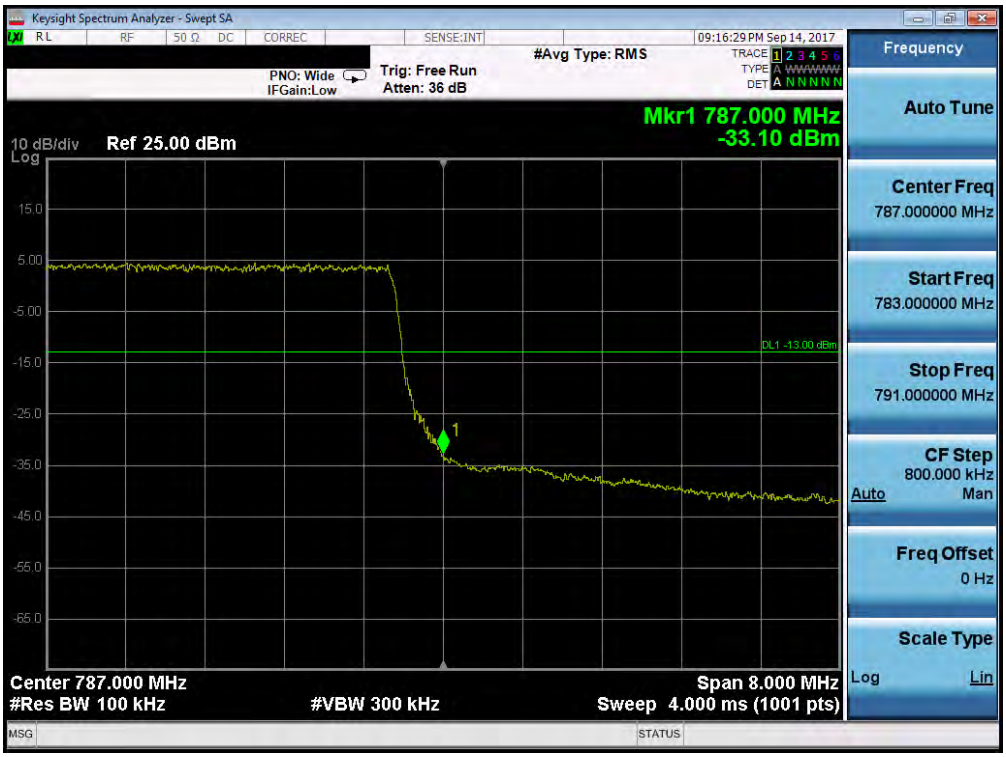

Plot 7-202. Upper Band Edge Plot (Band 13 – 10.0MHz QPSK – RB Size 50)

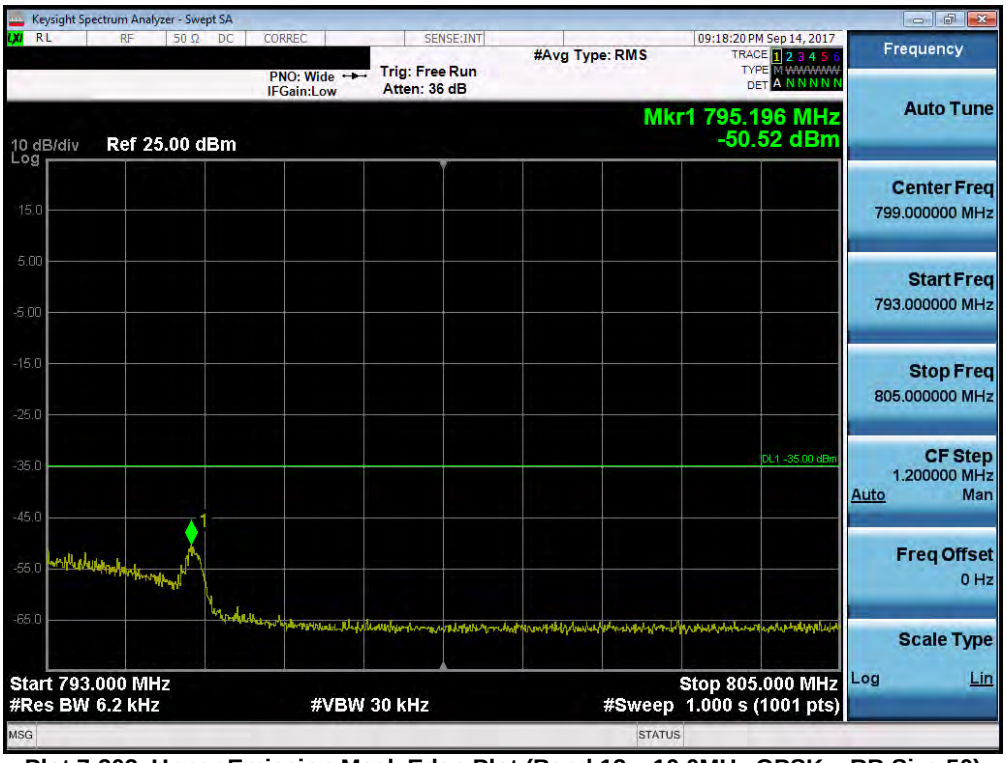

Plot 7-203. Upper Emission Mask Edge Plot (Band 13 – 10.0MHz QPSK – RB Size 50)

© 2017 PCTEST Engineering Laboratory, Inc.
All rights reserved. Unless otherwise specified, no part of this report may be reproduced or utilized in any part, form or by any means, electronic or mechanical, including photocopying and microfilm, without permission in writing from PCTEST Engineering Laboratory, Inc. If you have any questions about this international copyright or have an enquiry about obtaining additional rights to this report or assembly of contents thereof, please contact INFO@PCTESTLAB.COM.

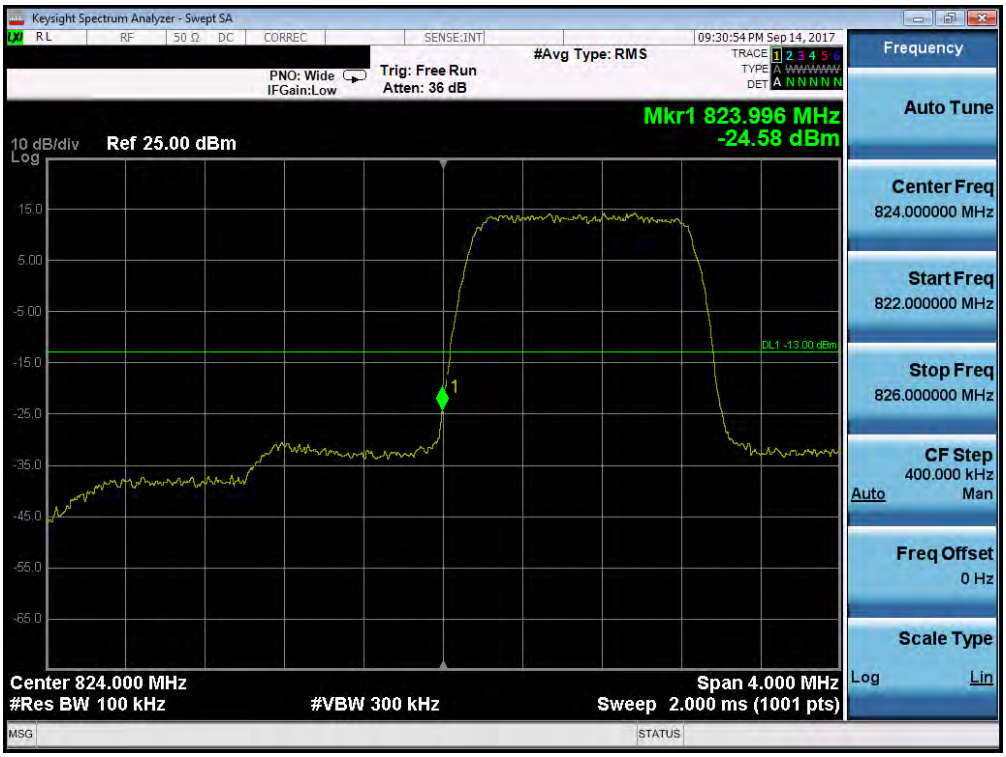

Plot 7-204. Lower Band Edge Plot (Band 5/26 – 1.4MHz QPSK – RB Size 6)

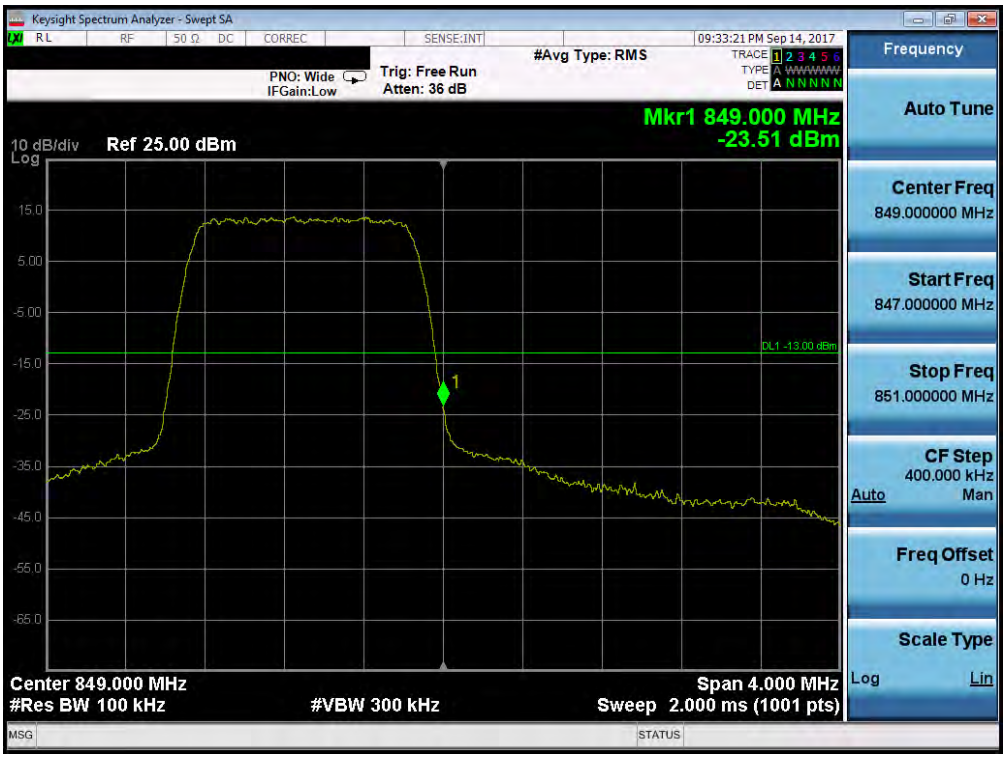

Plot 7-205. Upper Band Edge Plot (Band 5/26 – 1.4MHz QPSK – RB Size 6)

© 2017 PCTEST Engineering Laboratory, Inc. V 7 8/5/2017
All rights reserved. Unless otherwise specified, no part of this report may be reproduced or utilized in any part, form or by any means, electronic or mechanical, including photocopying and microfilm, without permission in writing from PCTEST Engineering Laboratory, Inc. If you have any questions about this international copyright or have an enquiry about obtaining additional rights to this report or assembly of contents thereof, please contact INFO@PCTESTLAB.COM.

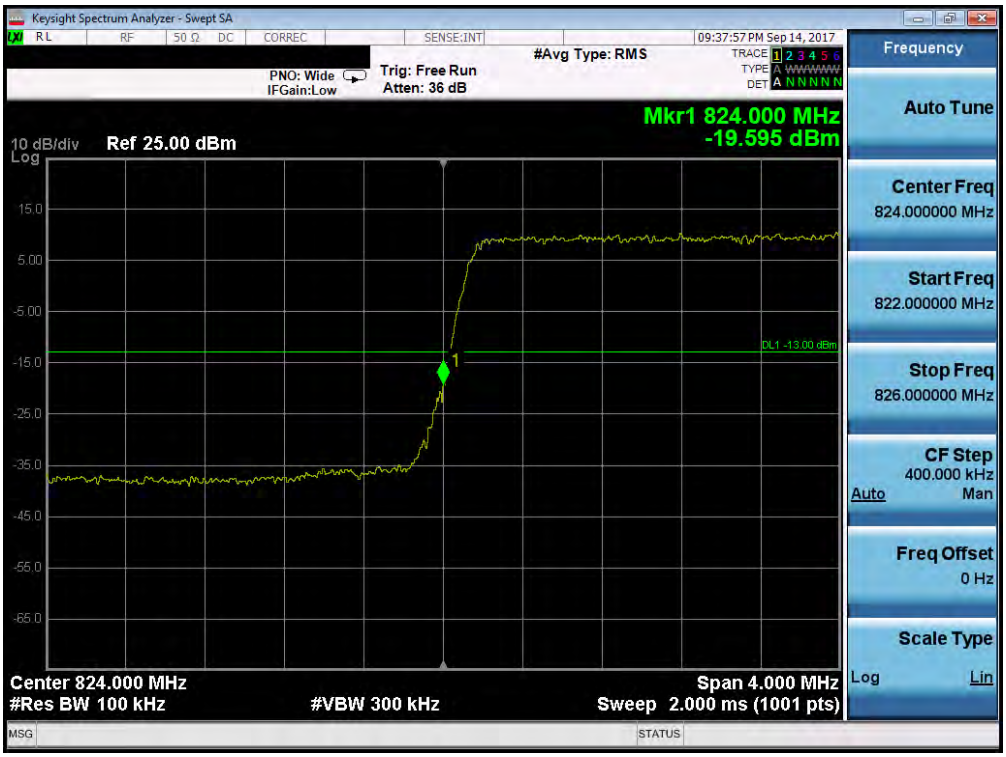

Plot 7-206. Lower Band Edge Plot (Band 5/26 – 3.0MHz QPSK – RB Size 15)

Plot 7-207. Upper Band Edge Plot (Band 5/26 – 3.0MHz QPSK – RB Size 15)

© 2017 PCTEST Engineering Laboratory, Inc.
All rights reserved. Unless otherwise specified, no part of this report may be reproduced or utilized in any part, form or by any means, electronic or mechanical, including photocopying and microfilm, without permission in writing from PCTEST Engineering Laboratory, Inc. If you have any questions about this international copyright or have an enquiry about obtaining additional rights to this report or assembly of contents thereof, please contact INFO@PCTESTLAB.COM.

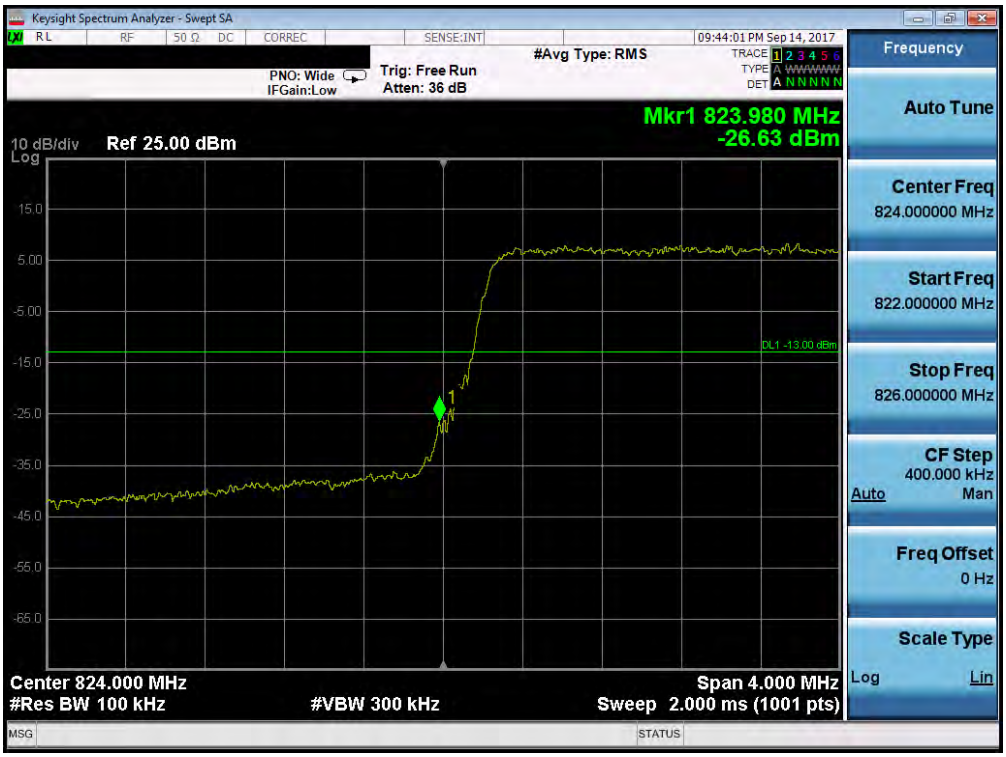

Plot 7-208. Lower Band Edge Plot (Band 5/26 – 5.0MHz QPSK – RB Size 25)

Plot 7-209. Upper Band Edge Plot (Band 5/26 – 5.0MHz QPSK – RB Size 25)

© 2017 PCTEST Engineering Laboratory, Inc.
All rights reserved. Unless otherwise specified, no part of this report may be reproduced or utilized in any part, form or by any means, electronic or mechanical, including photocopying and microfilm, without permission in writing from PCTEST Engineering Laboratory, Inc. If you have any questions about this international copyright or have an enquiry about obtaining additional rights to this report or assembly of contents thereof, please contact INFO@PCTESTLAB.COM.

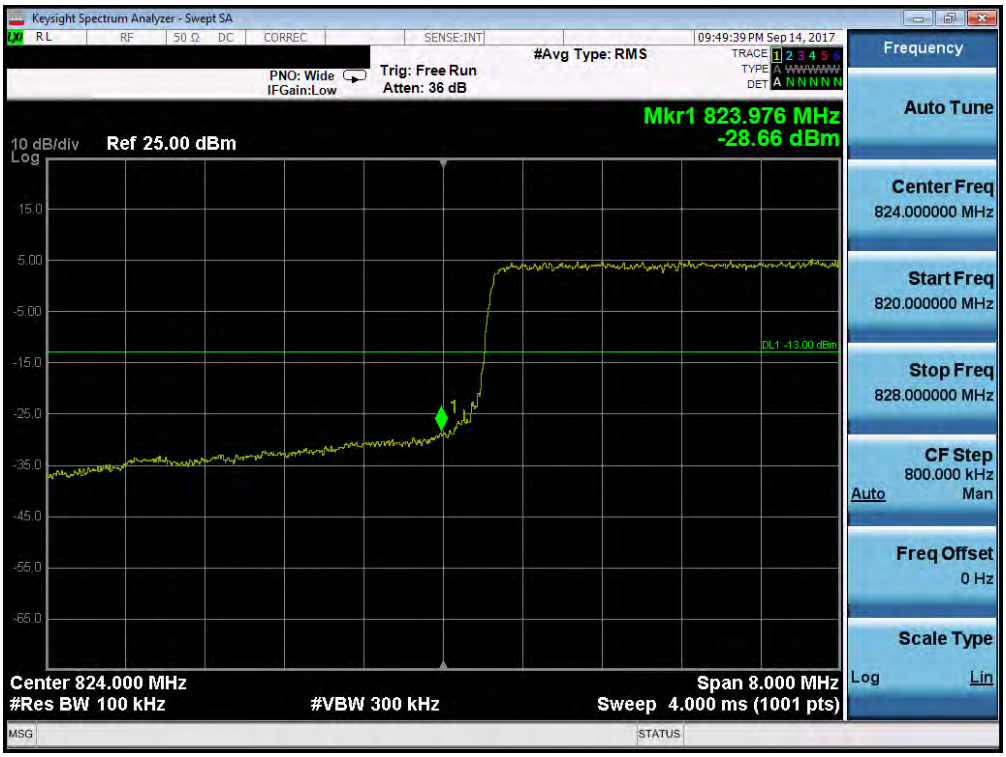

Plot 7-210. Lower Band Edge Plot (Band 5/26 – 10.0MHz QPSK – RB Size 50)

Plot 7-211. Upper Band Edge Plot (Band 5/26 – 10.0MHz QPSK – RB Size 50)

© 2017 PCTEST Engineering Laboratory, Inc. V 7 8/5/2017
All rights reserved. Unless otherwise specified, no part of this report may be reproduced or utilized in any part, form or by any means, electronic or mechanical, including photocopying and microfilm, without permission in writing from PCTEST Engineering Laboratory, Inc. If you have any questions about this international copyright or have an enquiry about obtaining additional rights to this report or assembly of contents thereof, please contact INFO@PCTESTLAB.COM.

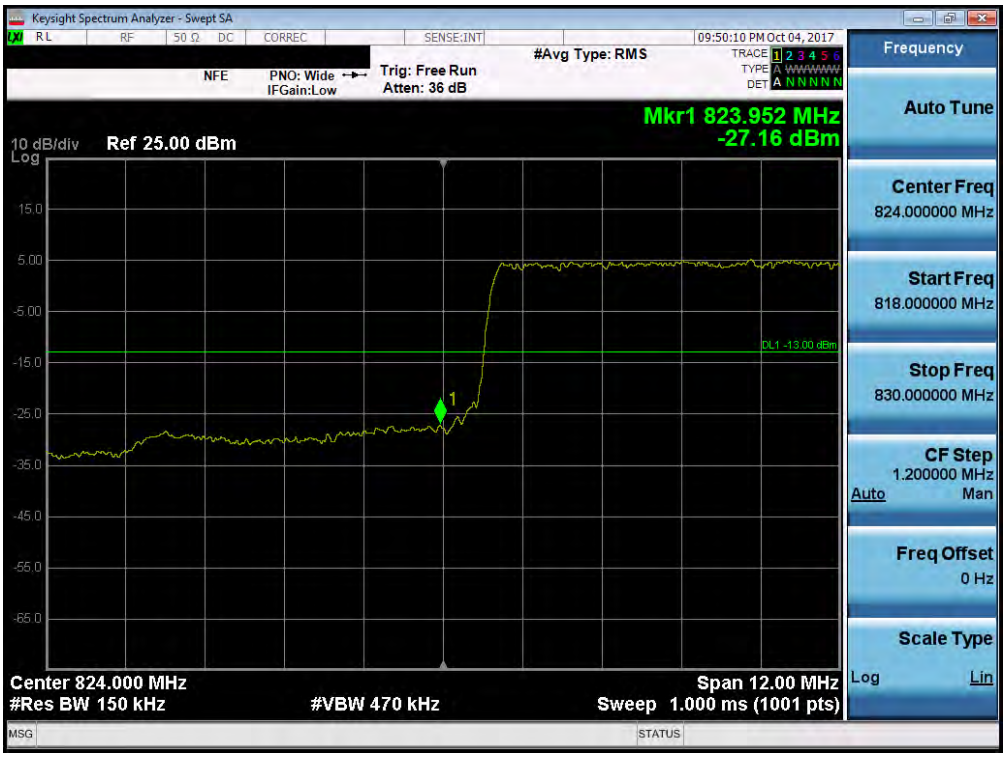

Plot 7-212. Lower Band Edge Plot (Band 26 – 15.0MHz QPSK – RB Size 75)

Plot 7-213. Upper Band Edge Plot (Band 26 – 15.0MHz QPSK – RB Size 75)

© 2017 PCTEST Engineering Laboratory, Inc.
All rights reserved. Unless otherwise specified, no part of this report may be reproduced or utilized in any part, form or by any means, electronic or mechanical, including photocopying and microfilm, without permission in writing from PCTEST Engineering Laboratory, Inc. If you have any questions about this international copyright or have an enquiry about obtaining additional rights to this report or assembly of contents thereof, please contact INFO@PCTESTLAB.COM.

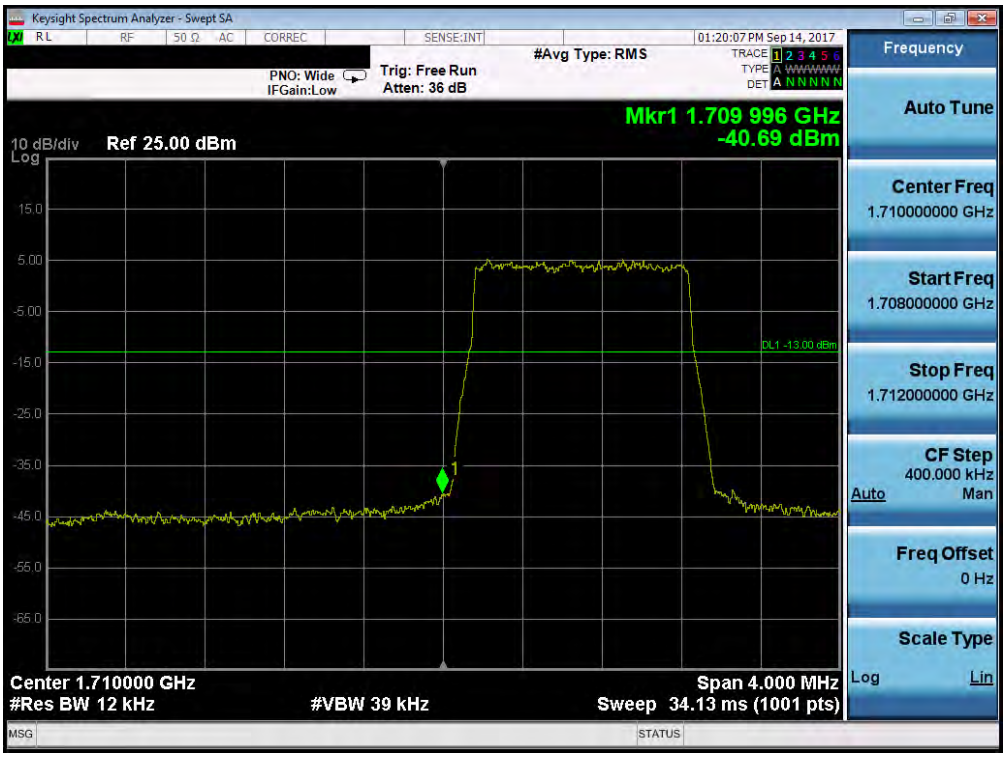

Plot 7-214. Lower Band Edge Plot (Band 4/66 – 1.4MHz QPSK – RB Size 6)

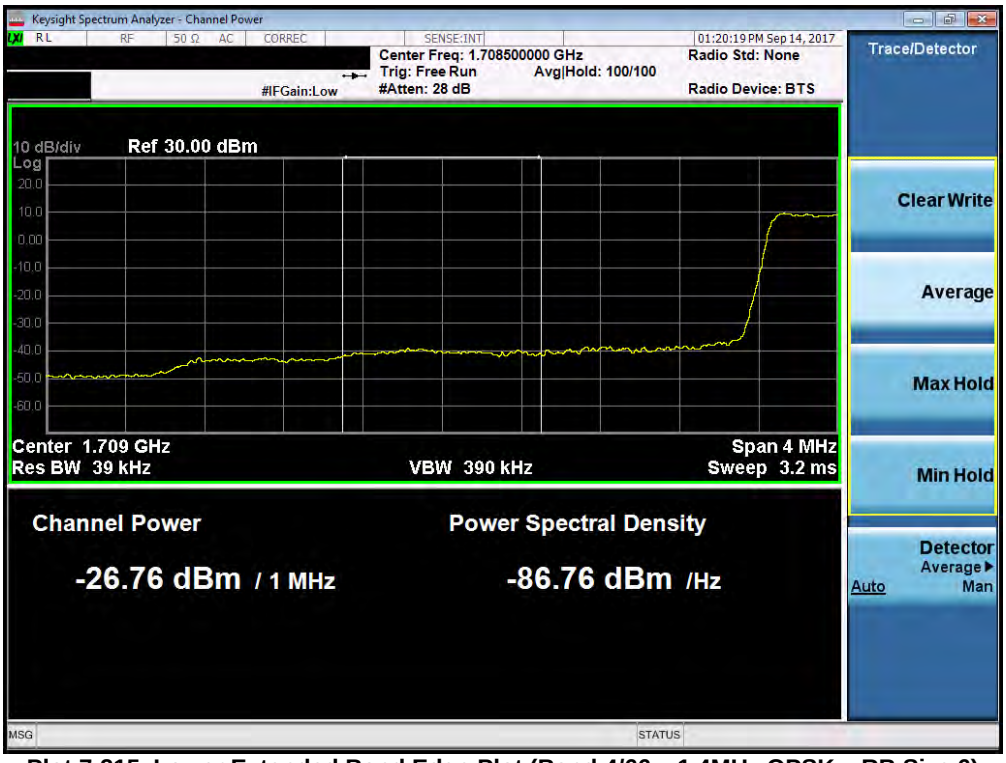

Plot 7-215. Lower Extended Band Edge Plot (Band 4/66 – 1.4MHz QPSK – RB Size 6)

© 2017 PCTEST Engineering Laboratory, Inc.
All rights reserved. Unless otherwise specified, no part of this report may be reproduced or utilized in any part, form or by any means, electronic or mechanical, including photocopying and microfilm, without permission in writing from PCTEST Engineering Laboratory, Inc. If you have any questions about this international copyright or have an enquiry about obtaining additional rights to this report or assembly of contents thereof, please contact INFO@PCTESTLAB.COM.

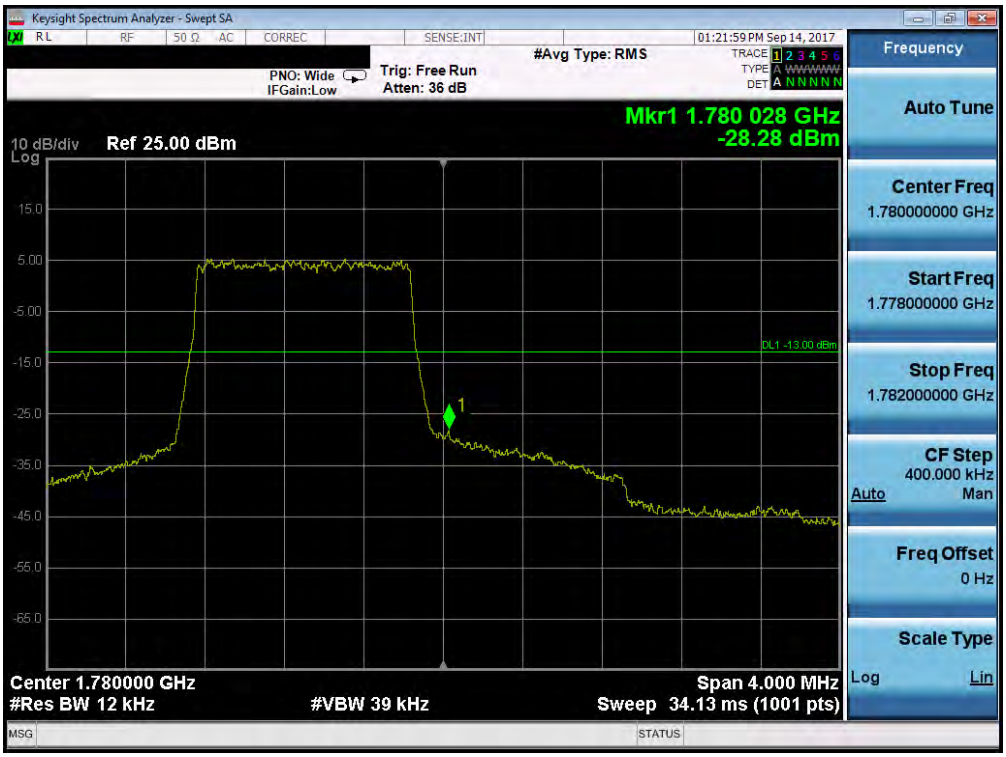

Plot 7-216. Upper Band Edge Plot (Band 66 – 1.4MHz QPSK – RB Size 6)

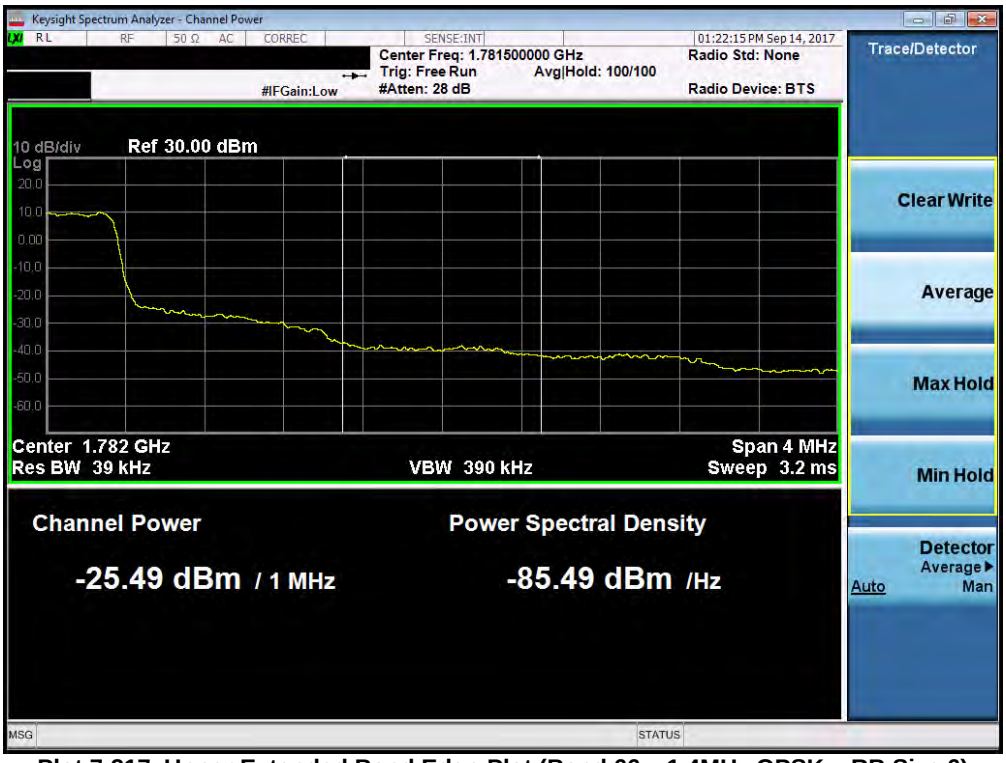

Plot 7-217. Upper Extended Band Edge Plot (Band 66 – 1.4MHz QPSK – RB Size 6)

© 2017 PCTEST Engineering Laboratory, Inc.
All rights reserved. Unless otherwise specified, no part of this report may be reproduced or utilized in any part, form or by any means, electronic or mechanical, including photocopying and microfilm, without permission in writing from PCTEST Engineering Laboratory, Inc. If you have any questions about this international copyright or have an enquiry about obtaining additional rights to this report or assembly of contents thereof, please contact INFO@PCTESTLAB.COM.

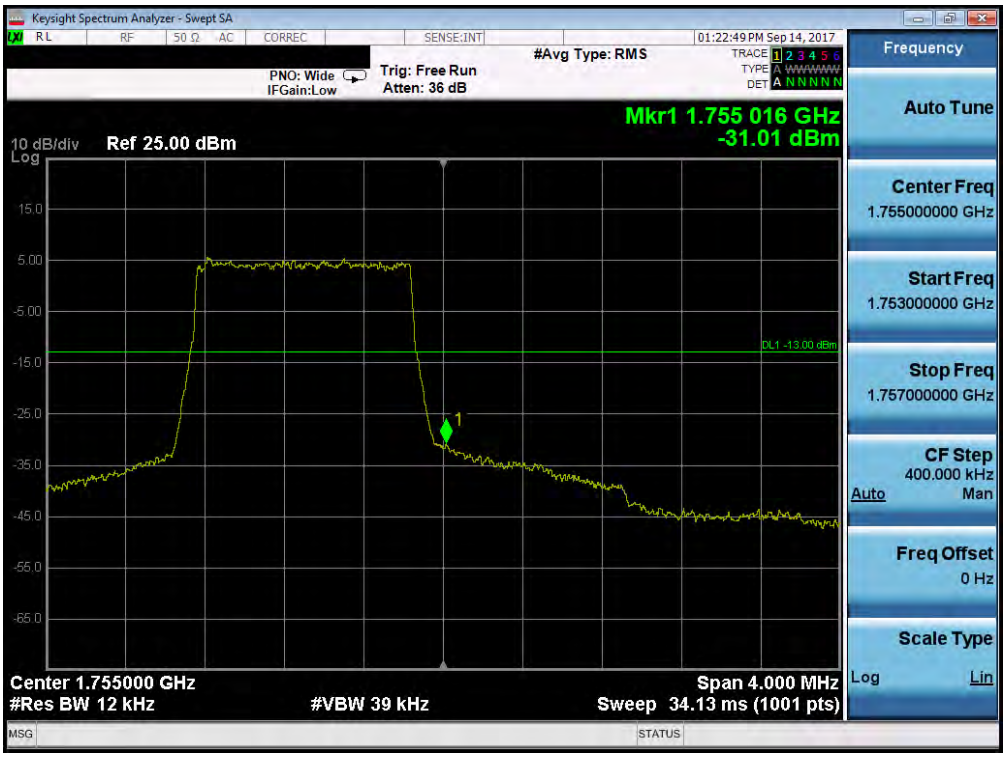

Plot 7-218. Upper Band Edge Plot (Band 4 – 1.4MHz QPSK – RB Size 6)

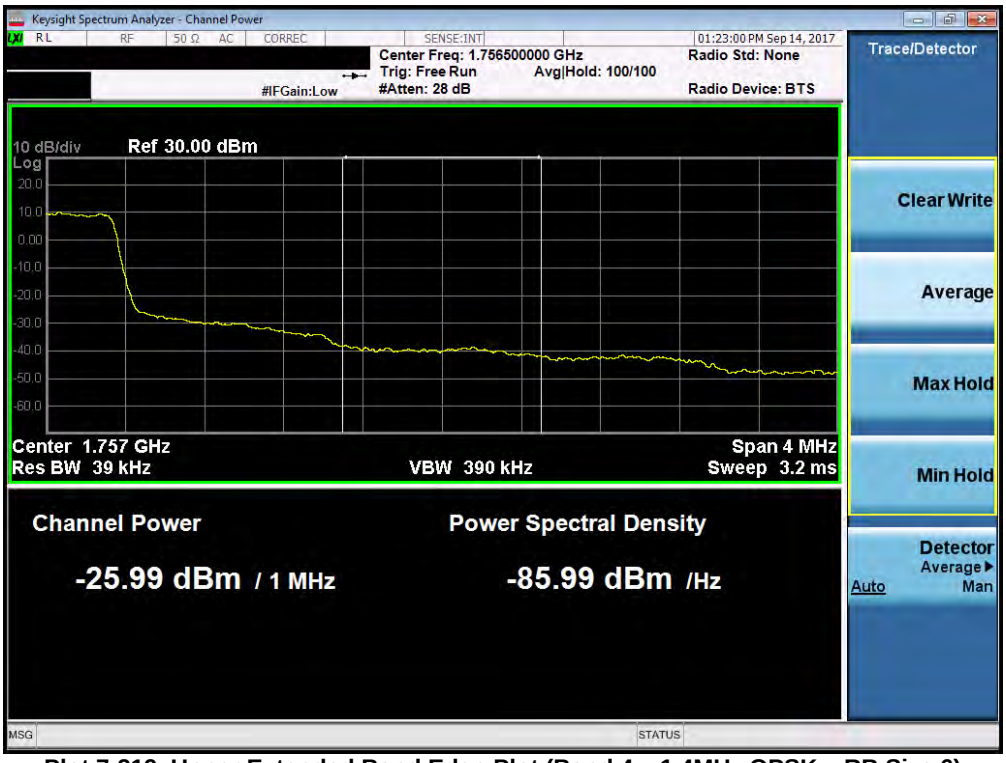

Plot 7-219. Upper Extended Band Edge Plot (Band 4 – 1.4MHz QPSK – RB Size 6)

© 2017 PCTEST Engineering Laboratory, Inc.
All rights reserved. Unless otherwise specified, no part of this report may be reproduced or utilized in any part, form or by any means, electronic or mechanical, including photocopying and microfilm, without permission in writing from PCTEST Engineering Laboratory, Inc. If you have any questions about this international copyright or have an enquiry about obtaining additional rights to this report or assembly of contents thereof, please contact INFO@PCTESTLAB.COM.

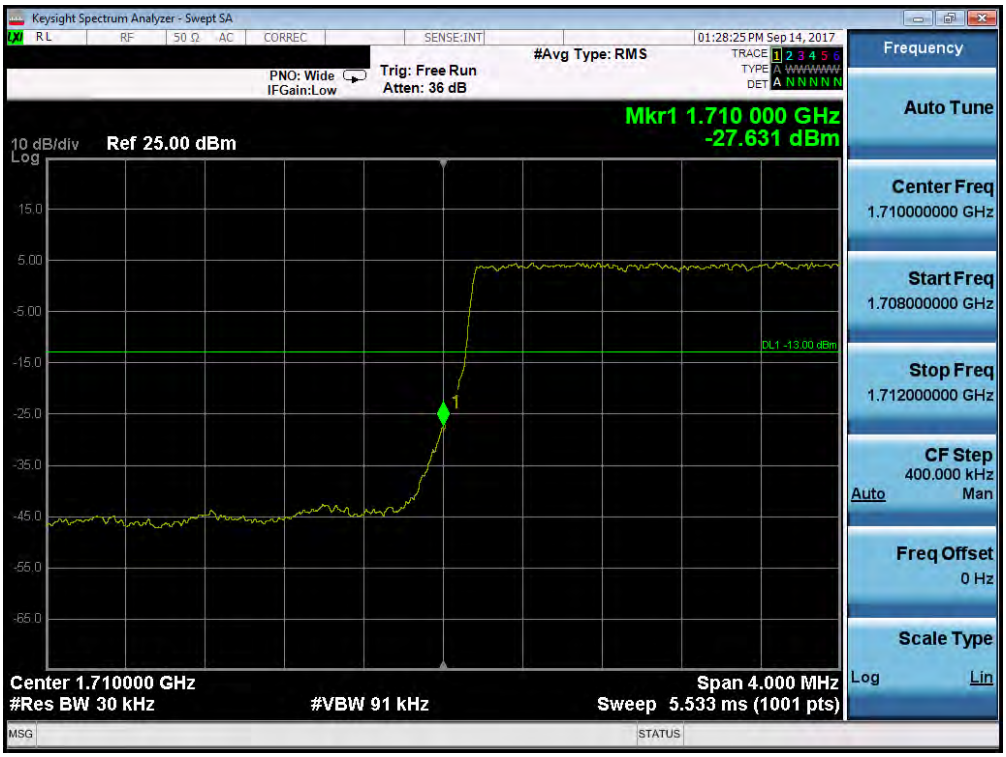

Plot 7-220. Lower Band Edge Plot (Band 4/66 – 3.0MHz QPSK – RB Size 15)

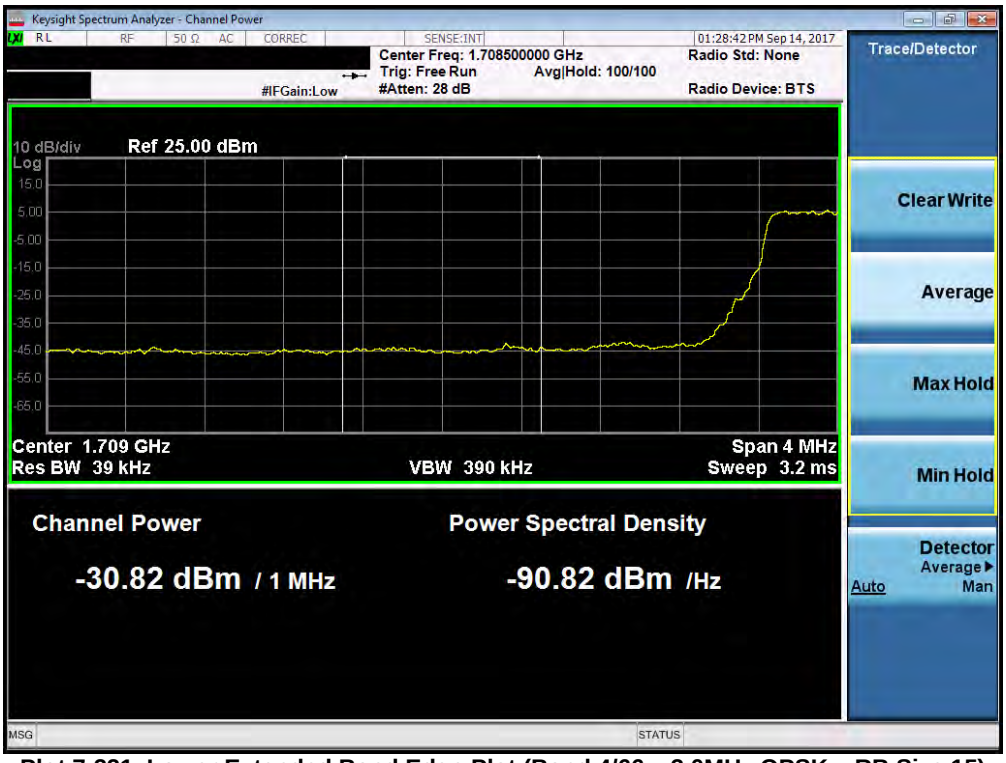

Plot 7-221. Lower Extended Band Edge Plot (Band 4/66 – 3.0MHz QPSK – RB Size 15)

© 2017 PCTEST Engineering Laboratory, Inc.
All rights reserved. Unless otherwise specified, no part of this report may be reproduced or utilized in any part, form or by any means, electronic or mechanical, including photocopying and microfilm, without permission in writing from PCTEST Engineering Laboratory, Inc. If you have any questions about this international copyright or have an enquiry about obtaining additional rights to this report or assembly of contents thereof, please contact INFO@PCTESTLAB.COM.

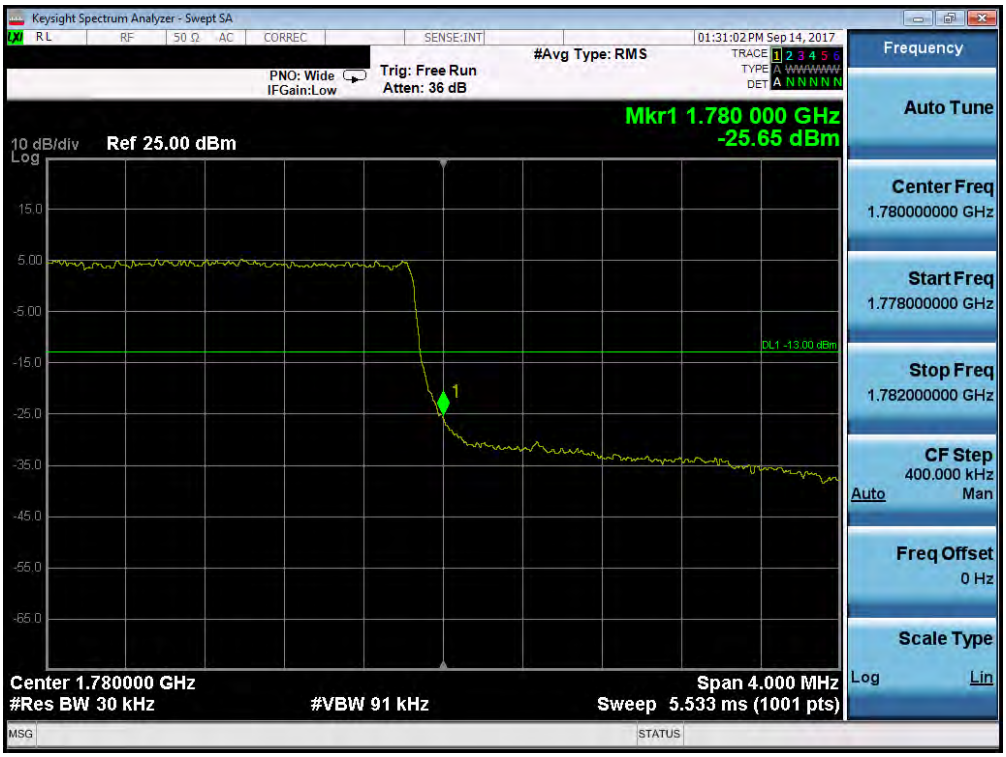

Plot 7-222. Upper Band Edge Plot (Band 66 – 3.0MHz QPSK – RB Size 15)

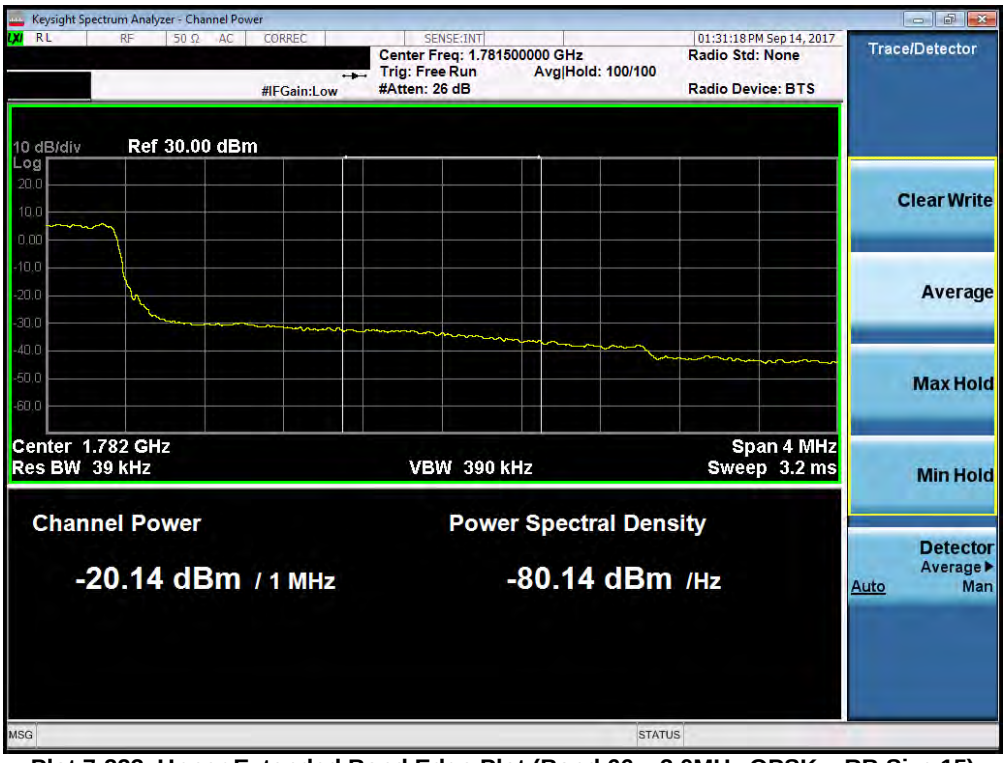

Plot 7-223. Upper Extended Band Edge Plot (Band 66 – 3.0MHz QPSK – RB Size 15)

© 2017 PCTEST Engineering Laboratory, Inc.
All rights reserved. Unless otherwise specified, no part of this report may be reproduced or utilized in any part, form or by any means, electronic or mechanical, including photocopying and microfilm, without permission in writing from PCTEST Engineering Laboratory, Inc. If you have any questions about this international copyright or have an enquiry about obtaining additional rights to this report or assembly of contents thereof, please contact INFO@PCTESTLAB.COM.

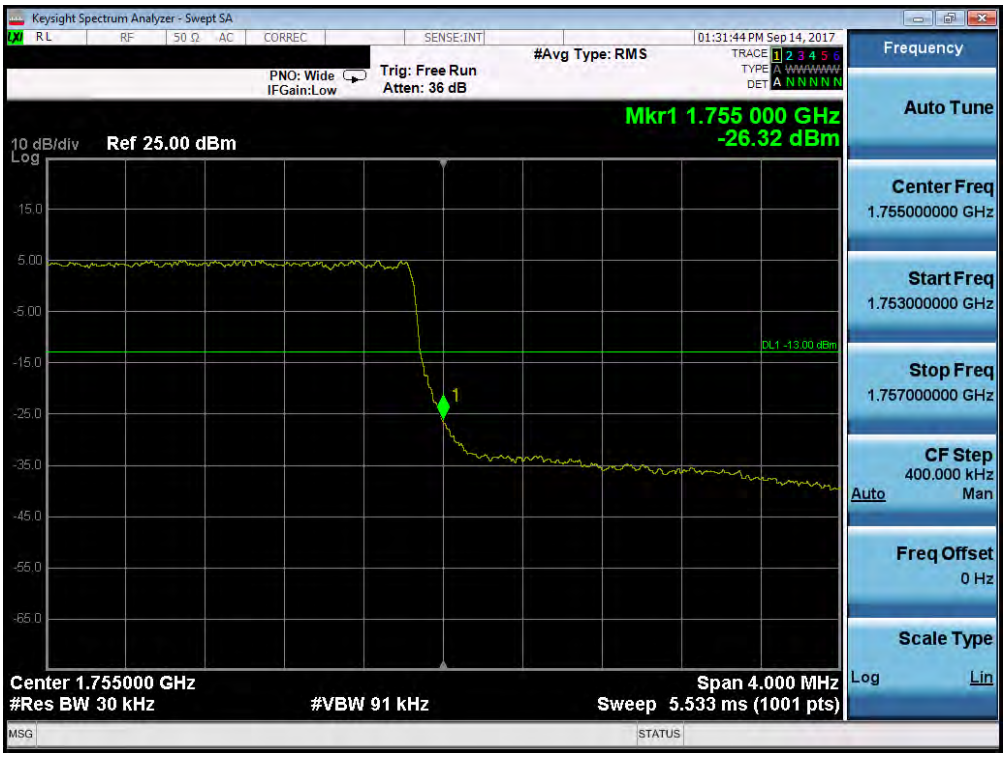

Plot 7-224. Upper Band Edge Plot (Band 4 – 3.0MHz QPSK – RB Size 15)

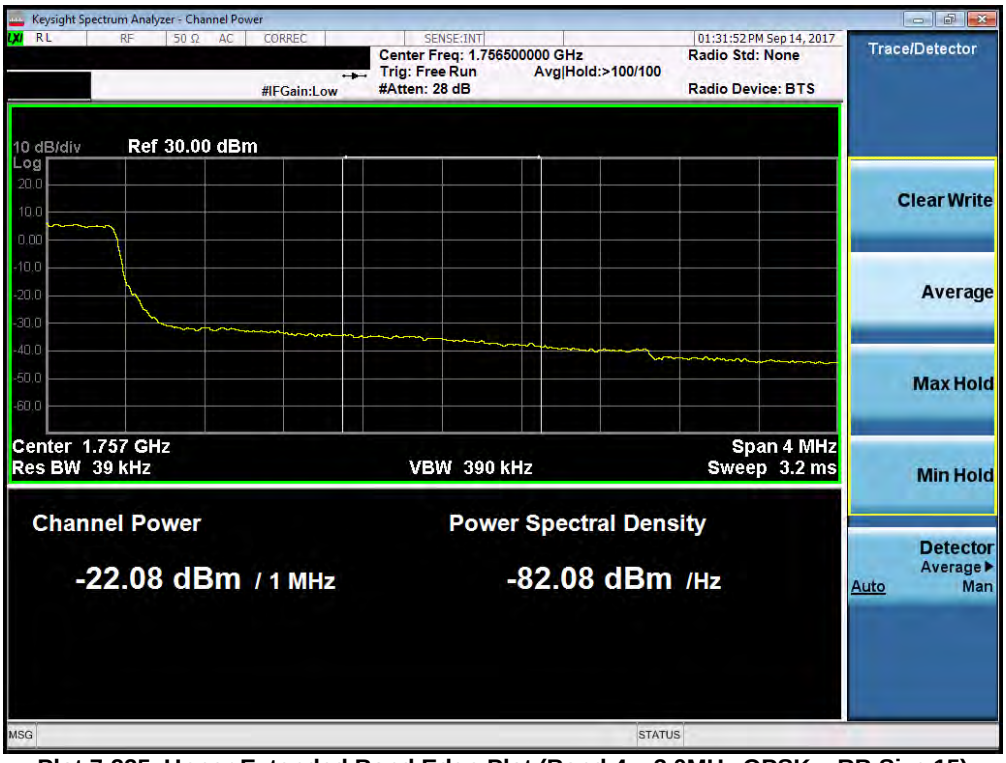

Plot 7-225. Upper Extended Band Edge Plot (Band 4 – 3.0MHz QPSK – RB Size 15)

© 2017 PCTEST Engineering Laboratory, Inc.
All rights reserved. Unless otherwise specified, no part of this report may be reproduced or utilized in any part, form or by any means, electronic or mechanical, including photocopying and microfilm, without permission in writing from PCTEST Engineering Laboratory, Inc. If you have any questions about this international copyright or have an enquiry about obtaining additional rights to this report or assembly of contents thereof, please contact INFO@PCTESTLAB.COM.

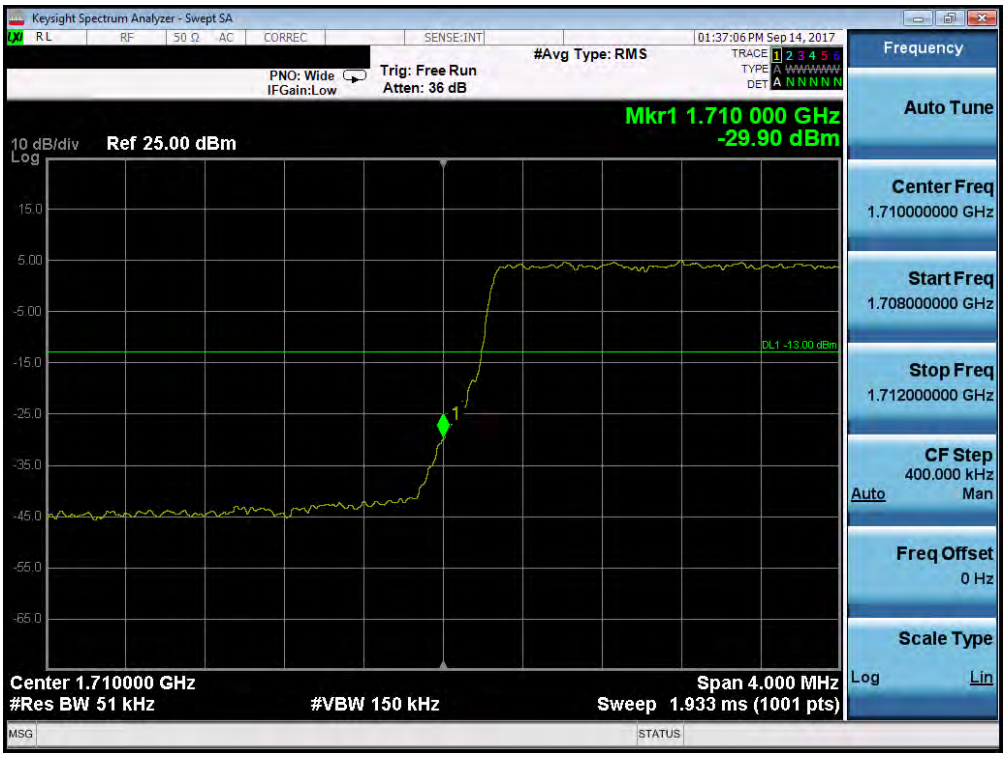

Plot 7-226. Lower Band Edge Plot (Band 4/66 – 5.0MHz QPSK – RB Size 25)

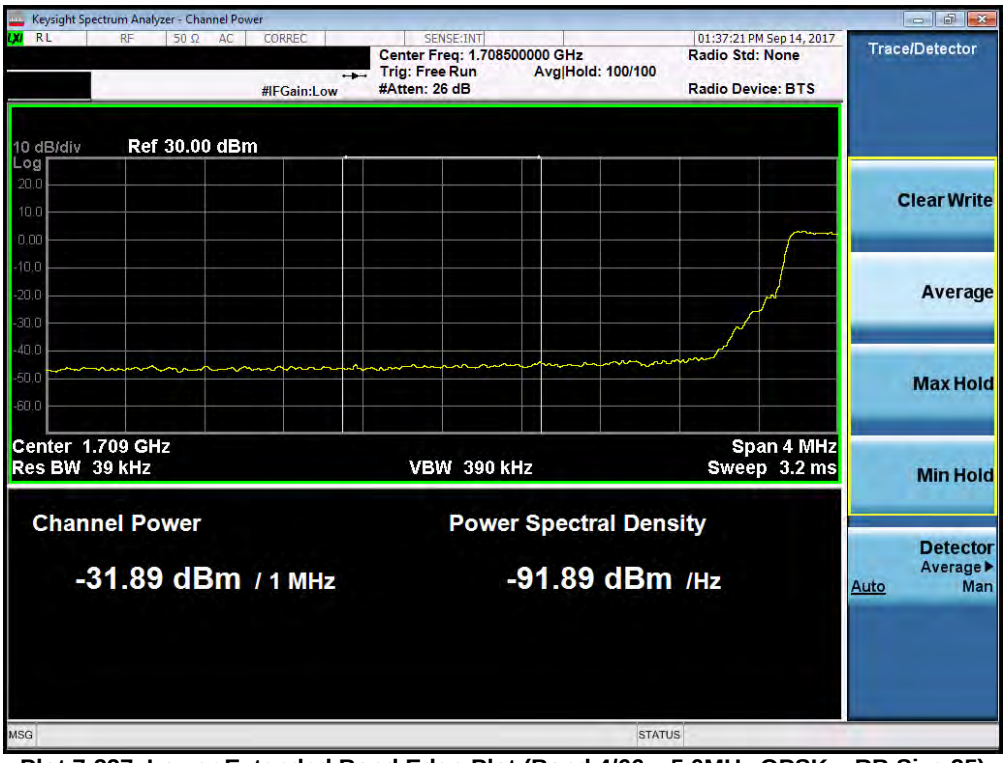

Plot 7-227. Lower Extended Band Edge Plot (Band 4/66 – 5.0MHz QPSK – RB Size 25)

© 2017 PCTEST Engineering Laboratory, Inc. V 7 8/5/2017
All rights reserved. Unless otherwise specified, no part of this report may be reproduced or utilized in any part, form or by any means, electronic or mechanical, including photocopying and microfilm, without permission in writing from PCTEST Engineering Laboratory, Inc. If you have any questions about this international copyright or have an enquiry about obtaining additional rights to this report or assembly of contents thereof, please contact INFO@PCTESTLAB.COM.

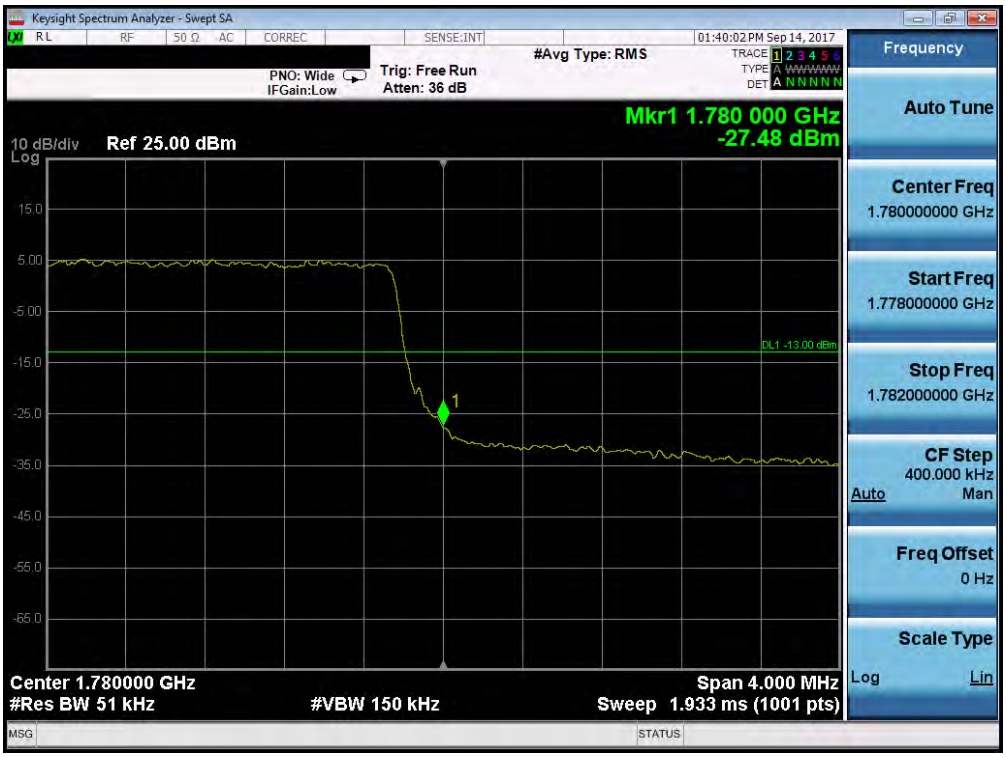

Plot 7-228. Upper Band Edge Plot (Band 66 – 5.0MHz QPSK – RB Size 25)

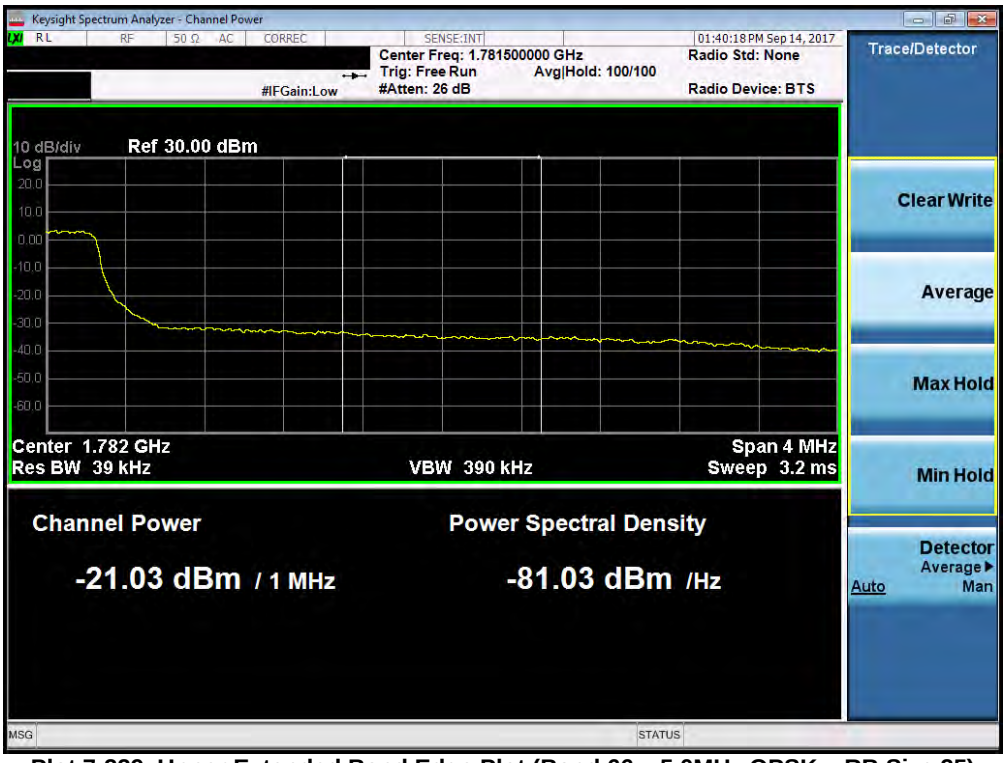

Plot 7-229. Upper Extended Band Edge Plot (Band 66 – 5.0MHz QPSK – RB Size 25)

© 2017 PCTEST Engineering Laboratory, Inc.
All rights reserved. Unless otherwise specified, no part of this report may be reproduced or utilized in any part, form or by any means, electronic or mechanical, including photocopying and microfilm, without permission in writing from PCTEST Engineering Laboratory, Inc. If you have any questions about this international copyright or have an enquiry about obtaining additional rights to this report or assembly of contents thereof, please contact INFO@PCTESTLAB.COM.

Plot 7-230. Upper Band Edge Plot (Band 4 – 5.0MHz QPSK – RB Size 25)

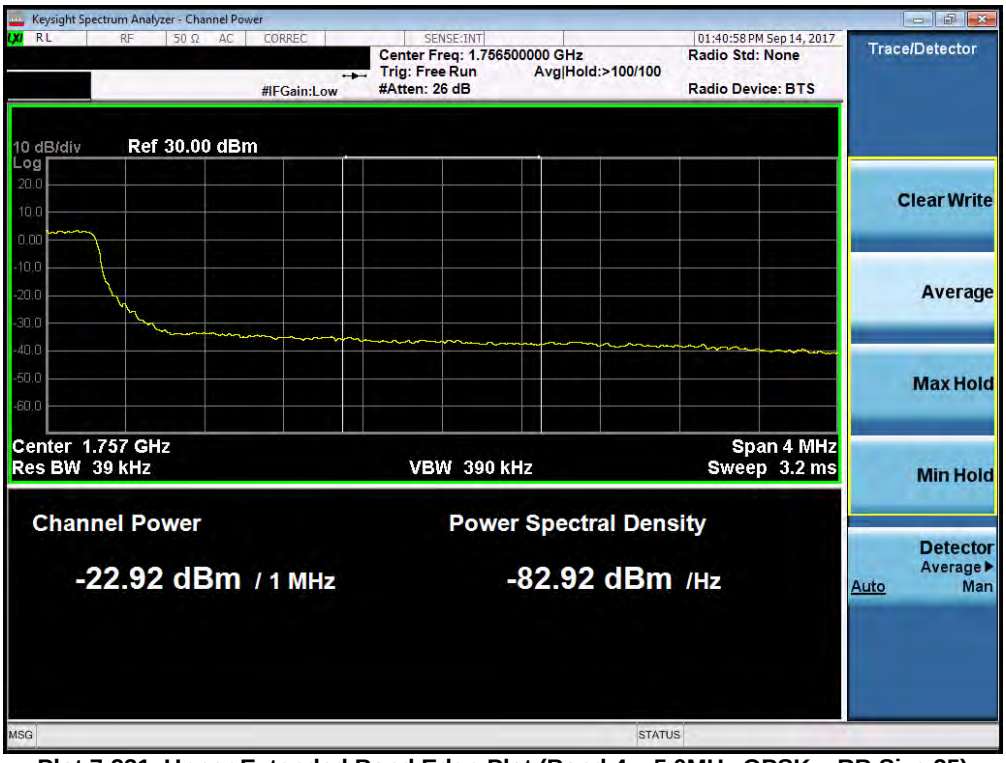

Plot 7-231. Upper Extended Band Edge Plot (Band 4 – 5.0MHz QPSK – RB Size 25)

© 2017 PCTEST Engineering Laboratory, Inc.
All rights reserved. Unless otherwise specified, no part of this report may be reproduced or utilized in any part, form or by any means, electronic or mechanical, including photocopying and microfilm, without permission in writing from PCTEST Engineering Laboratory, Inc. If you have any questions about this international copyright or have an enquiry about obtaining additional rights to this report or assembly of contents thereof, please contact INFO@PCTESTLAB.COM.

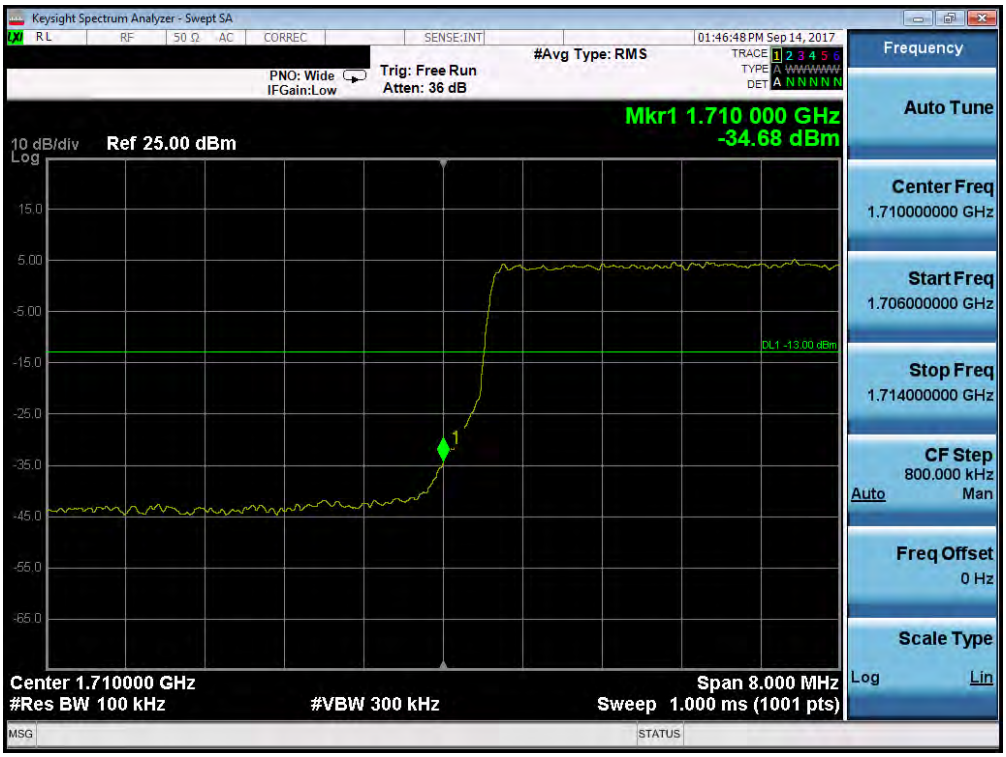

Plot 7-232. Lower Band Edge Plot (Band 4/66 – 10.0MHz QPSK – RB Size 50)

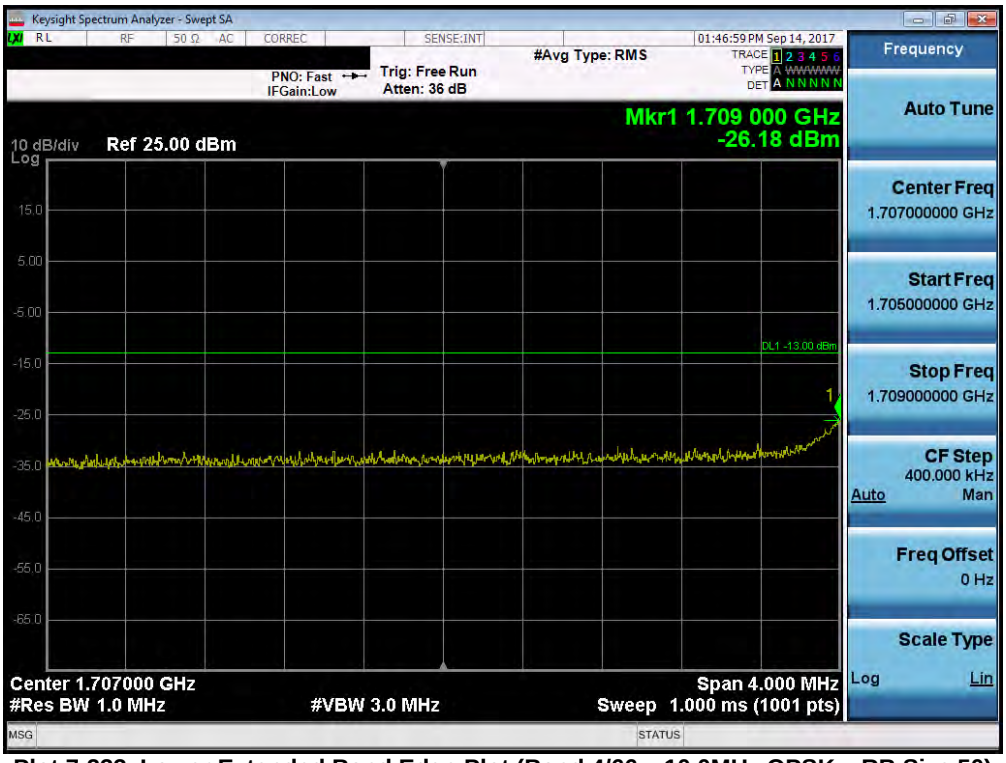

Plot 7-233. Lower Extended Band Edge Plot (Band 4/66 – 10.0MHz QPSK – RB Size 50)

© 2017 PCTEST Engineering Laboratory, Inc. V 7 8/5/2017
All rights reserved. Unless otherwise specified, no part of this report may be reproduced or utilized in any part, form or by any means, electronic or mechanical, including photocopying and microfilm, without permission in writing from PCTEST Engineering Laboratory, Inc. If you have any questions about this international copyright or have an enquiry about obtaining additional rights to this report or assembly of contents thereof, please contact INFO@PCTESTLAB.COM.

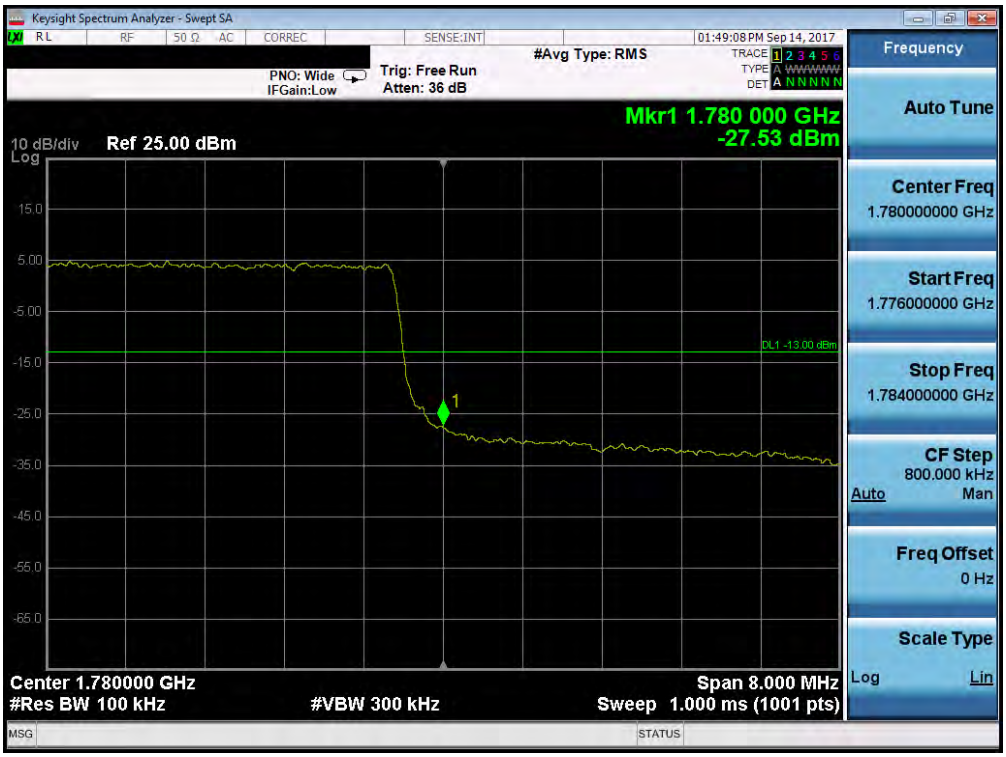

Plot 7-234. Upper Band Edge Plot (Band 66 – 10.0MHz QPSK – RB Size 50)

Plot 7-235. Upper Extended Band Edge Plot (Band 66 – 10.0MHz QPSK – RB Size 50)

© 2017 PCTEST Engineering Laboratory, Inc.
All rights reserved. Unless otherwise specified, no part of this report may be reproduced or utilized in any part, form or by any means, electronic or mechanical, including photocopying and microfilm, without permission in writing from PCTEST Engineering Laboratory, Inc. If you have any questions about this international copyright or have an enquiry about obtaining additional rights to this report or assembly of contents thereof, please contact INFO@PCTESTLAB.COM.

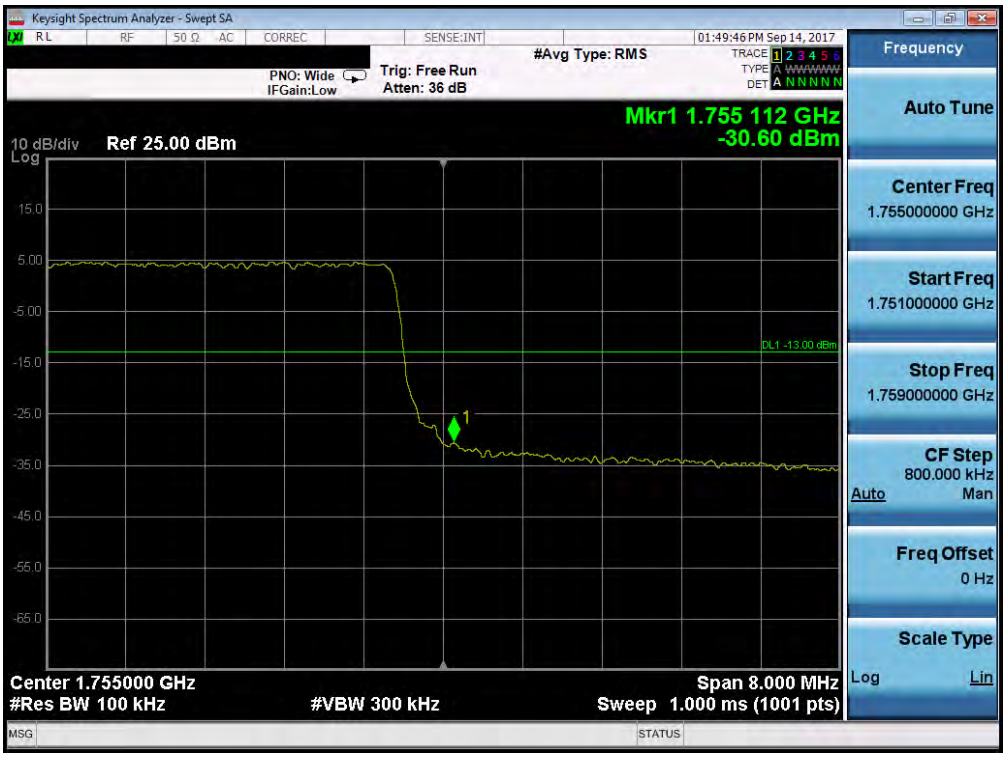

Plot 7-236. Upper Band Edge Plot (Band 4 – 10.0MHz QPSK – RB Size 50)

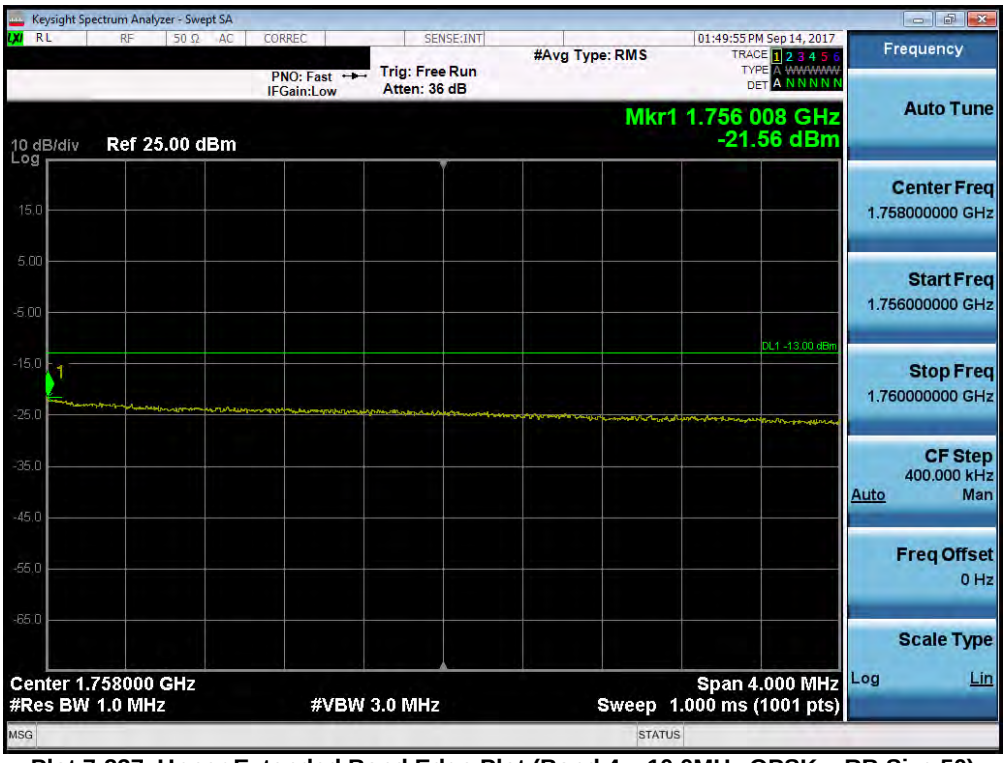

Plot 7-237. Upper Extended Band Edge Plot (Band 4 – 10.0MHz QPSK – RB Size 50)

© 2017 PCTEST Engineering Laboratory, Inc.
All rights reserved. Unless otherwise specified, no part of this report may be reproduced or utilized in any part, form or by any means, electronic or mechanical, including photocopying and microfilm, without permission in writing from PCTEST Engineering Laboratory, Inc. If you have any questions about this international copyright or have an enquiry about obtaining additional rights to this report or assembly of contents thereof, please contact INFO@PCTESTLAB.COM.

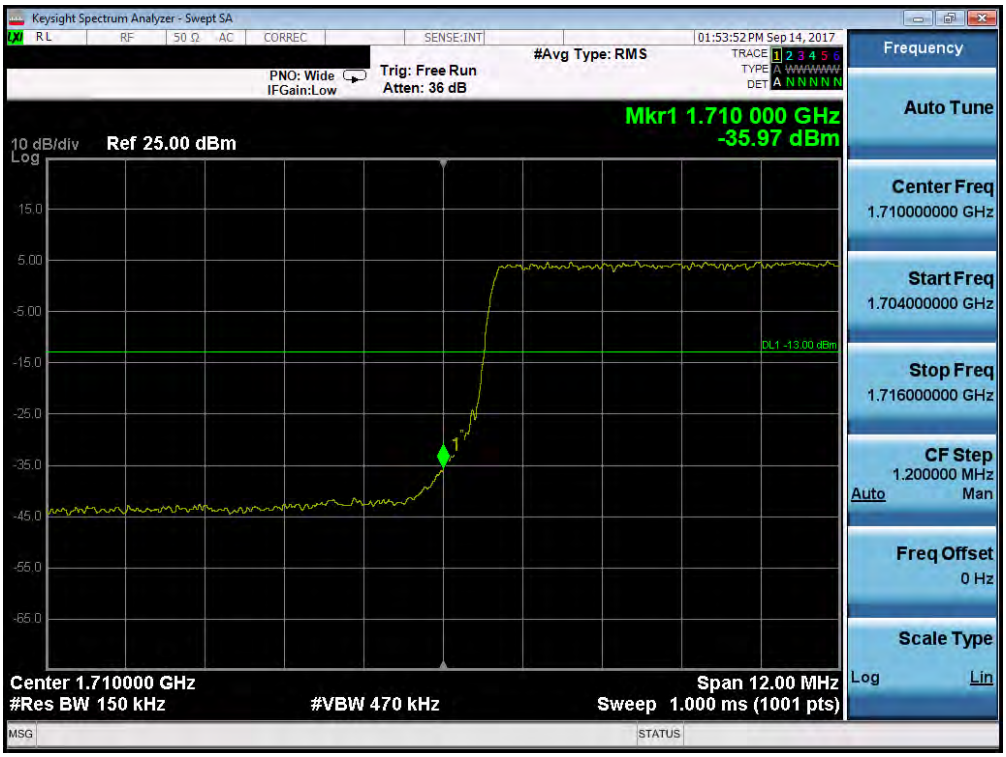

Plot 7-238. Lower Band Edge Plot (Band 4/66 – 15.0MHz QPSK – RB Size 75)

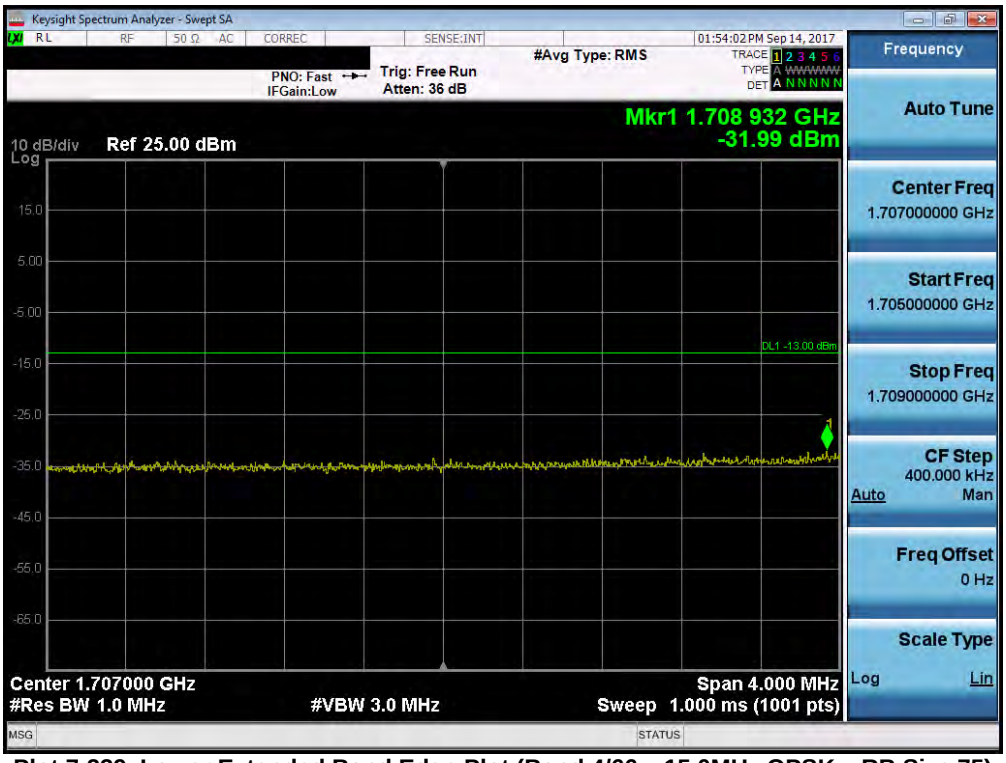

Plot 7-239. Lower Extended Band Edge Plot (Band 4/66 – 15.0MHz QPSK – RB Size 75)

© 2017 PCTEST Engineering Laboratory, Inc.
All rights reserved. Unless otherwise specified, no part of this report may be reproduced or utilized in any part, form or by any means, electronic or mechanical, including photocopying and microfilm, without permission in writing from PCTEST Engineering Laboratory, Inc. If you have any questions about this international copyright or have an enquiry about obtaining additional rights to this report or assembly of contents thereof, please contact INFO@PCTESTLAB.COM.

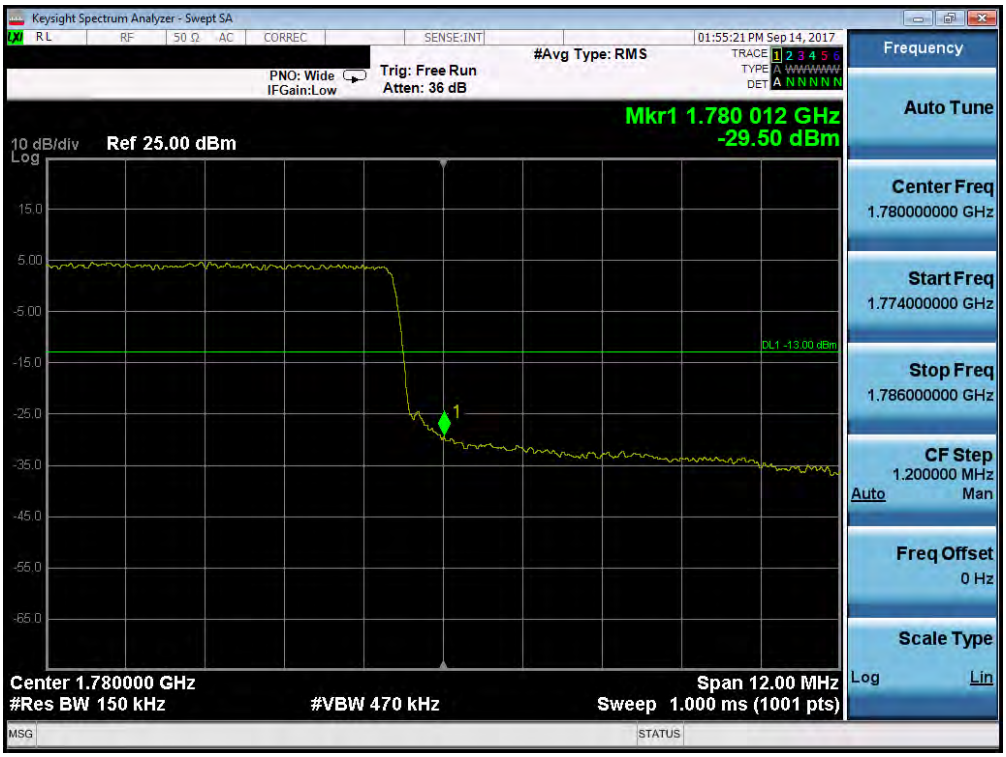

Plot 7-240. Upper Band Edge Plot (Band 66 – 15.0MHz QPSK – RB Size 75)

Plot 7-241. Upper Extended Band Edge Plot (Band 66 – 15.0MHz QPSK – RB Size 75)

© 2017 PCTEST Engineering Laboratory, Inc. V 7 8/5/2017
All rights reserved. Unless otherwise specified, no part of this report may be reproduced or utilized in any part, form or by any means, electronic or mechanical, including photocopying and microfilm, without permission in writing from PCTEST Engineering Laboratory, Inc. If you have any questions about this international copyright or have an enquiry about obtaining additional rights to this report or assembly of contents thereof, please contact INFO@PCTESTLAB.COM.

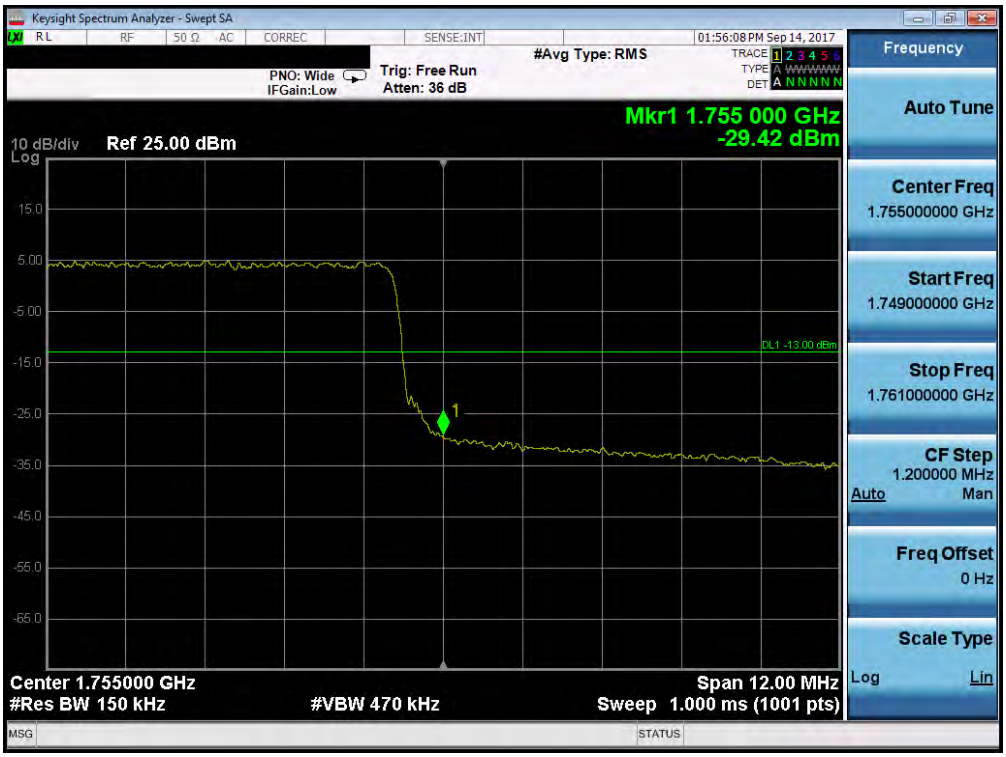

Plot 7-242. Upper Band Edge Plot (Band 4 – 15.0MHz QPSK – RB Size 75)

Plot 7-243. Upper Extended Band Edge Plot (Band 4 – 15.0MHz QPSK – RB Size 75)

© 2017 PCTEST Engineering Laboratory, Inc.
All rights reserved. Unless otherwise specified, no part of this report may be reproduced or utilized in any part, form or by any means, electronic or mechanical, including photocopying and microfilm, without permission in writing from PCTEST Engineering Laboratory, Inc. If you have any questions about this international copyright or have an enquiry about obtaining additional rights to this report or assembly of contents thereof, please contact INFO@PCTESTLAB.COM.

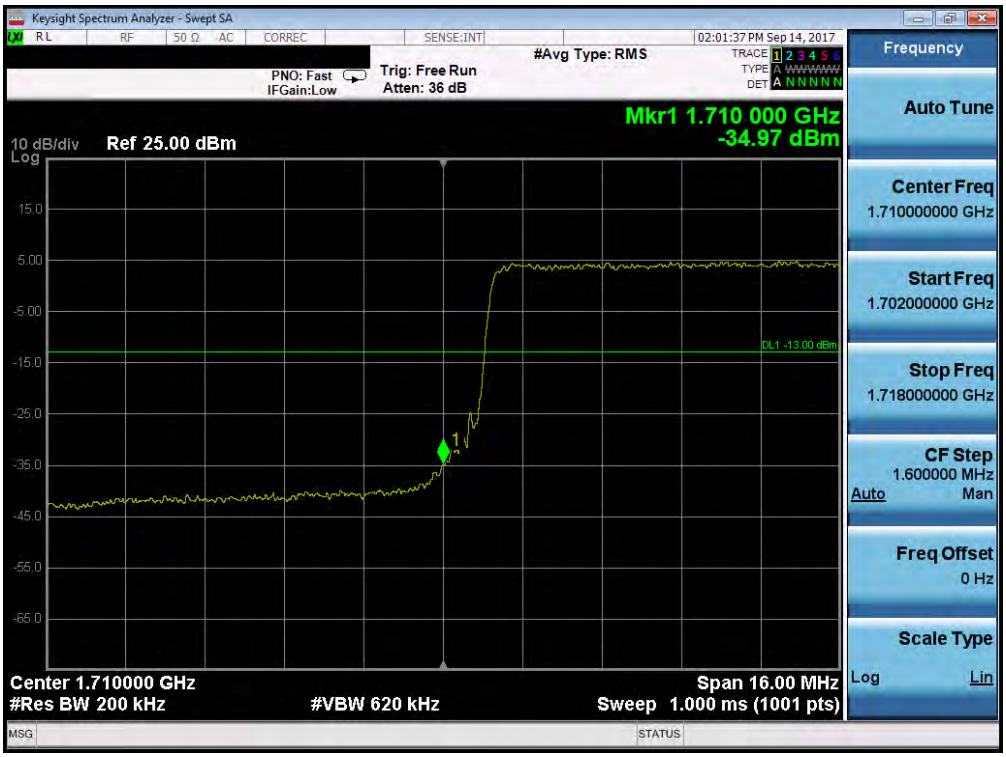

Plot 7-244. Lower Band Edge Plot (Band 4/66 – 20.0MHz QPSK – RB Size 100)

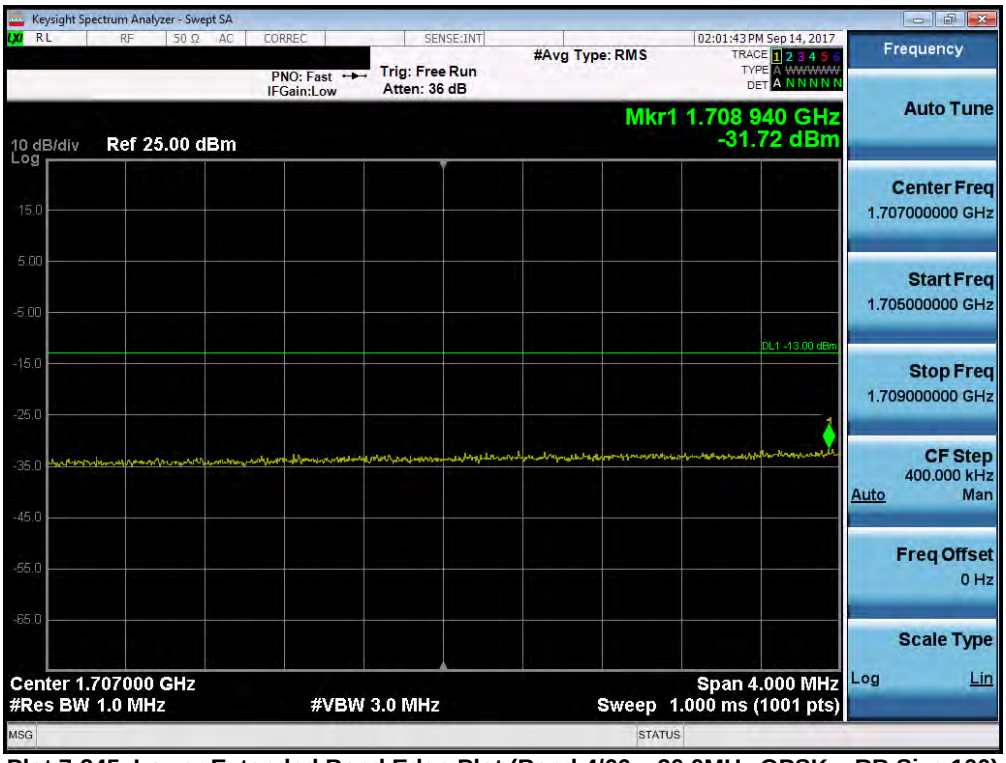

Plot 7-245. Lower Extended Band Edge Plot (Band 4/66 – 20.0MHz QPSK – RB Size 100)

© 2017 PCTEST Engineering Laboratory, Inc. V 7 8/5/2017
All rights reserved. Unless otherwise specified, no part of this report may be reproduced or utilized in any part, form or by any means, electronic or mechanical, including photocopying and microfilm, without permission in writing from PCTEST Engineering Laboratory, Inc. If you have any questions about this international copyright or have an enquiry about obtaining additional rights to this report or assembly of contents thereof, please contact INFO@PCTESTLAB.COM.

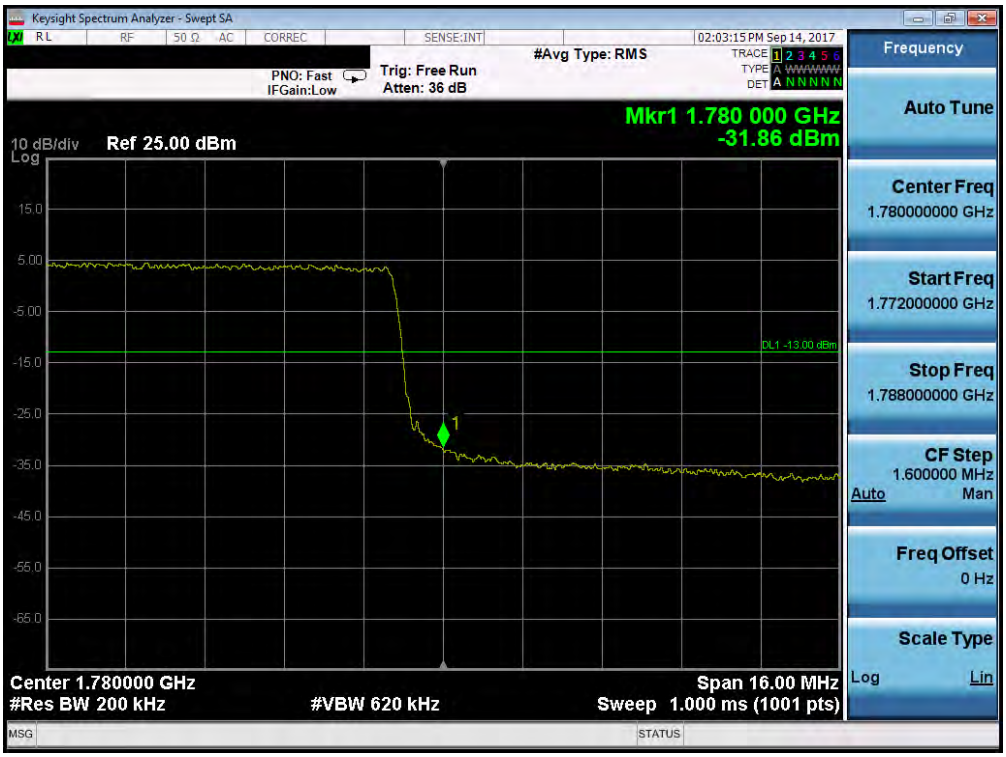

Plot 7-246. Upper Band Edge Plot (Band 66 – 20.0MHz QPSK – RB Size 100)

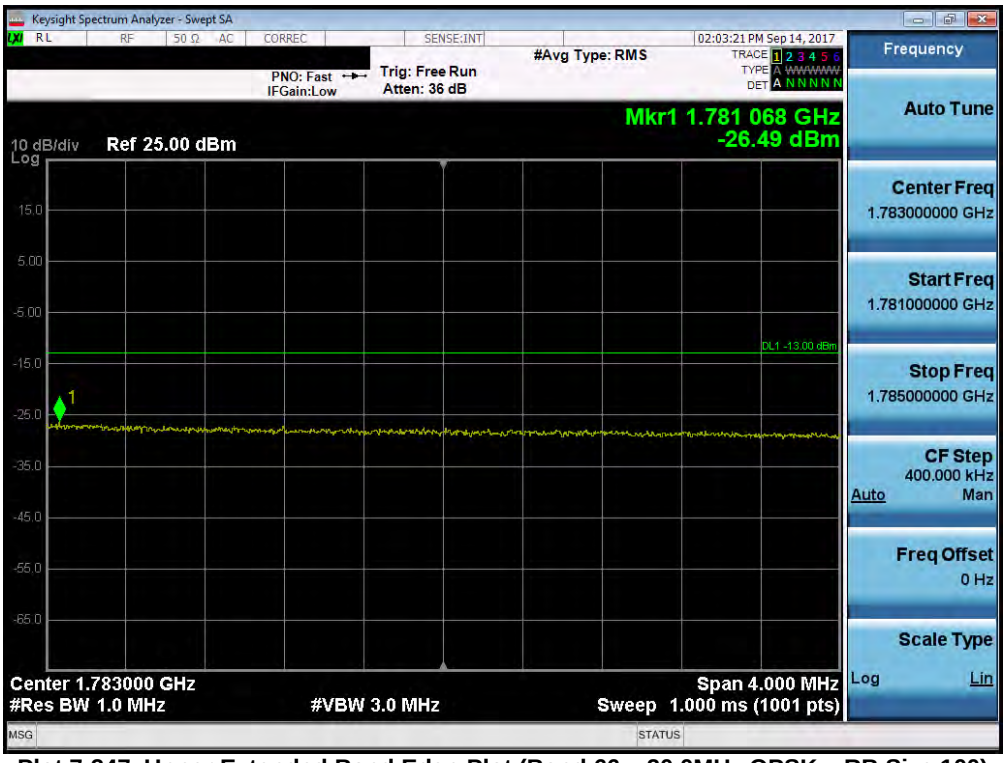

Plot 7-247. Upper Extended Band Edge Plot (Band 66 – 20.0MHz QPSK – RB Size 100)

© 2017 PCTEST Engineering Laboratory, Inc.
All rights reserved. Unless otherwise specified, no part of this report may be reproduced or utilized in any part, form or by any means, electronic or mechanical, including photocopying and microfilm, without permission in writing from PCTEST Engineering Laboratory, Inc. If you have any questions about this international copyright or have an enquiry about obtaining additional rights to this report or assembly of contents thereof, please contact INFO@PCTESTLAB.COM.

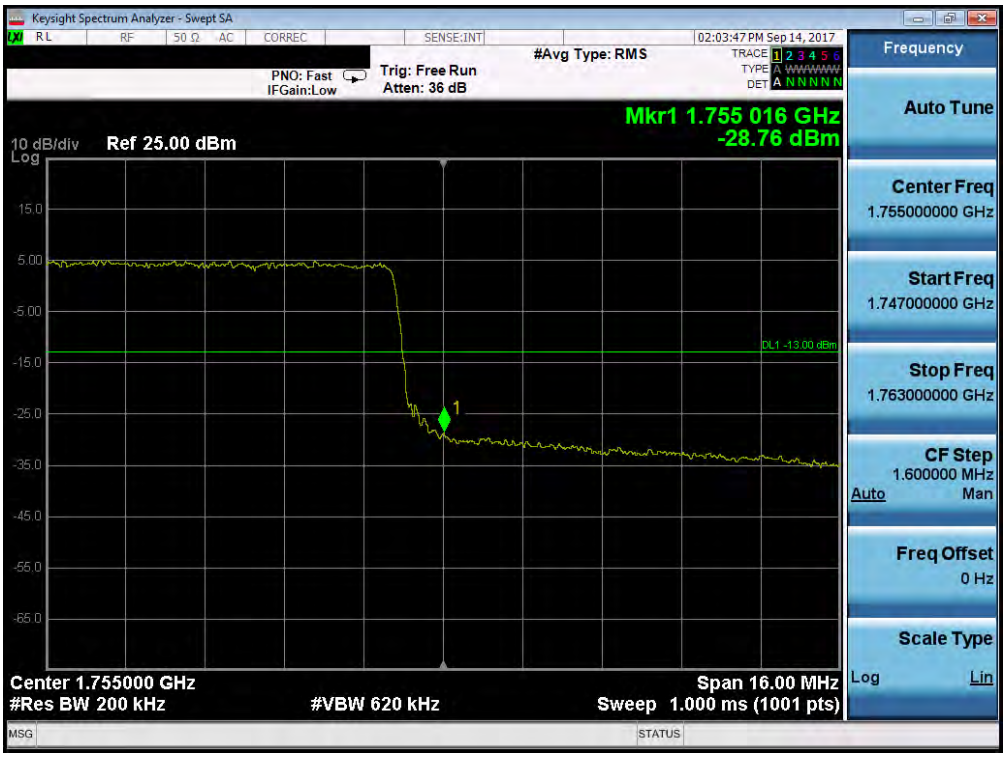

Plot 7-248. Upper Band Edge Plot (Band 4 – 20.0MHz QPSK – RB Size 100)

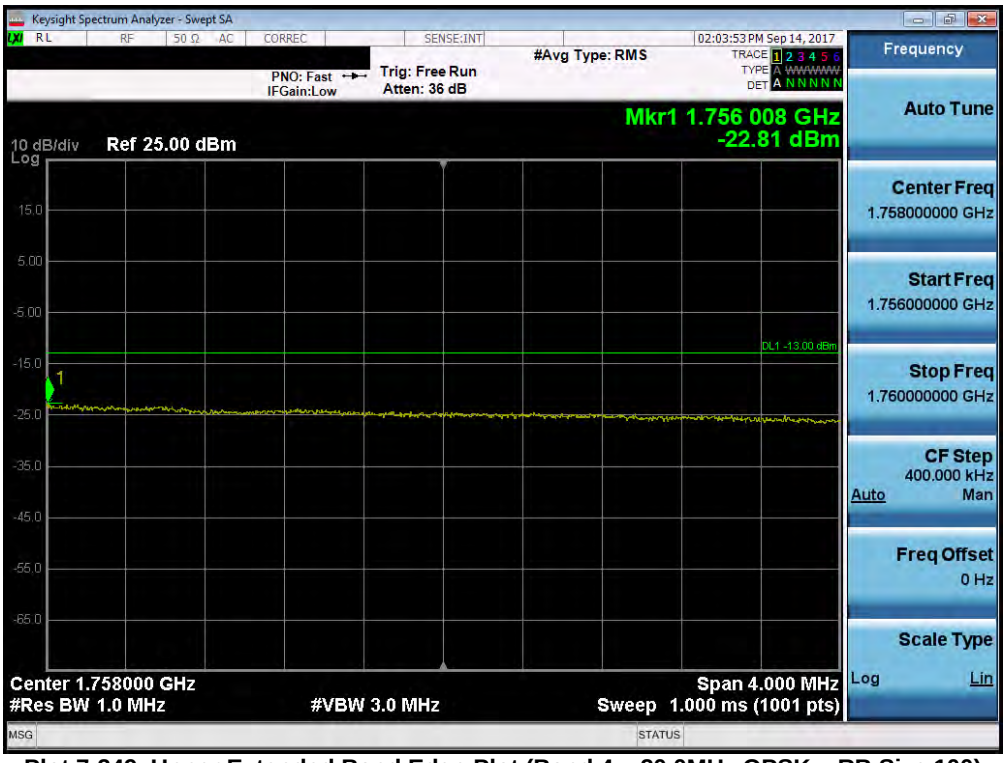

Plot 7-249. Upper Extended Band Edge Plot (Band 4 – 20.0MHz QPSK – RB Size 100)

© 2017 PCTEST Engineering Laboratory, Inc.
All rights reserved. Unless otherwise specified, no part of this report may be reproduced or utilized in any part, form or by any means, electronic or mechanical, including photocopying and microfilm, without permission in writing from PCTEST Engineering Laboratory, Inc. If you have any questions about this international copyright or have an enquiry about obtaining additional rights to this report or assembly of contents thereof, please contact INFO@PCTESTLAB.COM.

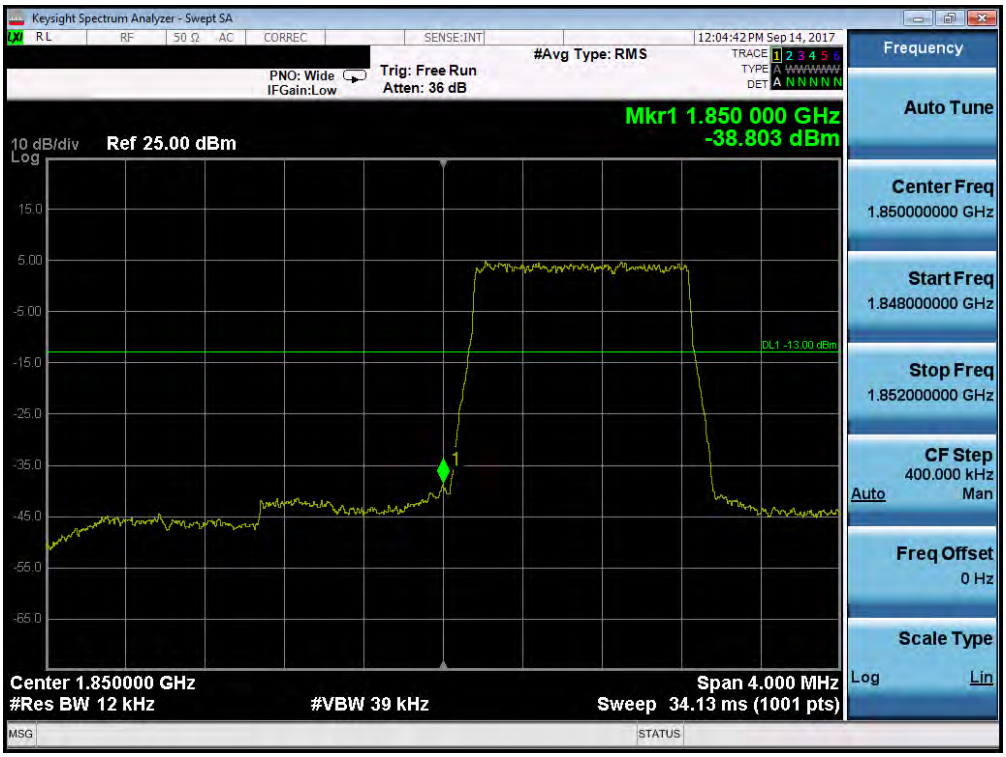

Plot 7-250. Lower Band Edge Plot (Band 2/25 – 1.4MHz QPSK – RB Size 6)

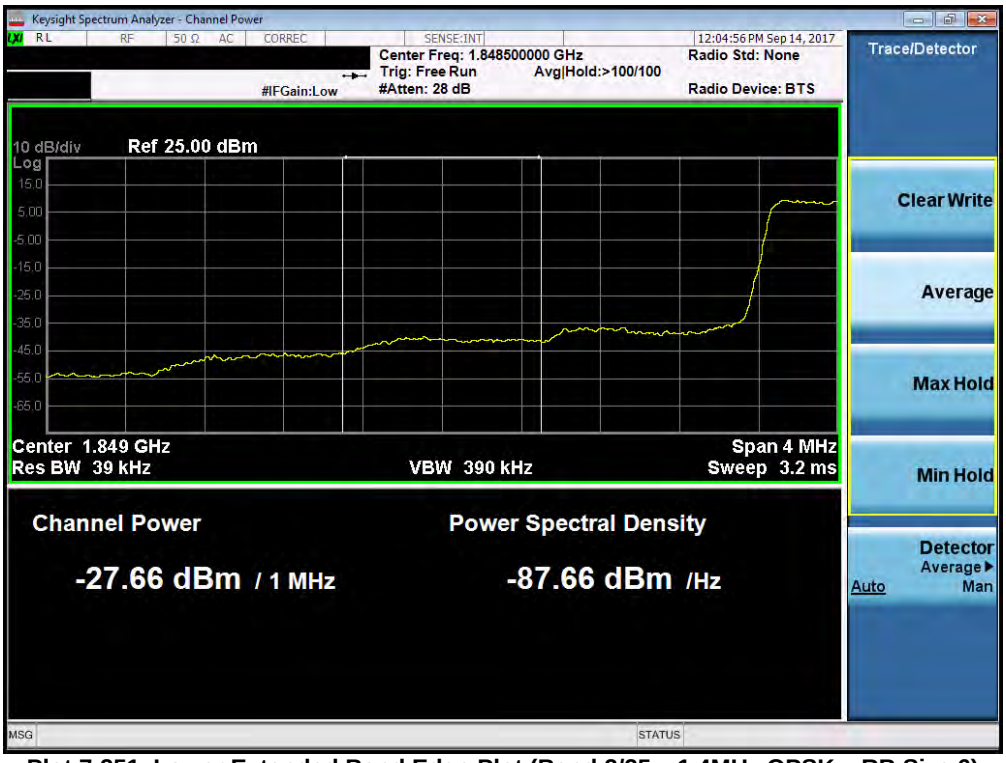

Plot 7-251. Lower Extended Band Edge Plot (Band 2/25 – 1.4MHz QPSK – RB Size 6)

© 2017 PCTEST Engineering Laboratory, Inc. V 7 8/5/2017
All rights reserved. Unless otherwise specified, no part of this report may be reproduced or utilized in any part, form or by any means, electronic or mechanical, including photocopying and microfilm, without permission in writing from PCTEST Engineering Laboratory, Inc. If you have any questions about this international copyright or have an enquiry about obtaining additional rights to this report or assembly of contents thereof, please contact INFO@PCTESTLAB.COM.

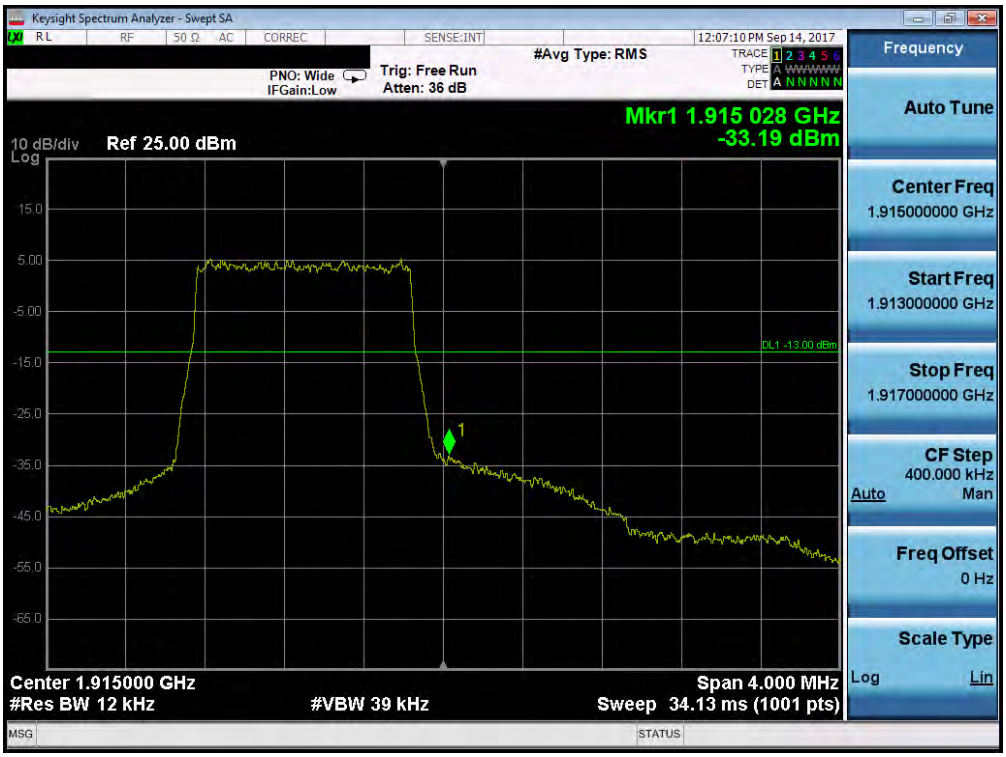

Plot 7-252. Upper Band Edge Plot (Band 25 – 1.4MHz QPSK – RB Size 6)

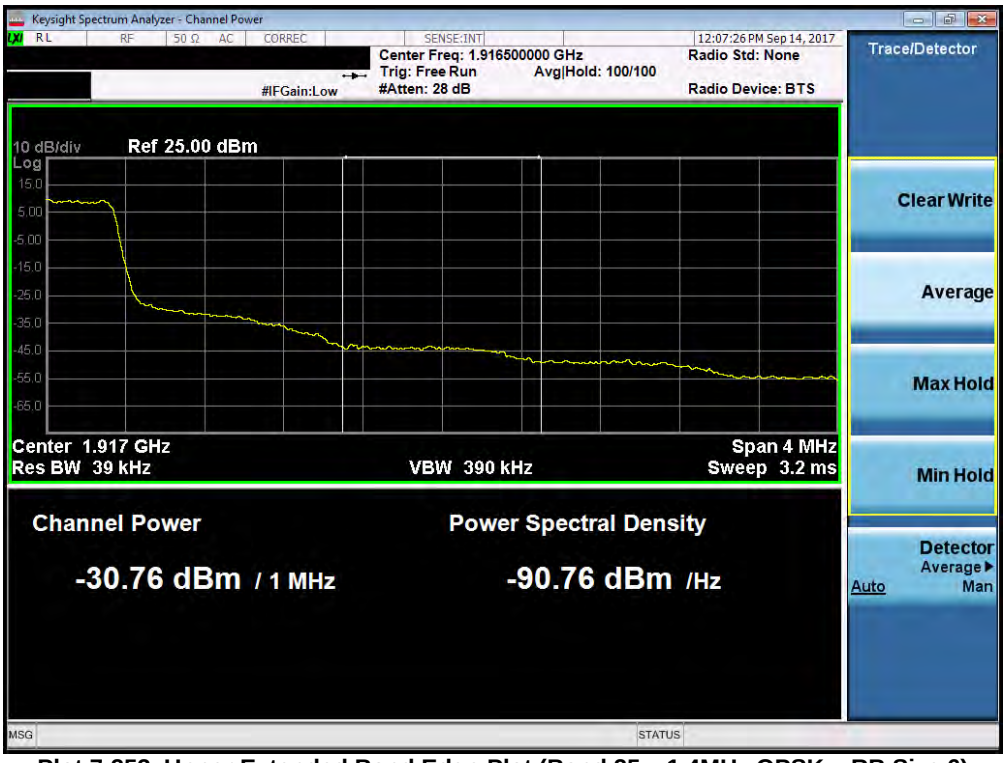

Plot 7-253. Upper Extended Band Edge Plot (Band 25 – 1.4MHz QPSK – RB Size 6)

© 2017 PCTEST Engineering Laboratory, Inc. V 7 8/5/2017
All rights reserved. Unless otherwise specified, no part of this report may be reproduced or utilized in any part, form or by any means, electronic or mechanical, including photocopying and microfilm, without permission in writing from PCTEST Engineering Laboratory, Inc. If you have any questions about this international copyright or have an enquiry about obtaining additional rights to this report or assembly of contents thereof, please contact INFO@PCTESTLAB.COM.

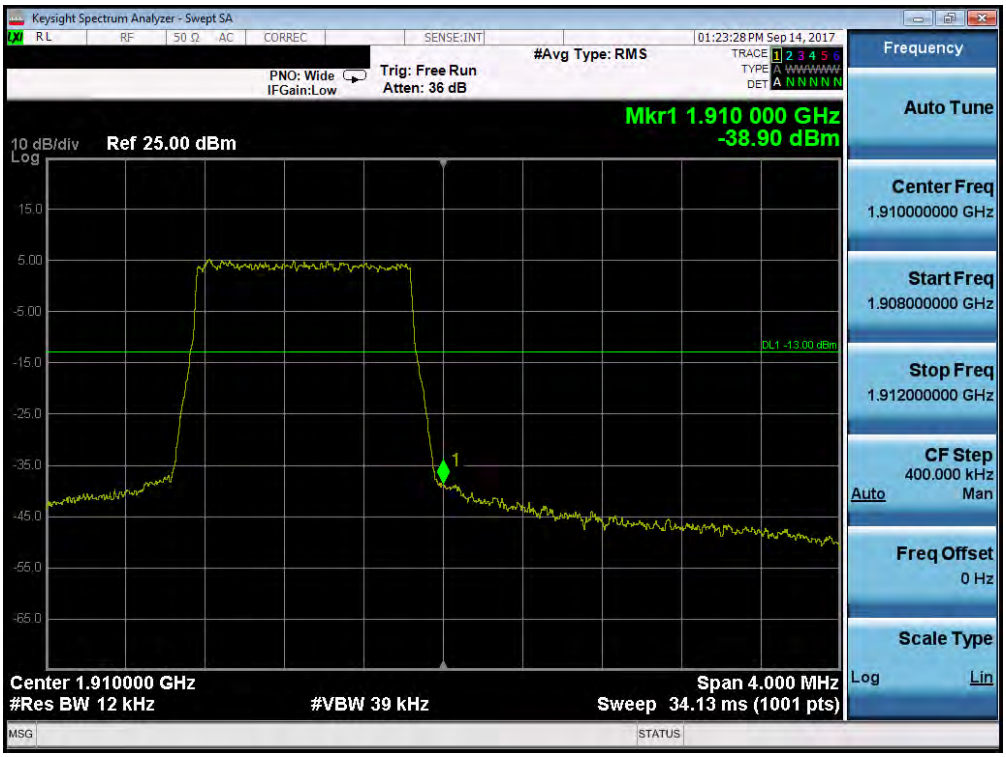

Plot 7-254. Upper Band Edge Plot (Band 2 – 1.4MHz QPSK – RB Size 6)

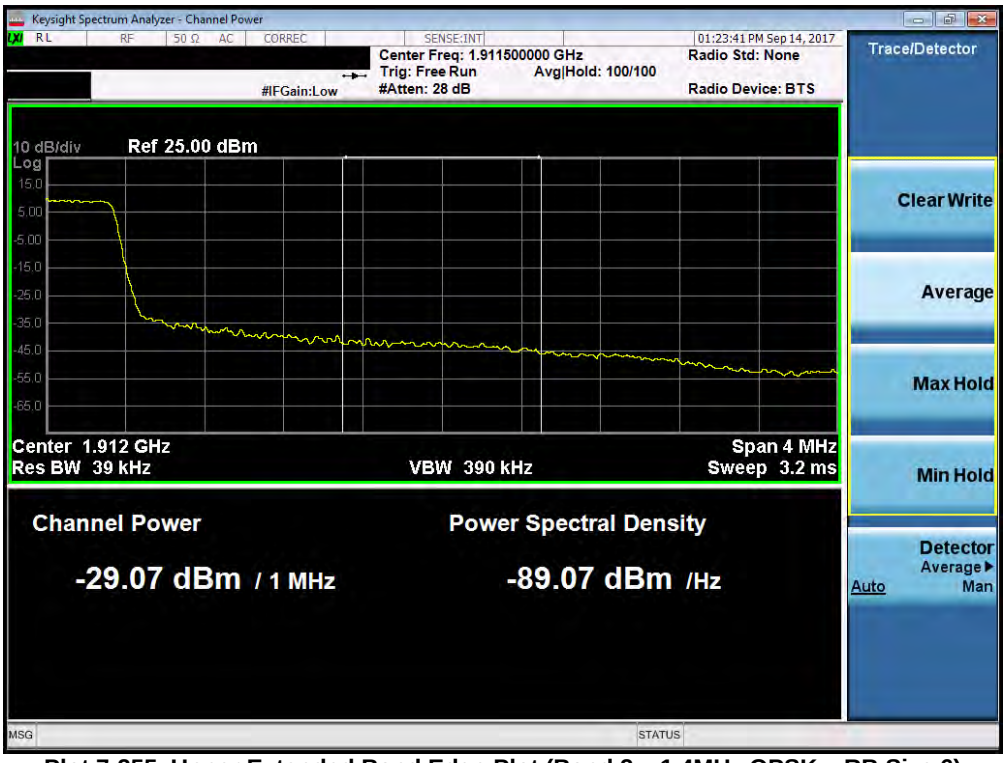

Plot 7-255. Upper Extended Band Edge Plot (Band 2 – 1.4MHz QPSK – RB Size 6)

© 2017 PCTEST Engineering Laboratory, Inc.
All rights reserved. Unless otherwise specified, no part of this report may be reproduced or utilized in any part, form or by any means, electronic or mechanical, including photocopying and microfilm, without permission in writing from PCTEST Engineering Laboratory, Inc. If you have any questions about this international copyright or have an enquiry about obtaining additional rights to this report or assembly of contents thereof, please contact INFO@PCTESTLAB.COM.

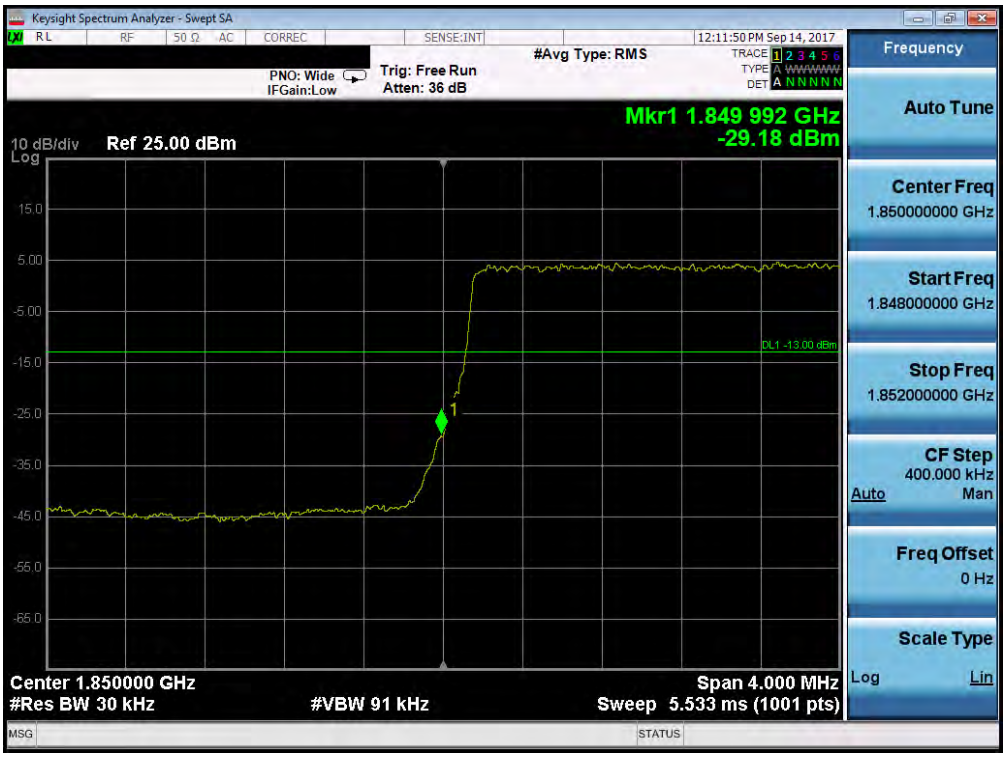

Plot 7-256. Lower Band Edge Plot (Band 2/25 – 3.0MHz QPSK – RB Size 15)

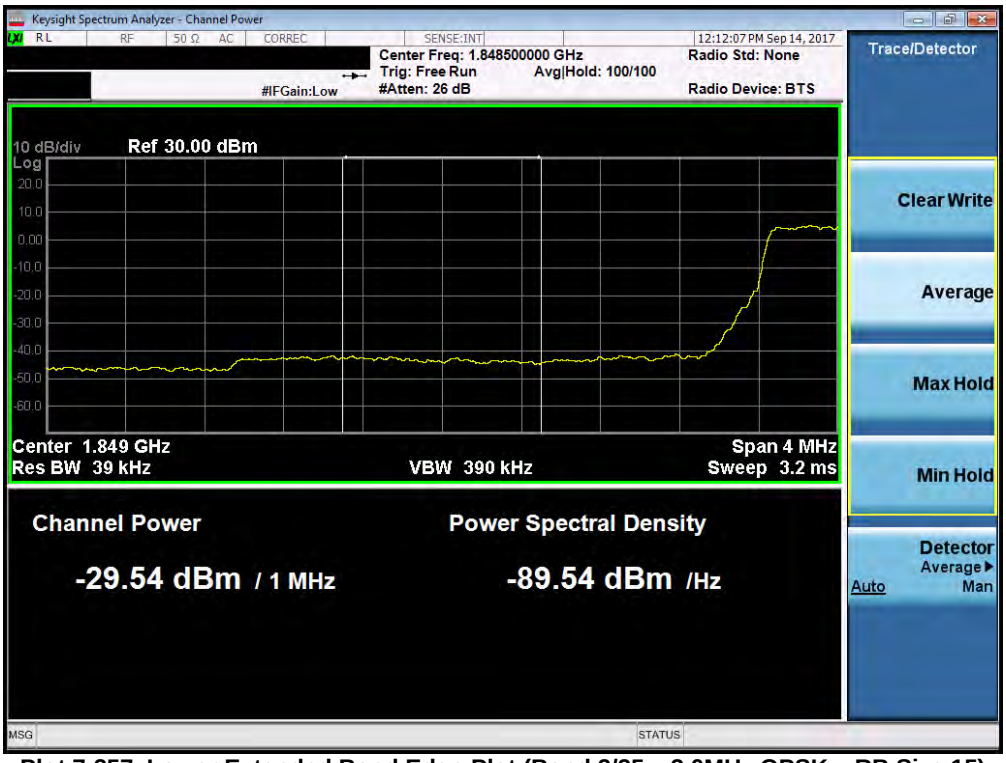

Plot 7-257. Lower Extended Band Edge Plot (Band 2/25 – 3.0MHz QPSK – RB Size 15)

© 2017 PCTEST Engineering Laboratory, Inc. V 7 8/5/2017
All rights reserved. Unless otherwise specified, no part of this report may be reproduced or utilized in any part, form or by any means, electronic or mechanical, including photocopying and microfilm, without permission in writing from PCTEST Engineering Laboratory, Inc. If you have any questions about this international copyright or have an enquiry about obtaining additional rights to this report or assembly of contents thereof, please contact INFO@PCTESTLAB.COM.

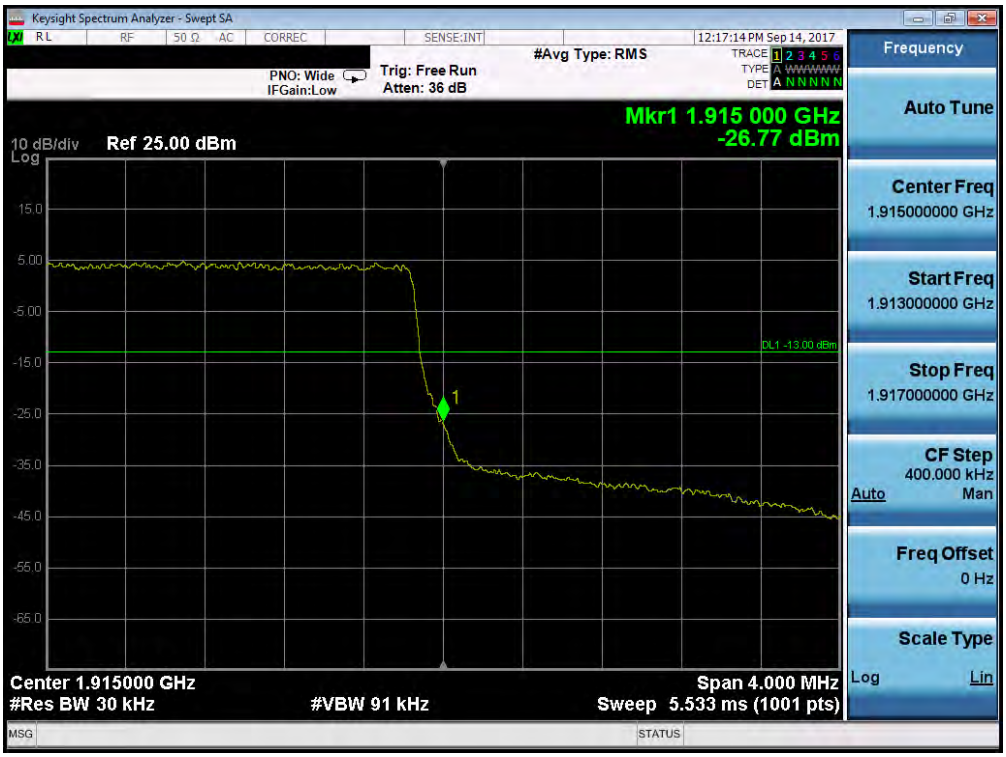

Plot 7-258. Upper Band Edge Plot (Band 25 – 3.0MHz QPSK – RB Size 15)

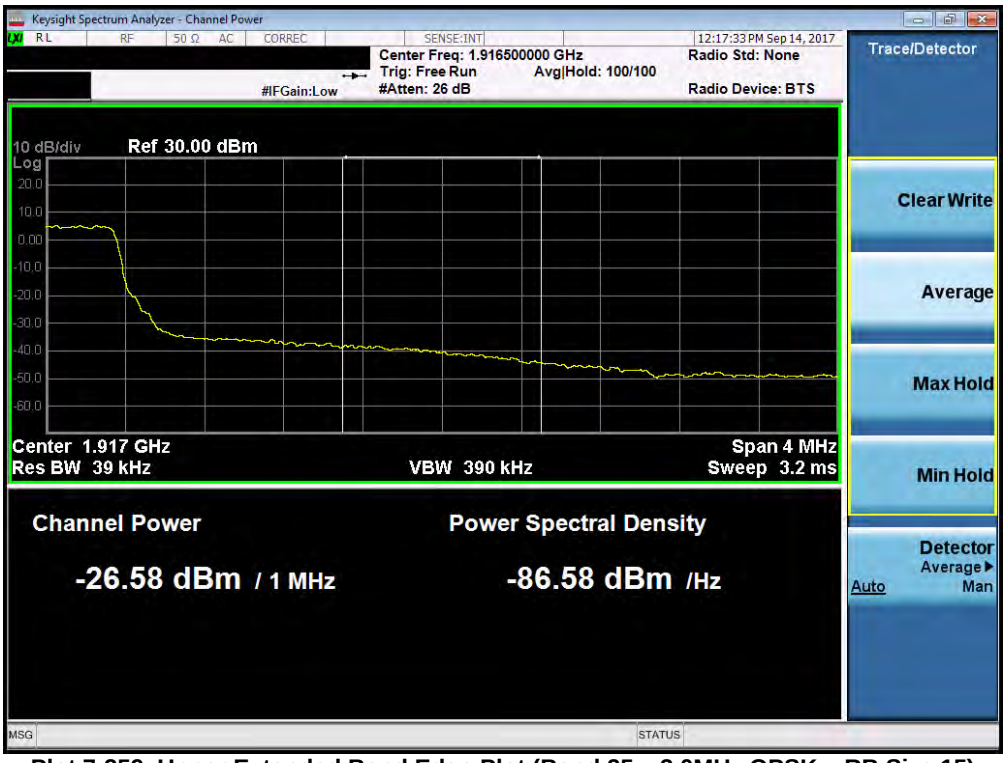

Plot 7-259. Upper Extended Band Edge Plot (Band 25 – 3.0MHz QPSK – RB Size 15)

© 2017 PCTEST Engineering Laboratory, Inc. V 7 8/5/2017
All rights reserved. Unless otherwise specified, no part of this report may be reproduced or utilized in any part, form or by any means, electronic or mechanical, including photocopying and microfilm, without permission in writing from PCTEST Engineering Laboratory, Inc. If you have any questions about this international copyright or have an enquiry about obtaining additional rights to this report or assembly of contents thereof, please contact INFO@PCTESTLAB.COM.

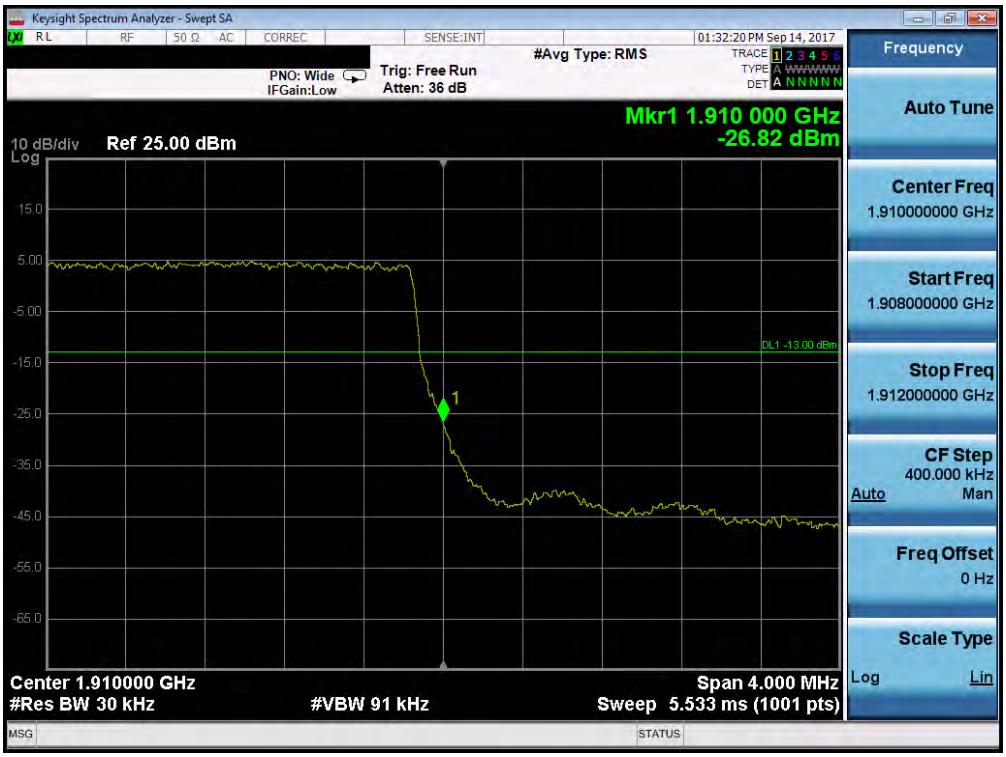

Plot 7-260. Upper Band Edge Plot (Band 2 – 3.0MHz QPSK – RB Size 15)

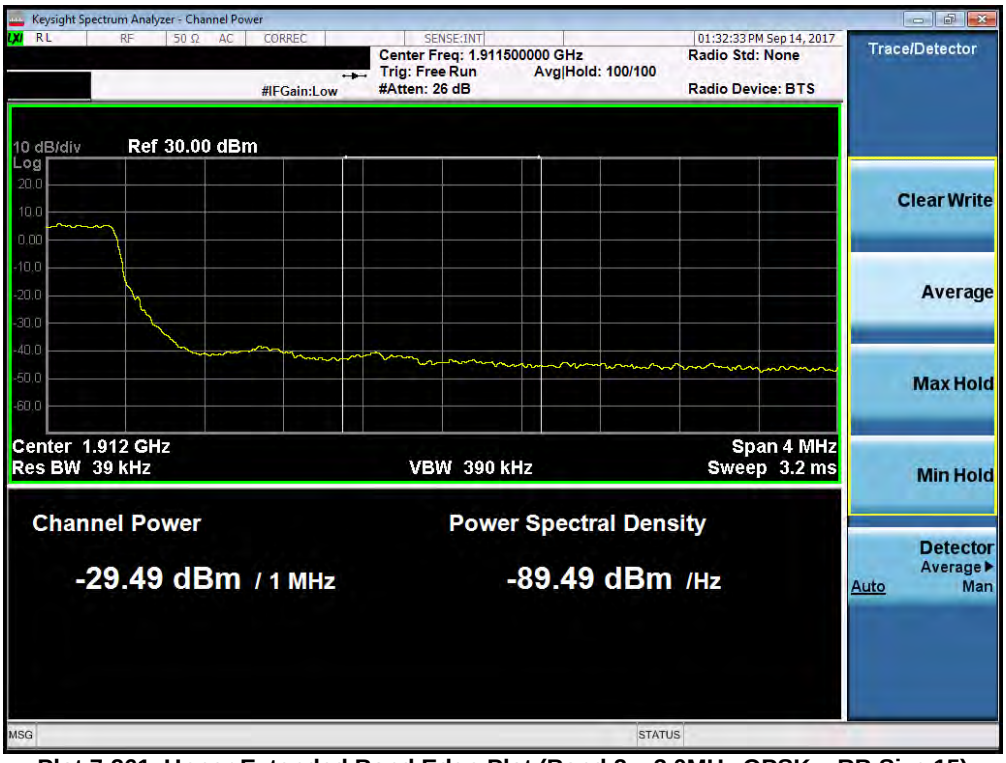

Plot 7-261. Upper Extended Band Edge Plot (Band 2 – 3.0MHz QPSK – RB Size 15)

© 2017 PCTEST Engineering Laboratory, Inc. V 7 8/5/2017
All rights reserved. Unless otherwise specified, no part of this report may be reproduced or utilized in any part, form or by any means, electronic or mechanical, including photocopying and microfilm, without permission in writing from PCTEST Engineering Laboratory, Inc. If you have any questions about this international copyright or have an enquiry about obtaining additional rights to this report or assembly of contents thereof, please contact INFO@PCTESTLAB.COM.

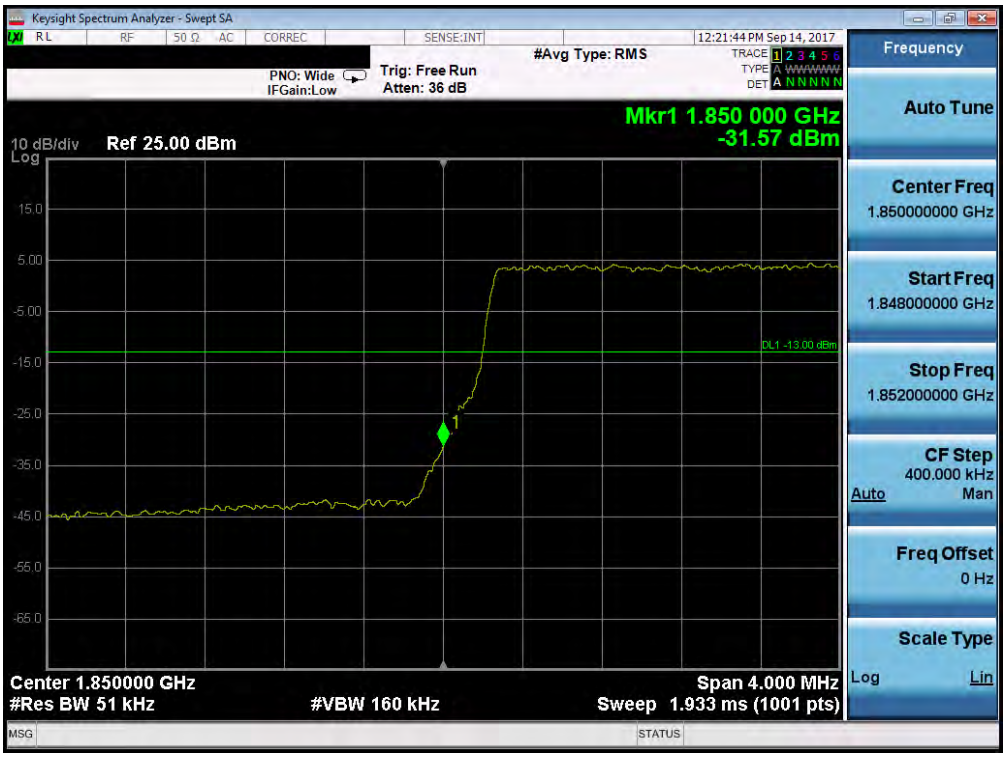

Plot 7-262. Lower Band Edge Plot (Band 2/25 – 5.0MHz QPSK – RB Size 25)

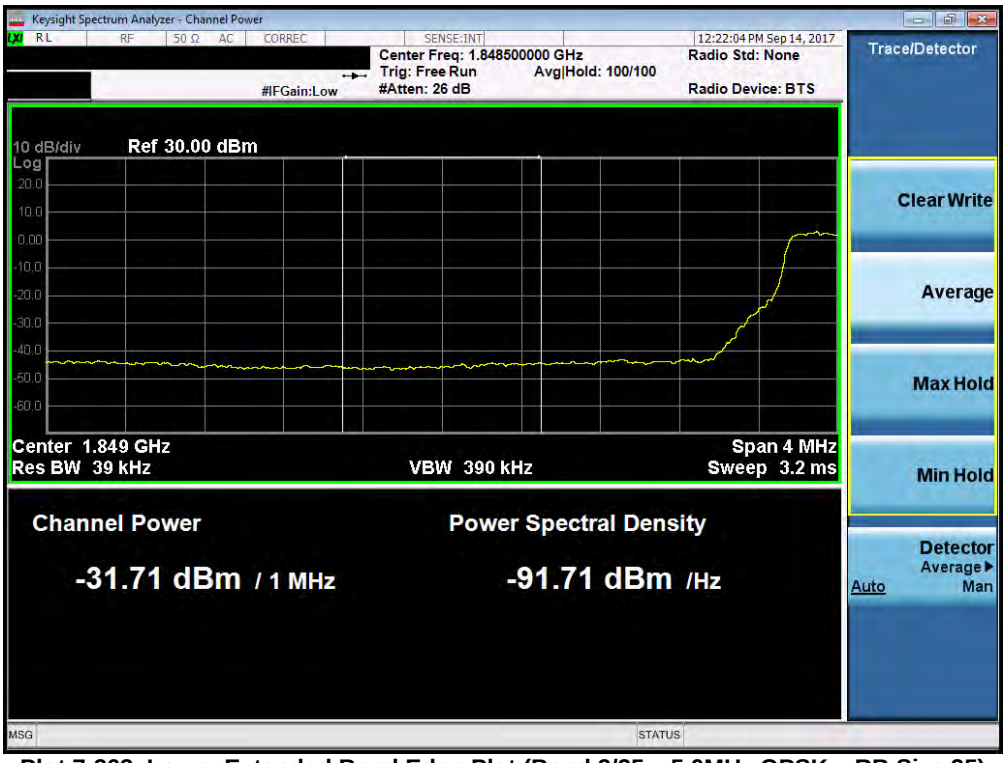

Plot 7-263. Lower Extended Band Edge Plot (Band 2/25 – 5.0MHz QPSK – RB Size 25)

© 2017 PCTEST Engineering Laboratory, Inc. V 7 8/5/2017
All rights reserved. Unless otherwise specified, no part of this report may be reproduced or utilized in any part, form or by any means, electronic or mechanical, including photocopying and microfilm, without permission in writing from PCTEST Engineering Laboratory, Inc. If you have any questions about this international copyright or have an enquiry about obtaining additional rights to this report or assembly of contents thereof, please contact INFO@PCTESTLAB.COM.

Plot 7-264. Upper Band Edge Plot (Band 25 – 5.0MHz QPSK – RB Size 25)

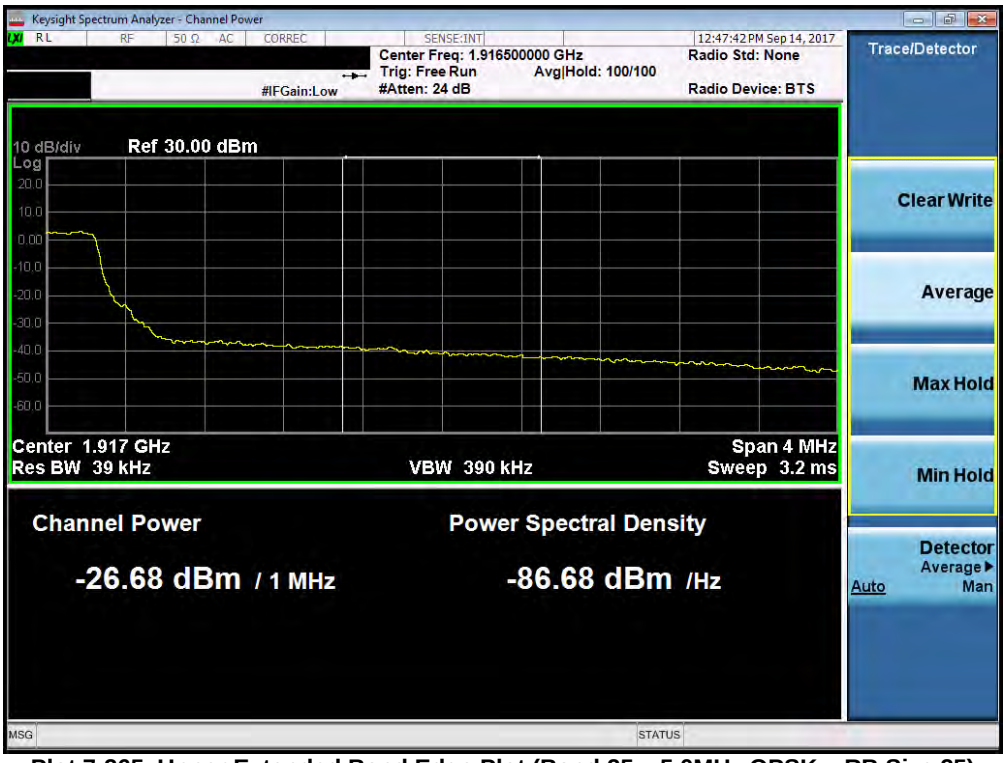

Plot 7-265. Upper Extended Band Edge Plot (Band 25 – 5.0MHz QPSK – RB Size 25)

© 2017 PCTEST Engineering Laboratory, Inc. V 7 8/5/2017
All rights reserved. Unless otherwise specified, no part of this report may be reproduced or utilized in any part, form or by any means, electronic or mechanical, including photocopying and microfilm, without permission in writing from PCTEST Engineering Laboratory, Inc. If you have any questions about this international copyright or have an enquiry about obtaining additional rights to this report or assembly of contents thereof, please contact INFO@PCTESTLAB.COM.

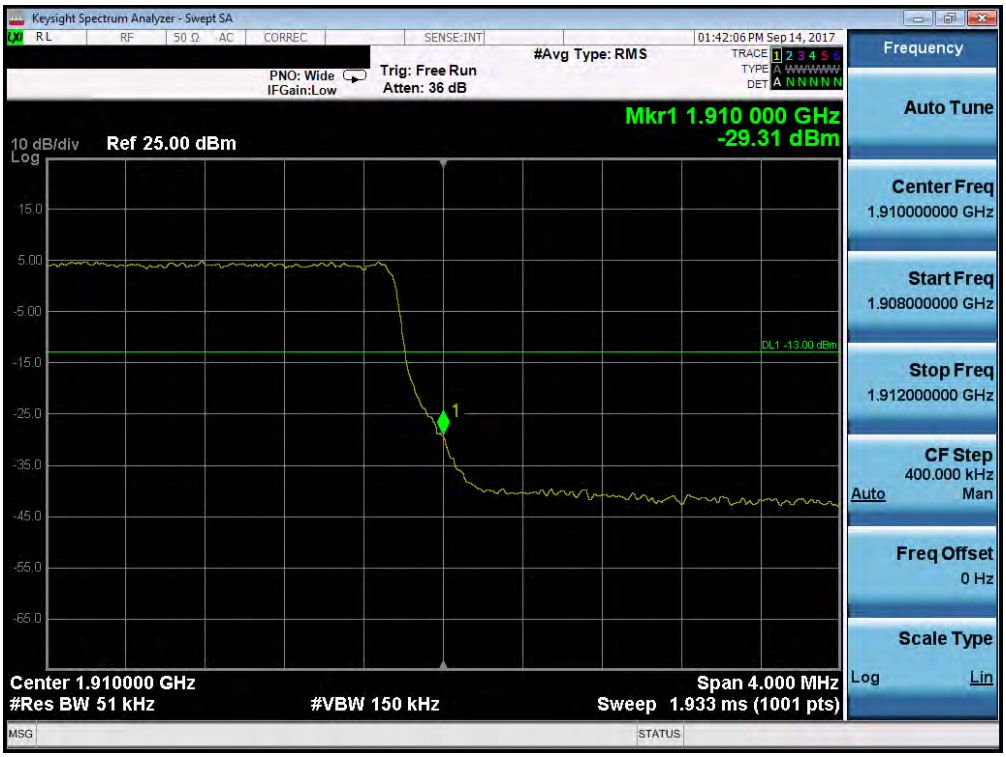

Plot 7-266. Upper Band Edge Plot (Band 2 – 5.0MHz QPSK – RB Size 25)

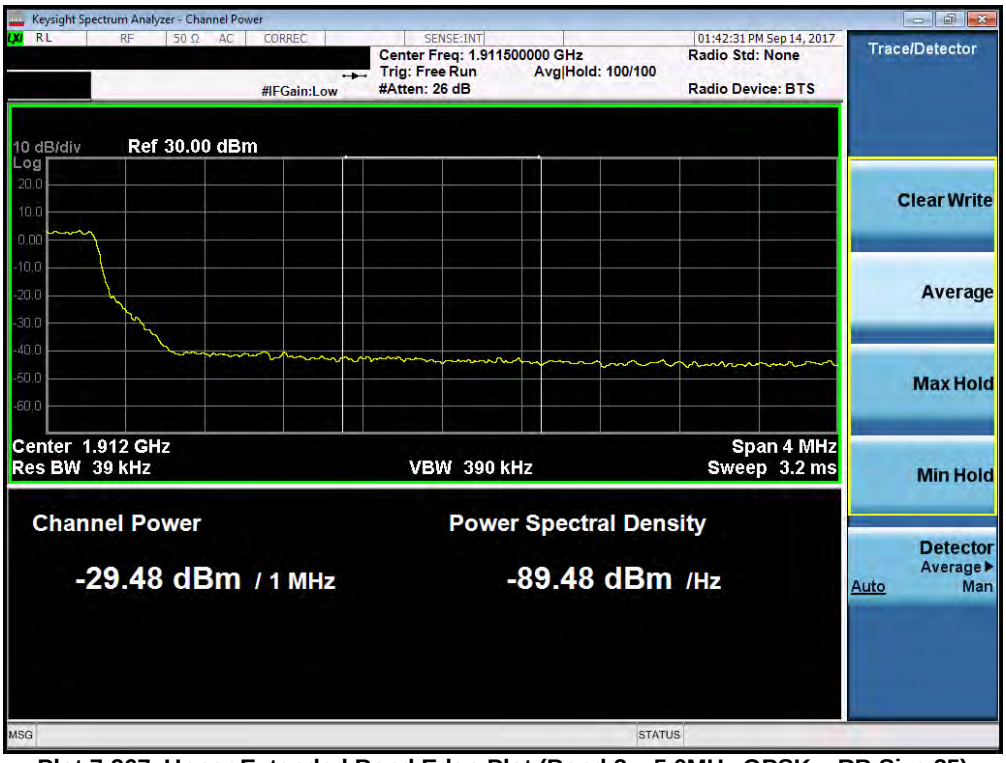

Plot 7-267. Upper Extended Band Edge Plot (Band 2 – 5.0MHz QPSK – RB Size 25)

© 2017 PCTEST Engineering Laboratory, Inc.
All rights reserved. Unless otherwise specified, no part of this report may be reproduced or utilized in any part, form or by any means, electronic or mechanical, including photocopying and microfilm, without permission in writing from PCTEST Engineering Laboratory, Inc. If you have any questions about this international copyright or have an enquiry about obtaining additional rights to this report or assembly of contents thereof, please contact INFO@PCTESTLAB.COM.

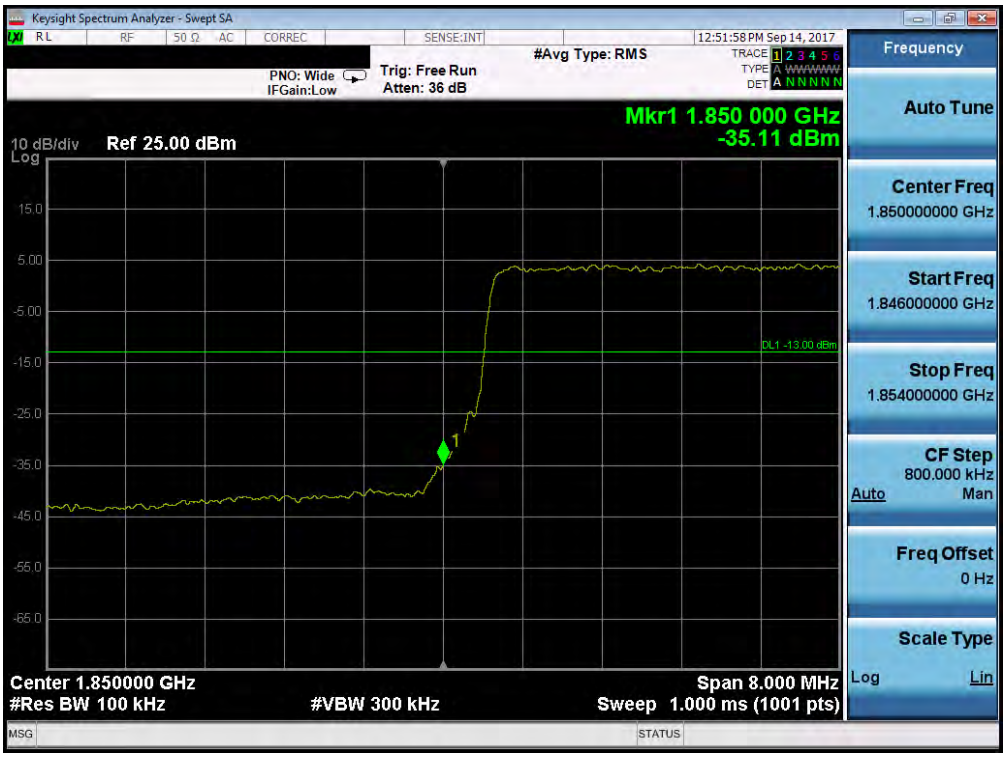

Plot 7-268. Lower Band Edge Plot (Band 2/25 – 10.0MHz QPSK – RB Size 50)

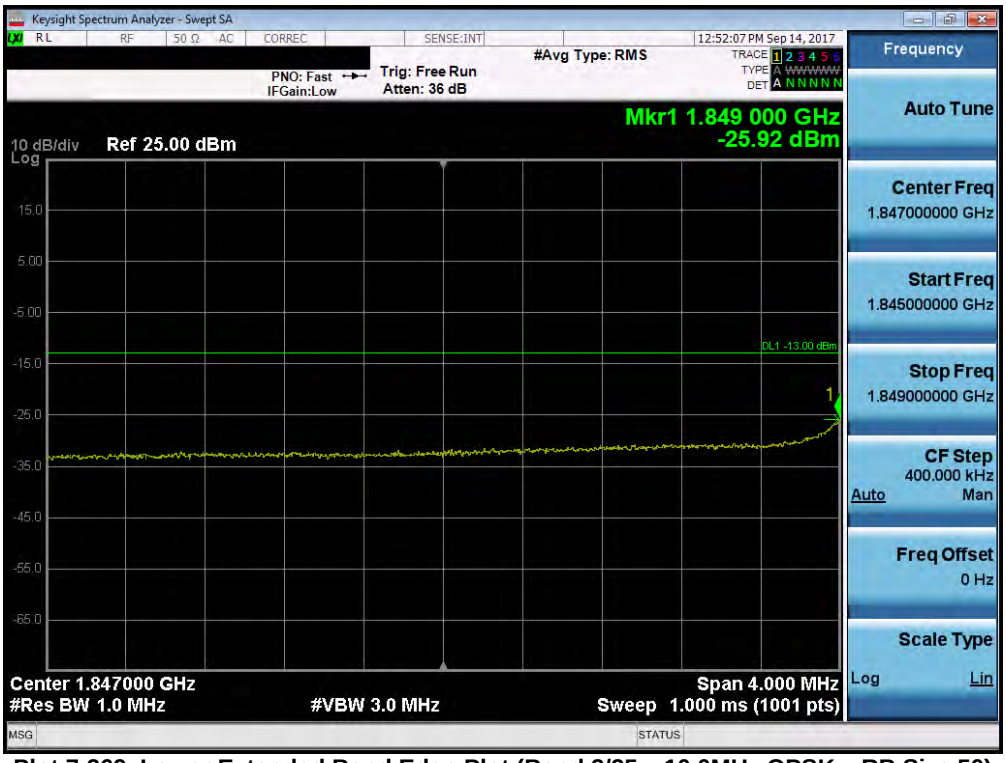

Plot 7-269. Lower Extended Band Edge Plot (Band 2/25 – 10.0MHz QPSK – RB Size 50)

© 2017 PCTEST Engineering Laboratory, Inc. V 7 8/5/2017
All rights reserved. Unless otherwise specified, no part of this report may be reproduced or utilized in any part, form or by any means, electronic or mechanical, including photocopying and microfilm, without permission in writing from PCTEST Engineering Laboratory, Inc. If you have any questions about this international copyright or have an enquiry about obtaining additional rights to this report or assembly of contents thereof, please contact INFO@PCTESTLAB.COM.

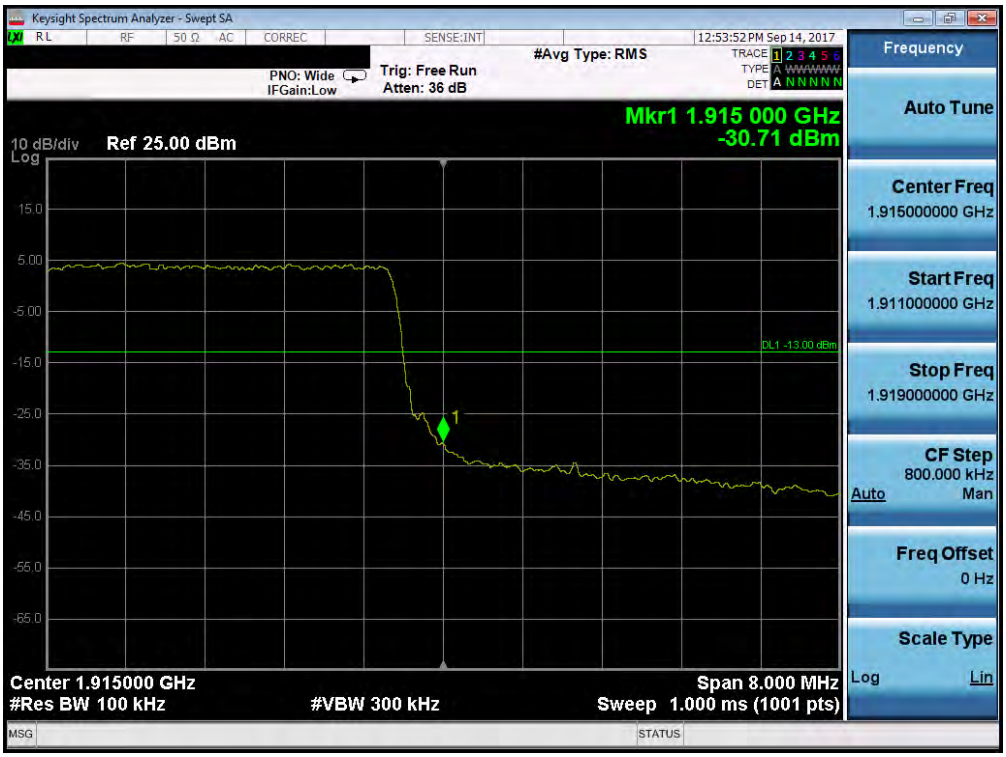

Plot 7-270. Upper Band Edge Plot (Band 25 – 10.0MHz QPSK – RB Size 50)

Plot 7-271. Upper Extended Band Edge Plot (Band 25 – 10.0MHz QPSK – RB Size 50)

© 2017 PCTEST Engineering Laboratory, Inc. V 7 8/5/2017
All rights reserved. Unless otherwise specified, no part of this report may be reproduced or utilized in any part, form or by any means, electronic or mechanical, including photocopying and microfilm, without permission in writing from PCTEST Engineering Laboratory, Inc. If you have any questions about this international copyright or have an enquiry about obtaining additional rights to this report or assembly of contents thereof, please contact INFO@PCTESTLAB.COM.

Plot 7-272. Upper Band Edge Plot (Band 2 – 10.0MHz QPSK – RB Size 50)

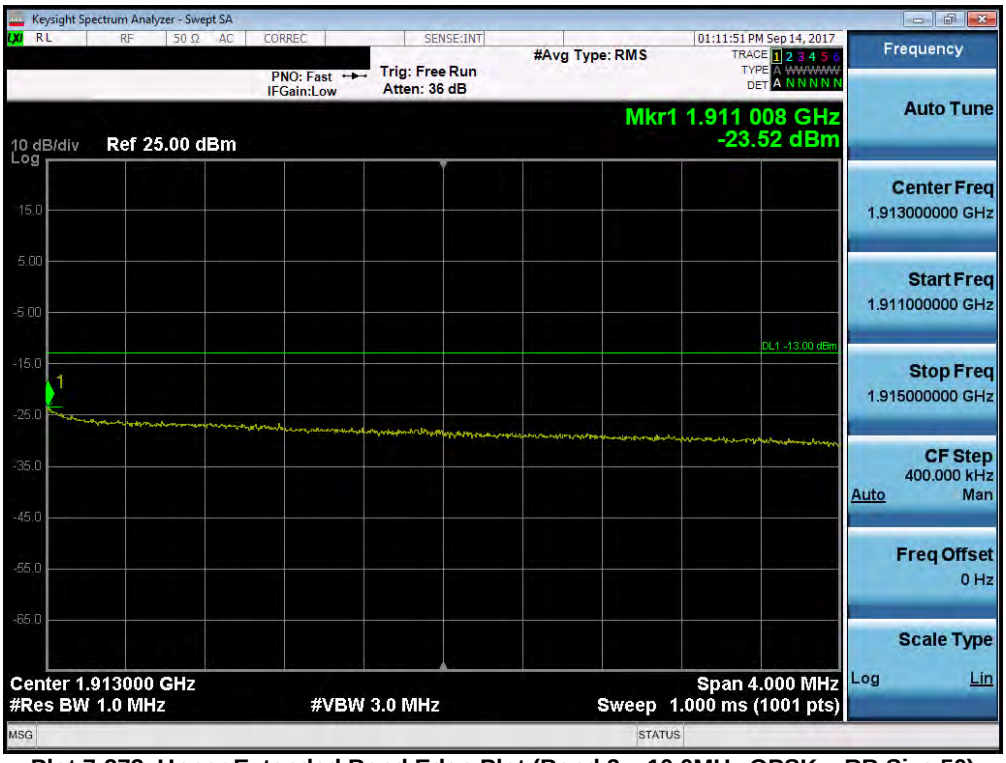

Plot 7-273. Upper Extended Band Edge Plot (Band 2 – 10.0MHz QPSK – RB Size 50)

© 2017 PCTEST Engineering Laboratory, Inc.
All rights reserved. Unless otherwise specified, no part of this report may be reproduced or utilized in any part, form or by any means, electronic or mechanical, including photocopying and microfilm, without permission in writing from PCTEST Engineering Laboratory, Inc. If you have any questions about this international copyright or have an enquiry about obtaining additional rights to this report or assembly of contents thereof, please contact INFO@PCTESTLAB.COM.

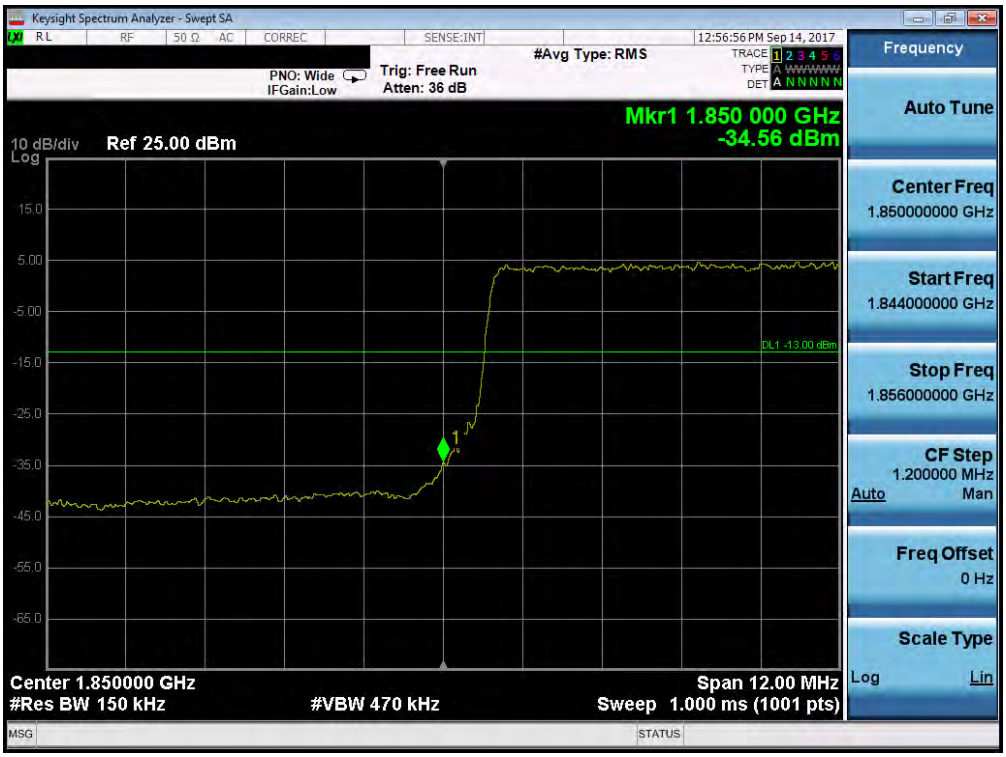

Plot 7-274. Lower Band Edge Plot (Band 2/25 – 15.0MHz QPSK – RB Size 75)

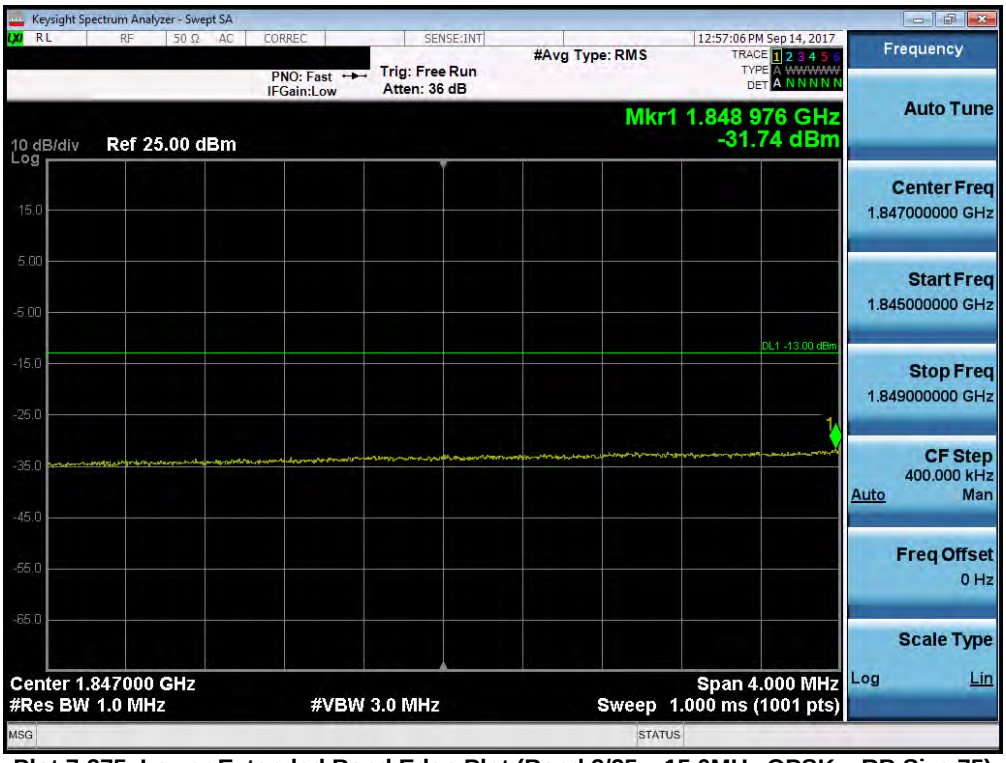

Plot 7-275. Lower Extended Band Edge Plot (Band 2/25 – 15.0MHz QPSK – RB Size 75)

© 2017 PCTEST Engineering Laboratory, Inc.
All rights reserved. Unless otherwise specified, no part of this report may be reproduced or utilized in any part, form or by any means, electronic or mechanical, including photocopying and microfilm, without permission in writing from PCTEST Engineering Laboratory, Inc. If you have any questions about this international copyright or have an enquiry about obtaining additional rights to this report or assembly of contents thereof, please contact INFO@PCTESTLAB.COM.

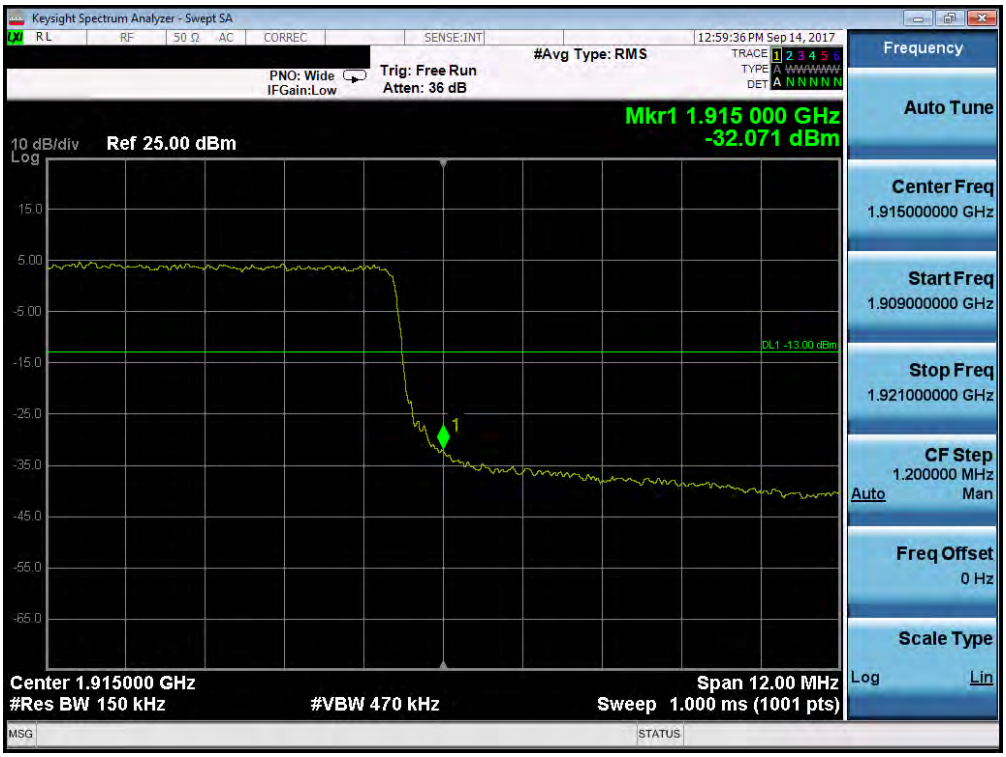

Plot 7-276. Upper Band Edge Plot (Band 25 – 15.0MHz QPSK – RB Size 75)

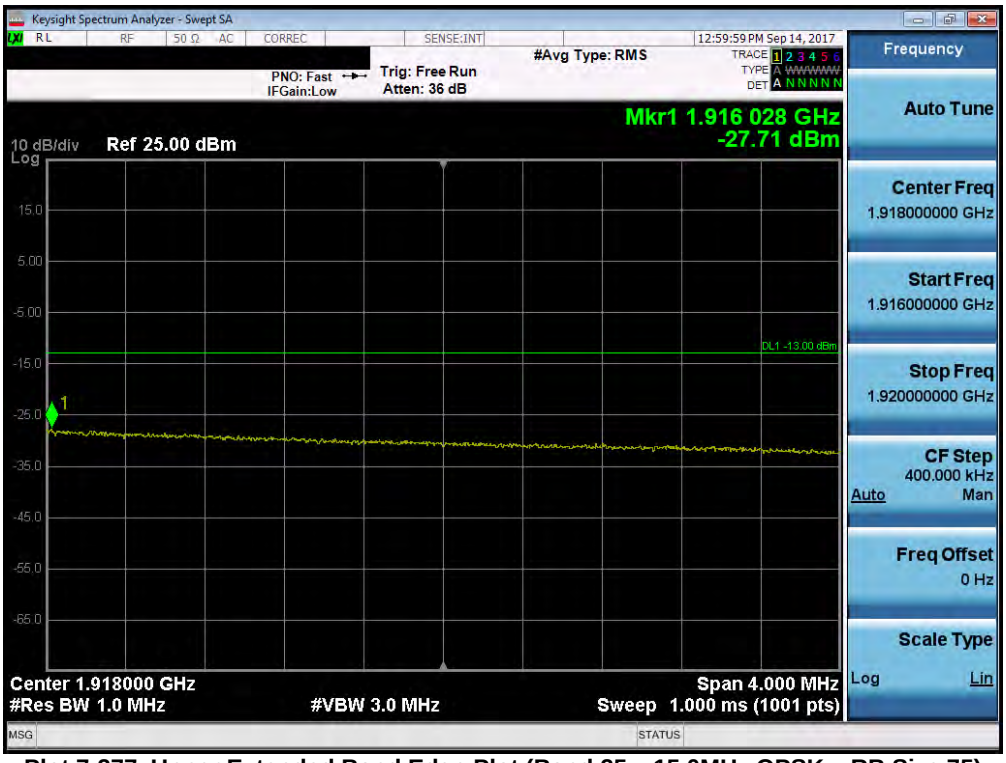

Plot 7-277. Upper Extended Band Edge Plot (Band 25 – 15.0MHz QPSK – RB Size 75)

© 2017 PCTEST Engineering Laboratory, Inc.
All rights reserved. Unless otherwise specified, no part of this report may be reproduced or utilized in any part, form or by any means, electronic or mechanical, including photocopying and microfilm, without permission in writing from PCTEST Engineering Laboratory, Inc. If you have any questions about this international copyright or have an enquiry about obtaining additional rights to this report or assembly of contents thereof, please contact INFO@PCTESTLAB.COM.

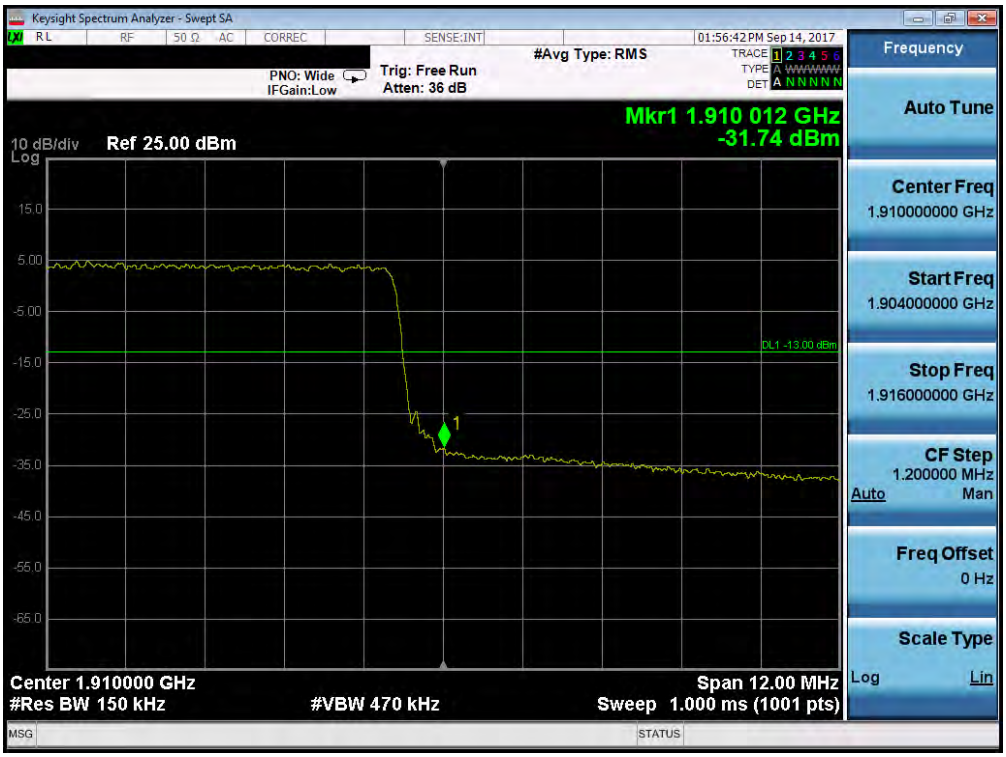

Plot 7-278. Upper Band Edge Plot (Band 2 – 15.0MHz QPSK – RB Size 75)

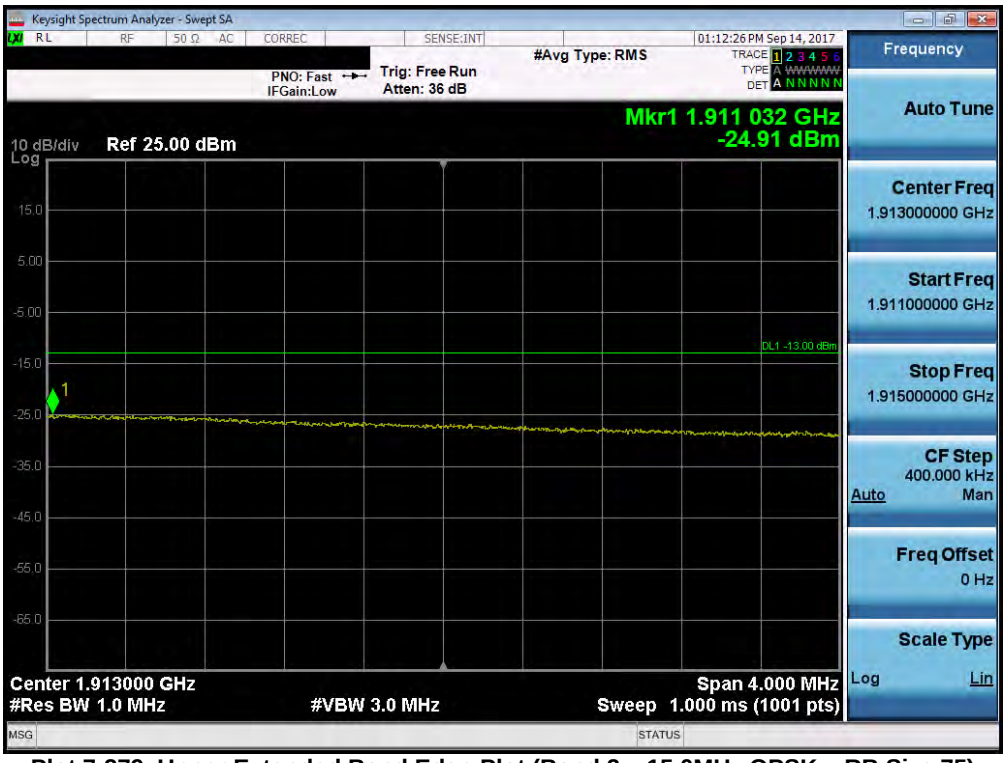

Plot 7-279. Upper Extended Band Edge Plot (Band 2 – 15.0MHz QPSK – RB Size 75)

© 2017 PCTEST Engineering Laboratory, Inc.
All rights reserved. Unless otherwise specified, no part of this report may be reproduced or utilized in any part, form or by any means, electronic or mechanical, including photocopying and microfilm, without permission in writing from PCTEST Engineering Laboratory, Inc. If you have any questions about this international copyright or have an enquiry about obtaining additional rights to this report or assembly of contents thereof, please contact INFO@PCTESTLAB.COM.

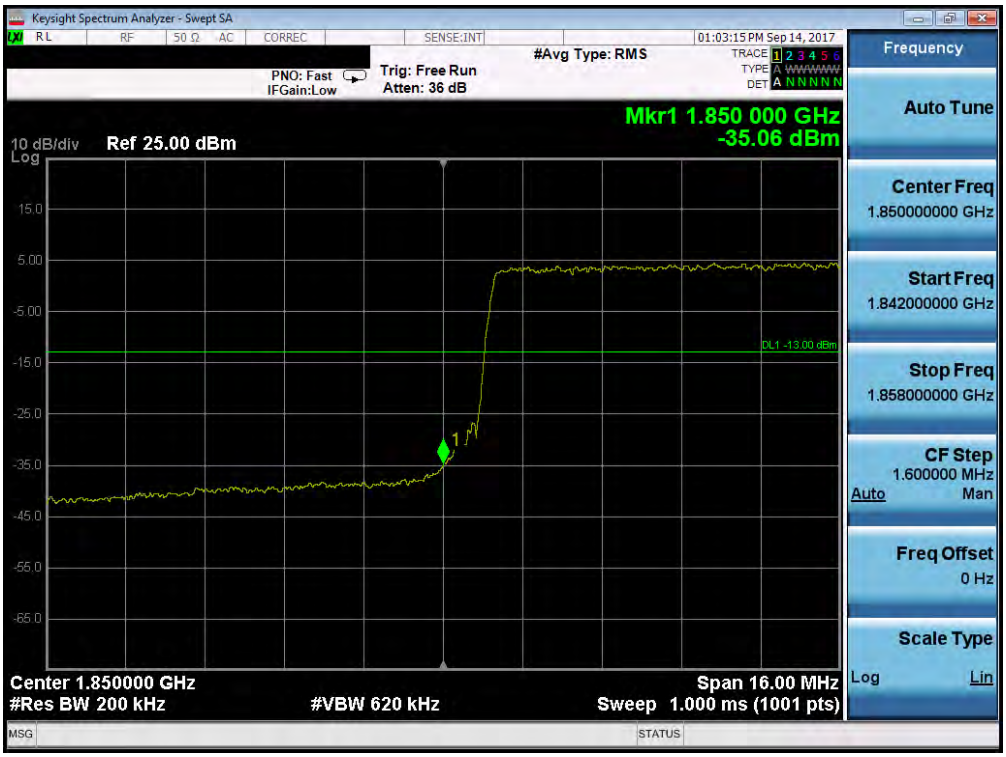

Plot 7-280. Lower Band Edge Plot (Band 2/25 – 20.0MHz QPSK – RB Size 100)

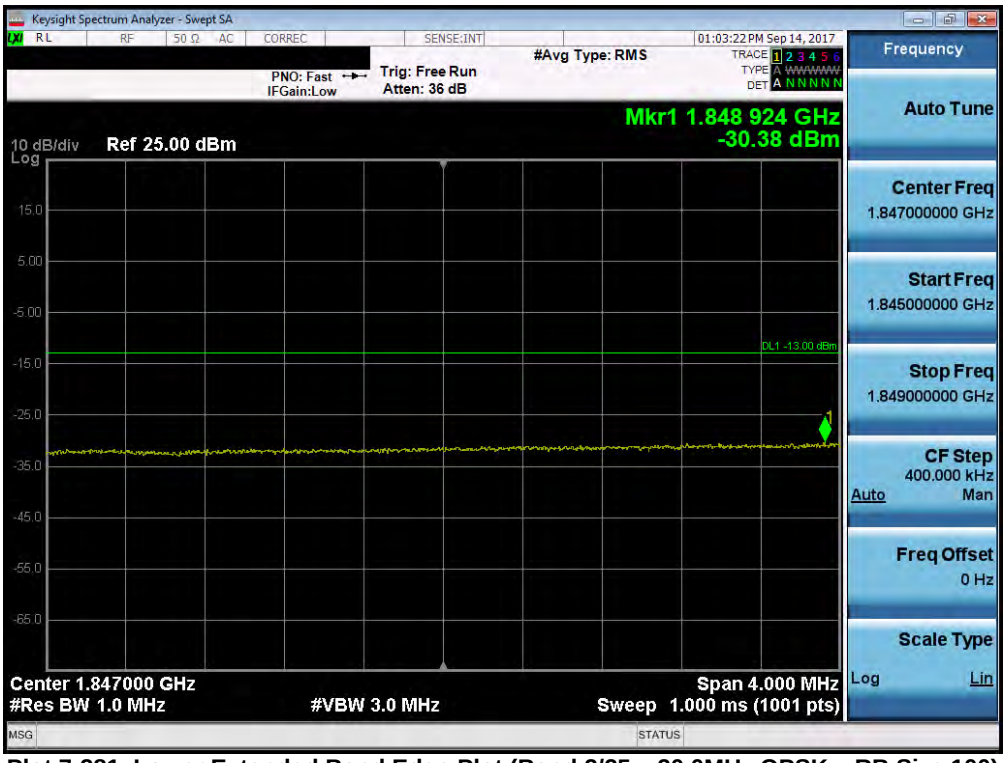

Plot 7-281. Lower Extended Band Edge Plot (Band 2/25 – 20.0MHz QPSK – RB Size 100)

© 2017 PCTEST Engineering Laboratory, Inc. V 7 8/5/2017
All rights reserved. Unless otherwise specified, no part of this report may be reproduced or utilized in any part, form or by any means, electronic or mechanical, including photocopying and microfilm, without permission in writing from PCTEST Engineering Laboratory, Inc. If you have any questions about this international copyright or have an enquiry about obtaining additional rights to this report or assembly of contents thereof, please contact INFO@PCTESTLAB.COM.

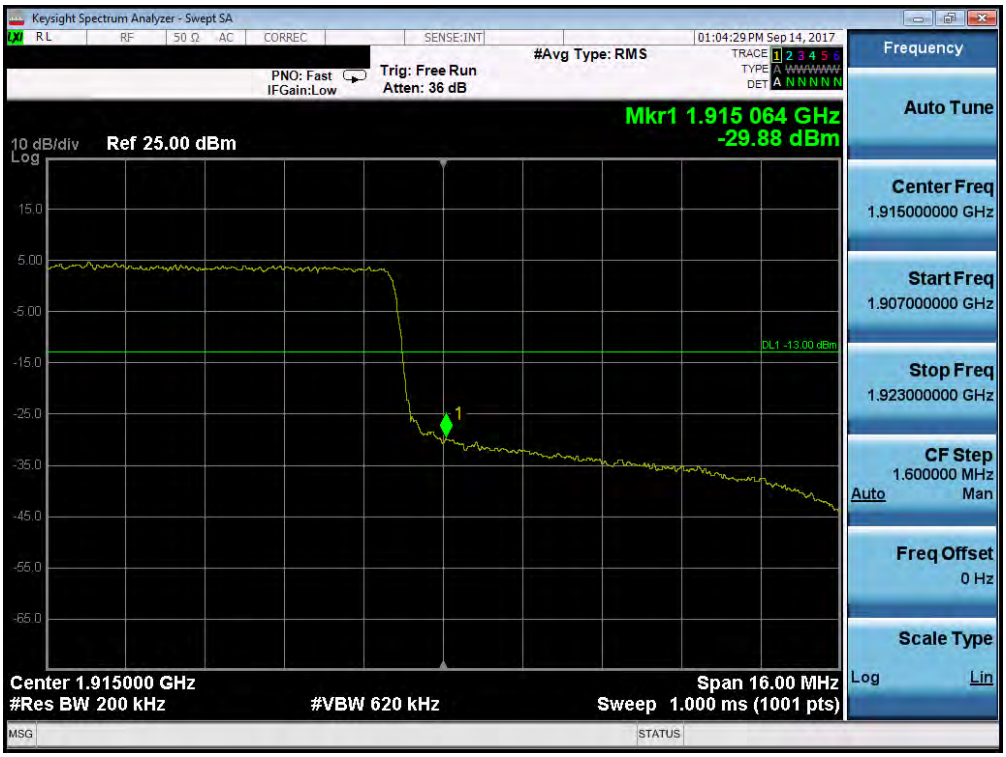

Plot 7-282. Upper Band Edge Plot (Band 25 – 20.0MHz QPSK – RB Size 100)

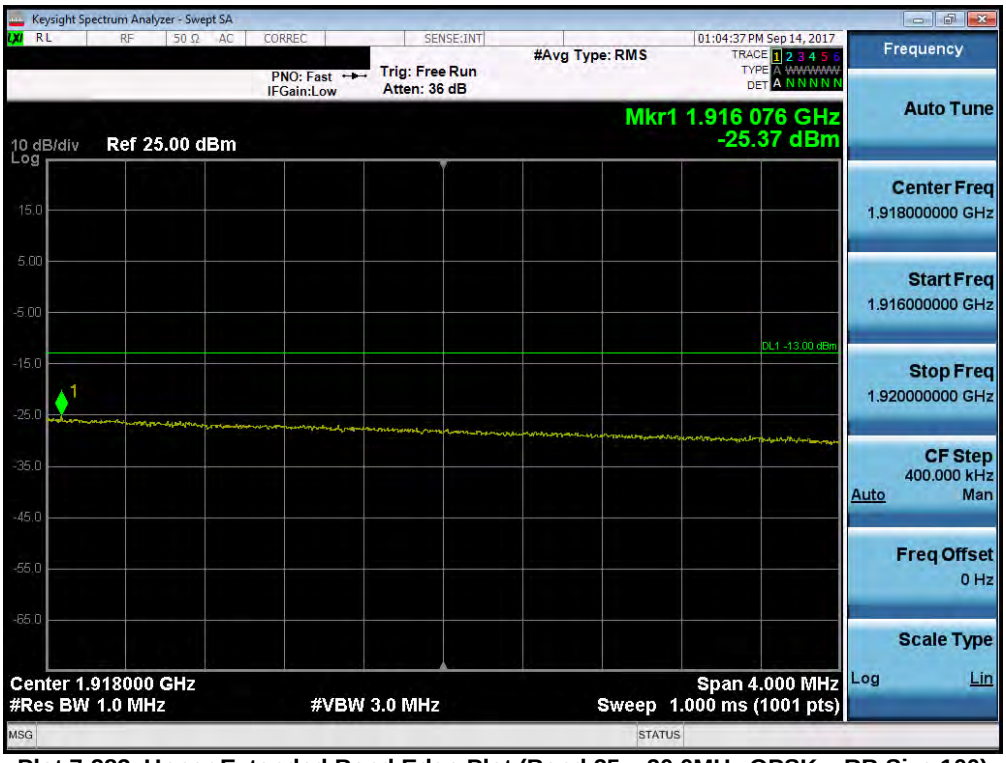

Plot 7-283. Upper Extended Band Edge Plot (Band 25 – 20.0MHz QPSK – RB Size 100)

© 2017 PCTEST Engineering Laboratory, Inc.
All rights reserved. Unless otherwise specified, no part of this report may be reproduced or utilized in any part, form or by any means, electronic or mechanical, including photocopying and microfilm, without permission in writing from PCTEST Engineering Laboratory, Inc. If you have any questions about this international copyright or have an enquiry about obtaining additional rights to this report or assembly of contents thereof, please contact INFO@PCTESTLAB.COM.

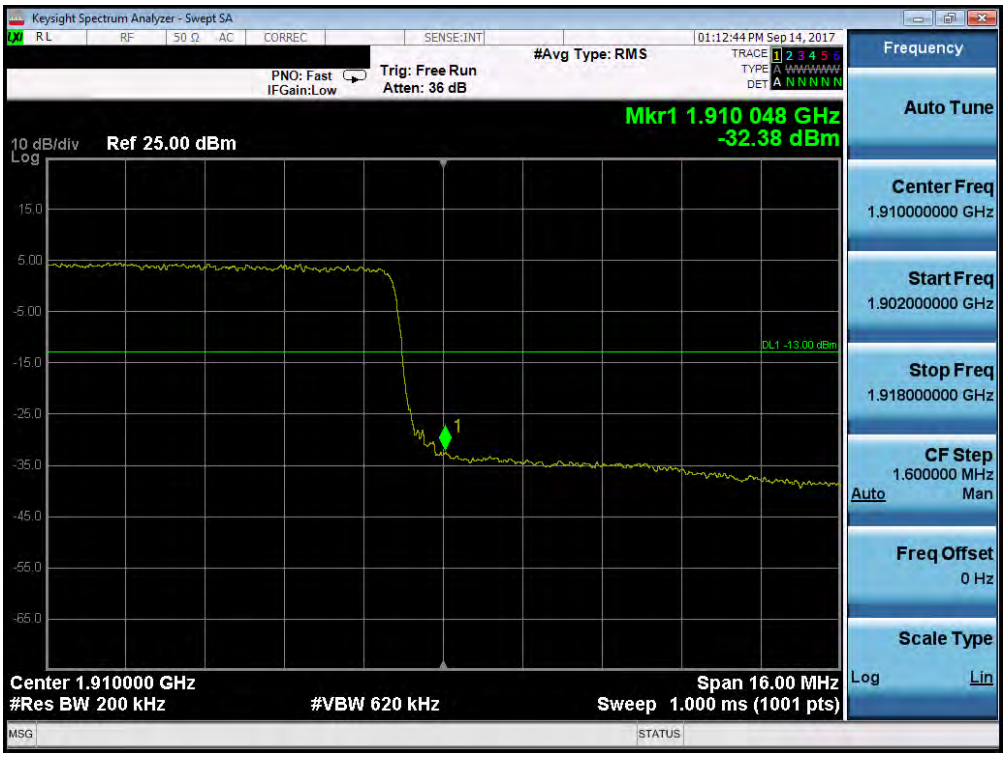

Plot 7-284. Upper Band Edge Plot (Band 2 – 20.0MHz QPSK – RB Size 100)

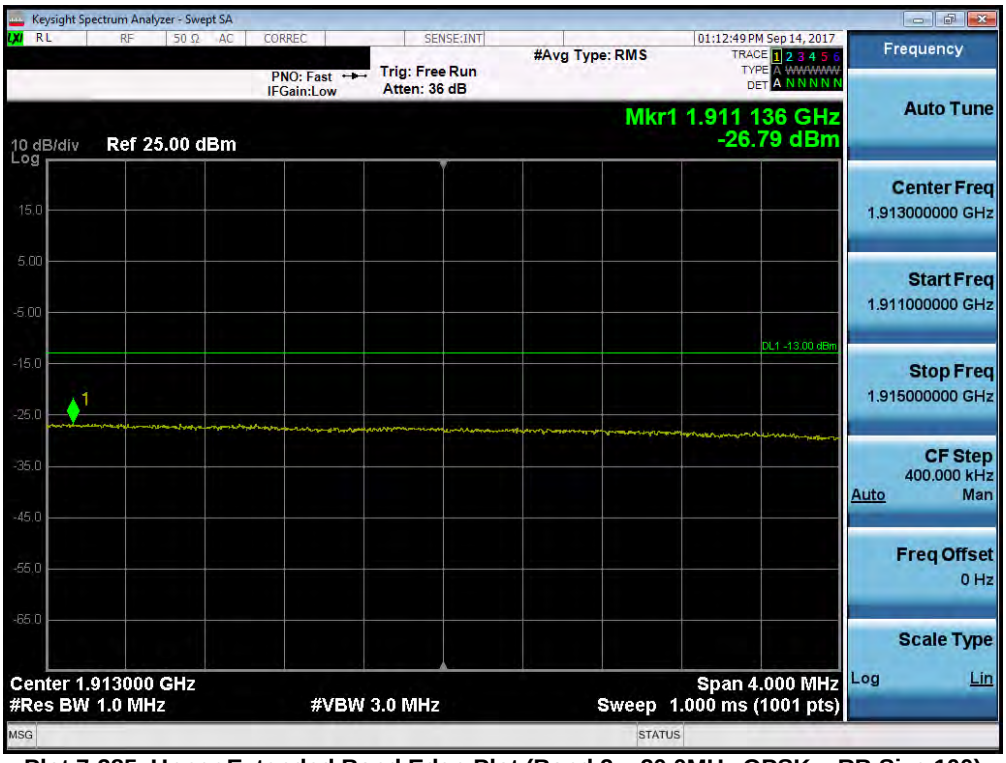

Plot 7-285. Upper Extended Band Edge Plot (Band 2 – 20.0MHz QPSK – RB Size 100)

© 2017 PCTEST Engineering Laboratory, Inc.
All rights reserved. Unless otherwise specified, no part of this report may be reproduced or utilized in any part, form or by any means, electronic or mechanical, including photocopying and microfilm, without permission in writing from PCTEST Engineering Laboratory, Inc. If you have any questions about this international copyright or have an enquiry about obtaining additional rights to this report or assembly of contents thereof, please contact INFO@PCTESTLAB.COM.

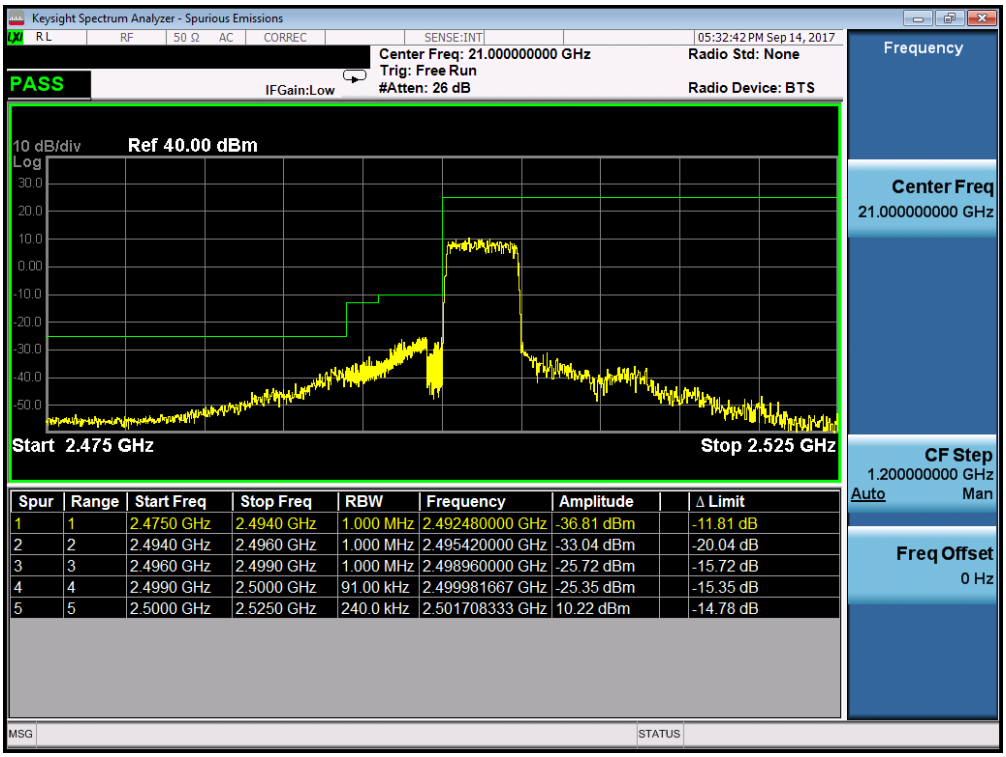

Spur	Range	Start Freq	Stop Freq	RBW	Frequency	Amplitude	Δ Limit
1	1	2.4750 GHz	2.4940 GHz	1.000 MHz	2.492480000 GHz	-36.81 dBm	-11.81 dB
2	2	2.4940 GHz	2.4960 GHz	1.000 MHz	2.495420000 GHz	-33.04 dBm	-20.04 dB
3	3	2.4960 GHz	2.4990 GHz	1.000 MHz	2.498960000 GHz	-25.72 dBm	-15.72 dB
4	4	2.4990 GHz	2.5000 GHz	91.00 kHz	2.499981667 GHz	-25.35 dBm	-15.35 dB
5	5	2.5000 GHz	2.5250 GHz	240.0 kHz	2.501708333 GHz	10.22 dBm	-14.78 dB

Plot 7-286. Lower ACP Plot (Band 7 – 5.0MHz QPSK – RB Size 25)

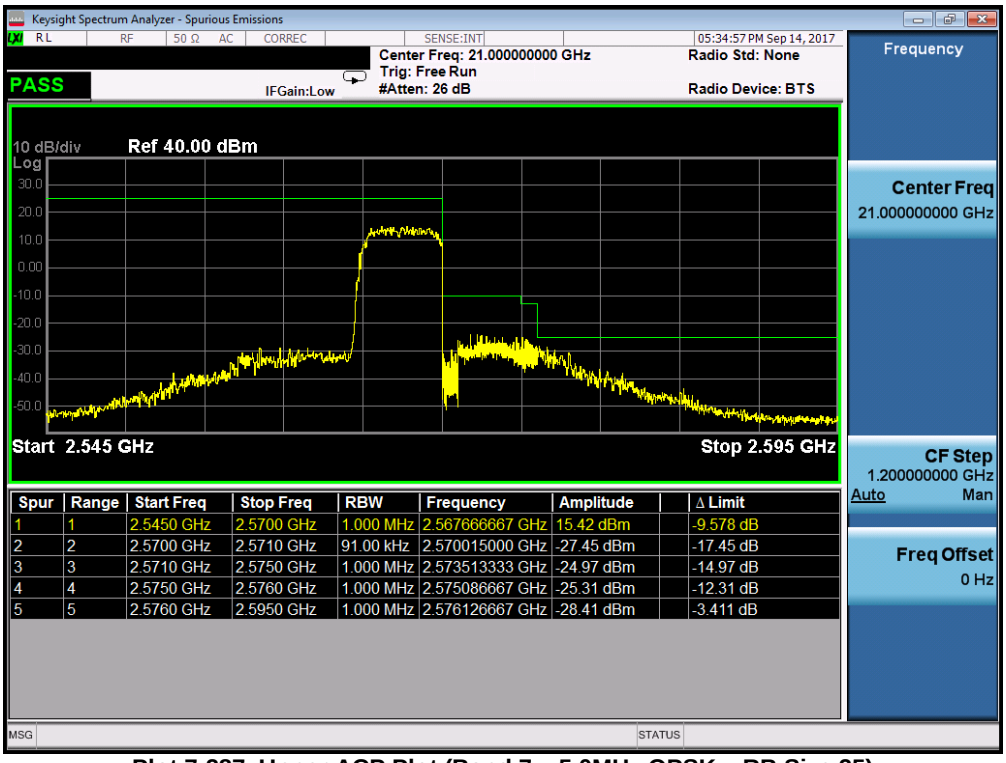

Spur	Range	Start Freq	Stop Freq	RBW	Frequency	Amplitude	Δ Limit
1	1	2.5450 GHz	2.5700 GHz	1.000 MHz	2.567666667 GHz	15.42 dBm	-9.578 dB
2	2	2.5700 GHz	2.5710 GHz	91.00 kHz	2.570015000 GHz	-27.45 dBm	-17.45 dB
3	3	2.5710 GHz	2.5750 GHz	1.000 MHz	2.573513333 GHz	-24.97 dBm	-14.97 dB
4	4	2.5750 GHz	2.5760 GHz	1.000 MHz	2.575086667 GHz	-25.31 dBm	-12.31 dB
5	5	2.5760 GHz	2.5950 GHz	1.000 MHz	2.576126667 GHz	-28.41 dBm	-3.411 dB

Plot 7-287. Upper ACP Plot (Band 7 – 5.0MHz QPSK – RB Size 25)

© 2017 PCTEST Engineering Laboratory, Inc. V 7 8/5/2017
All rights reserved. Unless otherwise specified, no part of this report may be reproduced or utilized in any part, form or by any means, electronic or mechanical, including photocopying and microfilm, without permission in writing from PCTEST Engineering Laboratory, Inc. If you have any questions about this international copyright or have an enquiry about obtaining additional rights to this report or assembly of contents thereof, please contact INFO@PCTESTLAB.COM.

Spur	Range	Start Freq	Stop Freq	RBW	Frequency	Amplitude	Δ Limit
1	1	2.4750 GHz	2.4905 GHz	1.000 MHz	2.490422500 GHz	-34.75 dBm	-9.746 dB
2	2	2.4905 GHz	2.4960 GHz	1.000 MHz	2.495175000 GHz	-28.06 dBm	-15.06 dB
3	3	2.4960 GHz	2.4990 GHz	1.000 MHz	2.498785000 GHz	-26.19 dBm	-16.19 dB
4	4	2.4990 GHz	2.5000 GHz	180.0 kHz	2.499561667 GHz	-30.00 dBm	-20.00 dB
5	5	2.5000 GHz	2.5250 GHz	240.0 kHz	2.501750000 GHz	8.481 dBm	-16.52 dB

Plot 7-288. Lower ACP Plot (Band 7 – 10.0MHz QPSK – RB Size 50)

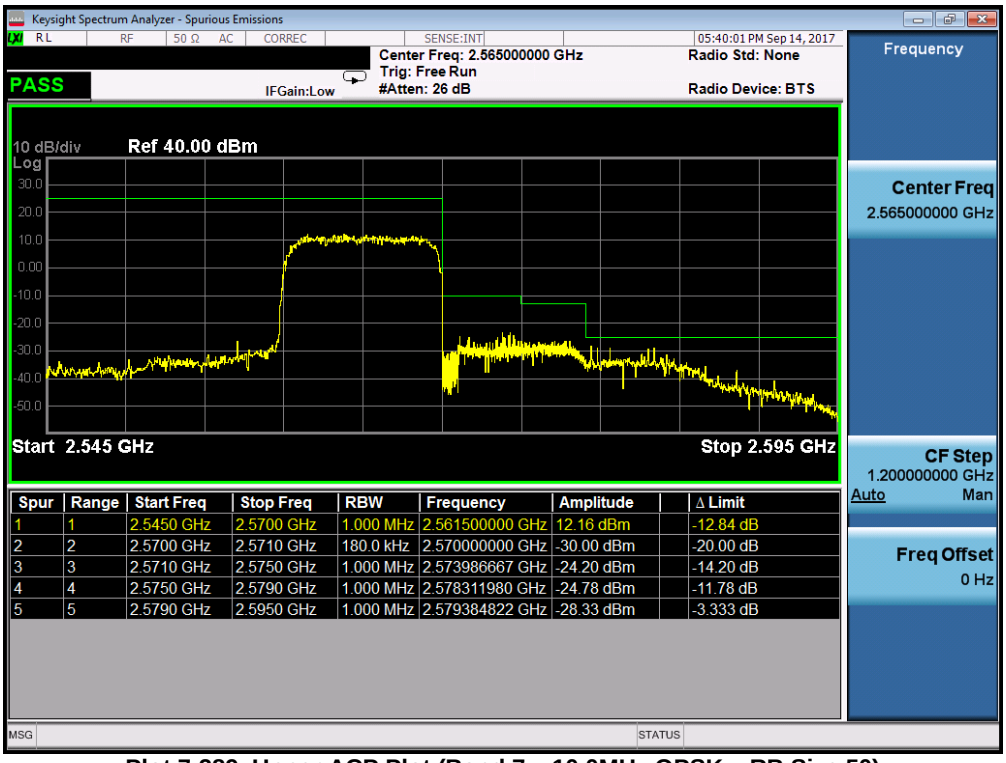

Spur	Range	Start Freq	Stop Freq	RBW	Frequency	Amplitude	Δ Limit
1	1	2.5450 GHz	2.5700 GHz	1.000 MHz	2.561500000 GHz	12.16 dBm	-12.84 dB
2	2	2.5700 GHz	2.5710 GHz	180.0 kHz	2.570000000 GHz	-30.00 dBm	-20.00 dB
3	3	2.5710 GHz	2.5750 GHz	1.000 MHz	2.573986667 GHz	-24.20 dBm	-14.20 dB
4	4	2.5750 GHz	2.5790 GHz	1.000 MHz	2.578311980 GHz	-24.78 dBm	-11.78 dB
5	5	2.5790 GHz	2.5950 GHz	1.000 MHz	2.579384822 GHz	-28.33 dBm	-3.333 dB

Plot 7-289. Upper ACP Plot (Band 7 – 10.0MHz QPSK – RB Size 50)

© 2017 PCTEST Engineering Laboratory, Inc.
All rights reserved. Unless otherwise specified, no part of this report may be reproduced or utilized in any part, form or by any means, electronic or mechanical, including photocopying and microfilm, without permission in writing from PCTEST Engineering Laboratory, Inc. If you have any questions about this international copyright or have an enquiry about obtaining additional rights to this report or assembly of contents thereof, please contact INFO@PCTESTLAB.COM.

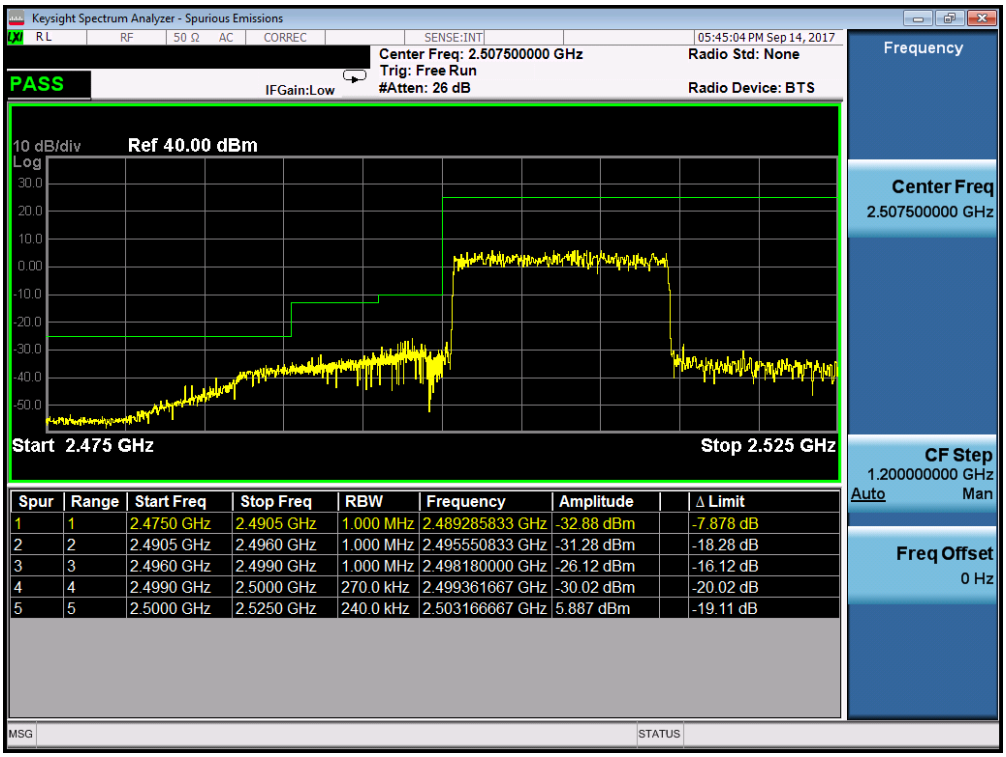

Spur	Range	Start Freq	Stop Freq	RBW	Frequency	Amplitude	Δ Limit
1	1	2.4750 GHz	2.4905 GHz	1.000 MHz	2.489285833 GHz	-32.88 dBm	-7.878 dB
2	2	2.4905 GHz	2.4960 GHz	1.000 MHz	2.495550833 GHz	-31.28 dBm	-18.28 dB
3	3	2.4960 GHz	2.4990 GHz	1.000 MHz	2.498180000 GHz	-26.12 dBm	-16.12 dB
4	4	2.4990 GHz	2.5000 GHz	270.0 kHz	2.499361667 GHz	-30.02 dBm	-20.02 dB
5	5	2.5000 GHz	2.5250 GHz	240.0 kHz	2.503166667 GHz	5.887 dBm	-19.11 dB

Plot 7-290. Lower ACP Plot (Band 7 – 15.0MHz QPSK – RB Size 75)

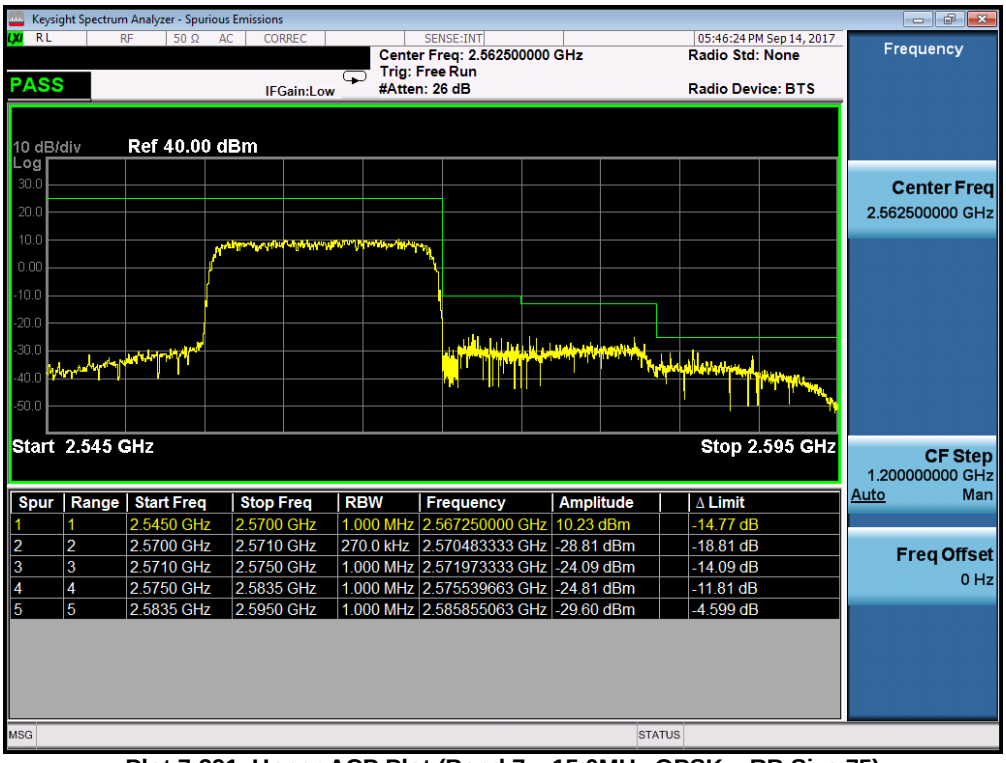

Spur	Range	Start Freq	Stop Freq	RBW	Frequency	Amplitude	Δ Limit
1	1	2.5450 GHz	2.5700 GHz	1.000 MHz	2.567250000 GHz	10.23 dBm	-14.77 dB
2	2	2.5700 GHz	2.5710 GHz	270.0 kHz	2.570483333 GHz	-28.81 dBm	-18.81 dB
3	3	2.5710 GHz	2.5750 GHz	1.000 MHz	2.571973333 GHz	-24.09 dBm	-14.09 dB
4	4	2.5750 GHz	2.5835 GHz	1.000 MHz	2.575539663 GHz	-24.81 dBm	-11.81 dB
5	5	2.5835 GHz	2.5950 GHz	1.000 MHz	2.585855063 GHz	-29.60 dBm	-4.599 dB

Plot 7-291. Upper ACP Plot (Band 7 – 15.0MHz QPSK – RB Size 75)

© 2017 PCTEST Engineering Laboratory, Inc. V 7 8/5/2017
All rights reserved. Unless otherwise specified, no part of this report may be reproduced or utilized in any part, form or by any means, electronic or mechanical, including photocopying and microfilm, without permission in writing from PCTEST Engineering Laboratory, Inc. If you have any questions about this international copyright or have an enquiry about obtaining additional rights to this report or assembly of contents thereof, please contact INFO@PCTESTLAB.COM.

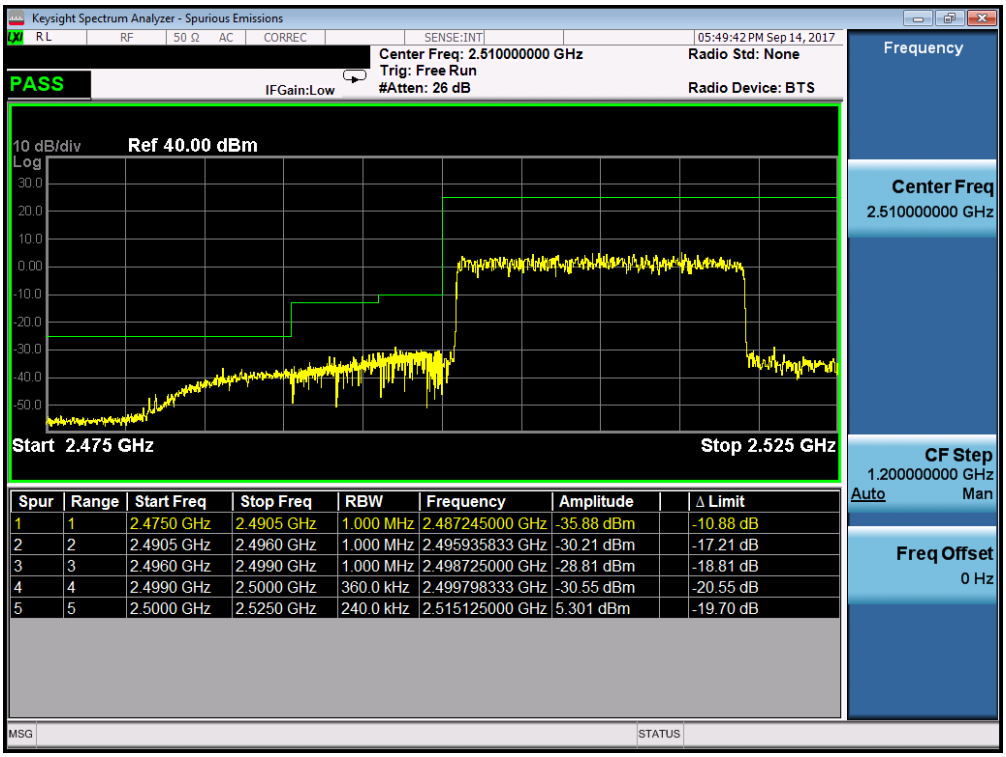

Spur	Range	Start Freq	Stop Freq	RBW	Frequency	Amplitude	Δ Limit
1	1	2.4750 GHz	2.4905 GHz	1.000 MHz	2.487245000 GHz	-35.88 dBm	-10.88 dB
2	2	2.4905 GHz	2.4960 GHz	1.000 MHz	2.495935833 GHz	-30.21 dBm	-17.21 dB
3	3	2.4960 GHz	2.4990 GHz	1.000 MHz	2.498725000 GHz	-28.81 dBm	-18.81 dB
4	4	2.4990 GHz	2.5000 GHz	360.0 kHz	2.499798333 GHz	-30.55 dBm	-20.55 dB
5	5	2.5000 GHz	2.5250 GHz	240.0 kHz	2.515125000 GHz	5.301 dBm	-19.70 dB

Plot 7-292. Lower ACP Plot (Band 7 – 20.0MHz QPSK – RB Size 100)

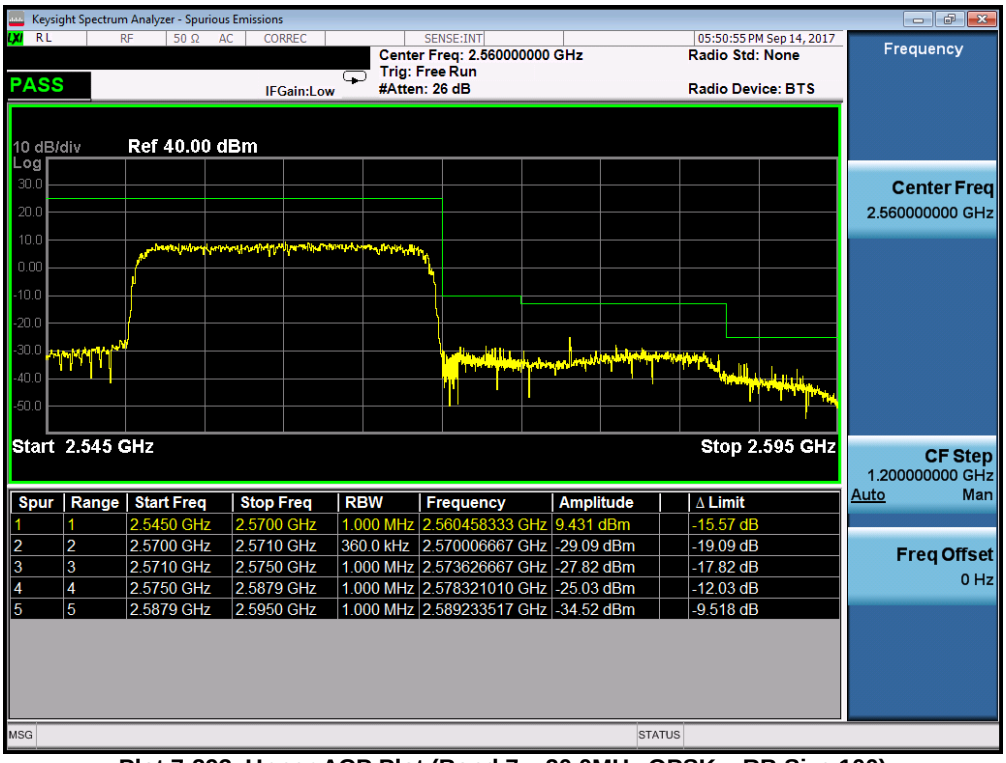

Spur	Range	Start Freq	Stop Freq	RBW	Frequency	Amplitude	Δ Limit
1	1	2.5450 GHz	2.5700 GHz	1.000 MHz	2.560458333 GHz	9.431 dBm	-15.57 dB
2	2	2.5700 GHz	2.5710 GHz	360.0 kHz	2.570006667 GHz	-29.09 dBm	-19.09 dB
3	3	2.5710 GHz	2.5750 GHz	1.000 MHz	2.573626667 GHz	-27.82 dBm	-17.82 dB
4	4	2.5750 GHz	2.5879 GHz	1.000 MHz	2.578321010 GHz	-25.03 dBm	-12.03 dB
5	5	2.5879 GHz	2.5950 GHz	1.000 MHz	2.589233517 GHz	-34.52 dBm	-9.518 dB

Plot 7-293. Upper ACP Plot (Band 7 – 20.0MHz QPSK – RB Size 100)

© 2017 PCTEST Engineering Laboratory, Inc. V 7 8/5/2017
All rights reserved. Unless otherwise specified, no part of this report may be reproduced or utilized in any part, form or by any means, electronic or mechanical, including photocopying and microfilm, without permission in writing from PCTEST Engineering Laboratory, Inc. If you have any questions about this international copyright or have an enquiry about obtaining additional rights to this report or assembly of contents thereof, please contact INFO@PCTESTLAB.COM.

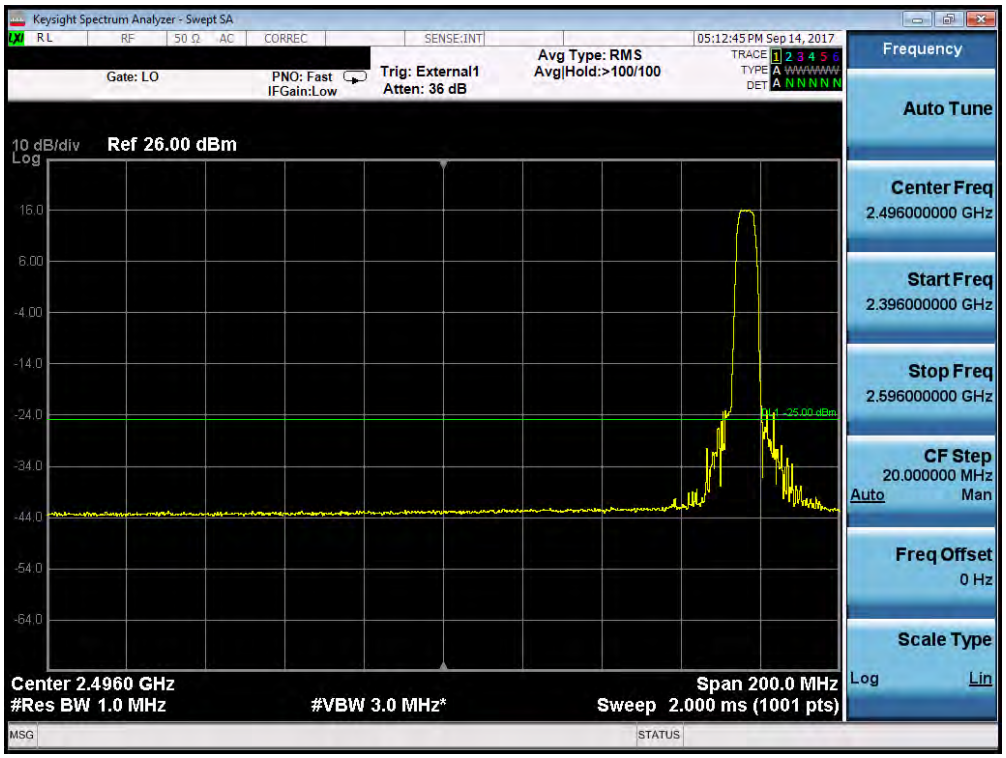

Plot 7-294. Lower Band Edge Plot (Band 38 – 5.0MHz QPSK – RB Size 25)

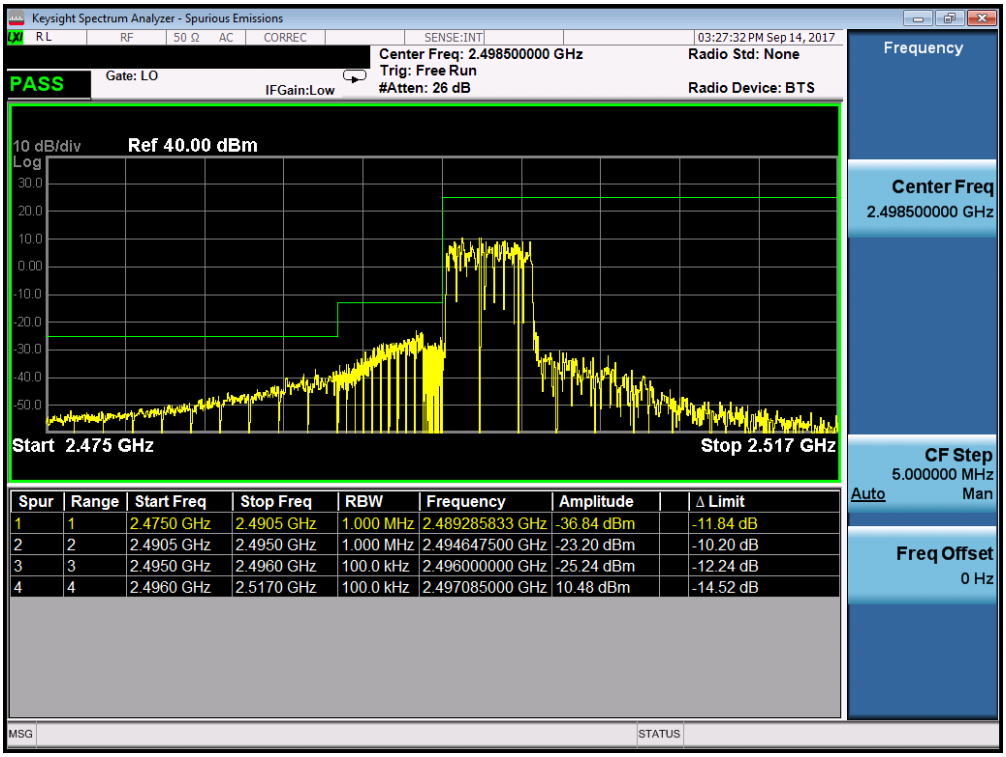

Plot 7-295. Lower ACP Plot (Band 41 – 5.0MHz QPSK – RB Size 25)

© 2017 PCTEST Engineering Laboratory, Inc.
All rights reserved. Unless otherwise specified, no part of this report may be reproduced or utilized in any part, form or by any means, electronic or mechanical, including photocopying and microfilm, without permission in writing from PCTEST Engineering Laboratory, Inc. If you have any questions about this international copyright or have an enquiry about obtaining additional rights to this report or assembly of contents thereof, please contact INFO@PCTESTLAB.COM.

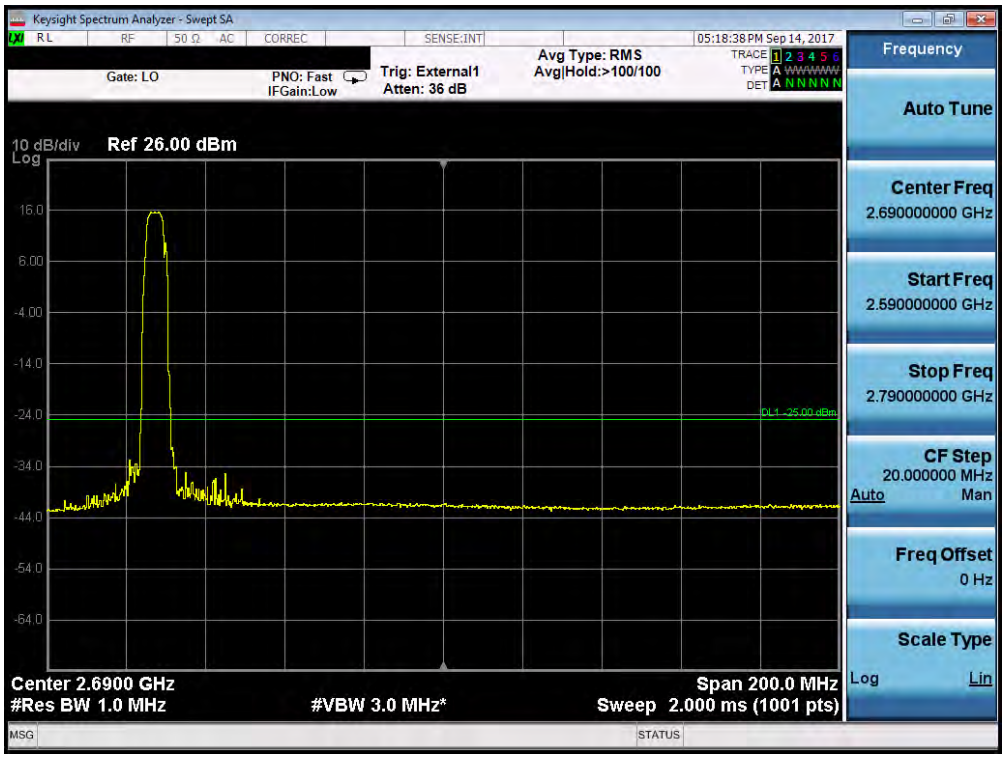

Plot 7-296. Upper Band Edge Plot (Band 38 – 5.0MHz QPSK – RB Size 25)

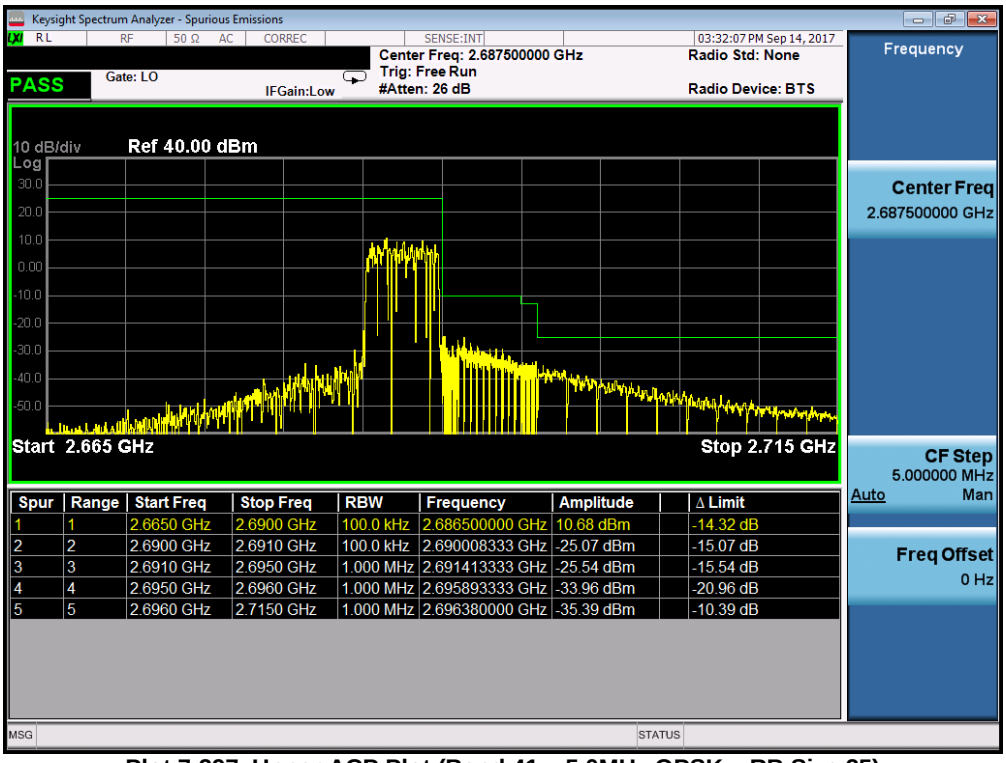

Spur	Range	Start Freq	Stop Freq	RBW	Frequency	Amplitude	Δ Limit
1	1	2.6650 GHz	2.6900 GHz	100.0 kHz	2.686500000 GHz	10.68 dBm	-14.32 dB
2	2	2.6900 GHz	2.6910 GHz	100.0 kHz	2.690008333 GHz	-25.07 dBm	-15.07 dB
3	3	2.6910 GHz	2.6950 GHz	1.000 MHz	2.691413333 GHz	-25.54 dBm	-15.54 dB
4	4	2.6950 GHz	2.6960 GHz	1.000 MHz	2.695893333 GHz	-33.96 dBm	-20.96 dB
5	5	2.6960 GHz	2.7150 GHz	1.000 MHz	2.696380000 GHz	-35.39 dBm	-10.39 dB

Plot 7-297. Upper ACP Plot (Band 41 – 5.0MHz QPSK – RB Size 25)

© 2017 PCTEST Engineering Laboratory, Inc.
All rights reserved. Unless otherwise specified, no part of this report may be reproduced or utilized in any part, form or by any means, electronic or mechanical, including photocopying and microfilm, without permission in writing from PCTEST Engineering Laboratory, Inc. If you have any questions about this international copyright or have an enquiry about obtaining additional rights to this report or assembly of contents thereof, please contact INFO@PCTESTLAB.COM.