APPENDIX F: SAR TEST SETUP PHOTOGRAPHS

© 2014 PCTEST Engineering Laboratory, Inc.



SAR Test Setup Photo 1 – Right Cheek



SAR Test Setup Photo 2 – Right Cheek with Wireless Charging Cover

© 2014 PCTEST Engineering Laboratory, Inc.



SAR Test Setup Photo 3 – Right Tilt



SAR Test Setup Photo 4 – Left Cheek

© 2014 PCTEST Engineering Laboratory, Inc.



SAR Test Setup Photo 5 – Left Cheek with Wireless Charging Cover



SAR Test Setup Photo 6 – Left Tilt

© 2014 PCTEST Engineering Laboratory, Inc.



SAR Test Setup Photo 7 – Left Tilt with Wireless Charging Cover



SAR Test Setup Photo 8 – Back Side at 1.5 cm

© 2014 PCTEST Engineering Laboratory, Inc.



SAR Test Setup Photo 9 – Back Side at 1.5 cm with Wireless Charging Cover



SAR Test Setup Photo 10 – Back Side at 1.0 cm

© 2014 PCTEST Engineering Laboratory, Inc.



SAR Test Setup Photo 11 – Back Side at 1.0 cm with Wireless Charging Cover



SAR Test Setup Photo 11 – Front Side at 1.0 cm

© 2014 PCTEST Engineering Laboratory, Inc.



SAR Test Setup Photo 13 – Front Side at 1.0 cm with Wireless Charging Cover

SAR Test Setup Photo 14 – Top Edge at 1.0 cm

© 2014 PCTEST Engineering Laboratory, Inc.

SAR Test Setup Photo 15 – Bottom Edge at 1.0 cm



SAR Test Setup Photo 16 – Right Edge at 1.0 cm

© 2014 PCTEST Engineering Laboratory, Inc.



SAR Test Setup Photo 17 – Left Edge at 1.0 cm

SAR Test Setup Photo 18 – DUT Reference Lines

© 2014 PCTEST Engineering Laboratory, Inc.