APPENDIX F: DUT ANTENNA DIAGRAM & SAR TEST SETUP PHOTOGRAPH

© 2015 PCTEST Engineering Laboratory, Inc.

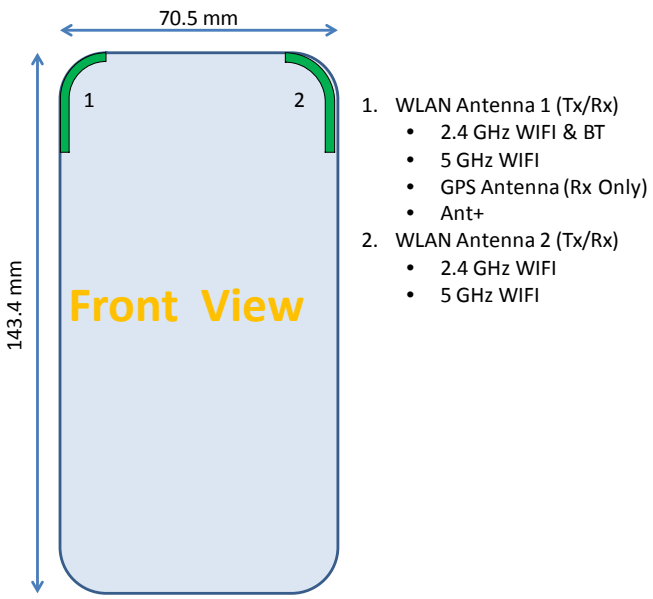

Note: Exact antenna dimensions and separation distances are shown in the Technical Descriptions in the FCC Filing.

Figure F-1
DUT Antenna Locations

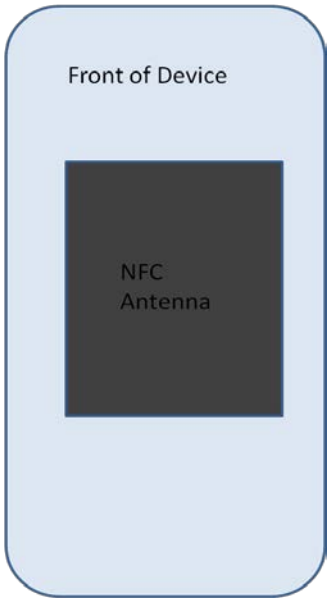

Figure F-2
NFC Antenna Locations

© 2015 PCTEST Engineering Laboratory, Inc.



SAR Test Setup Photo 1: Right Cheek



SAR Test Setup Photo 2: Right Tilt

© 2015 PCTEST Engineering Laboratory, Inc.



SAR Test Setup Photo 3: Left Cheek



SAR Test Setup Photo 4: Left Tilt

© 2015 PCTEST Engineering Laboratory, Inc.



SAR Test Setup Photo 5: Back Side at 10mm

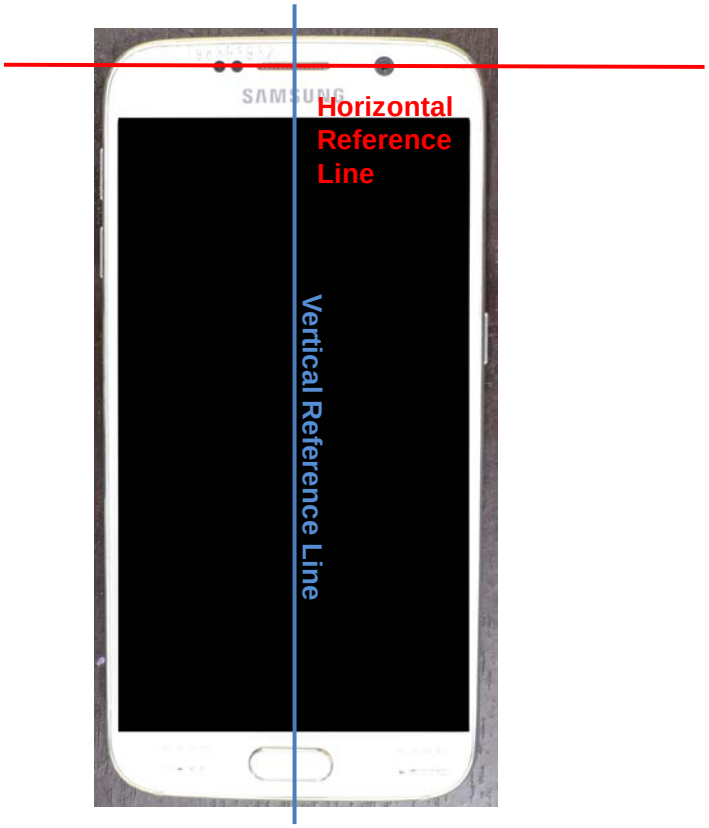

SAR Test Setup Photo 6: Horizontal and Vertical Reference Lines

© 2015 PCTEST Engineering Laboratory, Inc.