TEST SETUP PHOTOGRAPHS



Figure 1. E-Field Measurement (Position A)



Figure 2. E-Field Measurement (Position B)

© 2016 PCTEST Engineering Laboratory, Inc.



Figure 3. E-Field Measurement (Position C)



Figure 4. E-Field Measurement (Position D)

© 2016 PCTEST Engineering Laboratory, Inc.



Figure 5. E-Field Measurement (Position E)



Figure 6. E-Field Measurement (Position F)

© 2016 PCTEST Engineering Laboratory, Inc.

Figure 7. H-Field Measurement (Position A)

Figure 8. H-Field Measurement (Position B)

© 2016 PCTEST Engineering Laboratory, Inc.



Figure 9. H-Field Measurement (Position C)

Figure 10. H-Field Measurement (Position D)

© 2016 PCTEST Engineering Laboratory, Inc.

Figure 11. H-Field Measurement (Position E)

Figure 12. H-Field Measurement (Position F)

© 2016 PCTEST Engineering Laboratory, Inc.