LOW CHANNEL

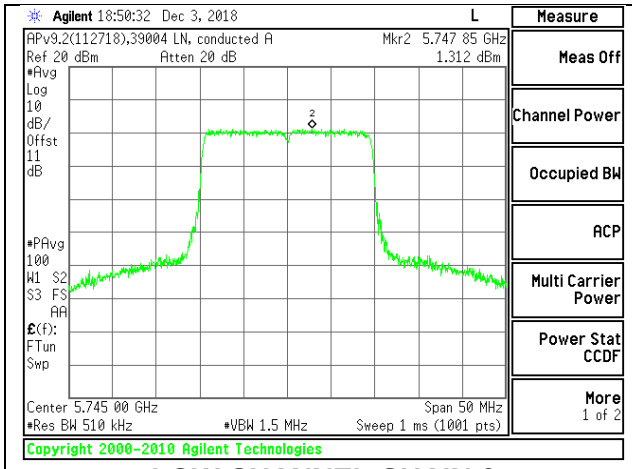

LOW CHANNEL CHAIN 0

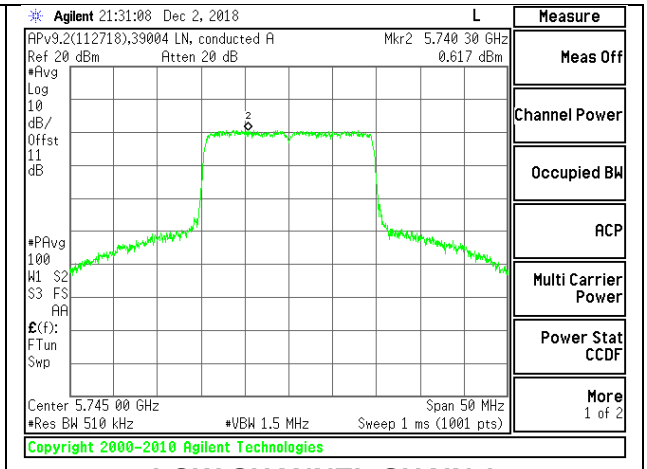

LOW CHANNEL CHAIN 1

MID CHANNEL

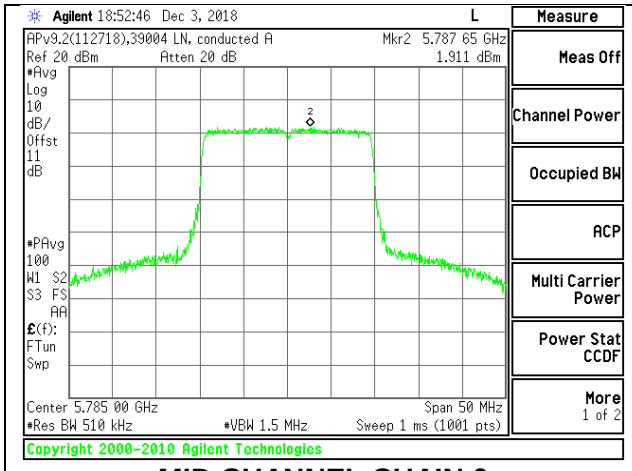

MID CHANNEL CHAIN 0

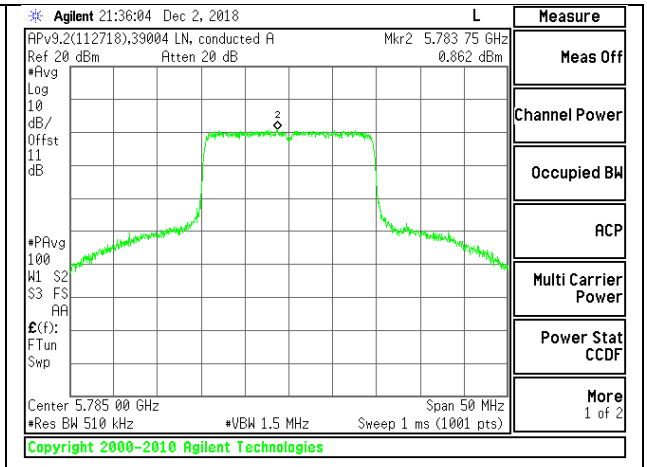

MID CHANNEL CHAIN 1

HIGH CHANNEL

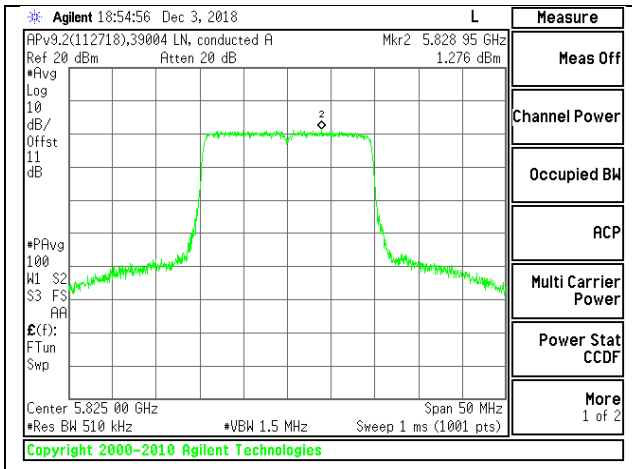

HIGH CHANNEL CHAIN 0

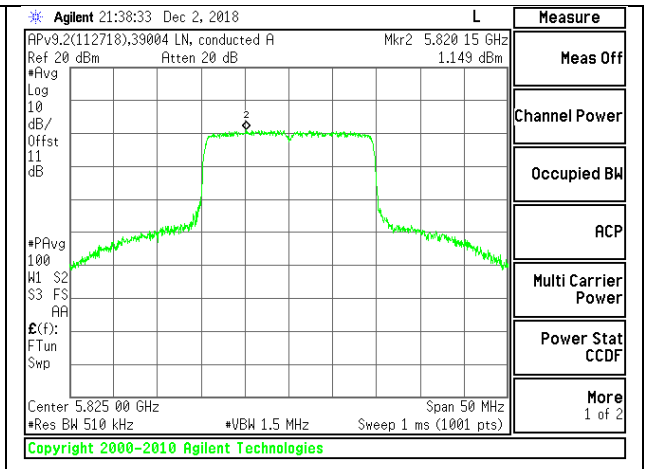

HIGH CHANNEL CHAIN 1

UL VERIFICATION SERVICES INC.
47173 Benicia Street, Fremont, CA 94538; USA TEL:(510) 771-1000 FAX:(510) 661-0888
This report shall not be reproduced except in full, without the written approval of UL Verification Services Inc.

2TX Antenna 1 + Antenna 2 OFDMA MODE – 106-Tones, RU Index 53

Antenna Gain and Limit

Channel	Frequency (MHz)	Directional Gain For Power (dBi)	Directional Gain For PSD (dBi)	Power Limit (dBm)	PSD Limit (dBm/ 1MHz)
Low	5745	-6.91	3.91	30.00	30.00
Mid	5785	-6.91	3.91	30.00	30.00
High	5825	-6.91	3.91	30.00	30.00

Duty Cycle CF (dB)	0.34	**Included in Calculations of Corr'd PSD**

Output Power Results

Channel	Frequency (MHz)	Chain 0 Meas Power (dBm)	Chain 1 Meas Power (dBm)	Total Corr'd Power (dBm)	Power Limit (dBm)	Power Margin (dB)
Low	5745	15.96	14.75	18.41	30.00	-11.59
Mid	5785	15.81	14.59	18.25	30.00	-11.75
High	5825	15.7	14.44	18.13	30.00	-11.87

PSD Results

Channel	Frequency (MHz)	Chain 0 Meas PSD (dBm/ 1MHz)	Chain 1 Meas PSD (dBm/ 1MHz)	Total Corr'd PSD (dBm/ 1MHz)	PSD Limit (dBm/ 1MHz)	PSD Margin (dB)
Low	5745	3.928	3.42	7.03	30.00	-22.97
Mid	5785	4.168	3.651	7.27	30.00	-22.73
High	5825	4.253	3.94	7.45	30.00	-22.55

UL VERIFICATION SERVICES INC.
47173 Benicia Street, Fremont, CA 94538; USA TEL:(510) 771-1000 FAX:(510) 661-0888
This report shall not be reproduced except in full, without the written approval of UL Verification Services Inc.

LOW CHANNEL

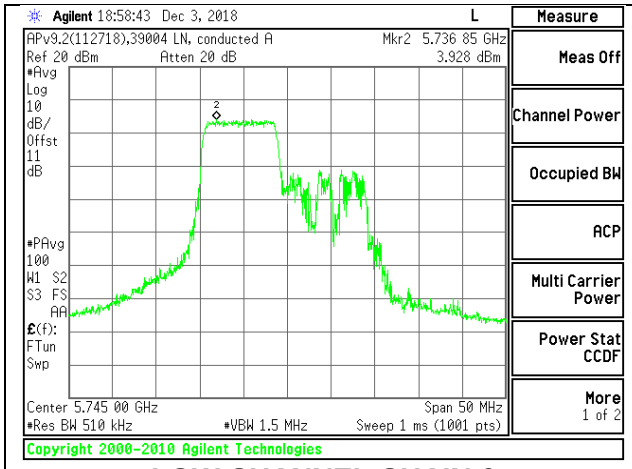

LOW CHANNEL CHAIN 0

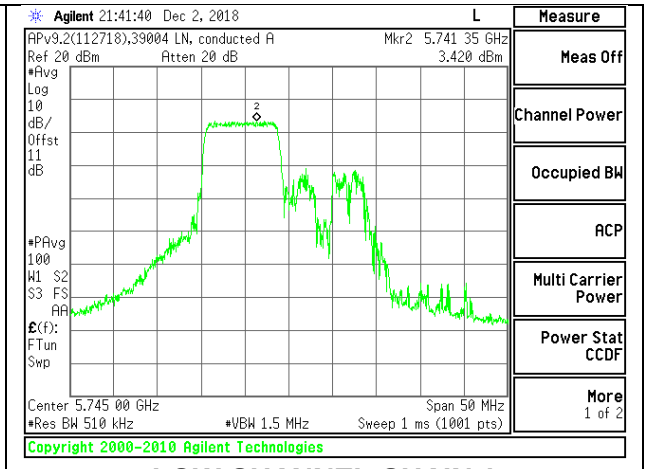

LOW CHANNEL CHAIN 1

MID CHANNEL

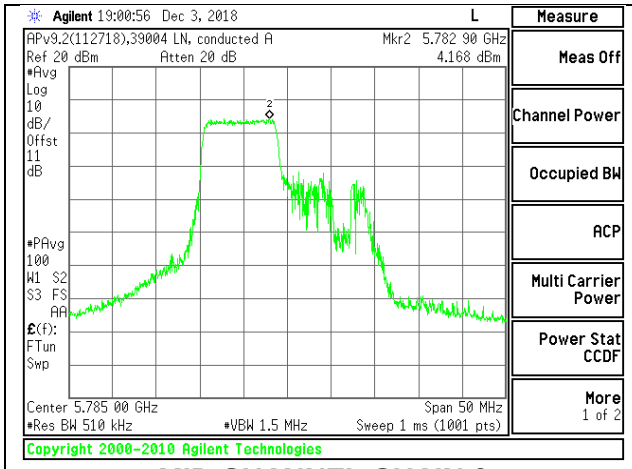

MID CHANNEL CHAIN 0

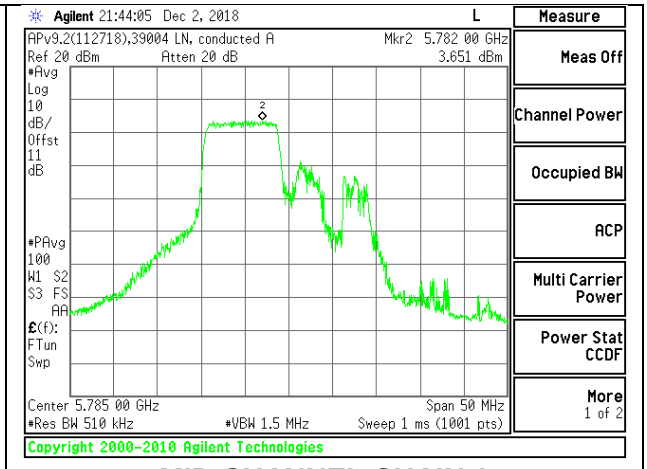

MID CHANNEL CHAIN 1

HIGH CHANNEL

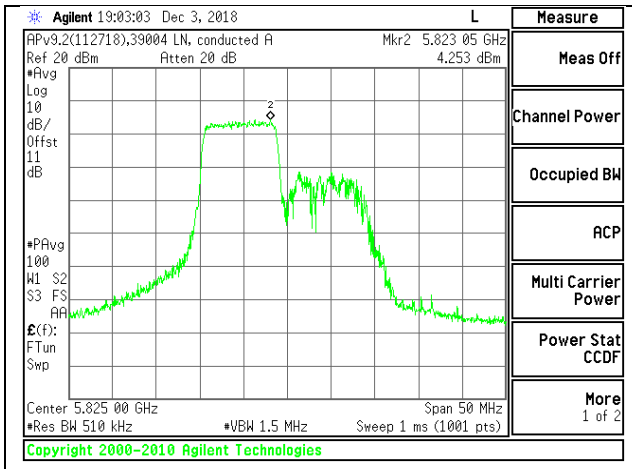

HIGH CHANNEL CHAIN 0

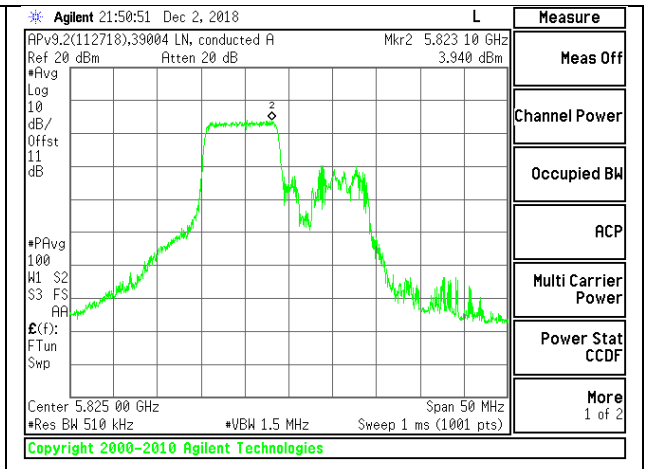

HIGH CHANNEL CHAIN 1

UL VERIFICATION SERVICES INC.
47173 Benicia Street, Fremont, CA 94538; USA TEL:(510) 771-1000 FAX:(510) 661-0888
This report shall not be reproduced except in full, without the written approval of UL Verification Services Inc.

2TX Antenna 1 + Antenna 2 OFDMA MODE – 106-Tones, RU Index 54

Antenna Gain and Limit

Channel	Frequency (MHz)	Directional Gain For Power (dBi)	Directional Gain For PSD (dBi)	Power Limit (dBm)	PSD Limit (dBm/ 1MHz)
Low	5745	-6.91	-3.91	30.00	30.00
Mid	5785	-6.91	-3.91	30.00	30.00
High	5825	-6.91	-3.91	30.00	30.00

Duty Cycle CF (dB)	0.34	**Included in Calculations of Corr'd PSD**

Output Power Results

Channel	Frequency (MHz)	Chain 0 Meas Power (dBm)	Chain 1 Meas Power (dBm)	Total Corr'd Power (dBm)	Power Limit (dBm)	Power Margin (dB)
Low	5745	15.71	14.48	18.15	30.00	-11.85
Mid	5785	15.74	14.53	18.19	30.00	-11.81
High	5825	15.7	14.48	18.14	30.00	-11.86

PSD Results

Channel	Frequency (MHz)	Chain 0 Meas PSD (dBm/ 1MHz)	Chain 1 Meas PSD (dBm/ 1MHz)	Total Corr'd PSD (dBm/ 1MHz)	PSD Limit (dBm/ 1MHz)	PSD Margin (dB)
Low	5745	3.689	3.416	6.90	30.00	-23.10
Mid	5785	4.481	4.023	7.61	30.00	-22.39
High	5825	4.014	3.924	7.32	30.00	-22.68

UL VERIFICATION SERVICES INC.
47173 Benicia Street, Fremont, CA 94538; USA TEL:(510) 771-1000 FAX:(510) 661-0888
This report shall not be reproduced except in full, without the written approval of UL Verification Services Inc.

LOW CHANNEL

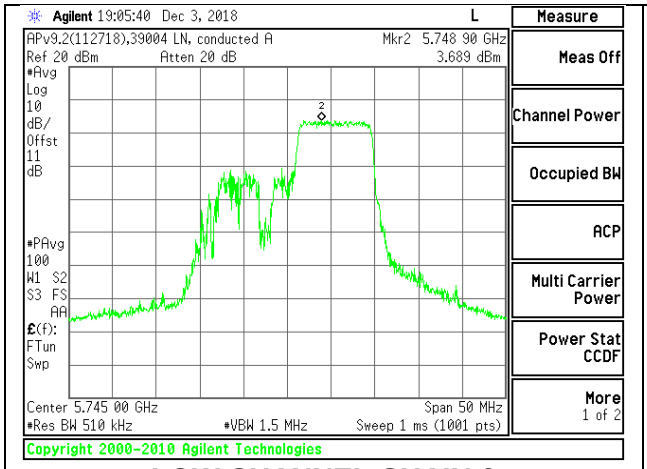

LOW CHANNEL CHAIN 0

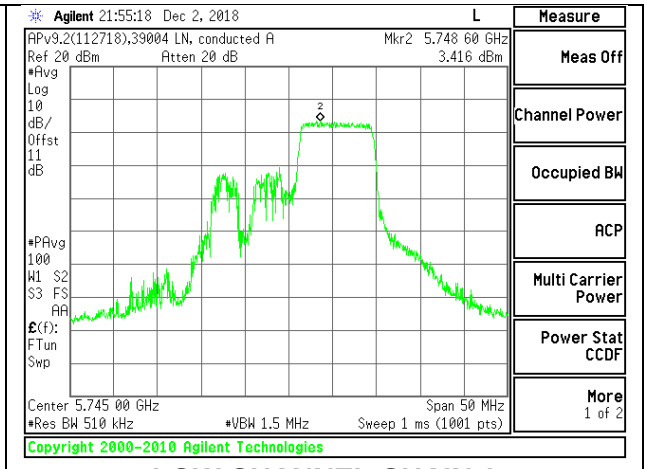

LOW CHANNEL CHAIN 1

MID CHANNEL

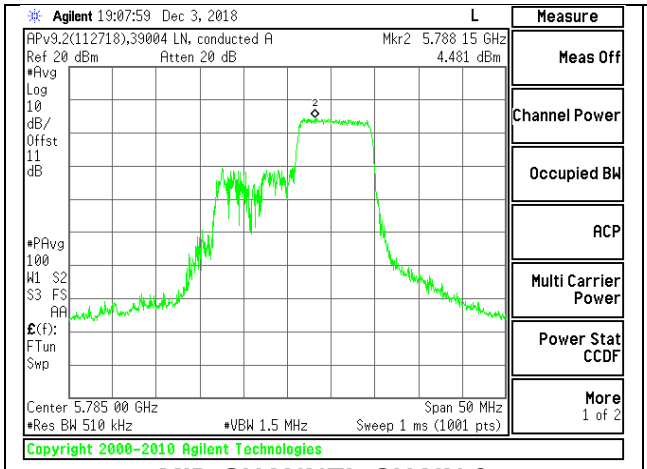

MID CHANNEL CHAIN 0

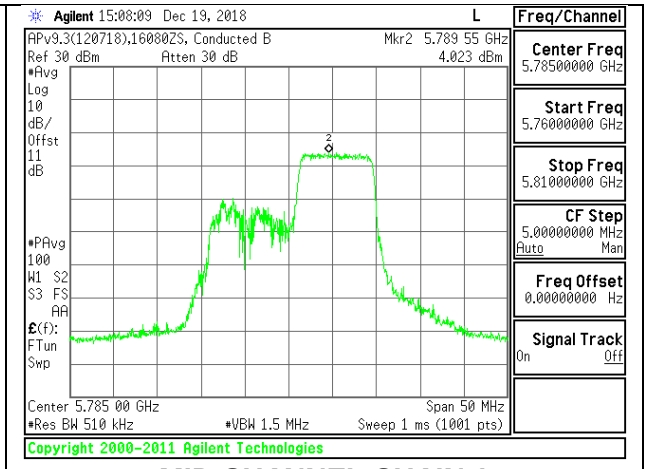

MID CHANNEL CHAIN 1

HIGH CHANNEL

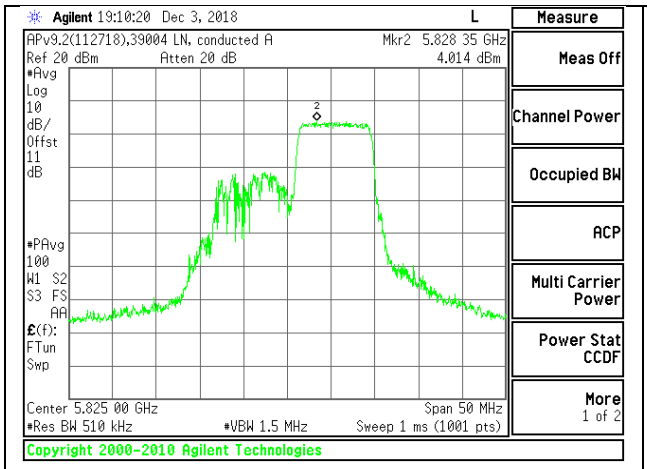

HIGH CHANNEL CHAIN 0

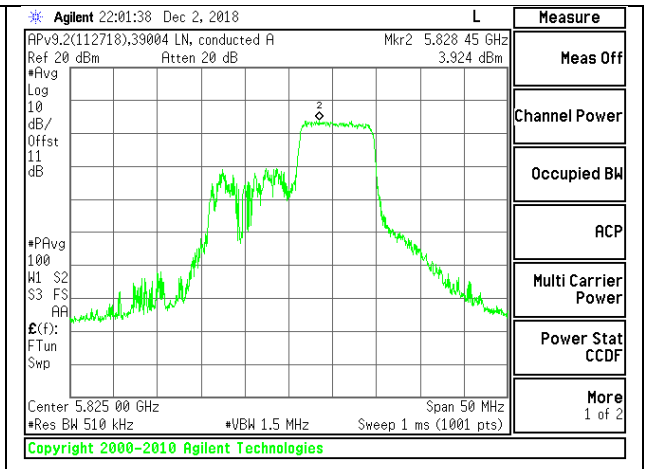

HIGH CHANNEL CHAIN 1

UL VERIFICATION SERVICES INC.
47173 Benicia Street, Fremont, CA 94538; USA TEL:(510) 771-1000 FAX:(510) 661-0888
This report shall not be reproduced except in full, without the written approval of UL Verification Services Inc.

2TX Antenna 1 + Antenna 2 OFDMA MODE – 52-Tones, RU Index 37

Antenna Gain and Limit

Channel	Frequency (MHz)	Directional Gain For Power (dBi)	Directional Gain For PSD (dBi)	Power Limit (dBm)	PSD Limit (dBm/ 1MHz)
Low	5745	-6.91	-3.91	30.00	30.00
Mid	5785	-6.91	-3.91	30.00	30.00
High	5825	-6.91	-3.91	30.00	30.00

Duty Cycle CF (dB)	0.17	**Included in Calculations of Corr'd PSD**

Output Power Results

Channel	Frequency (MHz)	Chain 0 Meas Power (dBm)	Chain 1 Meas Power (dBm)	Total Corr'd Power (dBm)	Power Limit (dBm)	Power Margin (dB)
Low	5745	12.85	11.61	15.28	30.00	-14.72
Mid	5785	12.74	11.52	15.18	30.00	-14.82
High	5825	12.6	11.37	15.04	30.00	-14.96

PSD Results

Channel	Frequency (MHz)	Chain 0 Meas PSD (dBm/ 1MHz)	Chain 1 Meas PSD (dBm/ 1MHz)	Total Corr'd PSD (dBm/ 1MHz)	PSD Limit (dBm/ 1MHz)	PSD Margin (dB)
Low	5745	4.344	3.817	7.27	30.00	-22.73
Mid	5785	4.6	4.269	7.62	30.00	-22.38
High	5825	4.424	3.987	7.39	30.00	-22.61

UL VERIFICATION SERVICES INC.
47173 Benicia Street, Fremont, CA 94538; USA TEL:(510) 771-1000 FAX:(510) 661-0888
This report shall not be reproduced except in full, without the written approval of UL Verification Services Inc.

LOW CHANNEL

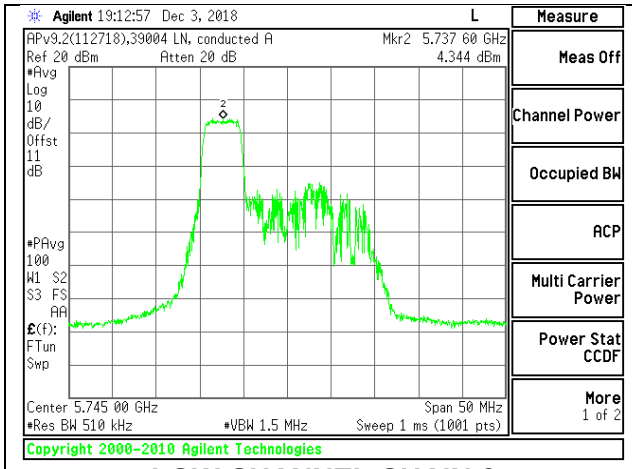

LOW CHANNEL CHAIN 0

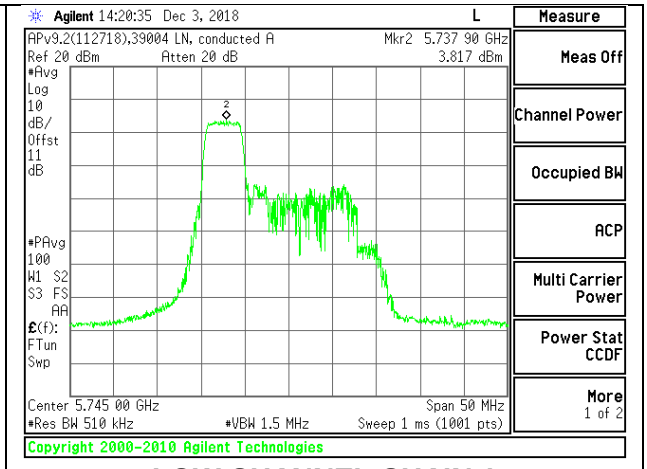

LOW CHANNEL CHAIN 1

MID CHANNEL

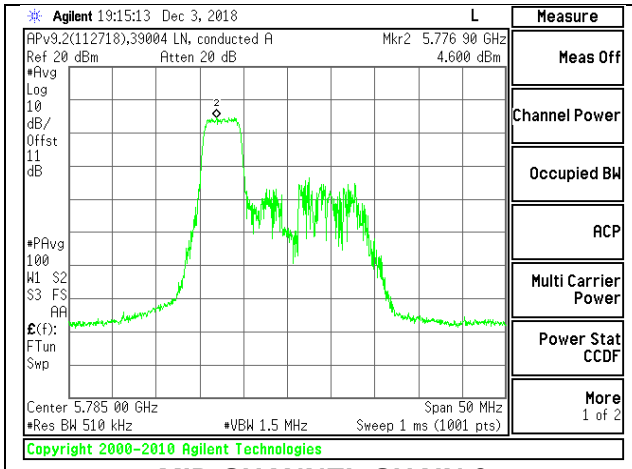

MID CHANNEL CHAIN 0

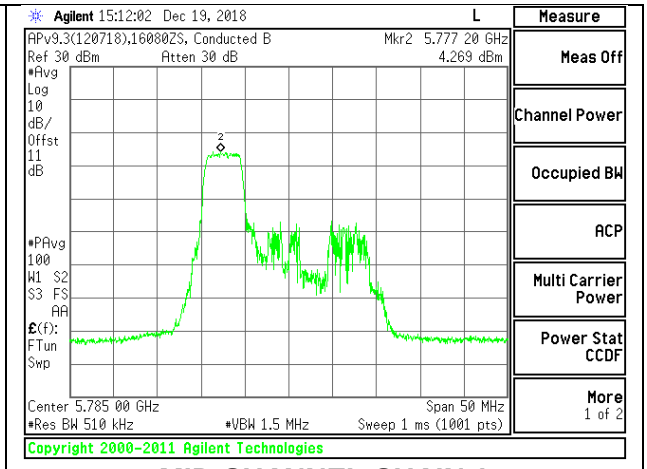

MID CHANNEL CHAIN 1

HIGH CHANNEL

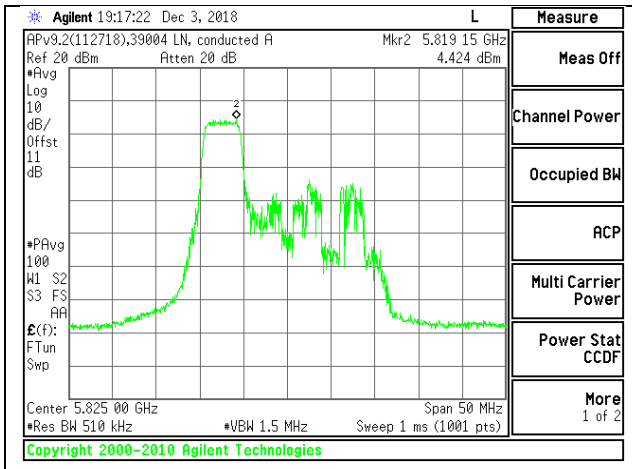

HIGH CHANNEL CHAIN 0

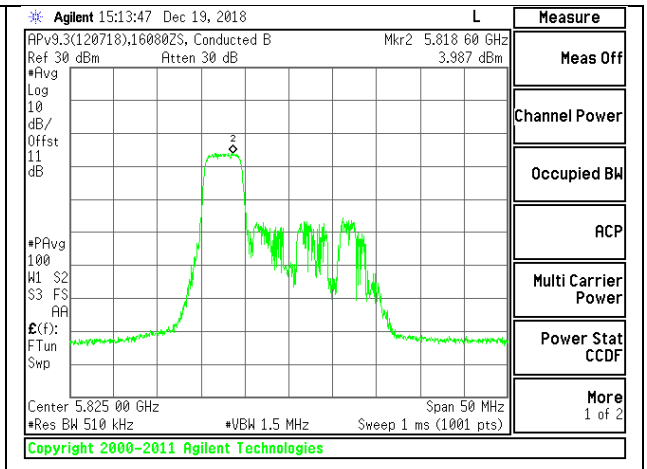

HIGH CHANNEL CHAIN 1

UL VERIFICATION SERVICES INC.
47173 Benicia Street, Fremont, CA 94538; USA TEL:(510) 771-1000 FAX:(510) 661-0888
This report shall not be reproduced except in full, without the written approval of UL Verification Services Inc.

2TX Antenna 1 + Antenna 2 OFDMA MODE – 52-Tones, RU Index 38/39

Antenna Gain and Limit

Channel	Frequency (MHz)	Directional Gain For Power (dBi)	Directional Gain For PSD (dBi)	Power Limit (dBm)	PSD Limit (dBm/ 1MHz)
Low	5745	-6.91	-3.91	30.00	30.00
Mid	5785	-6.91	-3.91	30.00	30.00
High	5825	-6.91	-3.91	30.00	30.00

Duty Cycle CF (dB)	0.17	**Included in Calculations of Corr'd PSD**

Output Power Results

Channel	Frequency (MHz)	Chain 0 Meas Power (dBm)	Chain 1 Meas Power (dBm)	Total Corr'd Power (dBm)	Power Limit (dBm)	Power Margin (dB)
Low	5745	12.98	11.84	15.46	30.00	-14.54
Mid	5785	12.77	11.59	15.23	30.00	-14.77
High	5825	12.72	11.55	15.18	30.00	-14.82

PSD Results

Channel	Frequency (MHz)	Chain 0 Meas PSD (dBm/ 1MHz)	Chain 1 Meas PSD (dBm/ 1MHz)	Total Corr'd PSD (dBm/ 1MHz)	PSD Limit (dBm/ 1MHz)	PSD Margin (dB)
Low	5745	4.441	4.196	7.50	30.00	-22.50
Mid	5785	4.541	4.015	7.47	30.00	-22.53
High	5825	3.846	3.328	6.78	30.00	-23.22

UL VERIFICATION SERVICES INC.
47173 Benicia Street, Fremont, CA 94538; USA TEL:(510) 771-1000 FAX:(510) 661-0888
This report shall not be reproduced except in full, without the written approval of UL Verification Services Inc.

LOW CHANNEL

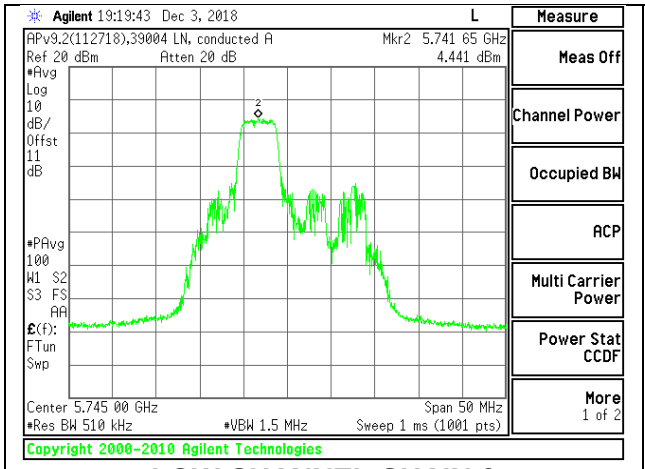

LOW CHANNEL CHAIN 0

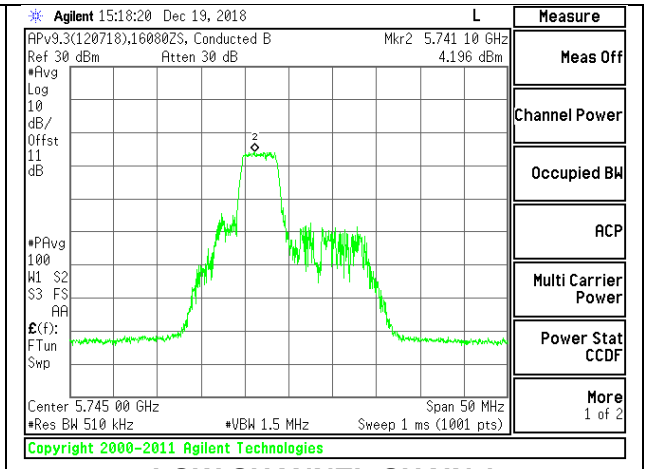

LOW CHANNEL CHAIN 1

MID CHANNEL

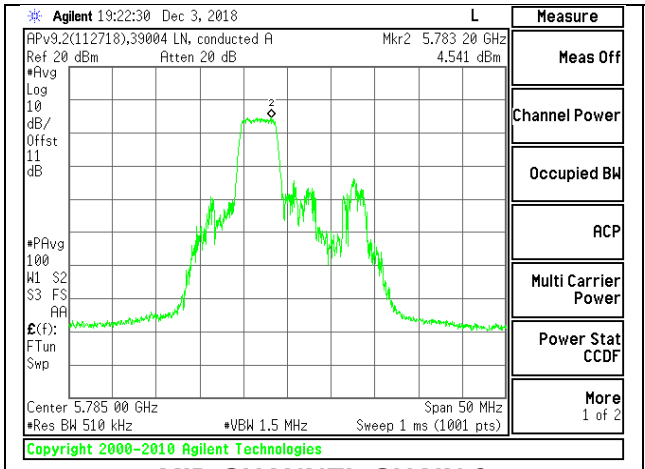

MID CHANNEL CHAIN 0

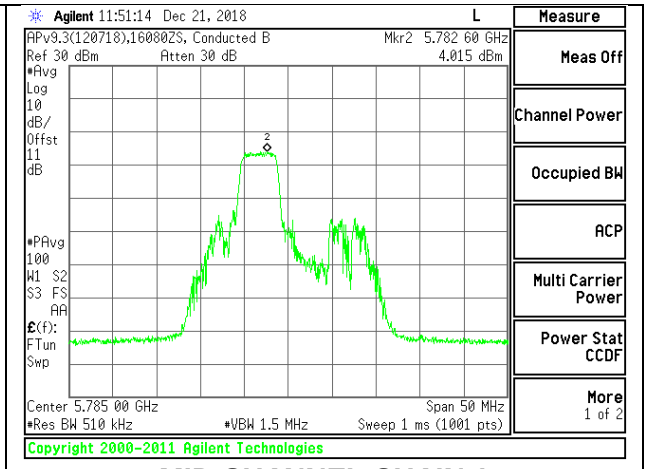

MID CHANNEL CHAIN 1

HIGH CHANNEL

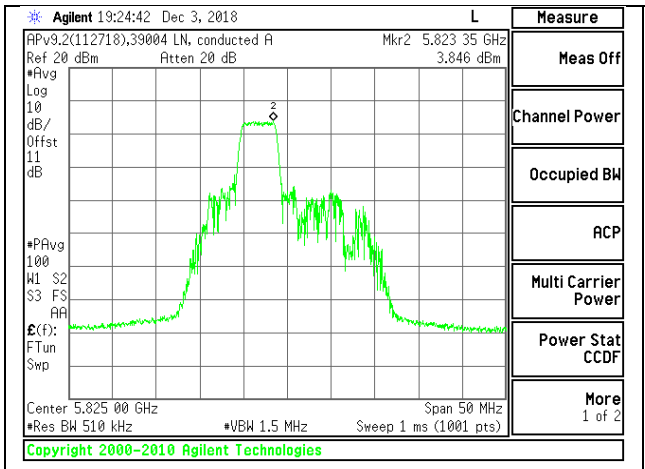

HIGH CHANNEL CHAIN 0

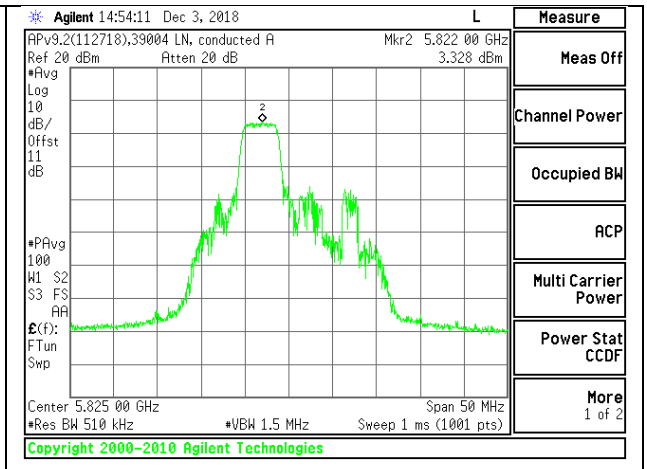

HIGH CHANNEL CHAIN 1

UL VERIFICATION SERVICES INC.
47173 Benicia Street, Fremont, CA 94538; USA TEL:(510) 771-1000 FAX:(510) 661-0888
This report shall not be reproduced except in full, without the written approval of UL Verification Services Inc.

2TX Antenna 1 + Antenna 2 OFDMA MODE – 52-Tones, RU Index 40

Antenna Gain and Limit

Channel	Frequency (MHz)	Directional Gain For Power (dBi)	Directional Gain For PSD (dBi)	Power Limit (dBm)	PSD Limit (dBm/ 1MHz)
Low	5745	-6.91	-3.91	30.00	30.00
Mid	5785	-6.91	-3.91	30.00	30.00
High	5825	-6.91	-3.91	30.00	30.00

Duty Cycle CF (dB)	0.17	**Included in Calculations of Corr'd PSD**

Output Power Results

Channel	Frequency (MHz)	Chain 0 Meas Power (dBm)	Chain 1 Meas Power (dBm)	Total Corr'd Power (dBm)	Power Limit (dBm)	Power Margin (dB)
Low	5745	12.65	11.43	15.09	30.00	-14.91
Mid	5785	12.73	11.51	15.17	30.00	-14.83
High	5825	12.6	11.41	15.06	30.00	-14.94

PSD Results

Channel	Frequency (MHz)	Chain 0 Meas PSD (dBm/ 1MHz)	Chain 1 Meas PSD (dBm/ 1MHz)	Total Corr'd PSD (dBm/ 1MHz)	PSD Limit (dBm/ 1MHz)	PSD Margin (dB)
Low	5745	3.736	2.914	6.52	30.00	-23.48
Mid	5785	4.004	3.969	7.17	30.00	-22.83
High	5825	3.71	3.035	6.57	30.00	-23.43

UL VERIFICATION SERVICES INC.
47173 Benicia Street, Fremont, CA 94538; USA TEL:(510) 771-1000 FAX:(510) 661-0888
This report shall not be reproduced except in full, without the written approval of UL Verification Services Inc.

LOW CHANNEL

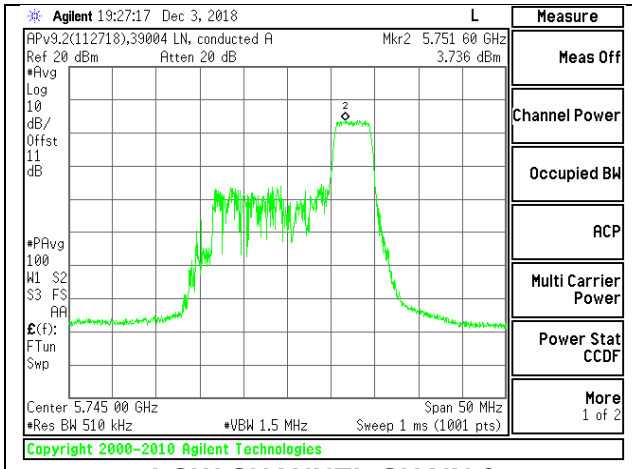

LOW CHANNEL CHAIN 0

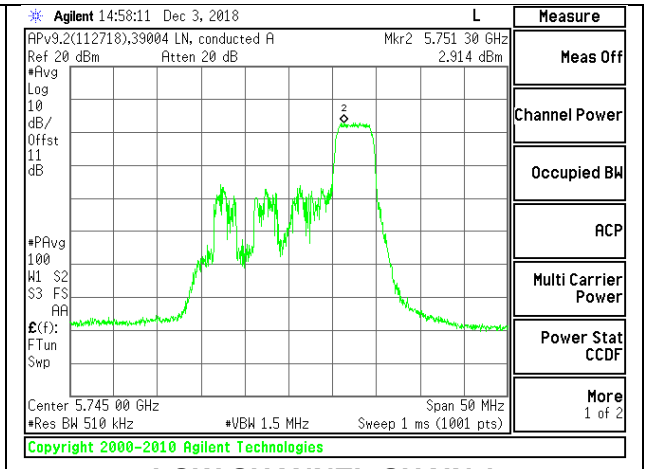

LOW CHANNEL CHAIN 1

MID CHANNEL

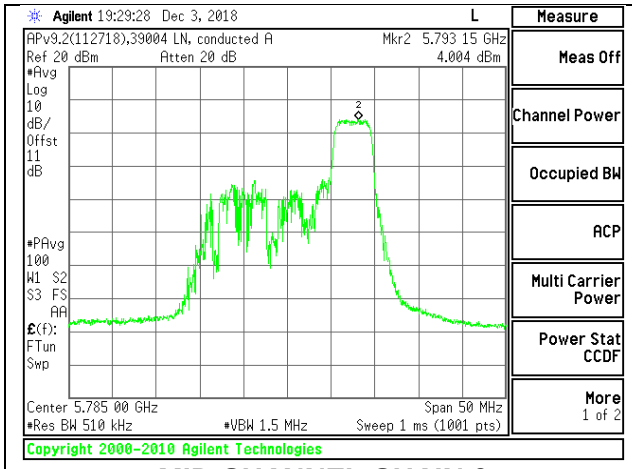

MID CHANNEL CHAIN 0

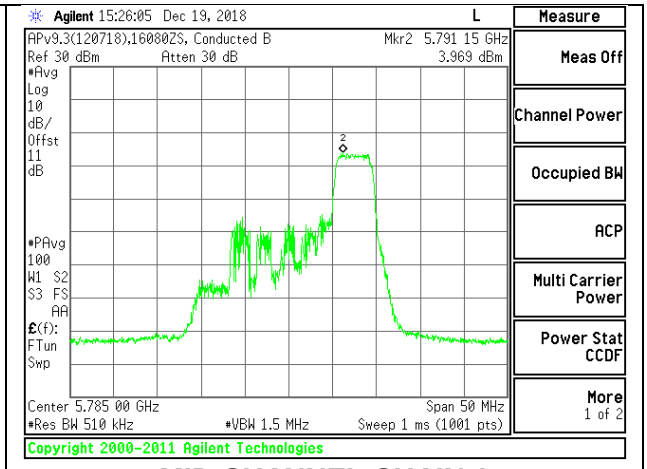

MID CHANNEL CHAIN 1

HIGH CHANNEL

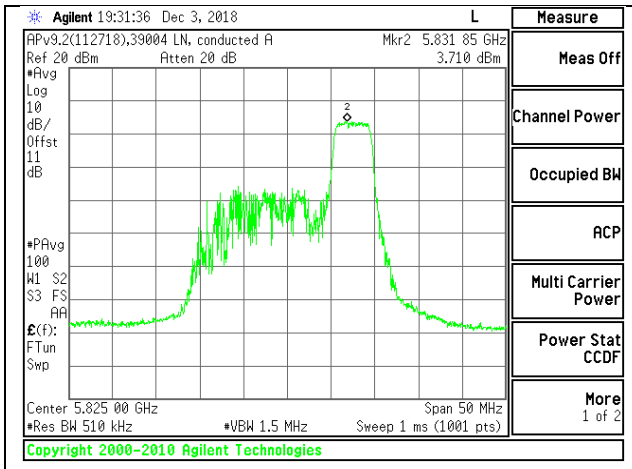

HIGH CHANNEL CHAIN 0

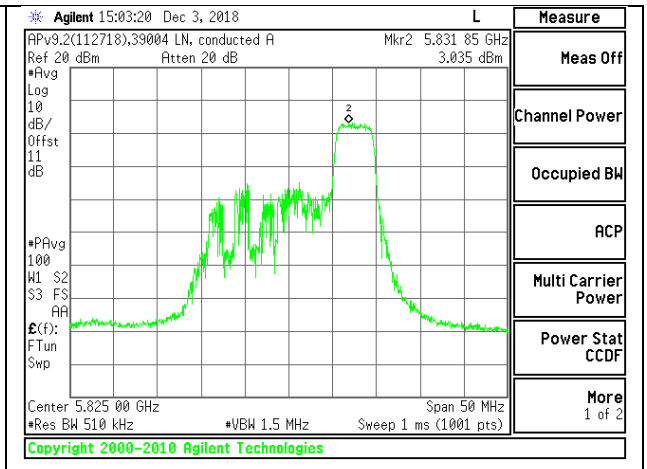

HIGH CHANNEL CHAIN 1

UL VERIFICATION SERVICES INC.
47173 Benicia Street, Fremont, CA 94538; USA TEL:(510) 771-1000 FAX:(510) 661-0888
This report shall not be reproduced except in full, without the written approval of UL Verification Services Inc.

2TX Antenna 1 + Antenna 2 OFDMA MODE – 26-Tones, RU Index 0

Antenna Gain and Limit

Channel	Frequency (MHz)	Directional Gain For Power (dBi)	Directional Gain For PSD (dBi)	Power Limit (dBm)	PSD Limit (dBm/ 1MHz)
Low	5745	-6.91	-3.91	30.00	30.00
Mid	5785	-6.91	-3.91	30.00	30.00
High	5825	-6.91	-3.91	30.00	30.00

Duty Cycle CF (dB)	0.10	**Included in Calculations of Corr'd PSD**

Output Power Results

Channel	Frequency (MHz)	Chain 0 Meas Power (dBm)	Chain 1 Meas Power (dBm)	Total Corr'd Power (dBm)	Power Limit (dBm)	Power Margin (dB)
Low	5745	11.87	10.69	14.33	30.00	-15.67
Mid	5785	11.83	10.63	14.28	30.00	-15.72
High	5825	11.72	10.52	14.17	30.00	-15.83

PSD Results

Channel	Frequency (MHz)	Chain 0 Meas PSD (dBm/ 1MHz)	Chain 1 Meas PSD (dBm/ 1MHz)	Total Corr'd PSD (dBm/ 1MHz)	PSD Limit (dBm/ 1MHz)	PSD Margin (dB)
Low	5745	7.036	6.132	9.72	30.00	-20.28
Mid	5785	7.2	6.035	9.77	30.00	-20.23
High	5825	6.759	6.043	9.53	30.00	-20.47

UL VERIFICATION SERVICES INC.
47173 Benicia Street, Fremont, CA 94538; USA TEL:(510) 771-1000 FAX:(510) 661-0888
This report shall not be reproduced except in full, without the written approval of UL Verification Services Inc.

LOW CHANNEL

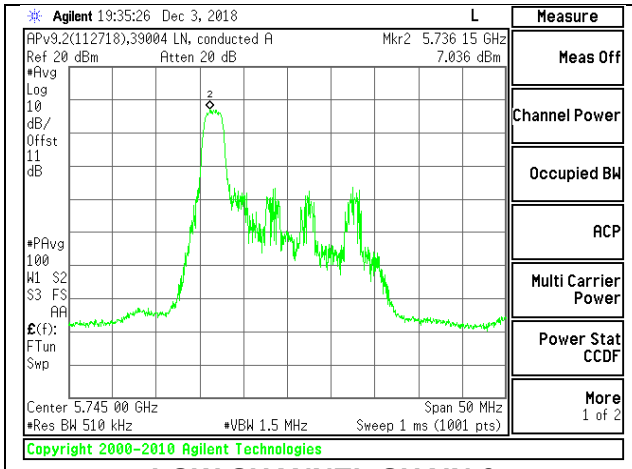

LOW CHANNEL CHAIN 0

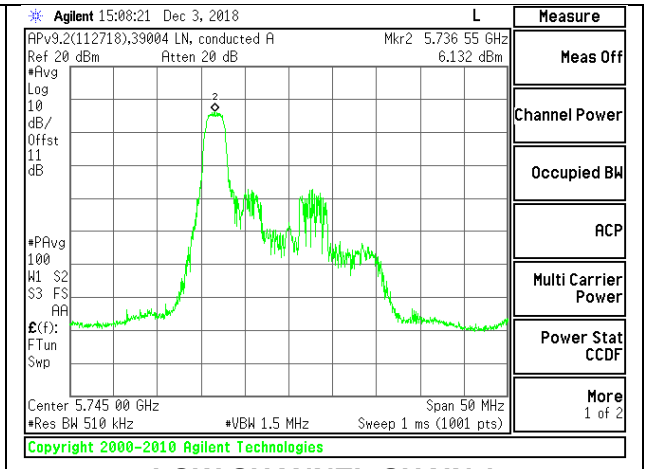

LOW CHANNEL CHAIN 1

MID CHANNEL

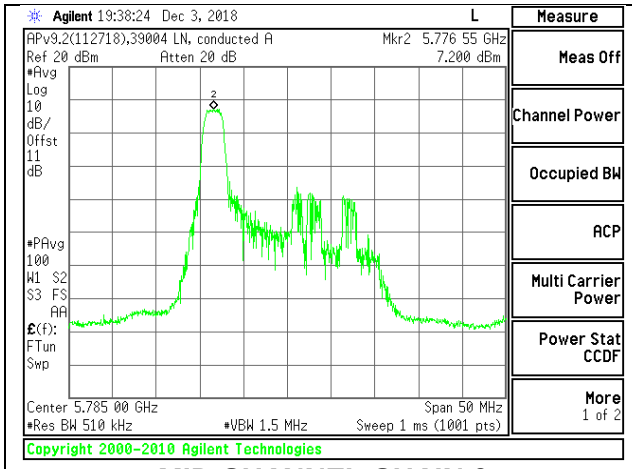

MID CHANNEL CHAIN 0

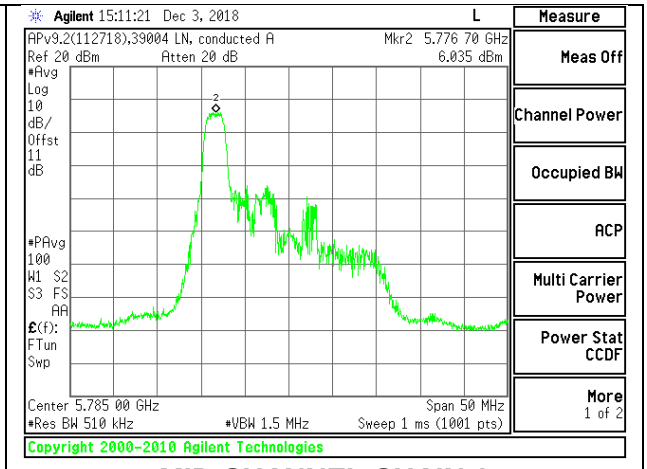

MID CHANNEL CHAIN 1

HIGH CHANNEL

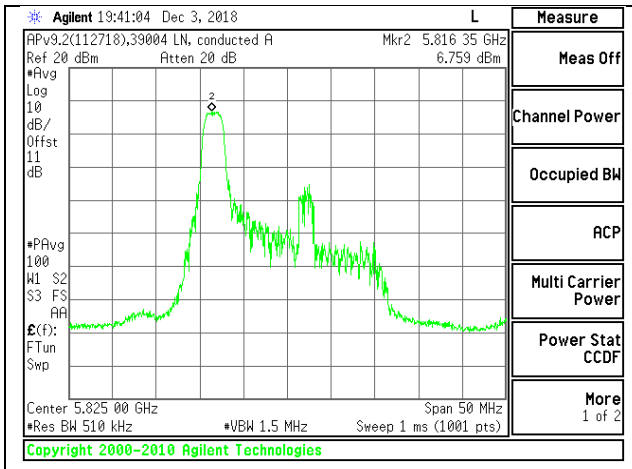

HIGH CHANNEL CHAIN 0

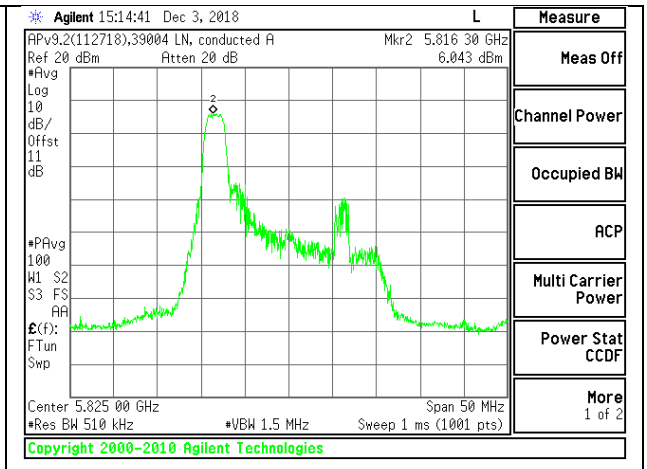

HIGH CHANNEL CHAIN 1

UL VERIFICATION SERVICES INC.
47173 Benicia Street, Fremont, CA 94538; USA TEL:(510) 771-1000 FAX:(510) 661-0888
This report shall not be reproduced except in full, without the written approval of UL Verification Services Inc.

2TX Antenna 1 + Antenna 2 OFDMA MODE – 26-Tones, RU Index 4

Antenna Gain and Limit

Channel	Frequency (MHz)	Directional Gain For Power (dBi)	Directional Gain For PSD (dBi)	Power Limit (dBm)	PSD Limit (dBm/ 1MHz)
Low	5745	-6.91	-3.91	30.00	30.00
Mid	5785	-6.91	-3.91	30.00	30.00
High	5825	-6.91	-3.91	30.00	30.00

Duty Cycle CF (dB)	0.10	**Included in Calculations of Corr'd PSD**

Output Power Results

Channel	Frequency (MHz)	Chain 0 Meas Power (dBm)	Chain 1 Meas Power (dBm)	Total Corr'd Power (dBm)	Power Limit (dBm)	Power Margin (dB)
Low	5745	11.74	10.54	14.19	30.00	-15.81
Mid	5785	11.76	10.54	14.20	30.00	-15.80
High	5825	11.78	10.59	14.24	30.00	-15.76

PSD Results

Channel	Frequency (MHz)	Chain 0 Meas PSD (dBm/ 1MHz)	Chain 1 Meas PSD (dBm/ 1MHz)	Total Corr'd PSD (dBm/ 1MHz)	PSD Limit (dBm/ 1MHz)	PSD Margin (dB)
Low	5745	6.898	6.036	9.60	30.00	-20.40
Mid	5785	7.044	6.086	9.70	30.00	-20.30
High	5825	6.574	6.074	9.44	30.00	-20.56

UL VERIFICATION SERVICES INC.
47173 Benicia Street, Fremont, CA 94538; USA TEL:(510) 771-1000 FAX:(510) 661-0888
This report shall not be reproduced except in full, without the written approval of UL Verification Services Inc.

LOW CHANNEL

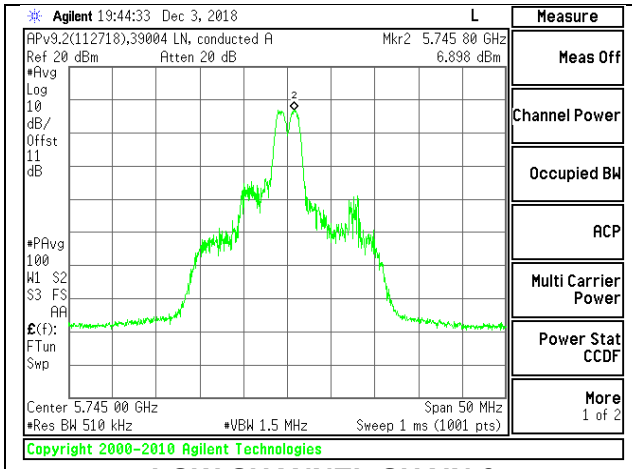

LOW CHANNEL CHAIN 0

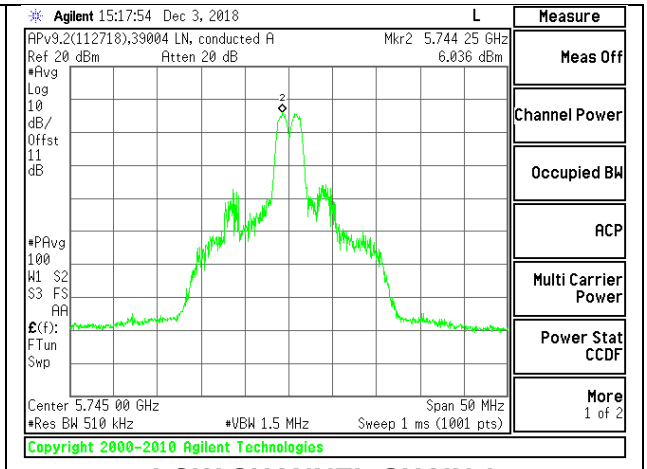

LOW CHANNEL CHAIN 1

MID CHANNEL

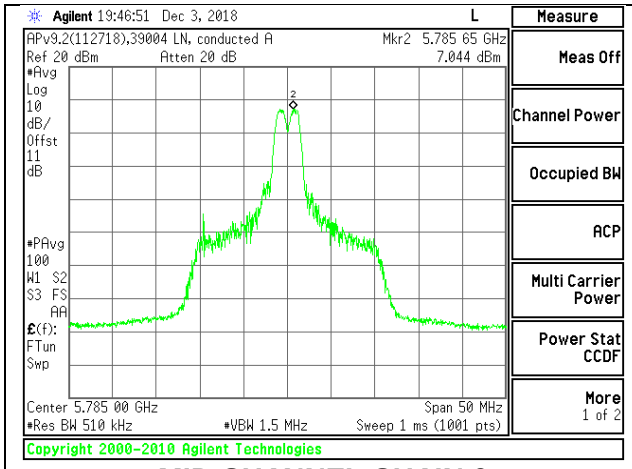

MID CHANNEL CHAIN 0

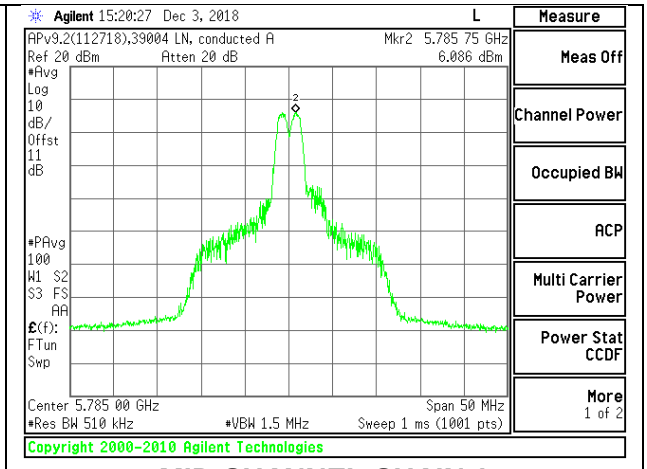

MID CHANNEL CHAIN 1

HIGH CHANNEL

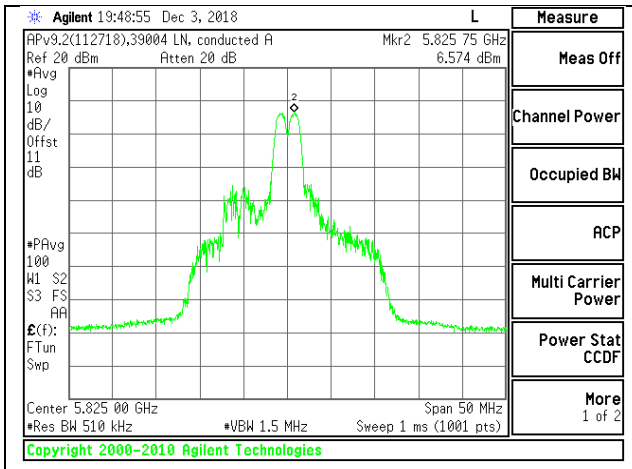

HIGH CHANNEL CHAIN 0

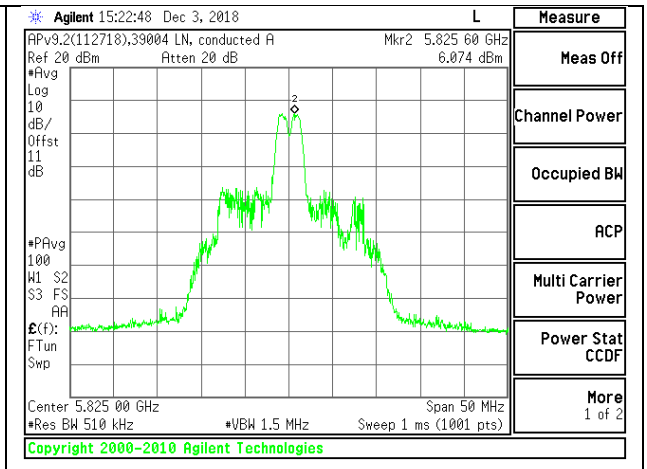

HIGH CHANNEL CHAIN 1

UL VERIFICATION SERVICES INC.
47173 Benicia Street, Fremont, CA 94538; USA TEL:(510) 771-1000 FAX:(510) 661-0888
This report shall not be reproduced except in full, without the written approval of UL Verification Services Inc.

2TX Antenna 1 + Antenna 2 OFDMA MODE – 26-Tones, RU Index 8

Antenna Gain and Limit

Channel	Frequency (MHz)	Directional Gain For Power (dBi)	Directional Gain For PSD (dBi)	Power Limit (dBm)	PSD Limit (dBm/ 1MHz)
Low	5745	-6.91	-3.91	30.00	30.00
Mid	5785	-6.91	-3.91	30.00	30.00
High	5825	-6.91	-3.91	30.00	30.00

Duty Cycle CF (dB)	0.10	**Included in Calculations of Corr'd PSD**

Output Power Results

Channel	Frequency (MHz)	Chain 0 Meas Power (dBm)	Chain 1 Meas Power (dBm)	Total Corr'd Power (dBm)	Power Limit (dBm)	Power Margin (dB)
Low	5745	11.61	10.59	14.14	30.00	-15.86
Mid	5785	11.62	10.67	14.18	30.00	-15.82
High	5825	11.65	10.6	14.17	30.00	-15.83

PSD Results

Channel	Frequency (MHz)	Chain 0 Meas PSD (dBm/ 1MHz)	Chain 1 Meas PSD (dBm/ 1MHz)	Total Corr'd PSD (dBm/ 1MHz)	PSD Limit (dBm/ 1MHz)	PSD Margin (dB)
Low	5745	6.745	6.352	9.66	30.00	-20.34
Mid	5785	7.214	6.055	9.78	30.00	-20.22
High	5825	6.723	6.514	9.73	30.00	-20.27

UL VERIFICATION SERVICES INC.
47173 Benicia Street, Fremont, CA 94538; USA TEL:(510) 771-1000 FAX:(510) 661-0888
This report shall not be reproduced except in full, without the written approval of UL Verification Services Inc.

LOW CHANNEL

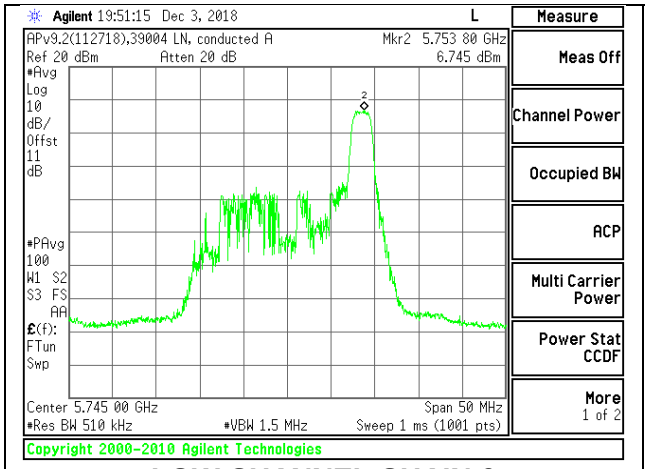

LOW CHANNEL CHAIN 0

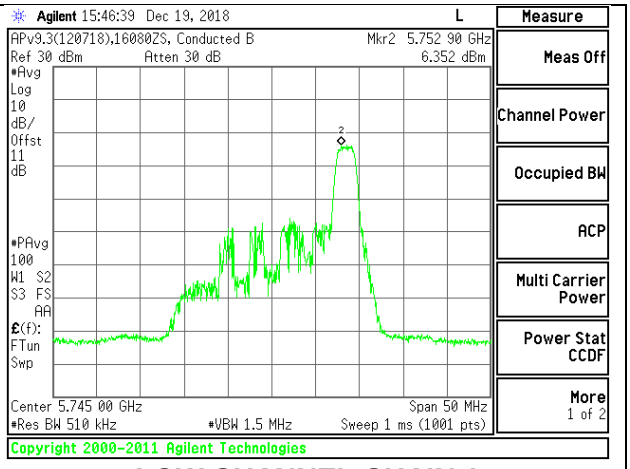

LOW CHANNEL CHAIN 1

MID CHANNEL

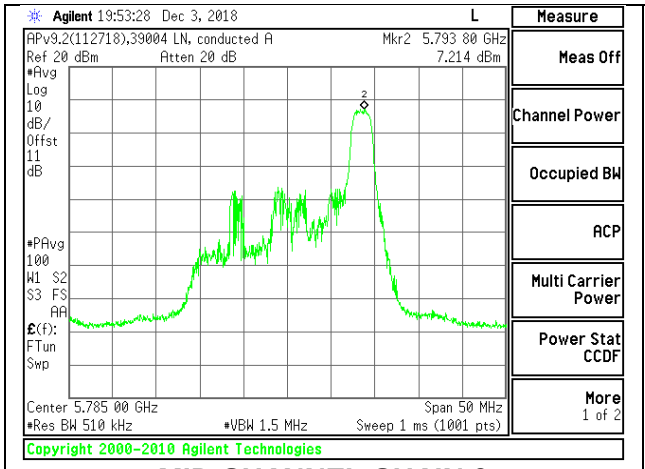

MID CHANNEL CHAIN 0

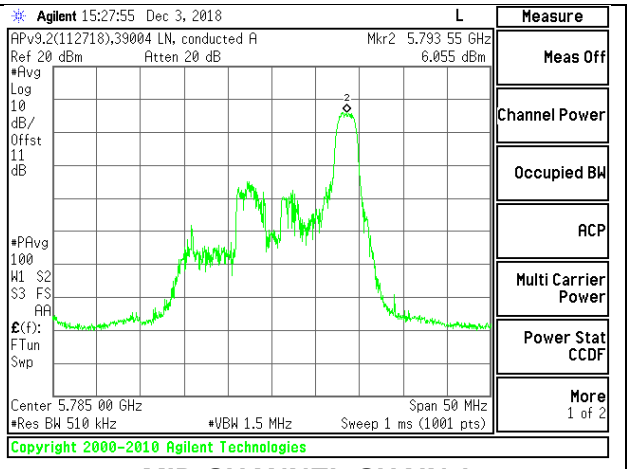

MID CHANNEL CHAIN 1

HIGH CHANNEL

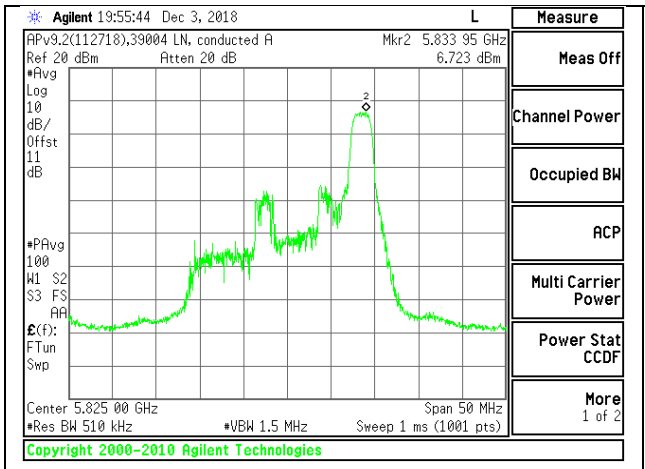

HIGH CHANNEL CHAIN 0

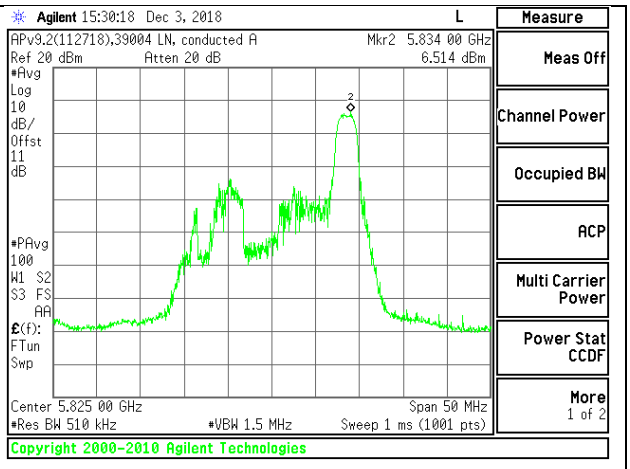

HIGH CHANNEL CHAIN 1

UL VERIFICATION SERVICES INC.
47173 Benicia Street, Fremont, CA 94538; USA TEL:(510) 771-1000 FAX:(510) 661-0888
This report shall not be reproduced except in full, without the written approval of UL Verification Services Inc.

8.5.27. 802.11ax HE40 MODE IN THE 5.8 GHz BAND

2TX Antenna 1 + Antenna 2 OFDMA MODE – 484-Tones, RU Index 65

Antenna Gain and Limit

Channel	Frequency (MHz)	Directional Gain For Power (dBi)	Directional Gain For PSD (dBi)	Power Limit (dBm)	PSD Limit (dBm/ 1MHz)
Low	5755	-6.91	-3.91	30.00	30.00
High	5795	-6.91	-3.91	30.00	30.00

Duty Cycle CF (dB)	1.13	**Included in Calculations of Corr'd PSD**

Output Power Results

Channel	Frequency (MHz)	Chain 0 Meas Power (dBm)	Chain 1 Meas Power (dBm)	Total Corr'd Power (dBm)	Power Limit (dBm)	Power Margin (dB)
Low	5755	15.98	14.65	18.38	30.00	-11.62
High	5795	15.95	14.68	18.37	30.00	-11.63

PSD Results

Channel	Frequency (MHz)	Chain 0 Meas PSD (dBm/ 1MHz)	Chain 1 Meas PSD (dBm/ 1MHz)	Total Corr'd PSD (dBm/ 1MHz)	PSD Limit (dBm/ 1MHz)	PSD Margin (dB)
Low	5755	-2.058	-3.087	1.60	30.00	-28.40
High	5795	-1.812	-1.735	2.37	30.00	-27.63

UL VERIFICATION SERVICES INC.
47173 Benicia Street, Fremont, CA 94538; USA TEL:(510) 771-1000 FAX:(510) 661-0888
This report shall not be reproduced except in full, without the written approval of UL Verification Services Inc.

LOW CHANNEL

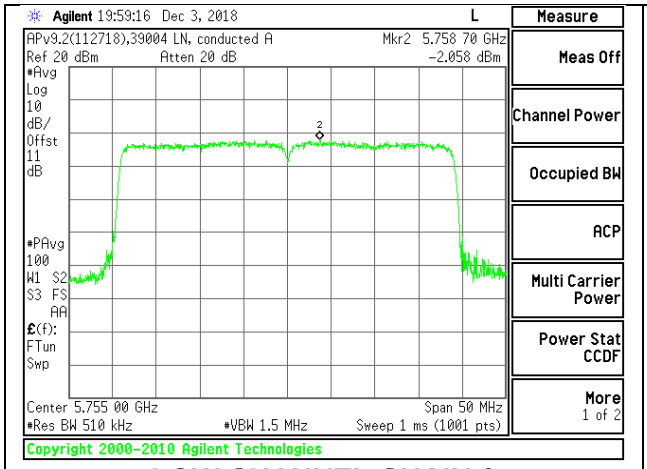

LOW CHANNEL CHAIN 0

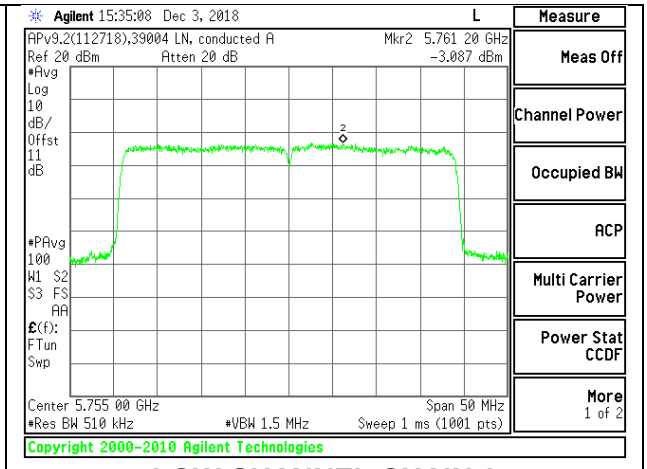

LOW CHANNEL CHAIN 1

HIGH CHANNEL

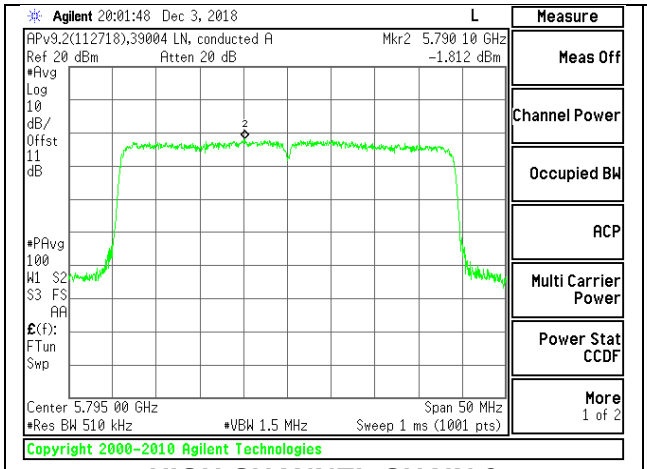

HIGH CHANNEL CHAIN 0

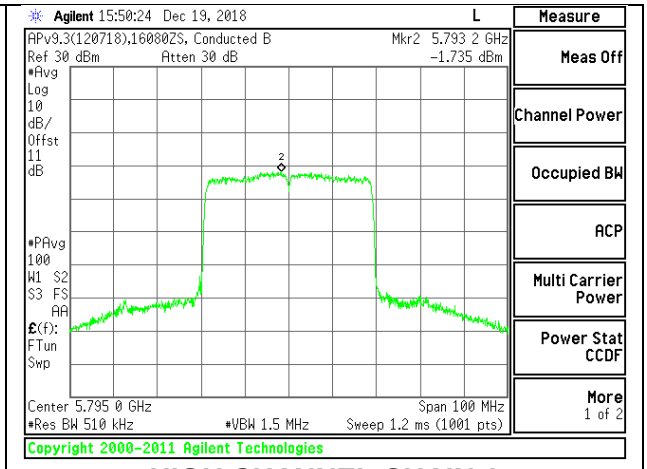

HIGH CHANNEL CHAIN 1

UL VERIFICATION SERVICES INC.
47173 Benicia Street, Fremont, CA 94538; USA TEL:(510) 771-1000 FAX:(510) 661-0888
This report shall not be reproduced except in full, without the written approval of UL Verification Services Inc.

2TX Antenna 1 + Antenna 2 OFDMA MODE – 242-Tones, RU Index 61

Antenna Gain and Limit

Channel	Frequency (MHz)	Directional Gain For Power (dBi)	Directional Gain For PSD (dBi)	Power Limit (dBm)	PSD Limit (dBm/ 1MHz)
Low	5755	-6.91	-3.91	30.00	30.00
High	5795	-6.91	-3.91	30.00	30.00

Duty Cycle CF (dB)	0.67	**Included in Calculations of Corr'd PSD**

Output Power Results

Channel	Frequency (MHz)	Chain 0 Meas Power (dBm)	Chain 1 Meas Power (dBm)	Total Corr'd Power (dBm)	Power Limit (dBm)	Power Margin (dB)
Low	5755	16.9	15.65	19.33	30.00	-10.67
High	5795	16.7	15.45	19.13	30.00	-10.87

PSD Results

Channel	Frequency (MHz)	Chain 0 Meas PSD (dBm/ 1MHz)	Chain 1 Meas PSD (dBm/ 1MHz)	Total Corr'd PSD (dBm/ 1MHz)	PSD Limit (dBm/ 1MHz)	PSD Margin (dB)
Low	5755	2.393	1.825	5.80	30.00	-24.20
High	5795	3.177	2.847	6.70	30.00	-23.30

UL VERIFICATION SERVICES INC.
47173 Benicia Street, Fremont, CA 94538; USA TEL:(510) 771-1000 FAX:(510) 661-0888
This report shall not be reproduced except in full, without the written approval of UL Verification Services Inc.

LOW CHANNEL

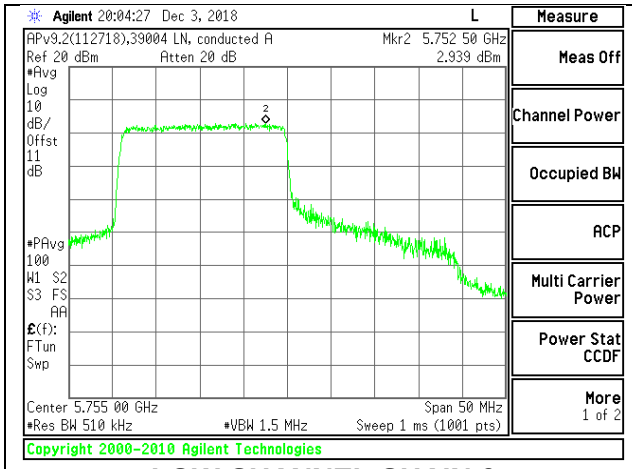

LOW CHANNEL CHAIN 0

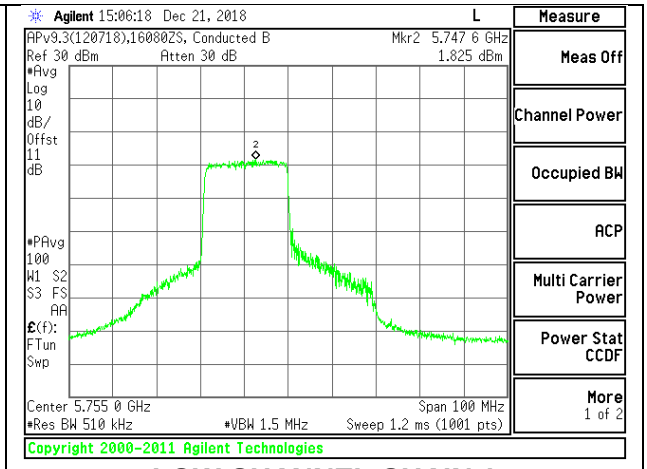

LOW CHANNEL CHAIN 1

HIGH CHANNEL

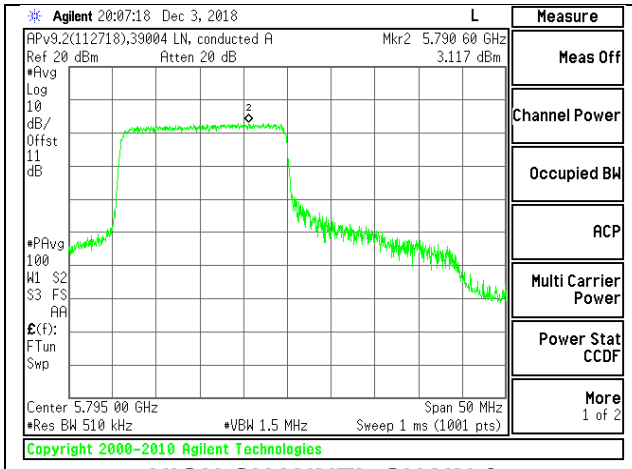

HIGH CHANNEL CHAIN 0

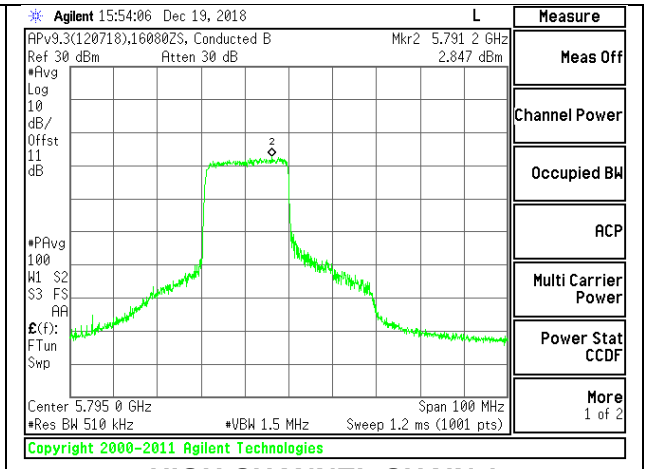

HIGH CHANNEL CHAIN 1

UL VERIFICATION SERVICES INC.
47173 Benicia Street, Fremont, CA 94538; USA TEL:(510) 771-1000 FAX:(510) 661-0888
This report shall not be reproduced except in full, without the written approval of UL Verification Services Inc.

2TX Antenna 1 + Antenna 2 OFDMA MODE – 242-Tones, RU Index 62

Antenna Gain and Limit

Channel	Frequency (MHz)	Directional Gain For Power (dBi)	Directional Gain For PSD (dBi)	Power Limit (dBm)	PSD Limit (dBm/ 1MHz)
Low	5755	-6.91	-3.91	30.00	30.00
High	5795	-6.91	-3.91	30.00	30.00

Duty Cycle CF (dB)	0.67	**Included in Calculations of Corr'd PSD**

Output Power Results

Channel	Frequency (MHz)	Chain 0 Meas Power (dBm)	Chain 1 Meas Power (dBm)	Total Corr'd Power (dBm)	Power Limit (dBm)	Power Margin (dB)
Low	5755	16.96	15.68	19.38	30.00	-10.62
High	5795	16.92	15.66	19.35	30.00	-10.65

PSD Results

Channel	Frequency (MHz)	Chain 0 Meas PSD (dBm/ 1MHz)	Chain 1 Meas PSD (dBm/ 1MHz)	Total Corr'd PSD (dBm/ 1MHz)	PSD Limit (dBm/ 1MHz)	PSD Margin (dB)
Low	5755	3.402	2.809	6.80	30.00	-23.20
High	5795	3.076	2.892	6.67	30.00	-23.33

UL VERIFICATION SERVICES INC.
47173 Benicia Street, Fremont, CA 94538; USA TEL:(510) 771-1000 FAX:(510) 661-0888
This report shall not be reproduced except in full, without the written approval of UL Verification Services Inc.

LOW CHANNEL

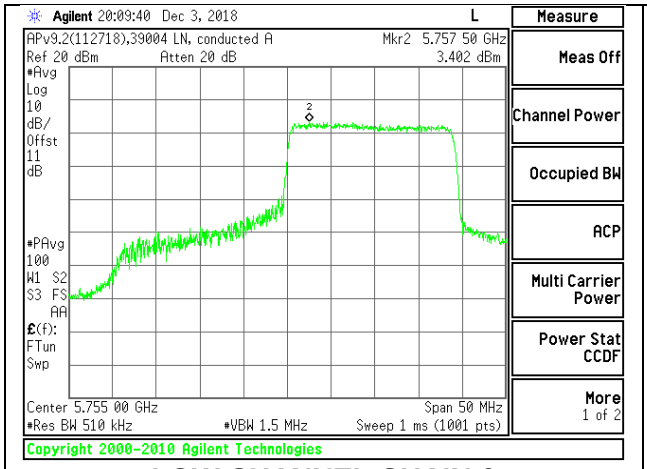

LOW CHANNEL CHAIN 0

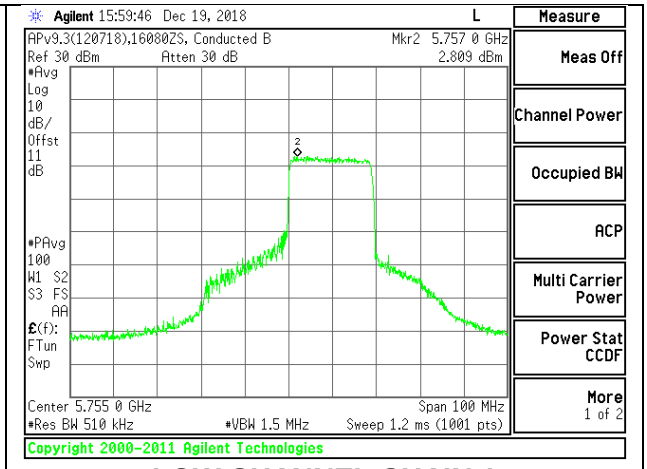

LOW CHANNEL CHAIN 1

HIGH CHANNEL

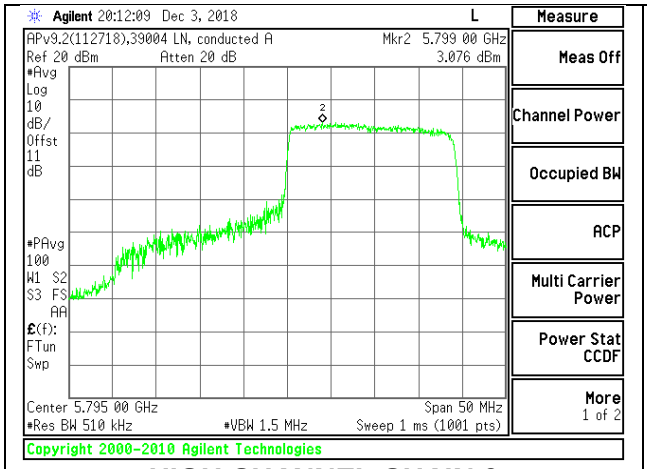

HIGH CHANNEL CHAIN 0

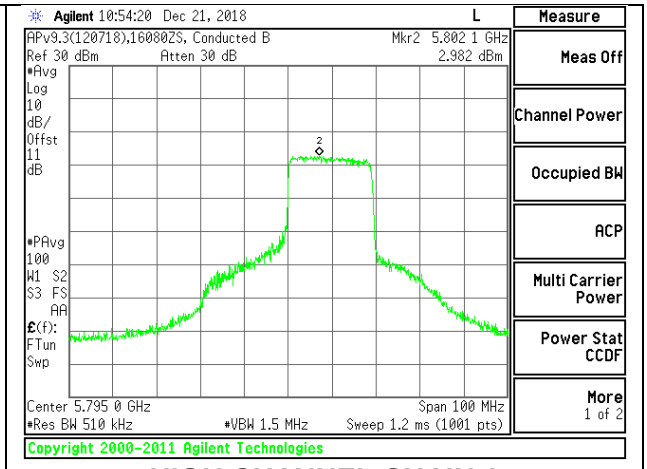

HIGH CHANNEL CHAIN 1

UL VERIFICATION SERVICES INC.
47173 Benicia Street, Fremont, CA 94538; USA TEL:(510) 771-1000 FAX:(510) 661-0888
This report shall not be reproduced except in full, without the written approval of UL Verification Services Inc.

2TX Antenna 1 + Antenna 2 OFDMA MODE – 106-Tones, RU Index 53

Antenna Gain and Limit

Channel	Frequency (MHz)	Directional Gain For Power (dBi)	Directional Gain For PSD (dBi)	Power Limit (dBm)	PSD Limit (dBm/ 1MHz)
Low	5755	-6.91	-3.91	30.00	30.00
High	5795	-6.91	-3.91	30.00	30.00

Duty Cycle CF (dB)	0.36	**Included in Calculations of Corr'd PSD**

Output Power Results

Channel	Frequency (MHz)	Chain 0 Meas Power (dBm)	Chain 1 Meas Power (dBm)	Total Corr'd Power (dBm)	Power Limit (dBm)	Power Margin (dB)
Low	5755	15.78	14.49	18.19	30.00	-11.81
High	5795	15.65	14.38	18.07	30.00	-11.93

PSD Results

Channel	Frequency (MHz)	Chain 0 Meas PSD (dBm/ 1MHz)	Chain 1 Meas PSD (dBm/ 1MHz)	Total Corr'd PSD (dBm/ 1MHz)	PSD Limit (dBm/ 1MHz)	PSD Margin (dB)
Low	5755	4.656	4.251	7.83	30.00	-22.17
High	5795	5.025	4.655	8.21	30.00	-21.79

UL VERIFICATION SERVICES INC.
47173 Benicia Street, Fremont, CA 94538; USA TEL:(510) 771-1000 FAX:(510) 661-0888
This report shall not be reproduced except in full, without the written approval of UL Verification Services Inc.

LOW CHANNEL

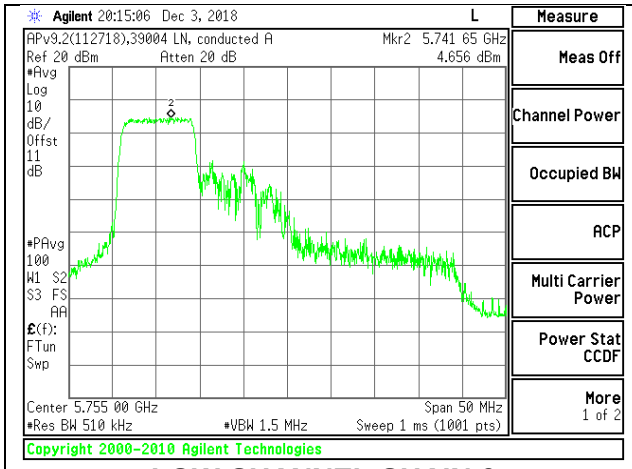

LOW CHANNEL CHAIN 0

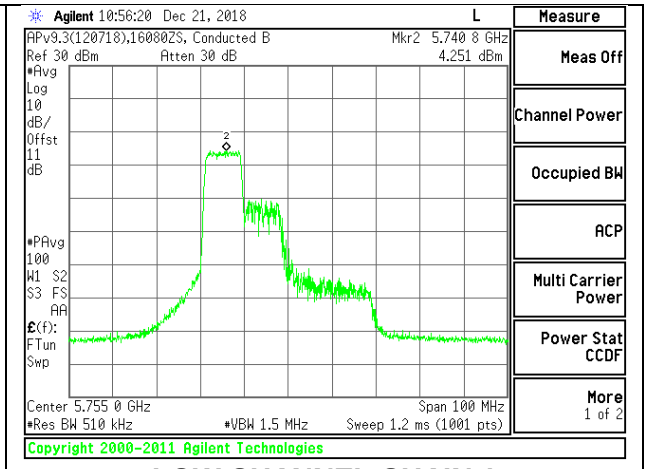

LOW CHANNEL CHAIN 1

HIGH CHANNEL

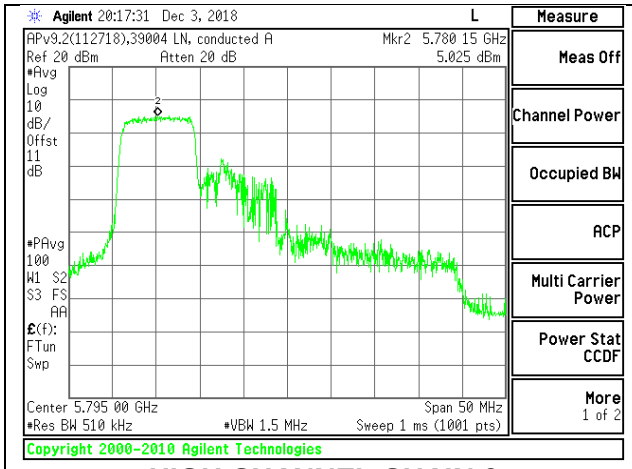

HIGH CHANNEL CHAIN 0

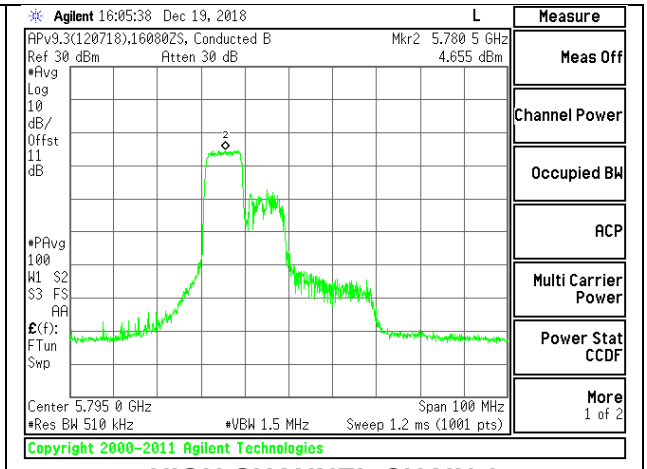

HIGH CHANNEL CHAIN 1

UL VERIFICATION SERVICES INC.
47173 Benicia Street, Fremont, CA 94538; USA TEL:(510) 771-1000 FAX:(510) 661-0888
This report shall not be reproduced except in full, without the written approval of UL Verification Services Inc.

2TX Antenna 1 + Antenna 2 OFDMA MODE – 106-Tones, RU Index 54/55

Antenna Gain and Limit

Channel	Frequency (MHz)	Directional Gain For Power (dBi)	Directional Gain For PSD (dBi)	Power Limit (dBm)	PSD Limit (dBm/ 1MHz)
Low	5755	-6.91	-3.91	30.00	30.00
High	5795	-6.91	-3.91	30.00	30.00

Duty Cycle CF (dB)	0.36	**Included in Calculations of Corr'd PSD**

Output Power Results

Channel	Frequency (MHz)	Chain 0 Meas Power (dBm)	Chain 1 Meas Power (dBm)	Total Corr'd Power (dBm)	Power Limit (dBm)	Power Margin (dB)
Low	5755	15.78	14.49	18.19	30.00	-11.81
High	5795	15.72	14.48	18.15	30.00	-11.85

PSD Results

Channel	Frequency (MHz)	Chain 0 Meas PSD (dBm/ 1MHz)	Chain 1 Meas PSD (dBm/ 1MHz)	Total Corr'd PSD (dBm/ 1MHz)	PSD Limit (dBm/ 1MHz)	PSD Margin (dB)
Low	5755	4.938	4.526	8.11	30.00	-21.89
High	5795	5.262	4.272	8.17	30.00	-21.83

UL VERIFICATION SERVICES INC.
47173 Benicia Street, Fremont, CA 94538; USA TEL:(510) 771-1000 FAX:(510) 661-0888
This report shall not be reproduced except in full, without the written approval of UL Verification Services Inc.

LOW CHANNEL

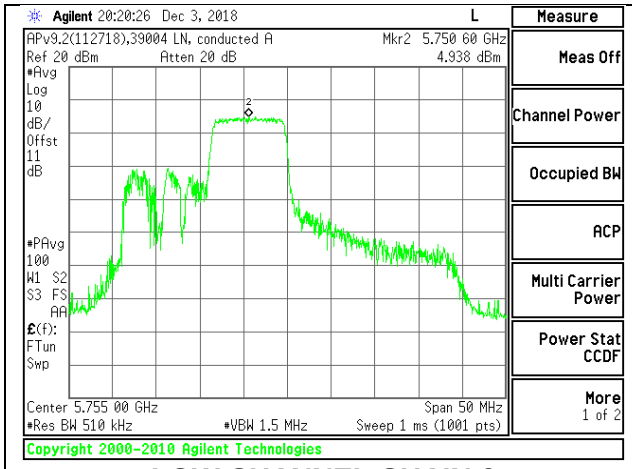

LOW CHANNEL CHAIN 0

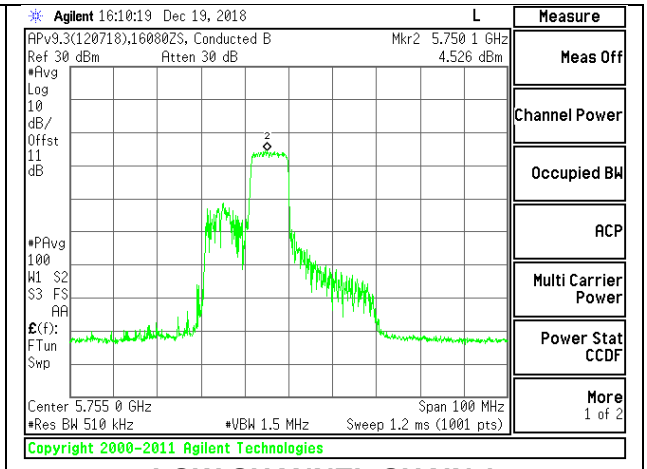

LOW CHANNEL CHAIN 1

HIGH CHANNEL

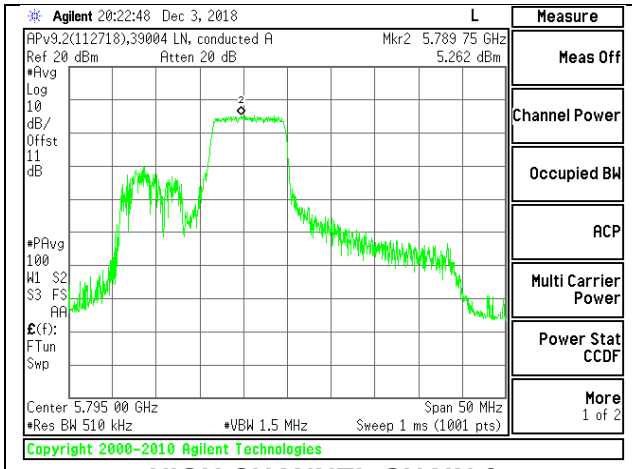

HIGH CHANNEL CHAIN 0

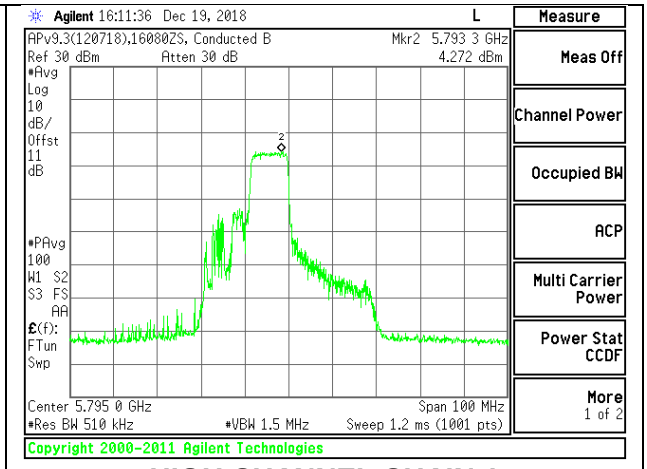

HIGH CHANNEL CHAIN 1

UL VERIFICATION SERVICES INC.
47173 Benicia Street, Fremont, CA 94538; USA TEL:(510) 771-1000 FAX:(510) 661-0888
This report shall not be reproduced except in full, without the written approval of UL Verification Services Inc.

2TX Antenna 1 + Antenna 2 OFDMA MODE – 106-Tones, RU Index 56

Antenna Gain and Limit

Channel	Frequency (MHz)	Directional Gain For Power (dBi)	Directional Gain For PSD (dBi)	Power Limit (dBm)	PSD Limit (dBm/ 1MHz)
Low	5755	-6.91	-3.91	30.00	30.00
High	5795	-6.91	-3.91	30.00	30.00

Duty Cycle CF (dB)	0.36	**Included in Calculations of Corr'd PSD**

Output Power Results

Channel	Frequency (MHz)	Chain 0 Meas Power (dBm)	Chain 1 Meas Power (dBm)	Total Corr'd Power (dBm)	Power Limit (dBm)	Power Margin (dB)
Low	5755	15.72	14.46	18.15	30.00	-11.85
High	5795	15.5	14.25	17.93	30.00	-12.07

PSD Results

Channel	Frequency (MHz)	Chain 0 Meas PSD (dBm/ 1MHz)	Chain 1 Meas PSD (dBm/ 1MHz)	Total Corr'd PSD (dBm/ 1MHz)	PSD Limit (dBm/ 1MHz)	PSD Margin (dB)
Low	5755	5.141	4.6	8.25	30.00	-21.75
High	5795	4.576	3.989	7.66	30.00	-22.34

UL VERIFICATION SERVICES INC.
47173 Benicia Street, Fremont, CA 94538; USA TEL:(510) 771-1000 FAX:(510) 661-0888
This report shall not be reproduced except in full, without the written approval of UL Verification Services Inc.

LOW CHANNEL

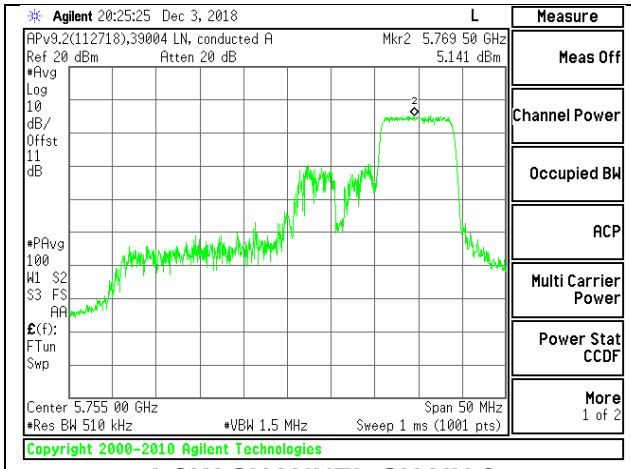

LOW CHANNEL CHAIN 0

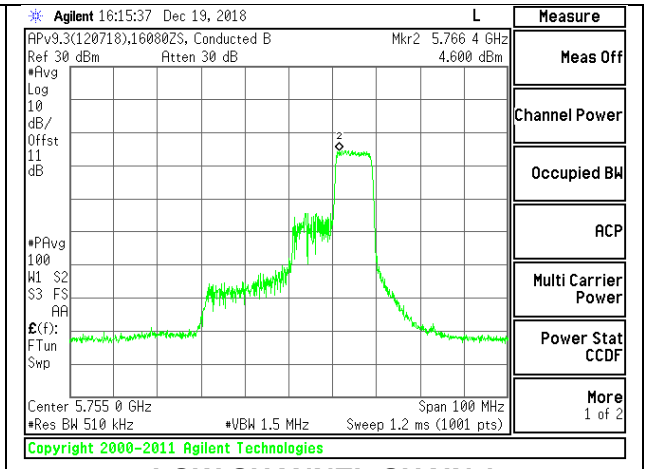

LOW CHANNEL CHAIN 1

HIGH CHANNEL

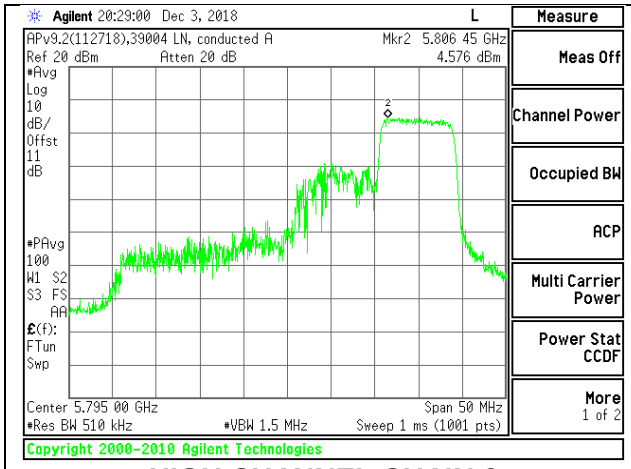

HIGH CHANNEL CHAIN 0

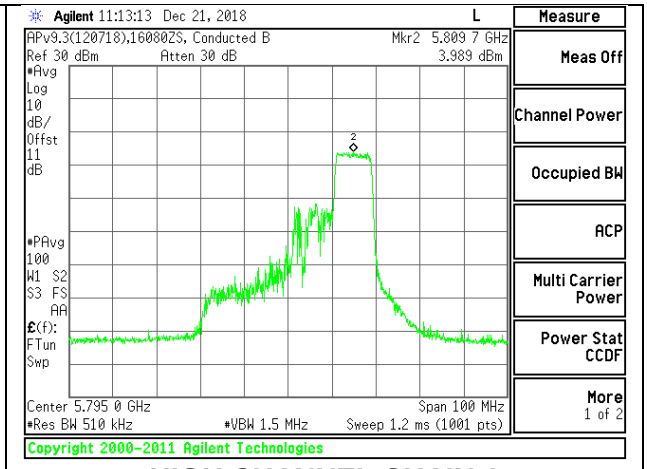

HIGH CHANNEL CHAIN 1

UL VERIFICATION SERVICES INC.
47173 Benicia Street, Fremont, CA 94538; USA TEL:(510) 771-1000 FAX:(510) 661-0888
This report shall not be reproduced except in full, without the written approval of UL Verification Services Inc.

2TX Antenna 1 + Antenna 2 OFDMA MODE – 52-Tones, RU Index 37

Antenna Gain and Limit

Channel	Frequency (MHz)	Directional Gain For Power (dBi)	Directional Gain For PSD (dBi)	Power Limit (dBm)	PSD Limit (dBm/ 1MHz)
Low	5755	-6.91	-3.91	30.00	30.00
High	5795	-6.91	-3.91	30.00	30.00

Duty Cycle CF (dB)	0.17	**Included in Calculations of Corr'd PSD**

Output Power Results

Channel	Frequency (MHz)	Chain 0 Meas Power (dBm)	Chain 1 Meas Power (dBm)	Total Corr'd Power (dBm)	Power Limit (dBm)	Power Margin (dB)
Low	5755	12.6	11.35	15.03	30.00	-14.97
High	5795	12.6	11.35	15.03	30.00	-14.97

PSD Results

Channel	Frequency (MHz)	Chain 0 Meas PSD (dBm/ 1MHz)	Chain 1 Meas PSD (dBm/ 1MHz)	Total Corr'd PSD (dBm/ 1MHz)	PSD Limit (dBm/ 1MHz)	PSD Margin (dB)
Low	5755	4.853	4.143	7.69	30.00	-22.31
High	5795	4.957	4.063	7.71	30.00	-22.29

UL VERIFICATION SERVICES INC.
47173 Benicia Street, Fremont, CA 94538; USA TEL:(510) 771-1000 FAX:(510) 661-0888
This report shall not be reproduced except in full, without the written approval of UL Verification Services Inc.

LOW CHANNEL

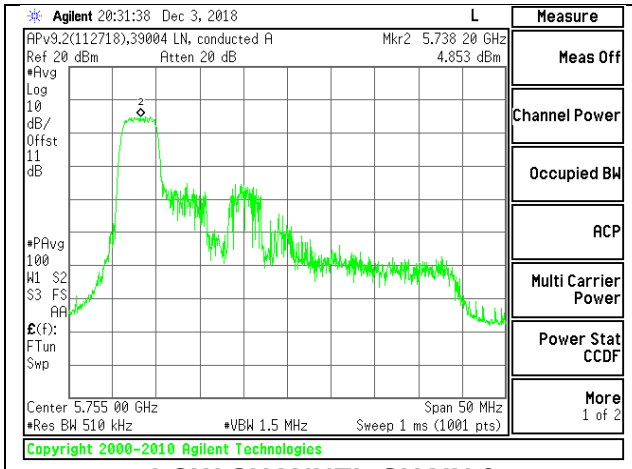

LOW CHANNEL CHAIN 0

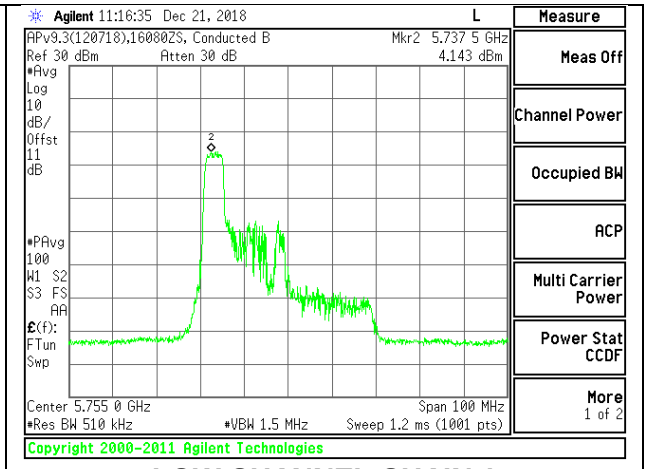

LOW CHANNEL CHAIN 1

HIGH CHANNEL

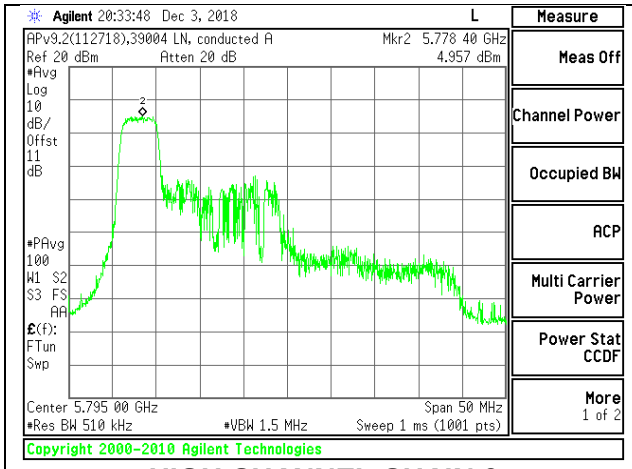

HIGH CHANNEL CHAIN 0

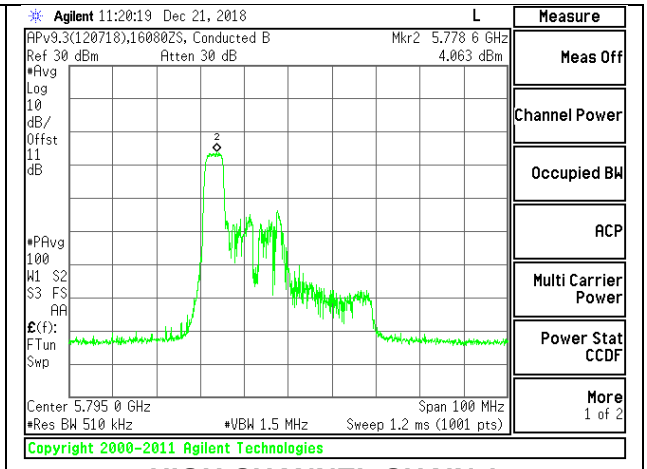

HIGH CHANNEL CHAIN 1

UL VERIFICATION SERVICES INC.
47173 Benicia Street, Fremont, CA 94538; USA TEL:(510) 771-1000 FAX:(510) 661-0888
This report shall not be reproduced except in full, without the written approval of UL Verification Services Inc.

2TX Antenna 1 + Antenna 2 OFDMA MODE – 52-Tones, RU Index 40/41

Antenna Gain and Limit

Channel	Frequency (MHz)	Directional Gain For Power (dBi)	Directional Gain For PSD (dBi)	Power Limit (dBm)	PSD Limit (dBm/ 1MHz)
Low	5755	-6.91	-3.91	30.00	30.00
High	5795	-6.91	-3.91	30.00	30.00

Duty Cycle CF (dB)	0.17	**Included in Calculations of Corr'd PSD**

Output Power Results

Channel	Frequency (MHz)	Chain 0 Meas Power (dBm)	Chain 1 Meas Power (dBm)	Total Corr'd Power (dBm)	Power Limit (dBm)	Power Margin (dB)
Low	5755	12.98	11.69	15.39	30.00	-14.61
High	5795	12.99	11.71	15.41	30.00	-14.59

PSD Results

Channel	Frequency (MHz)	Chain 0 Meas PSD (dBm/ 1MHz)	Chain 1 Meas PSD (dBm/ 1MHz)	Total Corr'd PSD (dBm/ 1MHz)	PSD Limit (dBm/ 1MHz)	PSD Margin (dB)
Low	5755	5.97	5.679	9.01	30.00	-20.99
High	5795	5.833	5.412	8.81	30.00	-21.19

UL VERIFICATION SERVICES INC.
47173 Benicia Street, Fremont, CA 94538; USA TEL:(510) 771-1000 FAX:(510) 661-0888
This report shall not be reproduced except in full, without the written approval of UL Verification Services Inc.

LOW CHANNEL

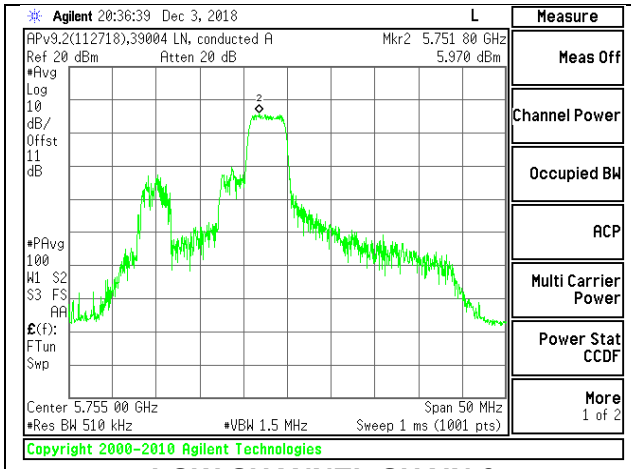

LOW CHANNEL CHAIN 0

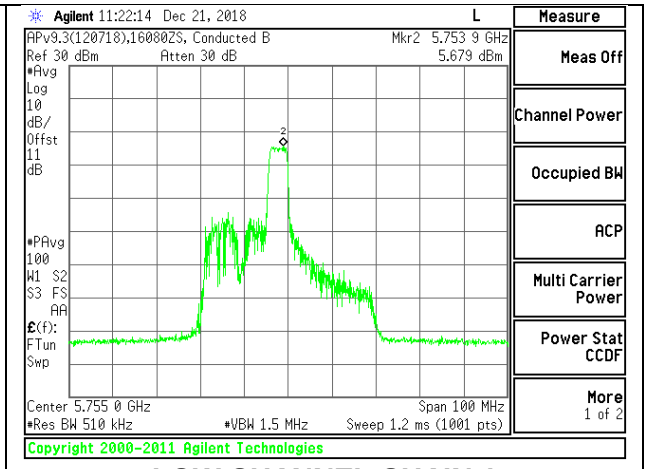

LOW CHANNEL CHAIN 1

HIGH CHANNEL

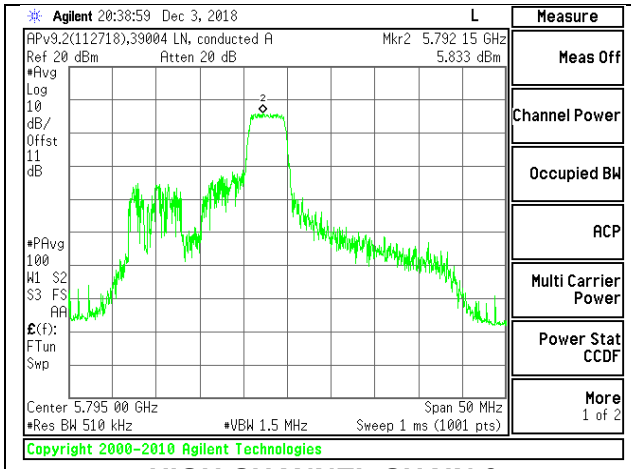

HIGH CHANNEL CHAIN 0

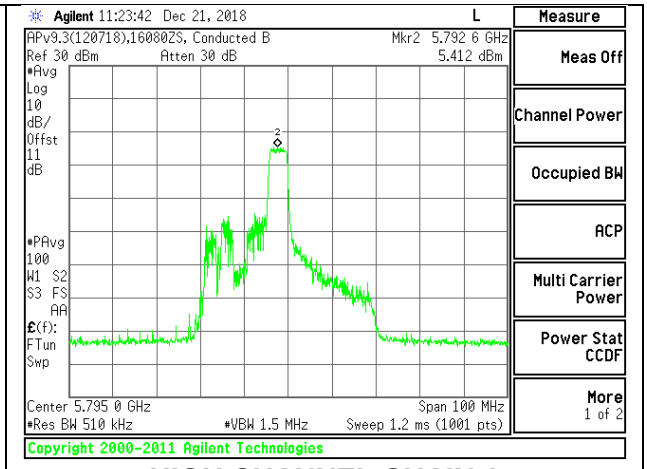

HIGH CHANNEL CHAIN 1

UL VERIFICATION SERVICES INC.
47173 Benicia Street, Fremont, CA 94538; USA TEL:(510) 771-1000 FAX:(510) 661-0888
This report shall not be reproduced except in full, without the written approval of UL Verification Services Inc.

2TX Antenna 1 + Antenna 2 OFDMA MODE – 52-Tones, RU Index 44

Antenna Gain and Limit

Channel	Frequency (MHz)	Directional Gain For Power (dBi)	Directional Gain For PSD (dBi)	Power Limit (dBm)	PSD Limit (dBm/ 1MHz)
Low	5755	-6.91	-3.91	30.00	30.00
High	5795	-6.91	-3.91	30.00	30.00

Duty Cycle CF (dB)	0.17	**Included in Calculations of Corr'd PSD**

Output Power Results

Channel	Frequency (MHz)	Chain 0 Meas Power (dBm)	Chain 1 Meas Power (dBm)	Total Corr'd Power (dBm)	Power Limit (dBm)	Power Margin (dB)
Low	5755	12.85	11.55	15.26	30.00	-14.74
High	5795	12.51	11.25	14.94	30.00	-15.06

PSD Results

Channel	Frequency (MHz)	Chain 0 Meas PSD (dBm/ 1MHz)	Chain 1 Meas PSD (dBm/ 1MHz)	Total Corr'd PSD (dBm/ 1MHz)	PSD Limit (dBm/ 1MHz)	PSD Margin (dB)
Low	5755	5.227	4.763	8.18	30.00	-21.82
High	5795	4.751	4.341	7.73	30.00	-22.27

UL VERIFICATION SERVICES INC.
47173 Benicia Street, Fremont, CA 94538; USA TEL:(510) 771-1000 FAX:(510) 661-0888
This report shall not be reproduced except in full, without the written approval of UL Verification Services Inc.

LOW CHANNEL

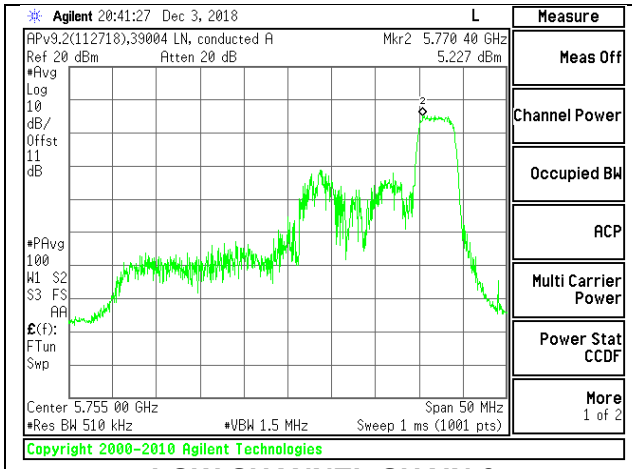

LOW CHANNEL CHAIN 0

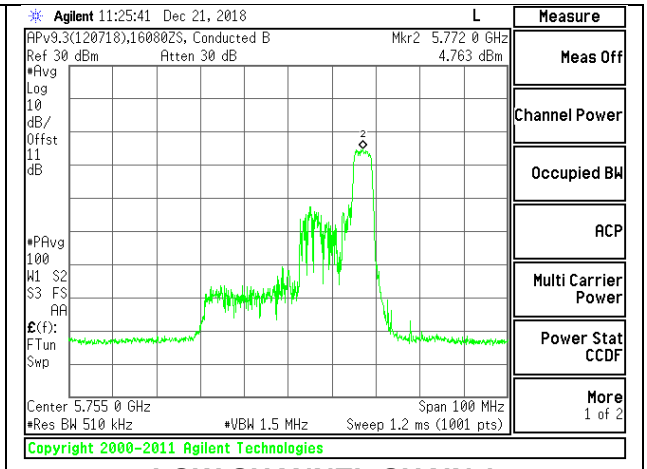

LOW CHANNEL CHAIN 1

HIGH CHANNEL

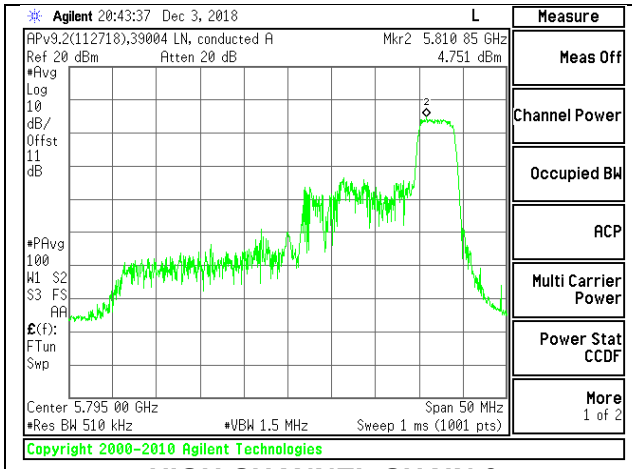

HIGH CHANNEL CHAIN 0

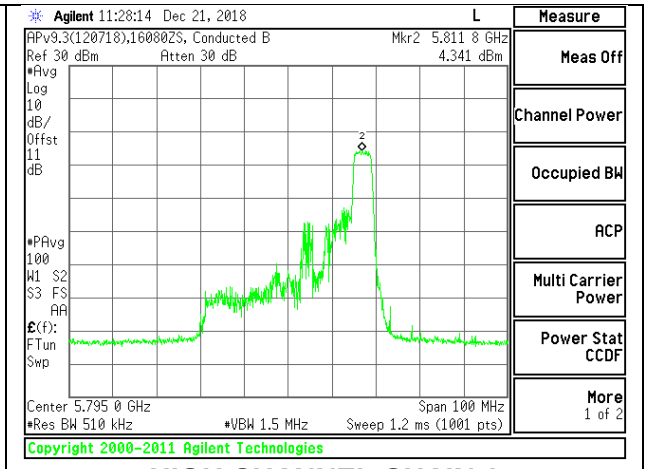

HIGH CHANNEL CHAIN 1

UL VERIFICATION SERVICES INC.
47173 Benicia Street, Fremont, CA 94538; USA TEL:(510) 771-1000 FAX:(510) 661-0888
This report shall not be reproduced except in full, without the written approval of UL Verification Services Inc.

2TX Antenna 1 + Antenna 2 OFDMA MODE – 26-Tones, RU Index 0

Antenna Gain and Limit

Channel	Frequency (MHz)	Directional Gain For Power (dBi)	Directional Gain For PSD (dBi)	Power Limit (dBm)	PSD Limit (dBm/ 1MHz)
Low	5755	-6.91	-3.91	30.00	30.00
High	5795	-6.91	-3.91	30.00	30.00

Duty Cycle CF (dB)	0.11	**Included in Calculations of Corr'd PSD**

Output Power Results

Channel	Frequency (MHz)	Chain 0 Meas Power (dBm)	Chain 1 Meas Power (dBm)	Total Corr'd Power (dBm)	Power Limit (dBm)	Power Margin (dB)
Low	5755	11.8	10.5	14.21	30.00	-15.79
High	5795	11.6	10.3	14.01	30.00	-15.99

PSD Results

Channel	Frequency (MHz)	Chain 0 Meas PSD (dBm/ 1MHz)	Chain 1 Meas PSD (dBm/ 1MHz)	Total Corr'd PSD (dBm/ 1MHz)	PSD Limit (dBm/ 1MHz)	PSD Margin (dB)
Low	5755	5.714	5.258	8.61	30.00	-21.39
High	5795	5.348	5.246	8.42	30.00	-21.58

UL VERIFICATION SERVICES INC.
47173 Benicia Street, Fremont, CA 94538; USA TEL:(510) 771-1000 FAX:(510) 661-0888
This report shall not be reproduced except in full, without the written approval of UL Verification Services Inc.

LOW CHANNEL

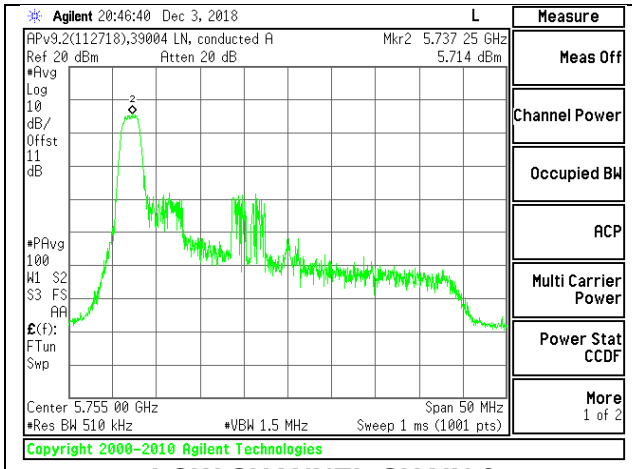

LOW CHANNEL CHAIN 0

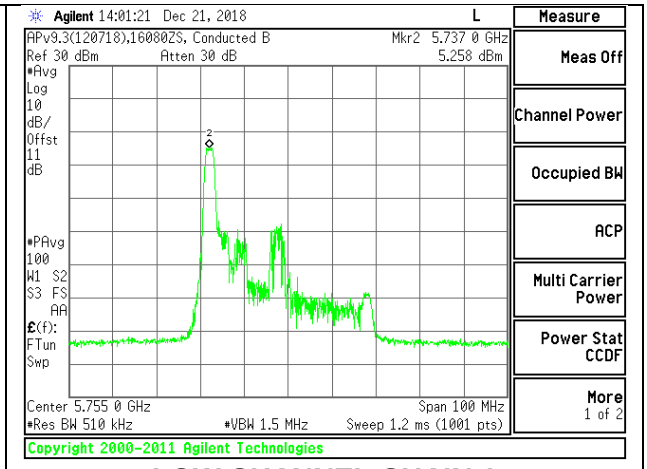

LOW CHANNEL CHAIN 1

HIGH CHANNEL

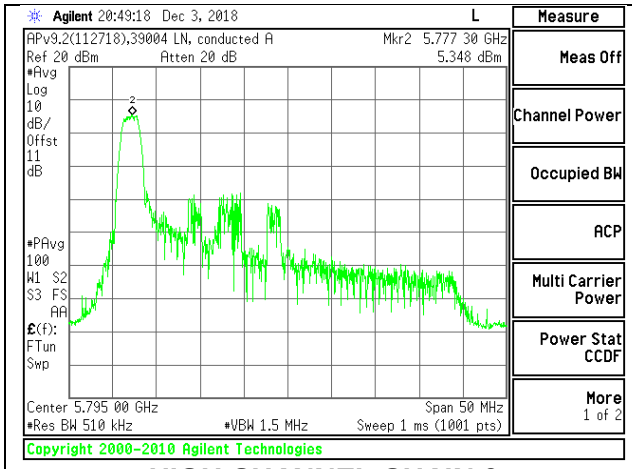

HIGH CHANNEL CHAIN 0

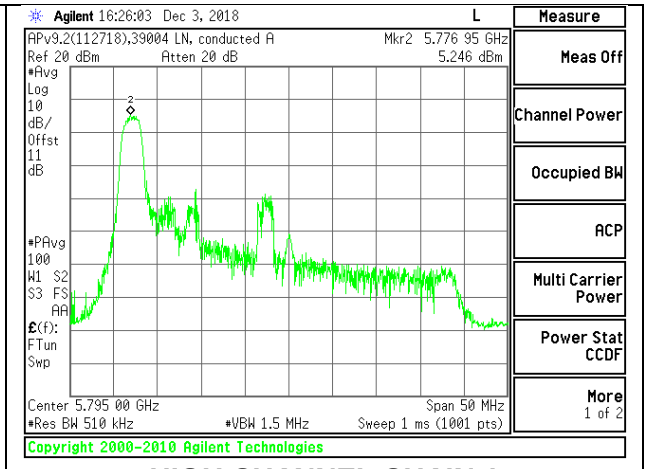

HIGH CHANNEL CHAIN 1

UL VERIFICATION SERVICES INC.
47173 Benicia Street, Fremont, CA 94538; USA TEL:(510) 771-1000 FAX:(510) 661-0888
This report shall not be reproduced except in full, without the written approval of UL Verification Services Inc.

2TX Antenna 1 + Antenna 2 OFDMA MODE – 26-Tones, RU Index 8/9

Antenna Gain and Limit

Channel	Frequency (MHz)	Directional Gain For Power (dBi)	Directional Gain For PSD (dBi)	Power Limit (dBm)	PSD Limit (dBm/ 1MHz)
Low	5755	-6.91	-3.91	30.00	30.00
High	5795	-6.91	-3.91	30.00	30.00

Duty Cycle CF (dB)	0.11	**Included in Calculations of Corr'd PSD**

Output Power Results

Channel	Frequency (MHz)	Chain 0 Meas Power (dBm)	Chain 1 Meas Power (dBm)	Total Corr'd Power (dBm)	Power Limit (dBm)	Power Margin (dB)
Low	5755	11.8	10.54	14.23	30.00	-15.77
High	5795	11.65	10.35	14.06	30.00	-15.94

PSD Results

Channel	Frequency (MHz)	Chain 0 Meas PSD (dBm/ 1MHz)	Chain 1 Meas PSD (dBm/ 1MHz)	Total Corr'd PSD (dBm/ 1MHz)	PSD Limit (dBm/ 1MHz)	PSD Margin (dB)
Low	5755	5.934	5.421	8.81	30.00	-21.19
High	5795	6.621	6.125	9.50	30.00	-20.50

UL VERIFICATION SERVICES INC.
47173 Benicia Street, Fremont, CA 94538; USA TEL:(510) 771-1000 FAX:(510) 661-0888
This report shall not be reproduced except in full, without the written approval of UL Verification Services Inc.

LOW CHANNEL

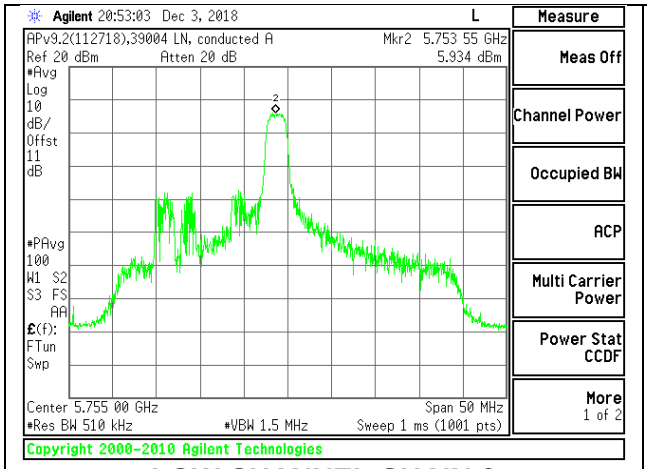

LOW CHANNEL CHAIN 0

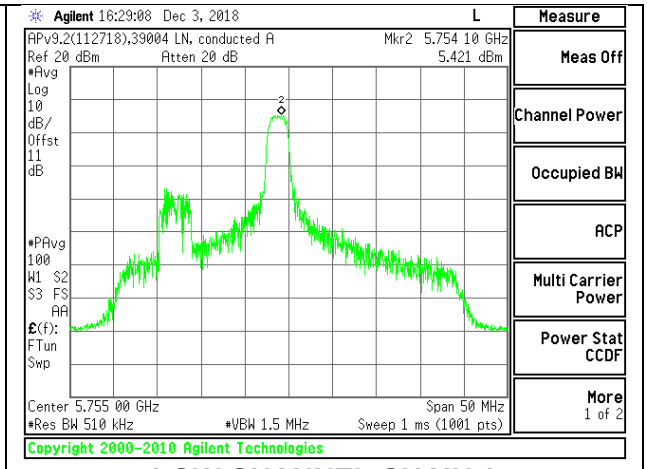

LOW CHANNEL CHAIN 1

HIGH CHANNEL

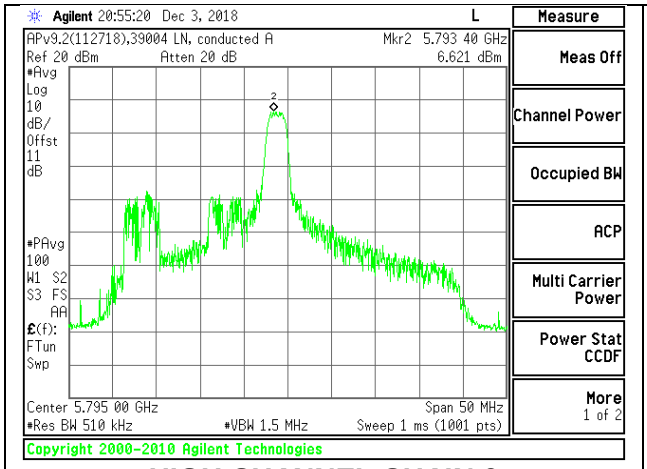

HIGH CHANNEL CHAIN 0

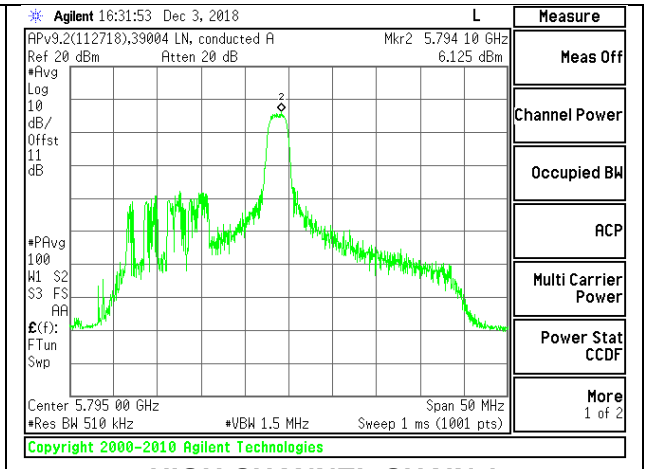

HIGH CHANNEL CHAIN 1

UL VERIFICATION SERVICES INC.
47173 Benicia Street, Fremont, CA 94538; USA TEL:(510) 771-1000 FAX:(510) 661-0888
This report shall not be reproduced except in full, without the written approval of UL Verification Services Inc.

2TX Antenna 1 + Antenna 2 OFDMA MODE – 26-Tones, RU Index 17

Antenna Gain and Limit

Channel	Frequency (MHz)	Directional Gain For Power (dBi)	Directional Gain For PSD (dBi)	Power Limit (dBm)	PSD Limit (dBm/ 1MHz)
Low	5755	-6.91	-3.91	30.00	30.00
High	5795	-6.91	-3.91	30.00	30.00

Duty Cycle CF (dB)	0.11	**Included in Calculations of Corr'd PSD**

Output Power Results

Channel	Frequency (MHz)	Chain 0 Meas Power (dBm)	Chain 1 Meas Power (dBm)	Total Corr'd Power (dBm)	Power Limit (dBm)	Power Margin (dB)
Low	5755	11.86	10.55	14.26	30.00	-15.74
High	5795	11.7	10.5	14.15	30.00	-15.85

PSD Results

Channel	Frequency (MHz)	Chain 0 Meas PSD (dBm/ 1MHz)	Chain 1 Meas PSD (dBm/ 1MHz)	Total Corr'd PSD (dBm/ 1MHz)	PSD Limit (dBm/ 1MHz)	PSD Margin (dB)
Low	5755	5.409	4.811	8.24	30.00	-21.76
High	5795	5.036	4.777	8.03	30.00	-21.97

UL VERIFICATION SERVICES INC.
47173 Benicia Street, Fremont, CA 94538; USA TEL:(510) 771-1000 FAX:(510) 661-0888
This report shall not be reproduced except in full, without the written approval of UL Verification Services Inc.

LOW CHANNEL

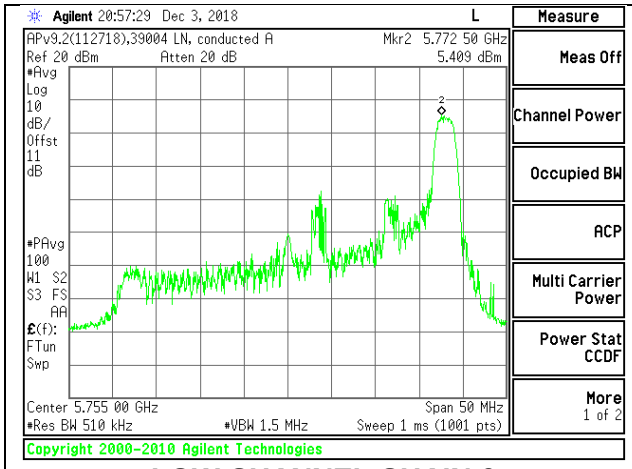

LOW CHANNEL CHAIN 0

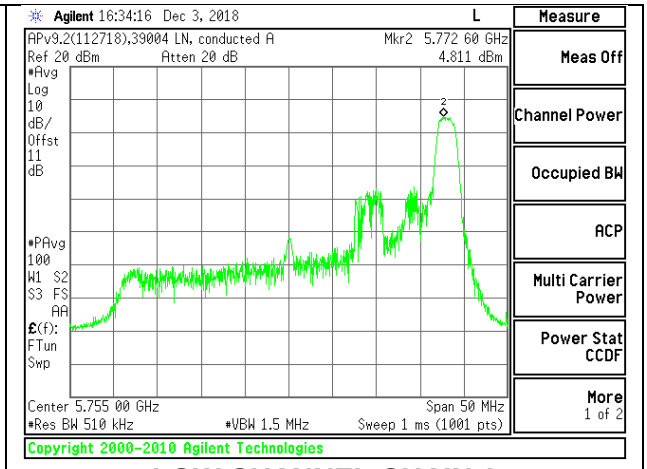

LOW CHANNEL CHAIN 1

HIGH CHANNEL

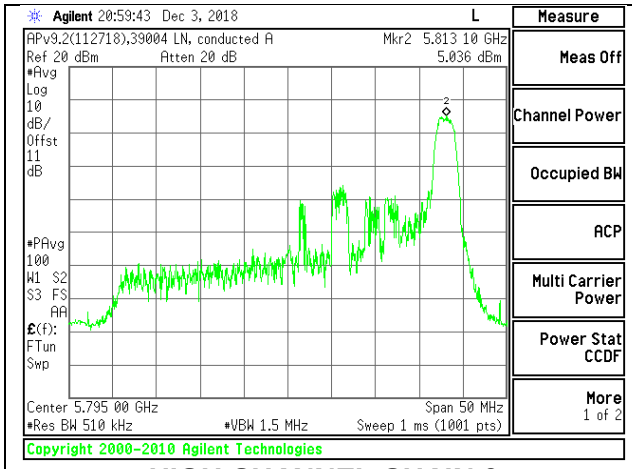

HIGH CHANNEL CHAIN 0

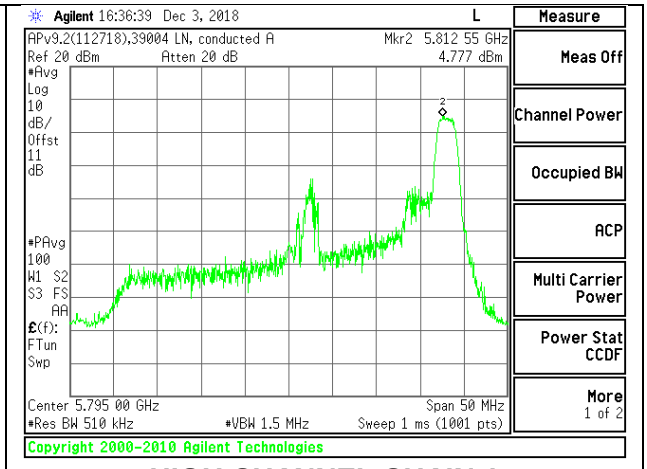

HIGH CHANNEL CHAIN 1

UL VERIFICATION SERVICES INC.
47173 Benicia Street, Fremont, CA 94538; USA TEL:(510) 771-1000 FAX:(510) 661-0888
This report shall not be reproduced except in full, without the written approval of UL Verification Services Inc.

8.5.28. 802.11ax HE80 MODE IN THE 5.8 GHz BAND

2TX Antenna 1 + Antenna 2 OFDMA MODE – 996-Tones, RU Index 67

Antenna Gain and Limit

Channel	Frequency (MHz)	Directional Gain For Power (dBi)	Directional Gain For PSD (dBi)	Power Limit (dBm)	PSD Limit (dBm/ 1MHz)
Mid	5775	-6.91	-3.91	30.00	30.00

Duty Cycle CF (dB)	1.89	**Included in Calculations of Corr'd PSD**

Output Power Results

Channel	Frequency (MHz)	Chain 0 Meas Power (dBm)	Chain 1 Meas Power (dBm)	Total Corr'd Power (dBm)	Power Limit (dBm)	Power Margin (dB)
Mid	5775	14.7	13.52	17.16	30.00	-12.84

PSD Results

Channel	Frequency (MHz)	Chain 0 Meas PSD (dBm/ 1MHz)	Chain 1 Meas PSD (dBm/ 1MHz)	Total Corr'd PSD (dBm/ 1MHz)	PSD Limit (dBm/ 1MHz)	PSD Margin (dB)
Mid	5775	-6.919	-7.729	-2.40	30.00	-32.40

UL VERIFICATION SERVICES INC.
47173 Benicia Street, Fremont, CA 94538; USA TEL:(510) 771-1000 FAX:(510) 661-0888
This report shall not be reproduced except in full, without the written approval of UL Verification Services Inc.

MID CHANNEL

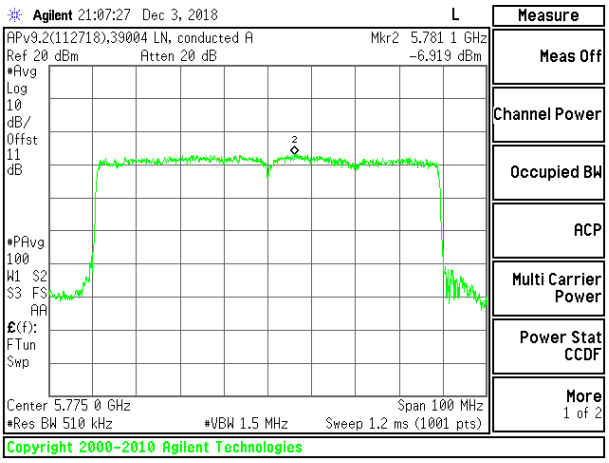

MID CHANNEL CHAIN 0

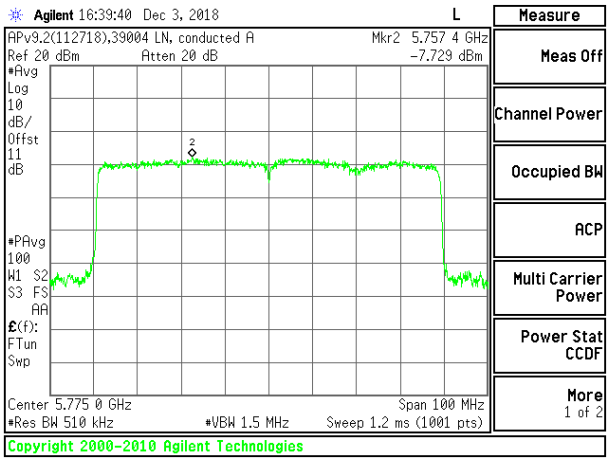

MID CHANNEL CHAIN 1

UL VERIFICATION SERVICES INC.
47173 Benicia Street, Fremont, CA 94538; USA TEL:(510) 771-1000 FAX:(510) 661-0888
This report shall not be reproduced except in full, without the written approval of UL Verification Services Inc.

2TX Antenna 1 + Antenna 2 OFDMA MODE – 484-Tones, RU Index 65

Antenna Gain and Limit

Channel	Frequency (MHz)	Directional Gain For Power (dBi)	Directional Gain For PSD (dBi)	Power Limit (dBm)	PSD Limit (dBm/ 1MHz)
Mid	5775	-6.91	-3.91	30.00	30.00

Duty Cycle CF (dB)	1.22	**Included in Calculations of Corr'd PSD**

Output Power Results

Channel	Frequency (MHz)	Chain 0 Meas Power (dBm)	Chain 1 Meas Power (dBm)	Total Corr'd Power (dBm)	Power Limit (dBm)	Power Margin (dB)
Mid	5775	15.89	14.76	18.37	30.00	-11.63

PSD Results

Channel	Frequency (MHz)	Chain 0 Meas PSD (dBm/ 1MHz)	Chain 1 Meas PSD (dBm/ 1MHz)	Total Corr'd PSD (dBm/ 1MHz)	PSD Limit (dBm/ 1MHz)	PSD Margin (dB)
Mid	5775	-2.191	-2.847	1.72	30.00	-28.28

UL VERIFICATION SERVICES INC.
47173 Benicia Street, Fremont, CA 94538; USA TEL:(510) 771-1000 FAX:(510) 661-0888
This report shall not be reproduced except in full, without the written approval of UL Verification Services Inc.

MID CHANNEL

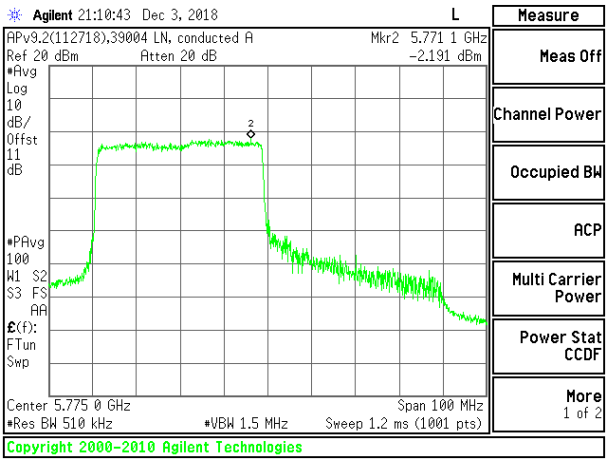

MID CHANNEL CHAIN 0

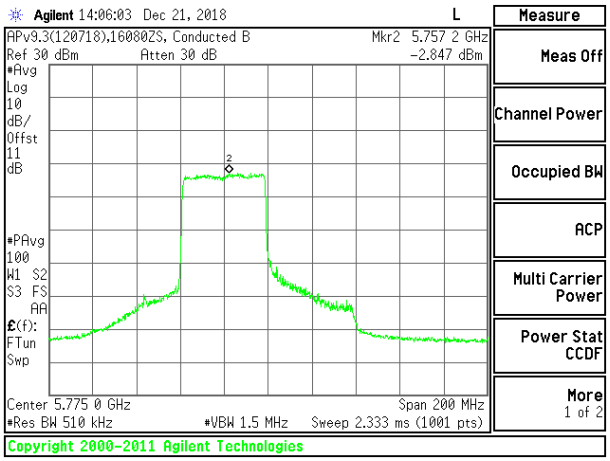

MID CHANNEL CHAIN 1

UL VERIFICATION SERVICES INC.
47173 Benicia Street, Fremont, CA 94538; USA TEL:(510) 771-1000 FAX:(510) 661-0888
This report shall not be reproduced except in full, without the written approval of UL Verification Services Inc.

2TX Antenna 1 + Antenna 2 OFDMA MODE – 484-Tones, RU Index 66

Antenna Gain and Limit

Channel	Frequency (MHz)	Directional Gain For Power (dBi)	Directional Gain For PSD (dBi)	Power Limit (dBm)	PSD Limit (dBm/ 1MHz)
Mid	5775	-6.91	-3.91	30.00	30.00

Duty Cycle CF (dB)	1.22	**Included in Calculations of Corr'd PSD**

Output Power Results

Channel	Frequency (MHz)	Chain 0 Meas Power (dBm)	Chain 1 Meas Power (dBm)	Total Corr'd Power (dBm)	Power Limit (dBm)	Power Margin (dB)
Mid	5775	15.94	14.82	18.43	30.00	-11.57

PSD Results

Channel	Frequency (MHz)	Chain 0 Meas PSD (dBm/ 1MHz)	Chain 1 Meas PSD (dBm/ 1MHz)	Total Corr'd PSD (dBm/ 1MHz)	PSD Limit (dBm/ 1MHz)	PSD Margin (dB)
Mid	5775	-2.163	-2.793	1.76	30.00	-28.24

UL VERIFICATION SERVICES INC.
47173 Benicia Street, Fremont, CA 94538; USA TEL:(510) 771-1000 FAX:(510) 661-0888
This report shall not be reproduced except in full, without the written approval of UL Verification Services Inc.

MID CHANNEL

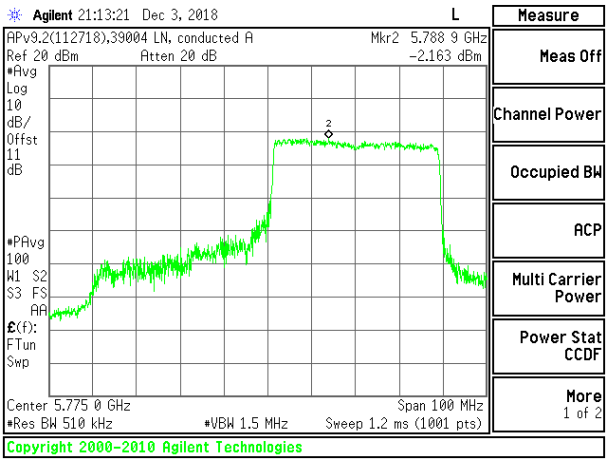

MID CHANNEL CHAIN 0

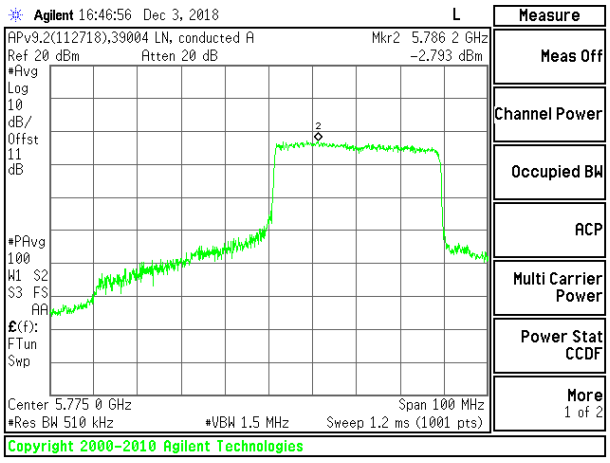

MID CHANNEL CHAIN 1

UL VERIFICATION SERVICES INC.
47173 Benicia Street, Fremont, CA 94538; USA TEL:(510) 771-1000 FAX:(510) 661-0888
This report shall not be reproduced except in full, without the written approval of UL Verification Services Inc.

2TX Antenna 1 + Antenna 2 OFDMA MODE – 242-Tones, RU Index 61

Antenna Gain and Limit

Channel	Frequency (MHz)	Directional Gain For Power (dBi)	Directional Gain For PSD (dBi)	Power Limit (dBm)	PSD Limit (dBm/ 1MHz)
Mid	5775	-6.91	-3.91	30.00	30.00

Duty Cycle CF (dB)	0.72	**Included in Calculations of Corr'd PSD**

Output Power Results

Channel	Frequency (MHz)	Chain 0 Meas Power (dBm)	Chain 1 Meas Power (dBm)	Total Corr'd Power (dBm)	Power Limit (dBm)	Power Margin (dB)
Mid	5775	16.9	15.75	19.37	30.00	-10.63

PSD Results

Channel	Frequency (MHz)	Chain 0 Meas PSD (dBm/ 1MHz)	Chain 1 Meas PSD (dBm/ 1MHz)	Total Corr'd PSD (dBm/ 1MHz)	PSD Limit (dBm/ 1MHz)	PSD Margin (dB)
Mid	5775	1.383	1.17	5.01	30.00	-24.99

UL VERIFICATION SERVICES INC.
47173 Benicia Street, Fremont, CA 94538; USA TEL:(510) 771-1000 FAX:(510) 661-0888
This report shall not be reproduced except in full, without the written approval of UL Verification Services Inc.

MID CHANNEL

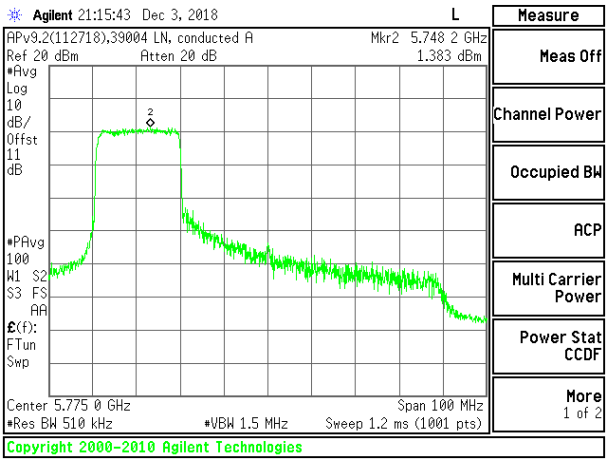

MID CHANNEL CHAIN 0

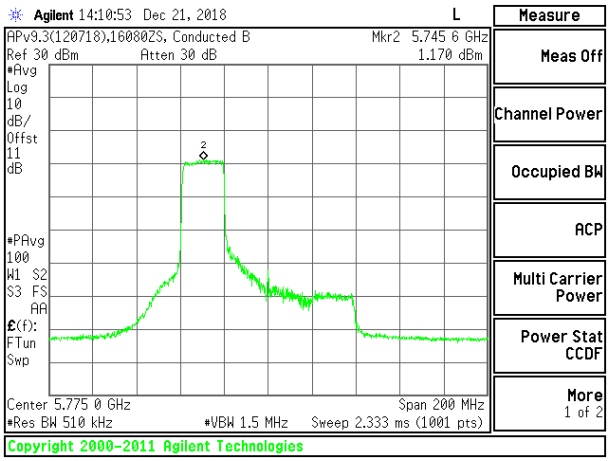

MID CHANNEL CHAIN 1

UL VERIFICATION SERVICES INC.
47173 Benicia Street, Fremont, CA 94538; USA TEL:(510) 771-1000 FAX:(510) 661-0888
This report shall not be reproduced except in full, without the written approval of UL Verification Services Inc.

2TX Antenna 1 + Antenna 2 OFDMA MODE – 242-Tones, RU Index 62/63

Antenna Gain and Limit

Channel	Frequency (MHz)	Directional Gain For Power (dBi)	Directional Gain For PSD (dBi)	Power Limit (dBm)	PSD Limit (dBm/ 1MHz)
Mid	5775	-6.91	-3.91	30.00	30.00

Duty Cycle CF (dB)	0.72	**Included in Calculations of Corr'd PSD**

Output Power Results

Channel	Frequency (MHz)	Chain 0 Meas Power (dBm)	Chain 1 Meas Power (dBm)	Total Corr'd Power (dBm)	Power Limit (dBm)	Power Margin (dB)
Mid	5775	16.92	15.75	19.38	30.00	-10.62

PSD Results

Channel	Frequency (MHz)	Chain 0 Meas PSD (dBm/ 1MHz)	Chain 1 Meas PSD (dBm/ 1MHz)	Total Corr'd PSD (dBm/ 1MHz)	PSD Limit (dBm/ 1MHz)	PSD Margin (dB)
Mid	5775	2.141	1.965	5.78	30.00	-24.22

UL VERIFICATION SERVICES INC.
47173 Benicia Street, Fremont, CA 94538; USA TEL:(510) 771-1000 FAX:(510) 661-0888
This report shall not be reproduced except in full, without the written approval of UL Verification Services Inc.

MID CHANNEL

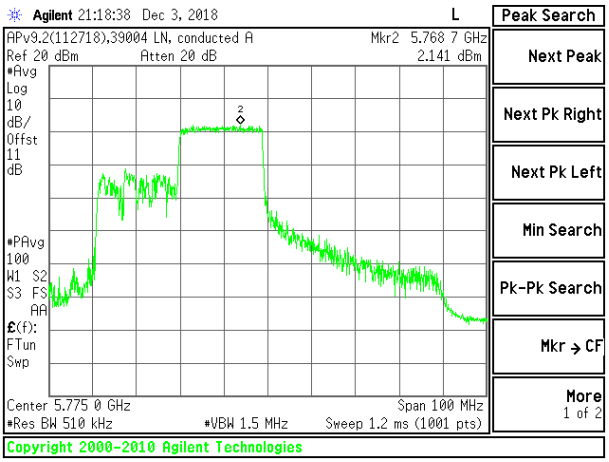

MID CHANNEL CHAIN 0

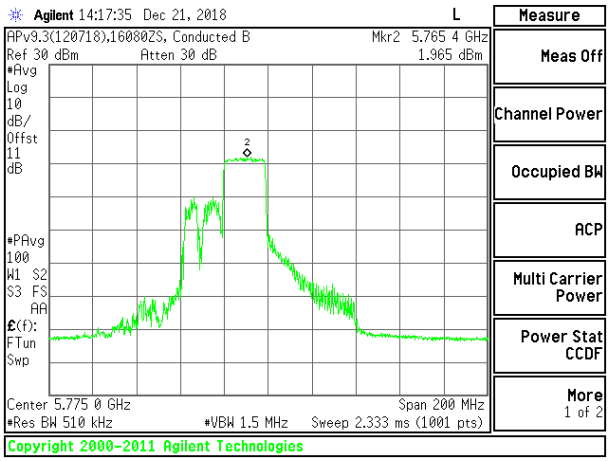

MID CHANNEL CHAIN 1

UL VERIFICATION SERVICES INC.
47173 Benicia Street, Fremont, CA 94538; USA TEL:(510) 771-1000 FAX:(510) 661-0888
This report shall not be reproduced except in full, without the written approval of UL Verification Services Inc.

2TX Antenna 1 + Antenna 2 OFDMA MODE – 242-Tones, RU Index 64

Antenna Gain and Limit

Channel	Frequency (MHz)	Directional Gain For Power (dBi)	Directional Gain For PSD (dBi)	Power Limit (dBm)	PSD Limit (dBm/ 1MHz)
Mid	5775	-6.91	-3.91	30.00	30.00

Duty Cycle CF (dB)	0.72	**Included in Calculations of Corr'd PSD**

Output Power Results

Channel	Frequency (MHz)	Chain 0 Meas Power (dBm)	Chain 1 Meas Power (dBm)	Total Corr'd Power (dBm)	Power Limit (dBm)	Power Margin (dB)
Mid	5775	16.83	15.7	19.31	30.00	-10.69

PSD Results

Channel	Frequency (MHz)	Chain 0 Meas PSD (dBm/ 1MHz)	Chain 1 Meas PSD (dBm/ 1MHz)	Total Corr'd PSD (dBm/ 1MHz)	PSD Limit (dBm/ 1MHz)	PSD Margin (dB)
Mid	5775	2.171	1.922	5.78	30.00	-24.22

UL VERIFICATION SERVICES INC.
47173 Benicia Street, Fremont, CA 94538; USA TEL:(510) 771-1000 FAX:(510) 661-0888
This report shall not be reproduced except in full, without the written approval of UL Verification Services Inc.

MID CHANNEL

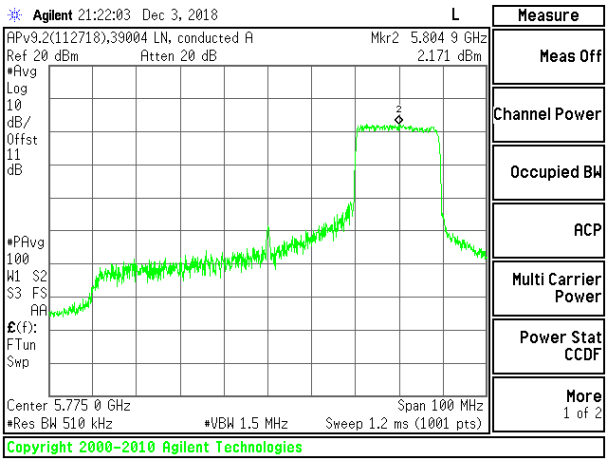

MID CHANNEL CHAIN 0

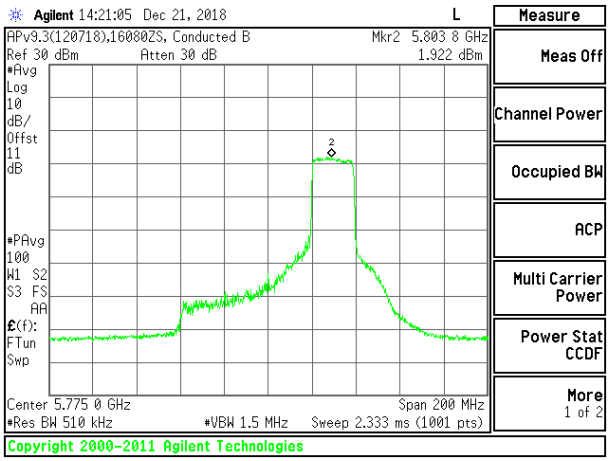

MID CHANNEL CHAIN 1

UL VERIFICATION SERVICES INC.
47173 Benicia Street, Fremont, CA 94538; USA TEL:(510) 771-1000 FAX:(510) 661-0888
This report shall not be reproduced except in full, without the written approval of UL Verification Services Inc.

2TX Antenna 1 + Antenna 2 OFDMA MODE – 106-Tones, RU Index 53

Antenna Gain and Limit

Channel	Frequency (MHz)	Directional Gain For Power (dBi)	Directional Gain For PSD (dBi)	Power Limit (dBm)	PSD Limit (dBm/ 1MHz)
Mid	5775	-6.91	-3.91	30.00	30.00

Duty Cycle CF (dB)	0.36	**Included in Calculations of Corr'd PSD**

Output Power Results

Channel	Frequency (MHz)	Chain 0 Meas Power (dBm)	Chain 1 Meas Power (dBm)	Total Corr'd Power (dBm)	Power Limit (dBm)	Power Margin (dB)
Mid	5775	15.65	14.51	18.13	30.00	-11.87

PSD Results

Channel	Frequency (MHz)	Chain 0 Meas PSD (dBm/ 1MHz)	Chain 1 Meas PSD (dBm/ 1MHz)	Total Corr'd PSD (dBm/ 1MHz)	PSD Limit (dBm/ 1MHz)	PSD Margin (dB)
Mid	5775	3.927	3.617	7.15	30.00	-22.85

UL VERIFICATION SERVICES INC.
47173 Benicia Street, Fremont, CA 94538; USA TEL:(510) 771-1000 FAX:(510) 661-0888
This report shall not be reproduced except in full, without the written approval of UL Verification Services Inc.

MID CHANNEL

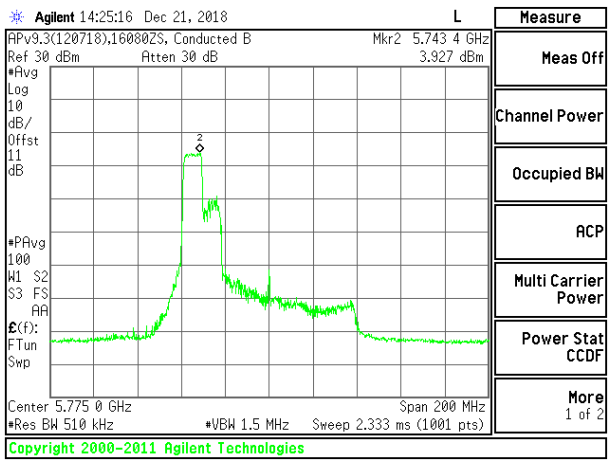

MID CHANNEL CHAIN 0

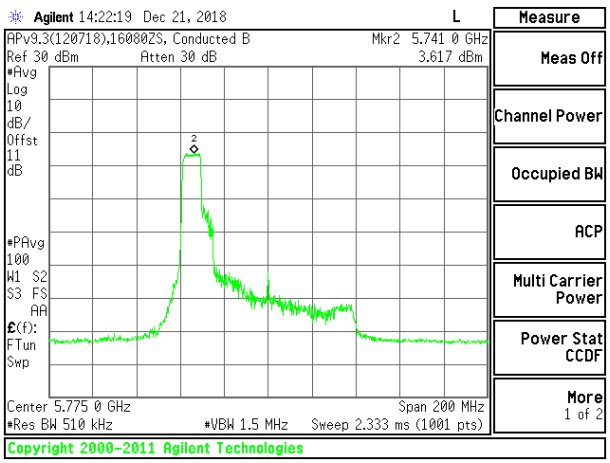

MID CHANNEL CHAIN 1

UL VERIFICATION SERVICES INC.
47173 Benicia Street, Fremont, CA 94538; USA TEL:(510) 771-1000 FAX:(510) 661-0888
This report shall not be reproduced except in full, without the written approval of UL Verification Services Inc.

2TX Antenna 1 + Antenna 2 OFDMA MODE – 106-Tones, RU Index 56/57

Antenna Gain and Limit

Channel	Frequency (MHz)	Directional Gain For Power (dBi)	Directional Gain For PSD (dBi)	Power Limit (dBm)	PSD Limit (dBm/ 1MHz)
Mid	5775	-6.91	-3.91	30.00	30.00

Duty Cycle CF (dB)	0.36	**Included in Calculations of Corr'd PSD**

Output Power Results

Channel	Frequency (MHz)	Chain 0 Meas Power (dBm)	Chain 1 Meas Power (dBm)	Total Corr'd Power (dBm)	Power Limit (dBm)	Power Margin (dB)
Mid	5775	15.74	14.62	18.23	30.00	-11.77

PSD Results

Channel	Frequency (MHz)	Chain 0 Meas PSD (dBm/ 1MHz)	Chain 1 Meas PSD (dBm/ 1MHz)	Total Corr'd PSD (dBm/ 1MHz)	PSD Limit (dBm/ 1MHz)	PSD Margin (dB)
Mid	5775	3.511	3.568	6.91	30.00	-23.09

UL VERIFICATION SERVICES INC.
47173 Benicia Street, Fremont, CA 94538; USA TEL:(510) 771-1000 FAX:(510) 661-0888
This report shall not be reproduced except in full, without the written approval of UL Verification Services Inc.

MID CHANNEL

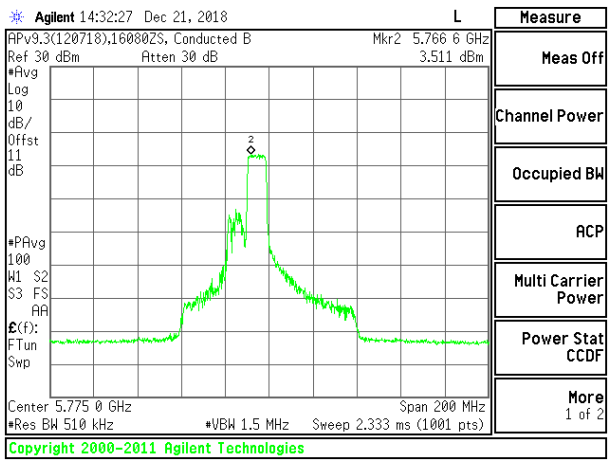

MID CHANNEL CHAIN 0

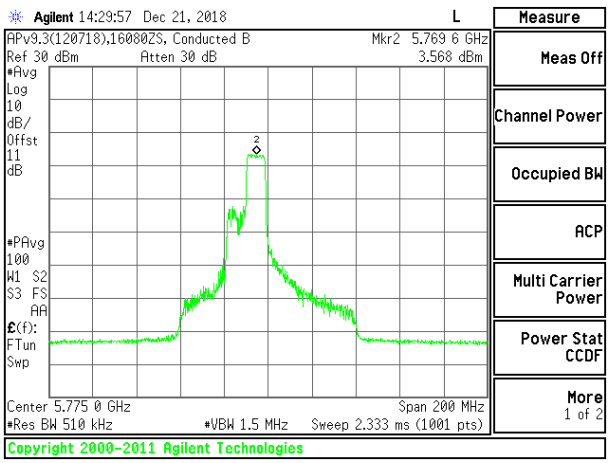

MID CHANNEL CHAIN 1

UL VERIFICATION SERVICES INC.
47173 Benicia Street, Fremont, CA 94538; USA TEL:(510) 771-1000 FAX:(510) 661-0888
This report shall not be reproduced except in full, without the written approval of UL Verification Services Inc.

2TX Antenna 1 + Antenna 2 OFDMA MODE – 106-Tones, RU Index 60

Antenna Gain and Limit

Channel	Frequency (MHz)	Directional Gain For Power (dBi)	Directional Gain For PSD (dBi)	Power Limit (dBm)	PSD Limit (dBm/ 1MHz)
Mid	5775	-6.91	-3.91	30.00	30.00

Duty Cycle CF (dB)	0.36	**Included in Calculations of Corr'd PSD**

Output Power Results

Channel	Frequency (MHz)	Chain 0 Meas Power (dBm)	Chain 1 Meas Power (dBm)	Total Corr'd Power (dBm)	Power Limit (dBm)	Power Margin (dB)
Mid	5775	15.92	14.78	18.40	30.00	-11.60

PSD Results

Channel	Frequency (MHz)	Chain 0 Meas PSD (dBm/ 1MHz)	Chain 1 Meas PSD (dBm/ 1MHz)	Total Corr'd PSD (dBm/ 1MHz)	PSD Limit (dBm/ 1MHz)	PSD Margin (dB)
Mid	5775	4.89	4.03	7.85	30.00	-22.15

UL VERIFICATION SERVICES INC.
47173 Benicia Street, Fremont, CA 94538; USA TEL:(510) 771-1000 FAX:(510) 661-0888
This report shall not be reproduced except in full, without the written approval of UL Verification Services Inc.

MID CHANNEL

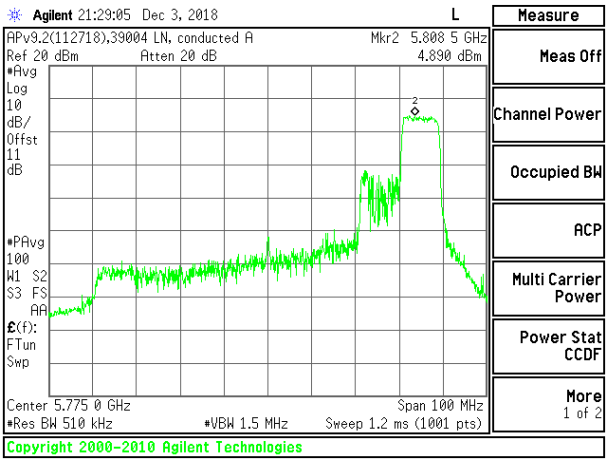

MID CHANNEL CHAIN 0

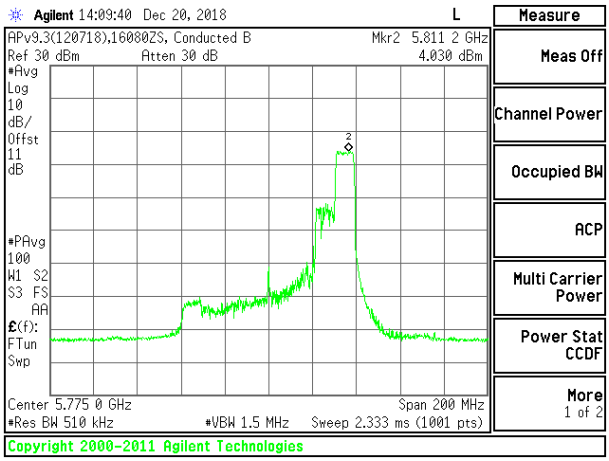

MID CHANNEL CHAIN 1

UL VERIFICATION SERVICES INC.
47173 Benicia Street, Fremont, CA 94538; USA TEL:(510) 771-1000 FAX:(510) 661-0888
This report shall not be reproduced except in full, without the written approval of UL Verification Services Inc.

2TX Antenna 1 + Antenna 2 OFDMA MODE – 52-Tones, RU Index 37

Antenna Gain and Limit

Channel	Frequency (MHz)	Directional Gain For Power (dBi)	Directional Gain For PSD (dBi)	Power Limit (dBm)	PSD Limit (dBm/ 1MHz)
Mid	5775	-6.91	-3.91	30.00	30.00

Duty Cycle CF (dB)	0.16	**Included in Calculations of Corr'd PSD**

Output Power Results

Channel	Frequency (MHz)	Chain 0 Meas Power (dBm)	Chain 1 Meas Power (dBm)	Total Corr'd Power (dBm)	Power Limit (dBm)	Power Margin (dB)
Mid	5775	12.96	11.84	15.45	30.00	-14.55

PSD Results

Channel	Frequency (MHz)	Chain 0 Meas PSD (dBm/ 1MHz)	Chain 1 Meas PSD (dBm/ 1MHz)	Total Corr'd PSD (dBm/ 1MHz)	PSD Limit (dBm/ 1MHz)	PSD Margin (dB)
Mid	5775	3.281	2.806	6.22	30.00	-23.78

UL VERIFICATION SERVICES INC.
47173 Benicia Street, Fremont, CA 94538; USA TEL:(510) 771-1000 FAX:(510) 661-0888
This report shall not be reproduced except in full, without the written approval of UL Verification Services Inc.

MID CHANNEL

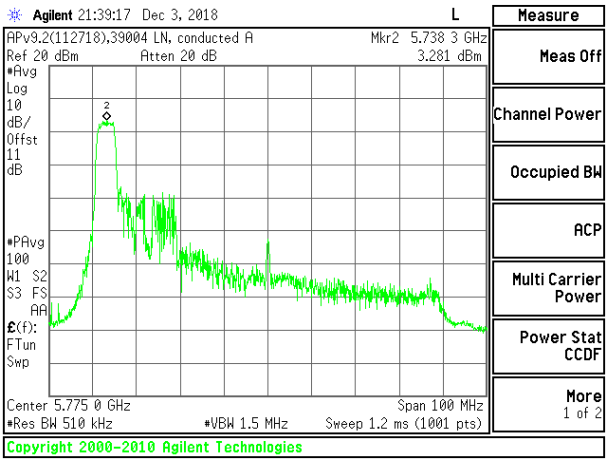

MID CHANNEL CHAIN 0

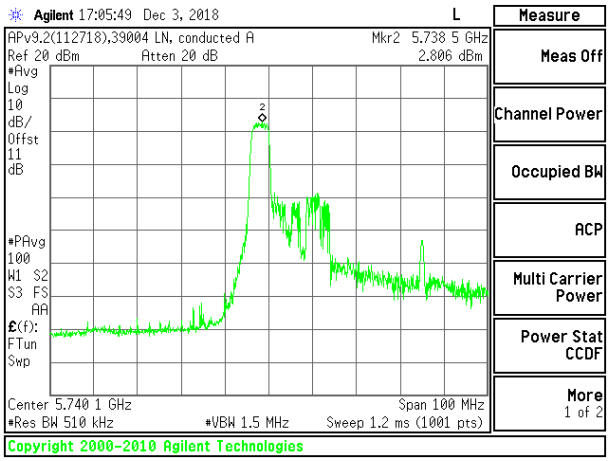

MID CHANNEL CHAIN 1

UL VERIFICATION SERVICES INC.
47173 Benicia Street, Fremont, CA 94538; USA TEL:(510) 771-1000 FAX:(510) 661-0888
This report shall not be reproduced except in full, without the written approval of UL Verification Services Inc.

2TX Antenna 1 + Antenna 2 OFDMA MODE – 52-Tones, RU Index 44/45

Antenna Gain and Limit

Channel	Frequency (MHz)	Directional Gain For Power (dBi)	Directional Gain For PSD (dBi)	Power Limit (dBm)	PSD Limit (dBm/ 1MHz)
Mid	5775	-6.91	-3.91	30.00	30.00

Duty Cycle CF (dB)	0.16	**Included in Calculations of Corr'd PSD**

Output Power Results

Channel	Frequency (MHz)	Chain 0 Meas Power (dBm)	Chain 1 Meas Power (dBm)	Total Corr'd Power (dBm)	Power Limit (dBm)	Power Margin (dB)
Mid	5775	12.82	11.68	15.30	30.00	-14.70

PSD Results

Channel	Frequency (MHz)	Chain 0 Meas PSD (dBm/ 1MHz)	Chain 1 Meas PSD (dBm/ 1MHz)	Total Corr'd PSD (dBm/ 1MHz)	PSD Limit (dBm/ 1MHz)	PSD Margin (dB)
Mid	5775	6.62	6.275	9.62	30.00	-20.38

UL VERIFICATION SERVICES INC.
47173 Benicia Street, Fremont, CA 94538; USA TEL:(510) 771-1000 FAX:(510) 661-0888
This report shall not be reproduced except in full, without the written approval of UL Verification Services Inc.

MID CHANNEL

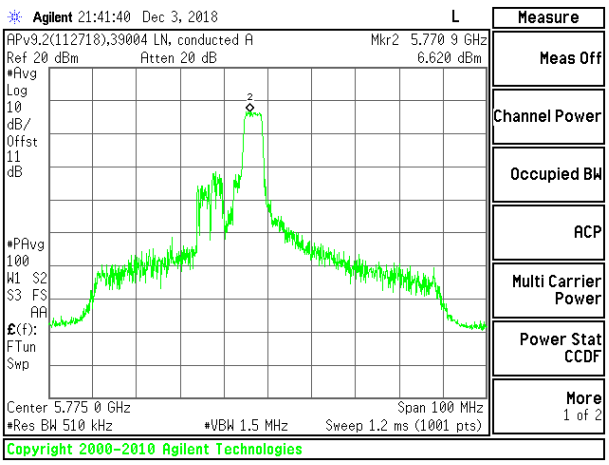

MID CHANNEL CHAIN 0

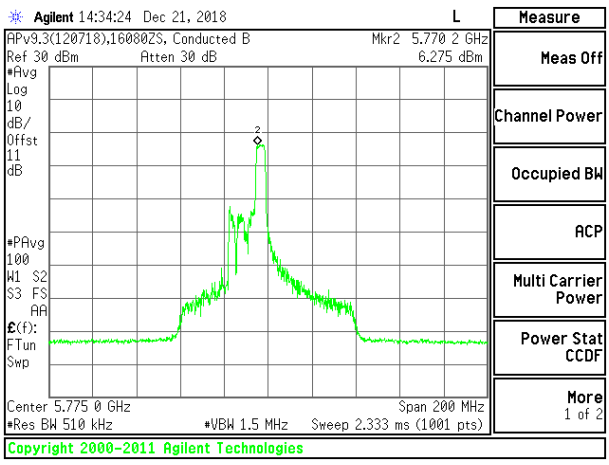

MID CHANNEL CHAIN 1

UL VERIFICATION SERVICES INC.
47173 Benicia Street, Fremont, CA 94538; USA TEL:(510) 771-1000 FAX:(510) 661-0888
This report shall not be reproduced except in full, without the written approval of UL Verification Services Inc.

2TX Antenna 1 + Antenna 2 OFDMA MODE – 52-Tones, RU Index 52

Antenna Gain and Limit

Channel	Frequency (MHz)	Directional Gain For Power (dBi)	Directional Gain For PSD (dBi)	Power Limit (dBm)	PSD Limit (dBm/ 1MHz)
Mid	5775	-6.91	-3.91	30.00	30.00

Duty Cycle CF (dB)	0.16	**Included in Calculations of Corr'd PSD**

Output Power Results

Channel	Frequency (MHz)	Chain 0 Meas Power (dBm)	Chain 1 Meas Power (dBm)	Total Corr'd Power (dBm)	Power Limit (dBm)	Power Margin (dB)
Mid	5775	12.88	11.74	15.36	30.00	-14.64

PSD Results

Channel	Frequency (MHz)	Chain 0 Meas PSD (dBm/ 1MHz)	Chain 1 Meas PSD (dBm/ 1MHz)	Total Corr'd PSD (dBm/ 1MHz)	PSD Limit (dBm/ 1MHz)	PSD Margin (dB)
Mid	5775	4.882	4.255	7.75	30.00	-22.25

UL VERIFICATION SERVICES INC.
47173 Benicia Street, Fremont, CA 94538; USA TEL:(510) 771-1000 FAX:(510) 661-0888
This report shall not be reproduced except in full, without the written approval of UL Verification Services Inc.

MID CHANNEL

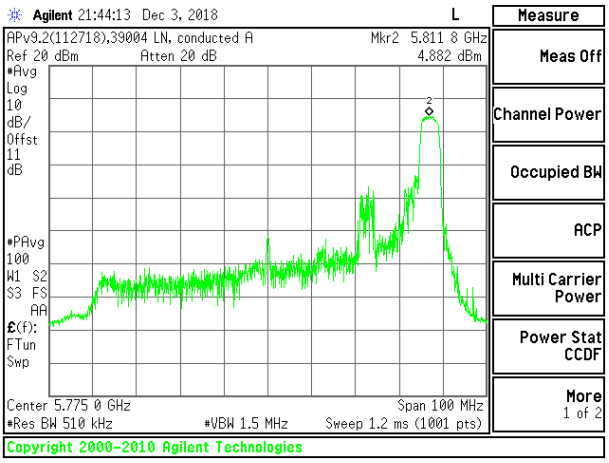

MID CHANNEL CHAIN 0

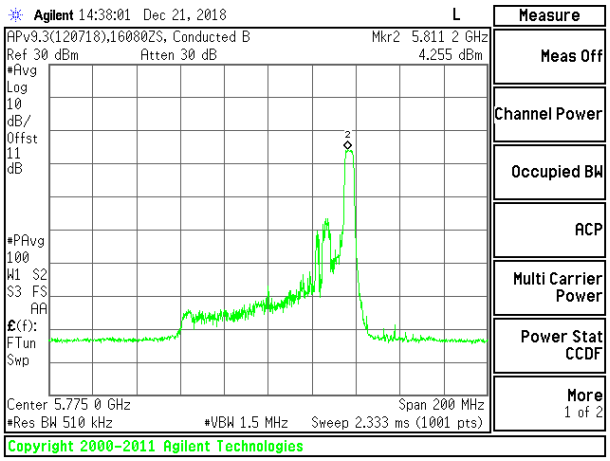

MID CHANNEL CHAIN 1

UL VERIFICATION SERVICES INC.
47173 Benicia Street, Fremont, CA 94538; USA TEL:(510) 771-1000 FAX:(510) 661-0888
This report shall not be reproduced except in full, without the written approval of UL Verification Services Inc.

2TX Antenna 1 + Antenna 2 OFDMA MODE – 26-Tones, RU Index 0

Antenna Gain and Limit

Channel	Frequency (MHz)	Directional Gain For Power (dBi)	Directional Gain For PSD (dBi)	Power Limit (dBm)	PSD Limit (dBm/ 1MHz)
Mid	5775	-6.91	-3.91	30.00	30.00

Duty Cycle CF (dB)	0.12	**Included in Calculations of Corr'd PSD**

Output Power Results

Channel	Frequency (MHz)	Chain 0 Meas Power (dBm)	Chain 1 Meas Power (dBm)	Total Corr'd Power (dBm)	Power Limit (dBm)	Power Margin (dB)
Mid	5775	11.85	10.72	14.33	30.00	-15.67

PSD Results

Channel	Frequency (MHz)	Chain 0 Meas PSD (dBm/ 1MHz)	Chain 1 Meas PSD (dBm/ 1MHz)	Total Corr'd PSD (dBm/ 1MHz)	PSD Limit (dBm/ 1MHz)	PSD Margin (dB)
Mid	5775	6.382	6.027	9.34	30.00	-20.66

UL VERIFICATION SERVICES INC.
47173 Benicia Street, Fremont, CA 94538; USA TEL:(510) 771-1000 FAX:(510) 661-0888
This report shall not be reproduced except in full, without the written approval of UL Verification Services Inc.

MID CHANNEL

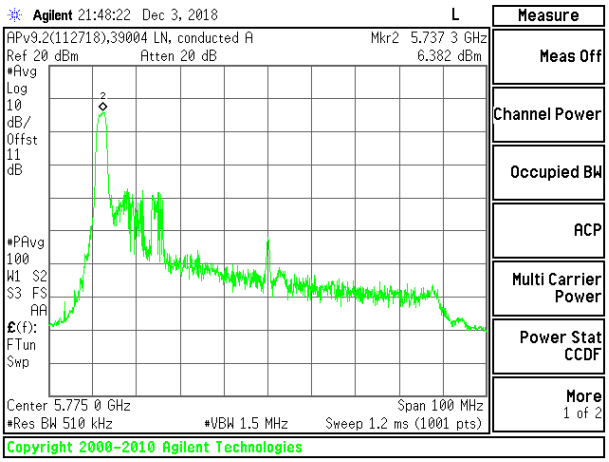

MID CHANNEL CHAIN 0

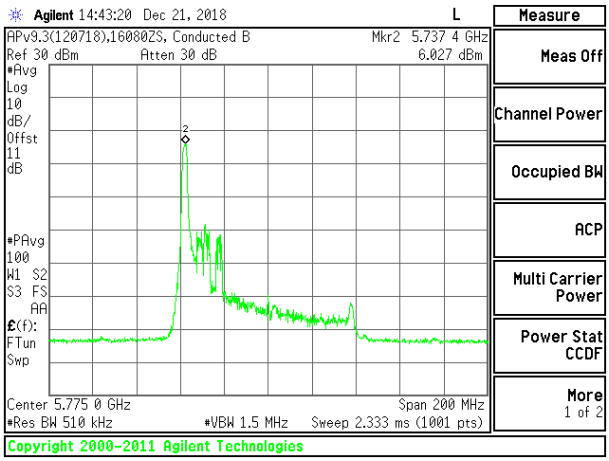

MID CHANNEL CHAIN 1

UL VERIFICATION SERVICES INC.
47173 Benicia Street, Fremont, CA 94538; USA TEL:(510) 771-1000 FAX:(510) 661-0888
This report shall not be reproduced except in full, without the written approval of UL Verification Services Inc.

2TX Antenna 1 + Antenna 2 OFDMA MODE – 26-Tones, RU Index 18

Antenna Gain and Limit

Channel	Frequency (MHz)	Directional Gain For Power (dBi)	Directional Gain For PSD (dBi)	Power Limit (dBm)	PSD Limit (dBm/ 1MHz)
Mid	5775	-6.91	-3.91	30.00	30.00

Duty Cycle CF (dB)	0.12	**Included in Calculations of Corr'd PSD**

Output Power Results

Channel	Frequency (MHz)	Chain 0 Meas Power (dBm)	Chain 1 Meas Power (dBm)	Total Corr'd Power (dBm)	Power Limit (dBm)	Power Margin (dB)
Mid	5775	11.8	10.55	14.23	30.00	-15.77

PSD Results

Channel	Frequency (MHz)	Chain 0 Meas PSD (dBm/ 1MHz)	Chain 1 Meas PSD (dBm/ 1MHz)	Total Corr'd PSD (dBm/ 1MHz)	PSD Limit (dBm/ 1MHz)	PSD Margin (dB)
Mid	5775	5.977	5.144	8.71	30.00	-21.29

UL VERIFICATION SERVICES INC.
47173 Benicia Street, Fremont, CA 94538; USA TEL:(510) 771-1000 FAX:(510) 661-0888
This report shall not be reproduced except in full, without the written approval of UL Verification Services Inc.

MID CHANNEL

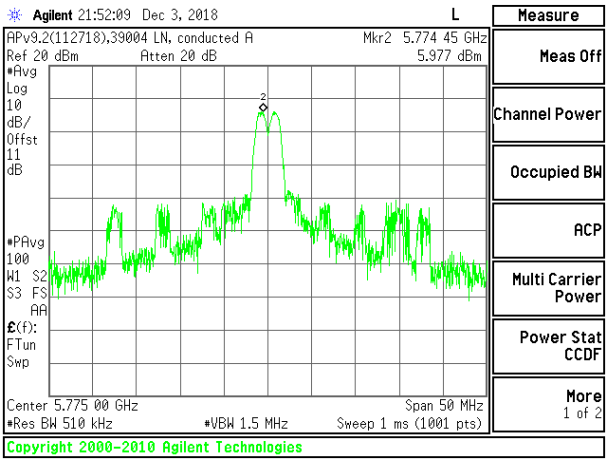

MID CHANNEL CHAIN 0

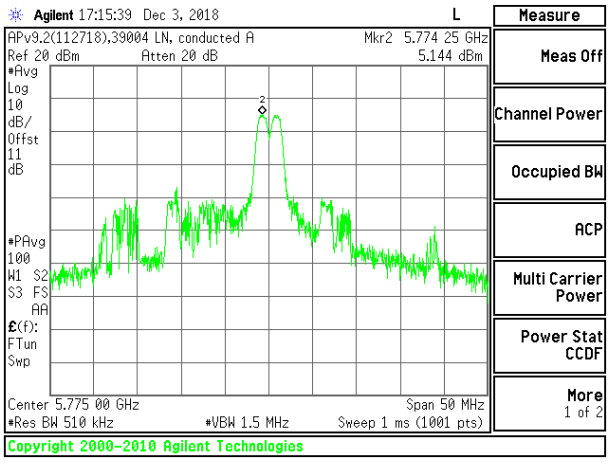

MID CHANNEL CHAIN 1

UL VERIFICATION SERVICES INC.
47173 Benicia Street, Fremont, CA 94538; USA TEL:(510) 771-1000 FAX:(510) 661-0888
This report shall not be reproduced except in full, without the written approval of UL Verification Services Inc.

2TX Antenna 1 + Antenna 2 OFDMA MODE – 26-Tones, RU Index 36

	(MHz)	For Power (dBi)	For PSD (dBi)	(dBm)	(dBm/ 1MHz)
Mid	5775	-6.91	-3.91	30.00	30.00

Duty Cycle CF (dB)	0.12	**Included in Calculations of Corr'd PSD**

Output Power Results

Channel	Frequency (MHz)	Chain 0 Meas Power (dBm)	Chain 1 Meas Power (dBm)	Total Corr'd Power (dBm)	Power Limit (dBm)	Power Margin (dB)
Mid	5775	11.8	10.5	14.21	30.00	-15.79

PSD Results

Channel	Frequency (MHz)	Chain 0 Meas PSD (dBm/ 1MHz)	Chain 1 Meas PSD (dBm/ 1MHz)	Total Corr'd PSD (dBm/ 1MHz)	PSD Limit (dBm/ 1MHz)	PSD Margin (dB)
Mid	5775	5.945	5.714	8.96	30.00	-21.04

UL VERIFICATION SERVICES INC.
47173 Benicia Street, Fremont, CA 94538; USA TEL:(510) 771-1000 FAX:(510) 661-0888
This report shall not be reproduced except in full, without the written approval of UL Verification Services Inc.

MID CHANNEL

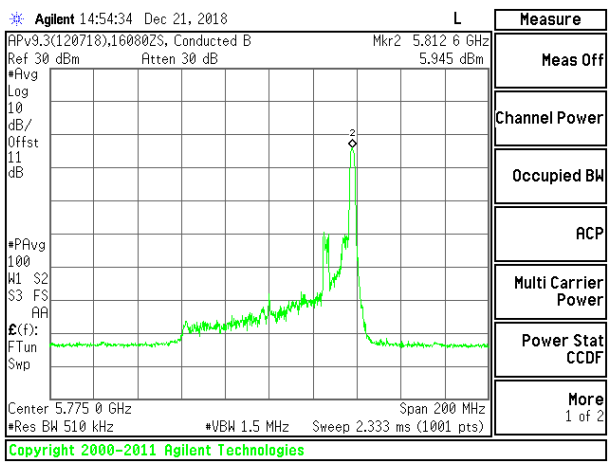

MID CHANNEL CHAIN 0

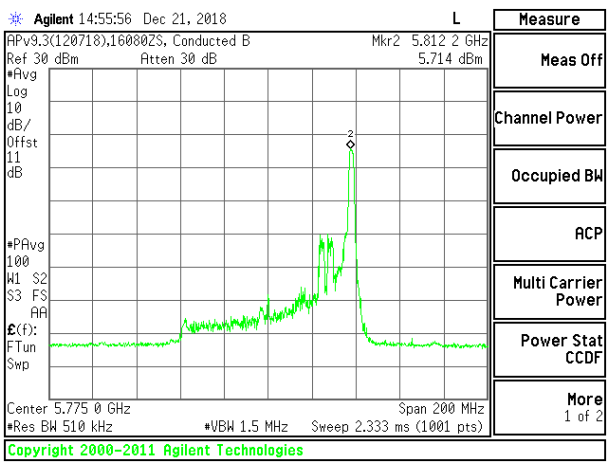

MID CHANNEL CHAIN 1

UL VERIFICATION SERVICES INC.
47173 Benicia Street, Fremont, CA 94538; USA TEL:(510) 771-1000 FAX:(510) 661-0888
This report shall not be reproduced except in full, without the written approval of UL Verification Services Inc.

9. RADIATED TEST RESULTS

LIMITS

FCC §15.205 and §15.209 -Restriced bands

FCC §15.407(b)(1-3) -Un-Restriced bands

After January 01, 2019 for Outside of the Restricted Bands Emissions

6.2.1.2 (for 5150-5250 MHz band)
6.2.2.2 (for 5250-5350 MHz band)
6.2.3.2 (for 5470-5600 MHz and 5650-5725 MHz bands)
6.2.4.2 (for 5725-5850 MHz band)

NCC LP0002 §2.7 and §2.8

Frequency Range (MHz)	Field Strength Limit (uV/m) at 3 m	Field Strength Limit (dBuV/m) at 3 m
30 - 88	100	40
88 - 216	150	43.5
216 - 960	200	46
Above 960	500	54

TEST PROCEDURE

The EUT is placed on a non-conducting table 80 cm above the ground plane for measurement below 1GHz; 1.5 m above the ground plane for measurement above 1GHz. The antenna to EUT distance is 3 meters. The EUT is configured in accordance with ANSI C63.10. The EUT is set to transmit in a continuous mode.

For measurements below 1 GHz the resolution bandwidth is set to 100 kHz for peak detection measurements or 120 kHz for quasi-peak detection measurements. Peak detection is used unless otherwise noted as quasi-peak.

For pre-scans above 1 GHz the resolution bandwidth is set to 1 MHz; the video bandwidth is set to 30 KHz for peak measurements.

For final measurements above 1 GHz the resolution bandwidth is set to 1 MHz; the video bandwidth is set to 3 MHz for peak measurements and as applicable for average measurements.

The spectrum from 30 MHz to 1GHz and 18GHz to 40 GHz is investigated with the transmitter set to transmit at the channel with highest output power as worst-case scenario. 1GHz to 18GHz was set to the lowest, middle, and highest channels in the 5 GHz bands.

The frequency range of interest is monitored at a fixed antenna height and EUT azimuth. The EUT is rotated through 360 degrees to maximize emissions received. The antenna is scanned from 1 to 4 meters above the ground plane to further maximize the emission. Measurements are made with the antenna polarized in both the vertical and the horizontal positions.

UL VERIFICATION SERVICES INC.
47173 Benicia Street, Fremont, CA 94538; USA TEL:(510) 771-1000 FAX:(510) 661-0888
This report shall not be reproduced except in full, without the written approval of UL Verification Services Inc.

9.1. TRANSMITTER ABOVE 1 GHz

9.1.1. TX ABOVE 1 GHz 802.11a MODE IN THE 5.2 GHz BAND

2TX Antenna 1 + Antenna 2 CDD MODE

BANDEDGE (LOW CHANNEL)

HORIZONTAL RESULT

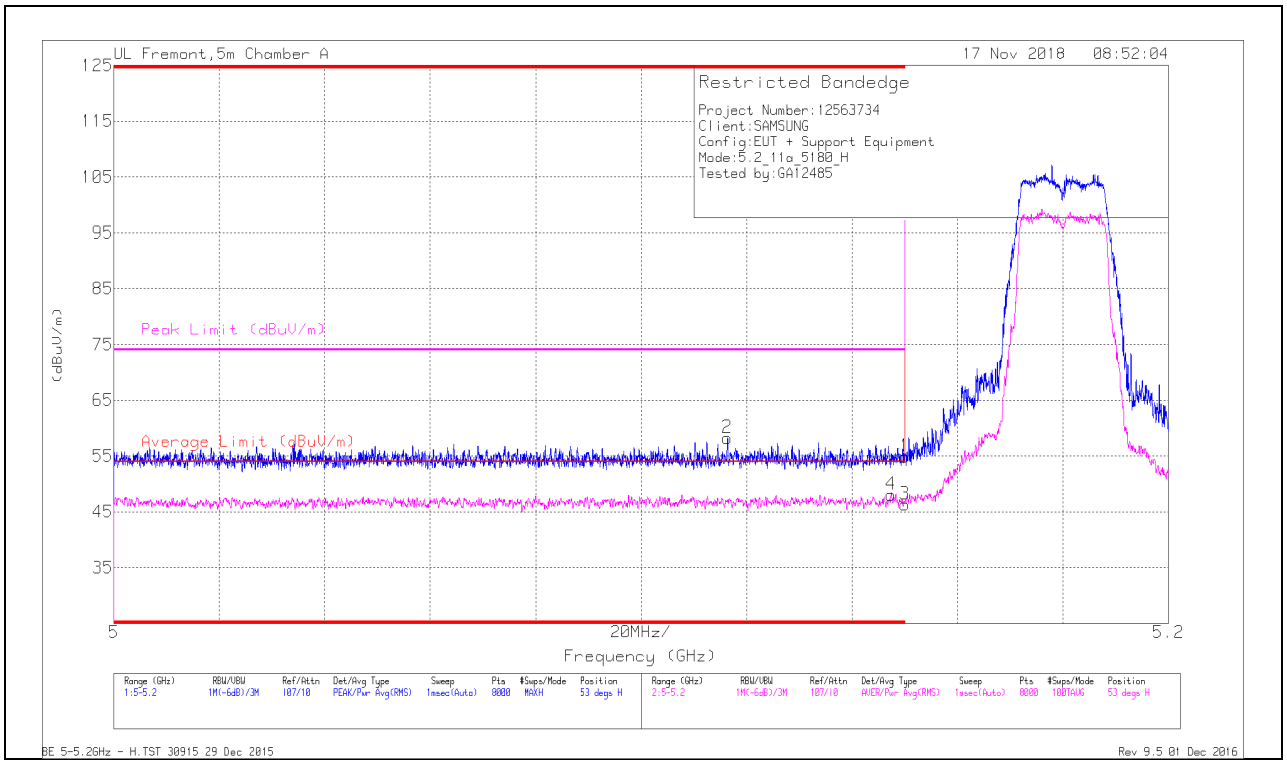

Marker	Frequency (GHz)	Meter Reading (dBuV)	Det	AF T862 (dB/m)	Amp/Cbl/Fltr/Pad (dB)	DC Corr (dB)	Corrected Reading (dBuV/m)	Average Limit (dBuV/m)	Margin (dB)	Peak Limit (dBuV/m)	PK Margin (dB)	Azimuth (Degs)	Height (cm)	Polarity
1	* 5.15	38.17	Pk	34.4	-17.7	0	54.87	-	-	74	-19.13	53	116	H
2	* 5.116	41.58	Pk	34.4	-17.7	0	58.28	-	-	74	-15.72	53	116	H
3	* 5.15	29.6	RMS	34.4	-17.7	.29	46.59	54	-7.41	-	-	53	116	H
4	* 5.147	31.41	RMS	34.4	-17.7	.29	48.4	54	-5.6	-	-	53	116	H

* - indicates frequency in CFR47 Pt 15 / IC RSS-Restricted Band
Pk - Peak detector
RMS - RMS detection

UL VERIFICATION SERVICES INC.
47173 Benicia Street, Fremont, CA 94538; USA TEL:(510) 771-1000 FAX:(510) 661-0888
This report shall not be reproduced except in full, without the written approval of UL Verification Services Inc.

VERTICAL RESULT

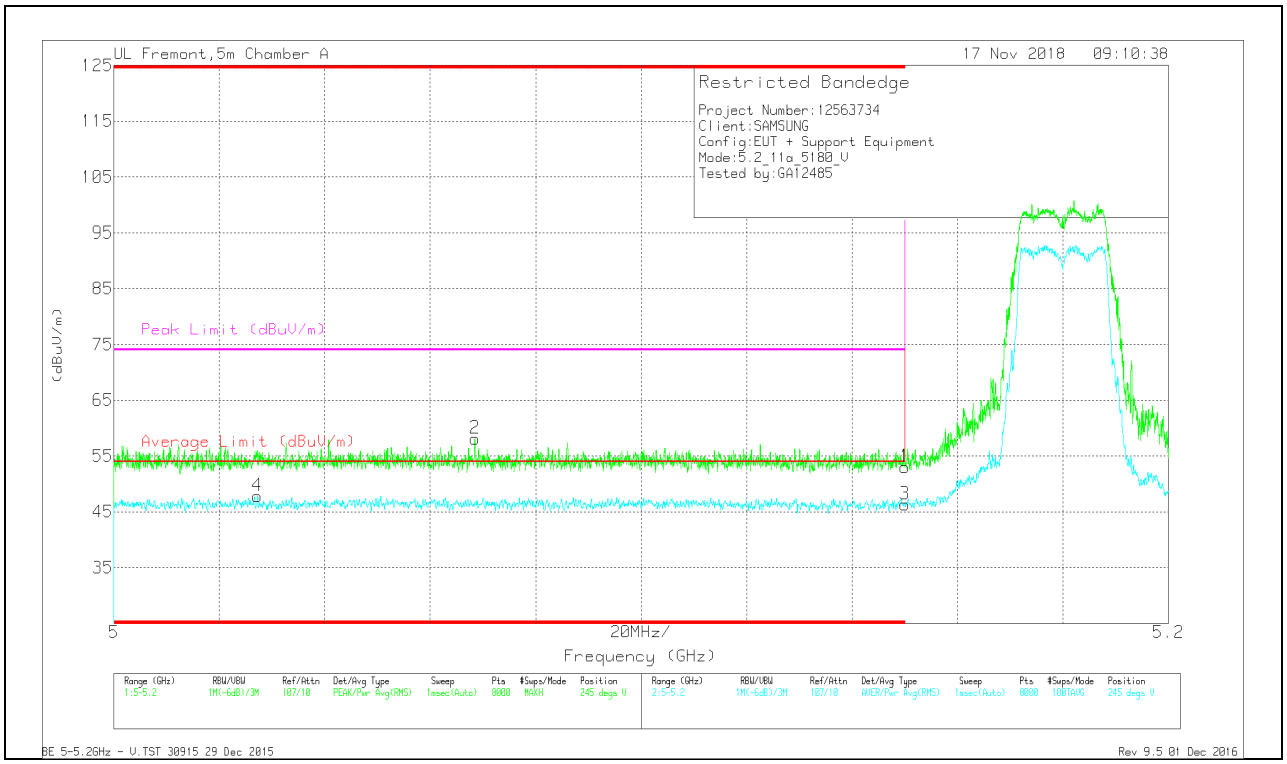

Marker	Frequency (GHz)	Meter Reading (dBuV)	Det	AF T862 (dB/m)	Amp/Cbl/Fltr/Pad (dB)	DC Corr (dB)	Corrected Reading (dBuV/m)	Average Limit (dBuV/m)	Margin (dB)	Peak Limit (dBuV/m)	PK Margin (dB)	Azimuth (Degs)	Height (cm)	Polarity
1	* 5.15	36.36	Pk	34.4	-17.7	0	53.06	-	-	74	-20.94	245	102	V
2	* 5.068	41.54	Pk	34.4	-17.8	0	58.14	-	-	74	-15.86	245	102	V
3	* 5.15	29.34	RMS	34.4	-17.7	.29	46.33	54	-7.67	-	-	245	102	V
4	* 5.027	31.13	RMS	34.3	-17.9	.29	47.82	54	-6.18	-	-	245	102	V

* - indicates frequency in CFR47 Pt 15 / IC RSS-Restricted Band
Pk - Peak detector
RMS - RMS detection

UL VERIFICATION SERVICES INC.
47173 Benicia Street, Fremont, CA 94538; USA TEL:(510) 771-1000 FAX:(510) 661-0888
This report shall not be reproduced except in full, without the written approval of UL Verification Services Inc.

HARMONICS AND SPURIOUS EMISSIONS

LOW CHANNEL RESULTS

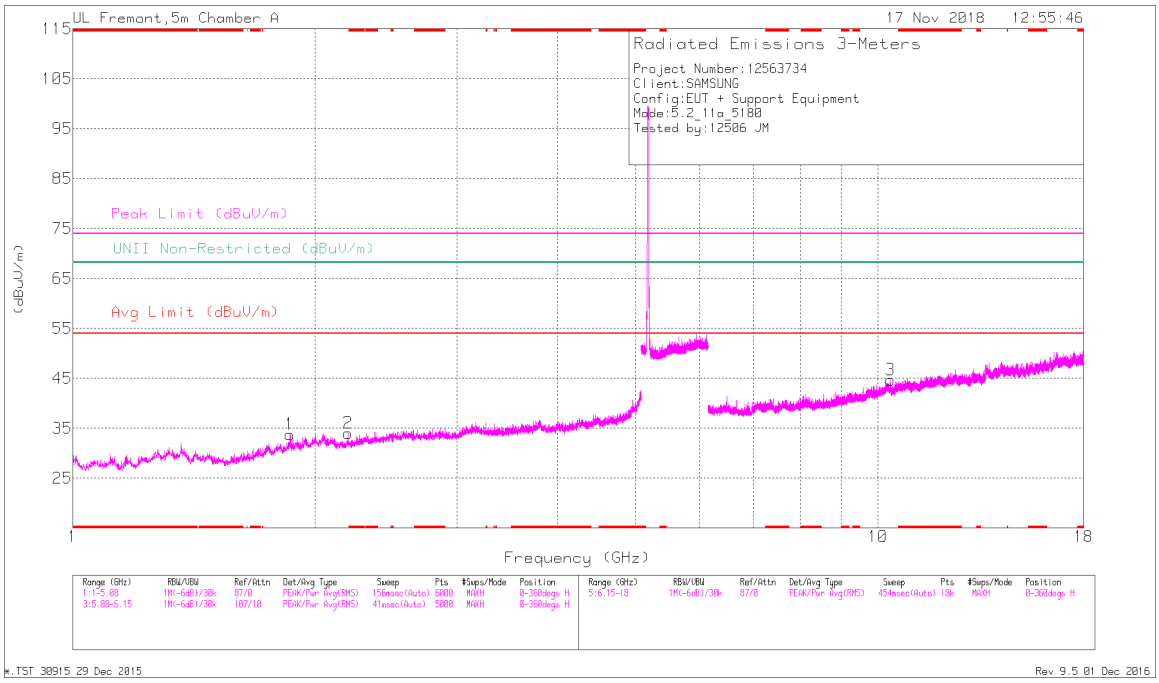

HORIZONTAL

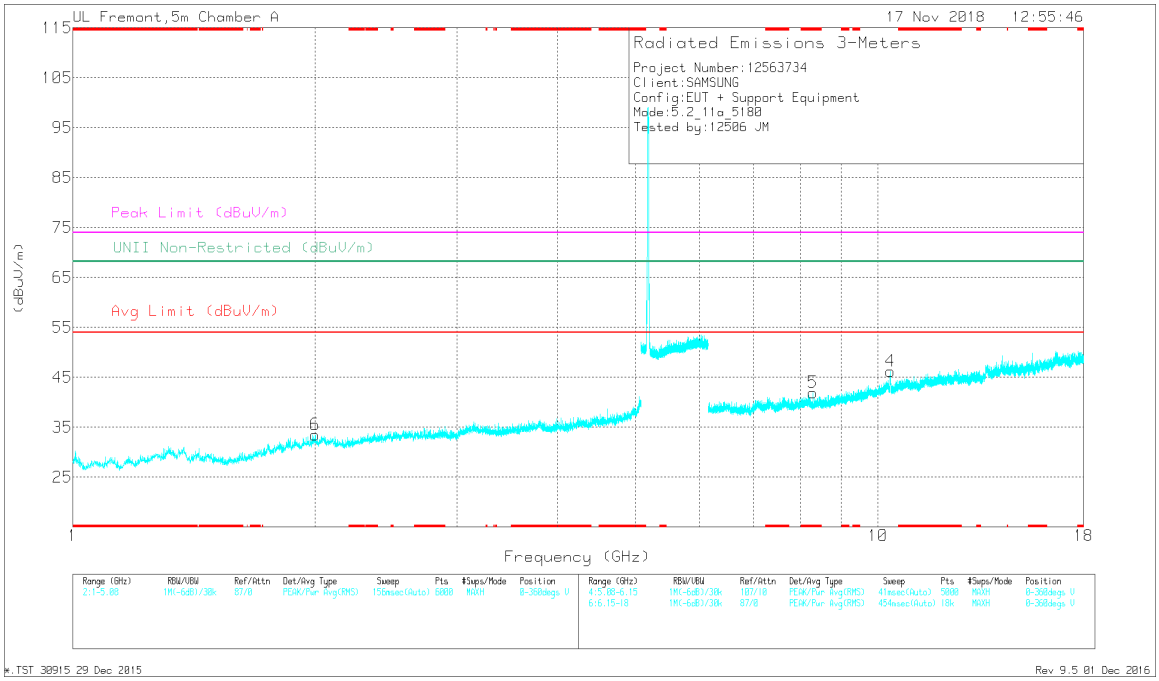

VERTICAL

UL VERIFICATION SERVICES INC.
47173 Benicia Street, Fremont, CA 94538; USA TEL:(510) 771-1000 FAX:(510) 661-0888
This report shall not be reproduced except in full, without the written approval of UL Verification Services Inc.

RADIATED EMISSIONS

Frequency (GHz)	Meter Reading (dBuV)	Det	AF T862 (dB/m)	Ampl/Cbl/Fltr/Pad (dB)	DC Corr (dB)	Corrected Reading (dBuV/m)	Avg Limit (dBuV/m)	Margin (dB)	Peak Limit (dBuV/m)	PK Margin (dB)	UNII Non-Restricted (dBuV/m)	PK Margin (dB)	Azimuth (Degs)	Height (cm)	Polarity
* 8.297	32.74	PK-U	35.9	-22.5	0	46.14	-	-	74	-27.86	-	-	171	118	V
* 8.298	21.86	ADR	35.9	-22.5	.29	35.55	54	-18.45	-	-	-	-	171	118	V
1.861	39.31	PK-U	30.9	-31.5	0	38.71	-	-	-	-	68.2	-29.49	40	129	H
2	39.25	PK-U	31.4	-30.5	0	40.15	-	-	-	-	68.2	-28.05	44	175	V
2.195	39.23	PK-U	31.1	-30.9	0	39.43	-	-	-	-	68.2	-28.77	42	154	H
10.355	31.73	PK-U	37.5	-19.5	0	49.73	-	-	-	-	68.2	-18.47	45	166	H
10.361	37.26	PK-U	37.5	-19.5	0	55.26	-	-	-	-	68.2	-12.94	164	107	V

* - indicates frequency in CFR47 Pt 15 / IC RSS-Restricted Band
PK-U - U-NII: Maximum Peak
ADR - U-NII AD primary method, RMS average

UL VERIFICATION SERVICES INC.
47173 Benicia Street, Fremont, CA 94538; USA TEL:(510) 771-1000 FAX:(510) 661-0888
This report shall not be reproduced except in full, without the written approval of UL Verification Services Inc.

MID CHANNEL RESULTS

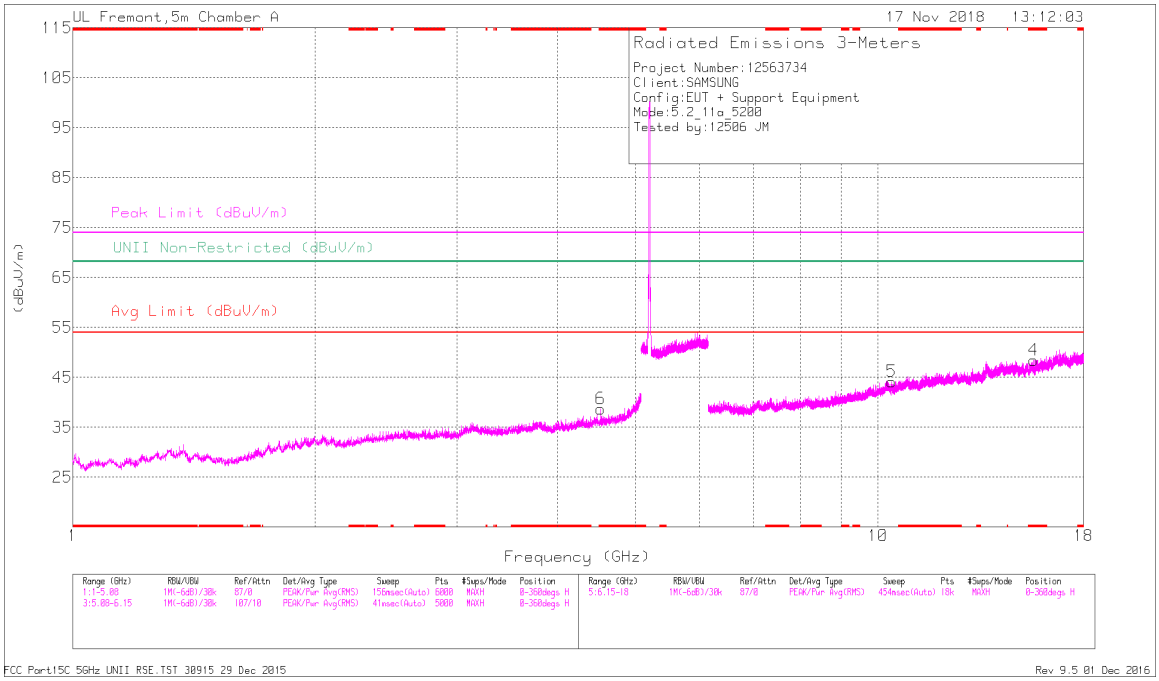

HORIZONTAL

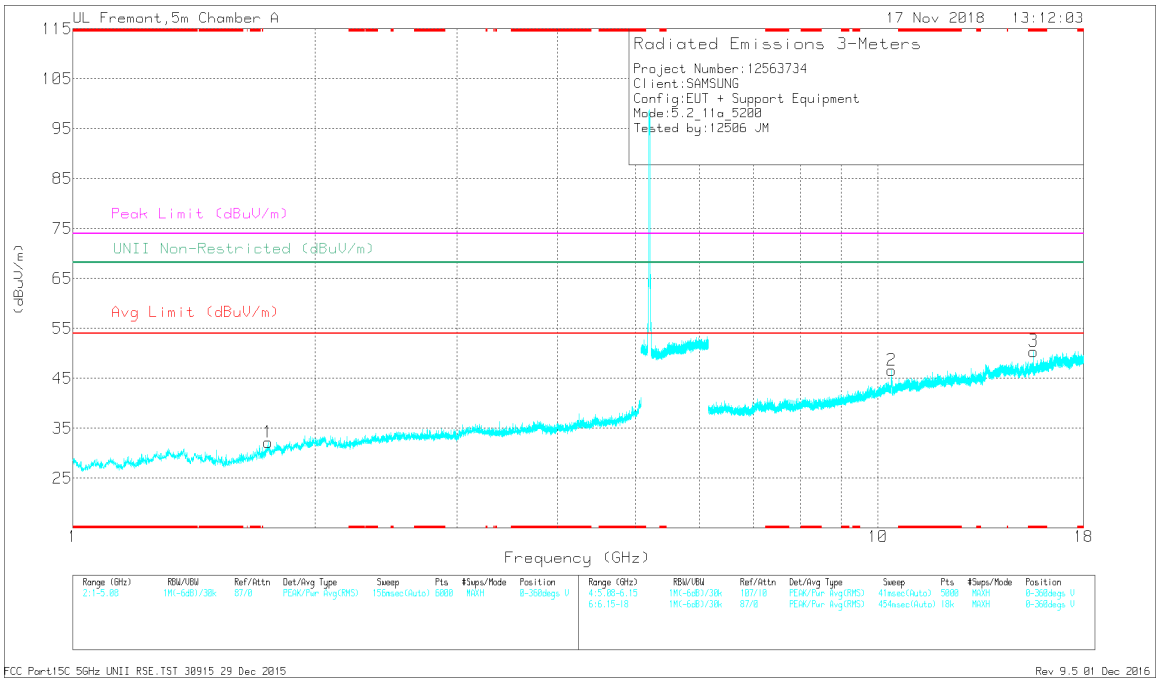

VERTICAL

UL VERIFICATION SERVICES INC.
47173 Benicia Street, Fremont, CA 94538; USA TEL:(510) 771-1000 FAX:(510) 661-0888
This report shall not be reproduced except in full, without the written approval of UL Verification Services Inc.

RADIATED EMISSIONS

Frequency (GHz)	Meter Reading (dBuV)	Det	AF T862 (dB/m)	Amp/Cbl/Fltr/Pad (dB)	DC Corr (dB)	Corrected Reading (dBuV/m)	Avg Limit (dBuV/m)	Margin (dB)	Peak Limit (dBuV/m)	PK Margin (dB)	UNII Non-Restricted (dBuV/m)	PK Margin (dB)	Azimuth (Degs)	Height (cm)	Polarity
* 4.525	35.8	PK-U	33.9	-27.4	0	42.3	-	-	74	-31.7	-	-	151	259	H
* 4.524	24.55	ADR	33.9	-27.4	.29	31.34	54	-22.66	-	-	-	-	151	259	H
* 15.599	33.02	PK-U	40	-18.2	0	54.82	-	-	74	-19.18	-	-	278	114	H
* 15.599	21.18	ADR	40	-18.2	.29	43.27	54	-10.73	-	-	-	-	278	114	H
* 15.595	34.14	PK-U	40	-18.1	0	56.04	-	-	74	-17.96	-	-	224	108	V
* 15.595	22.64	ADR	40	-18.1	.29	44.83	54	-9.17	-	-	-	-	224	108	V
1.749	39.32	PK-U	29.7	-30.9	0	38.12	-	-	-	-	68.2	-30.08	155	194	V
10.396	33.35	PK-U	37.6	-19.9	0	51.05	-	-	-	-	68.2	-17.15	59	102	H
10.401	35.87	PK-U	37.6	-19.9	0	53.57	-	-	-	-	68.2	-14.63	161	111	V

* - indicates frequency in CFR47 Pt 15 / IC RSS-Restricted Band
PK-U - U-NII: Maximum Peak
ADR - U-NII AD primary method, RMS average

UL VERIFICATION SERVICES INC.
47173 Benicia Street, Fremont, CA 94538; USA TEL:(510) 771-1000 FAX:(510) 661-0888
This report shall not be reproduced except in full, without the written approval of UL Verification Services Inc.

HIGH CHANNEL RESULTS

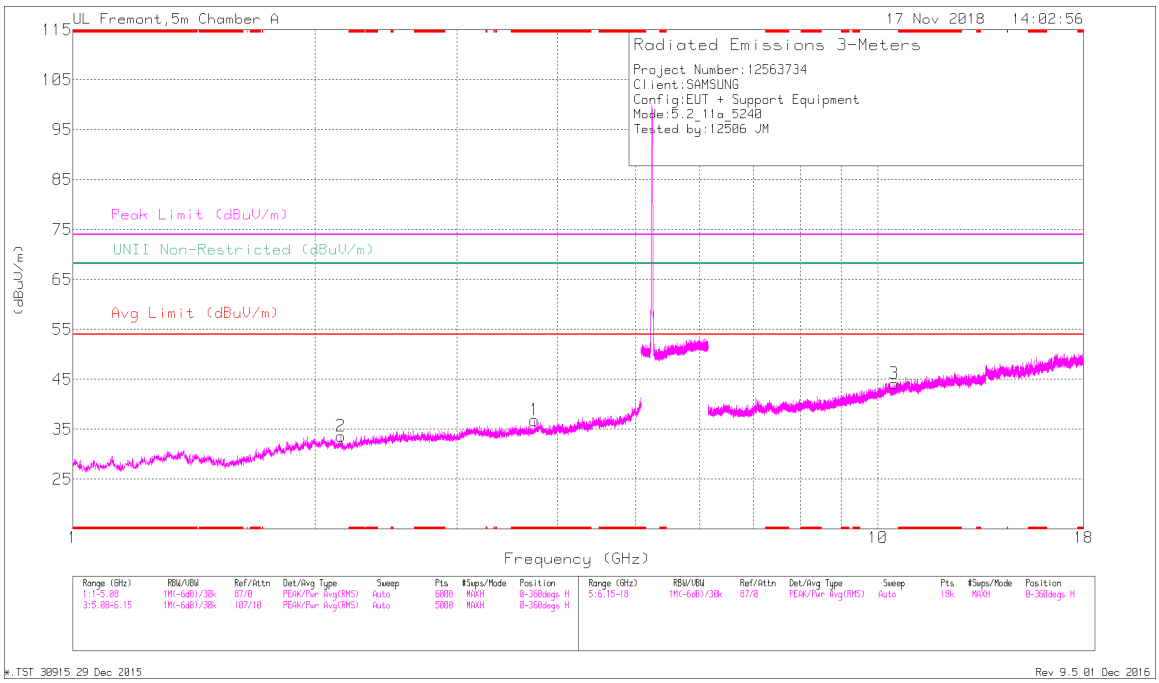

HORIZONTAL

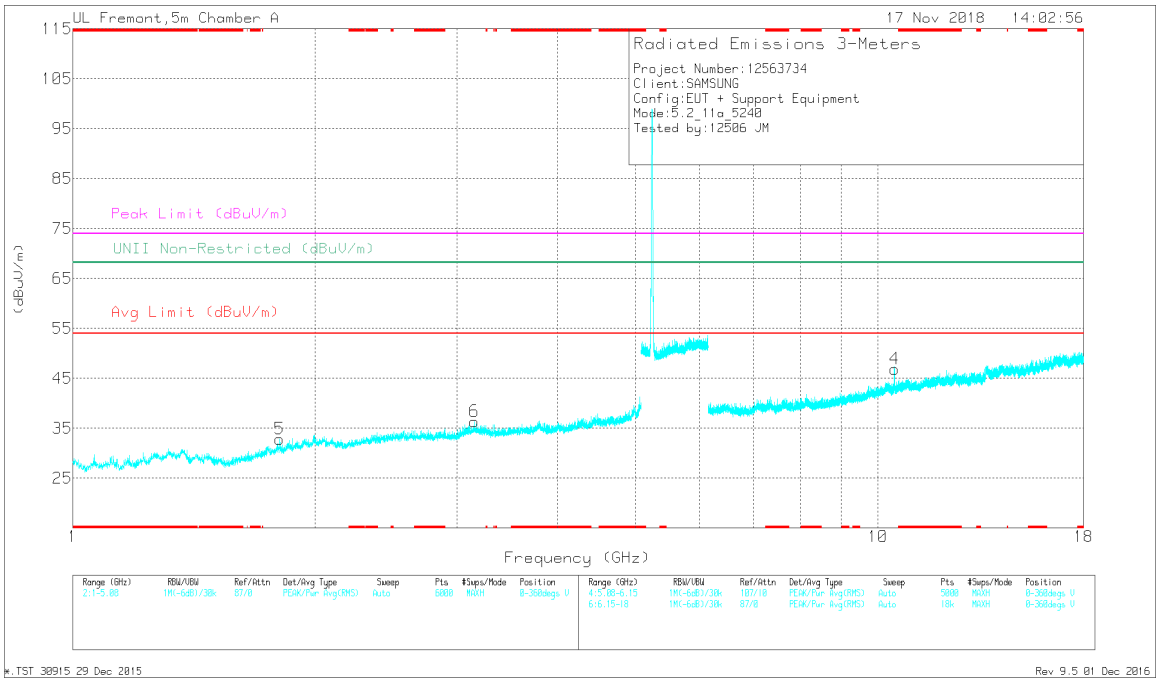

VERTICAL

UL VERIFICATION SERVICES INC.
47173 Benicia Street, Fremont, CA 94538; USA TEL:(510) 771-1000 FAX:(510) 661-0888
This report shall not be reproduced except in full, without the written approval of UL Verification Services Inc.

RADIATED EMISSIONS

Frequency (GHz)	Meter Reading (dBuV)	Det	AF T862 (dB/m)	Amp/Cbl/Fltr/Pad (dB)	DC Corr (dB)	Corrected Reading (dBuV/m)	Avg Limit (dBuV/m)	Margin (dB)	Peak Limit (dBuV/m)	PK Margin (dB)	UNII Non-Restricted (dBuV/m)	PK Margin (dB)	Azimuth (Degs)	Height (cm)	Polarity
* 3.744	36.62	PK-U	33.1	-28.3	0	41.42	-	-	74	-32.58	-	-	304	255	H
* 3.744	25.11	ADR	33.1	-28.3	.29	30.2	54	-23.8	-	-	-	-	304	255	H
1.808	39.21	PK-U	30.3	-31	0	38.51	-	-	-	-	68.2	-29.69	297	142	V
2.154	39.14	PK-U	31.1	-30.8	0	39.44	-	-	-	-	68.2	-28.76	299	153	H
3.155	37.24	PK-U	32.8	-28.3	0	41.74	-	-	-	-	68.2	-26.46	302	160	V
10.474	32.71	PK-U	37.6	-19.8	0	50.51	-	-	-	-	68.2	-17.69	55	127	H
10.481	36.39	PK-U	37.6	-19.8	0	54.19	-	-	-	-	68.2	-14.01	168	101	V

* - indicates frequency in CFR47 Pt 15 / IC RSS-Restricted Band
PK-U - U-NII: Maximum Peak
ADR - U-NII AD primary method, RMS average

UL VERIFICATION SERVICES INC.
47173 Benicia Street, Fremont, CA 94538; USA TEL:(510) 771-1000 FAX:(510) 661-0888
This report shall not be reproduced except in full, without the written approval of UL Verification Services Inc.

9.1.2. TX ABOVE 1 GHz 802.11n HT20 MODE IN THE 5.2 GHz BAND

2TX Antenna 1 + Antenna 2 CDD MODE

BANDEDGE (LOW CHANNEL)

HORIZONTAL RESULT

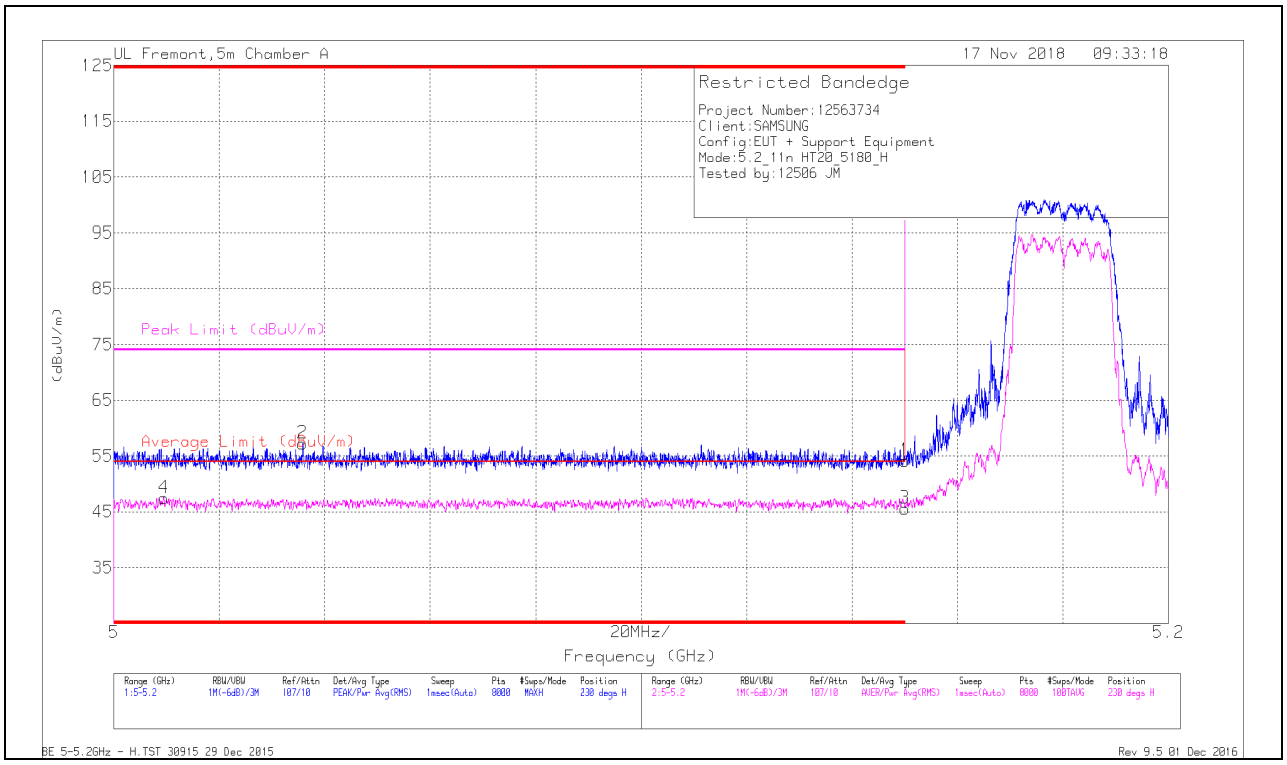

Marker	Frequency (GHz)	Meter Reading (dBuV)	Det	AF T862 (dB/m)	Amp/Cbl/Fltr/Pad (dB)	DC Corr (dB)	Corrected Reading (dBuV/m)	Average Limit (dBuV/m)	Margin (dB)	Peak Limit (dBuV/m)	PK Margin (dB)	Azimuth (Degs)	Height (cm)	Polarity
1	* 5.15	37.41	Pk	34.4	-17.7	0	54.11	-	-	74	-19.89	230	112	H
2	* 5.036	40.89	Pk	34.3	-17.9	0	57.29	-	-	74	-16.71	230	112	H
3	* 5.15	28.89	RMS	34.4	-17.7	.31	45.9	54	-8.1	-	-	230	112	H
4	* 5.009	31.17	RMS	34.3	-18	.31	47.78	54	-6.22	-	-	230	112	H

* - indicates frequency in CFR47 Pt 15 / IC RSS-Restricted Band
Pk - Peak detector
RMS - RMS detection

UL VERIFICATION SERVICES INC.
47173 Benicia Street, Fremont, CA 94538; USA TEL:(510) 771-1000 FAX:(510) 661-0888
This report shall not be reproduced except in full, without the written approval of UL Verification Services Inc.

VERTICAL RESULT

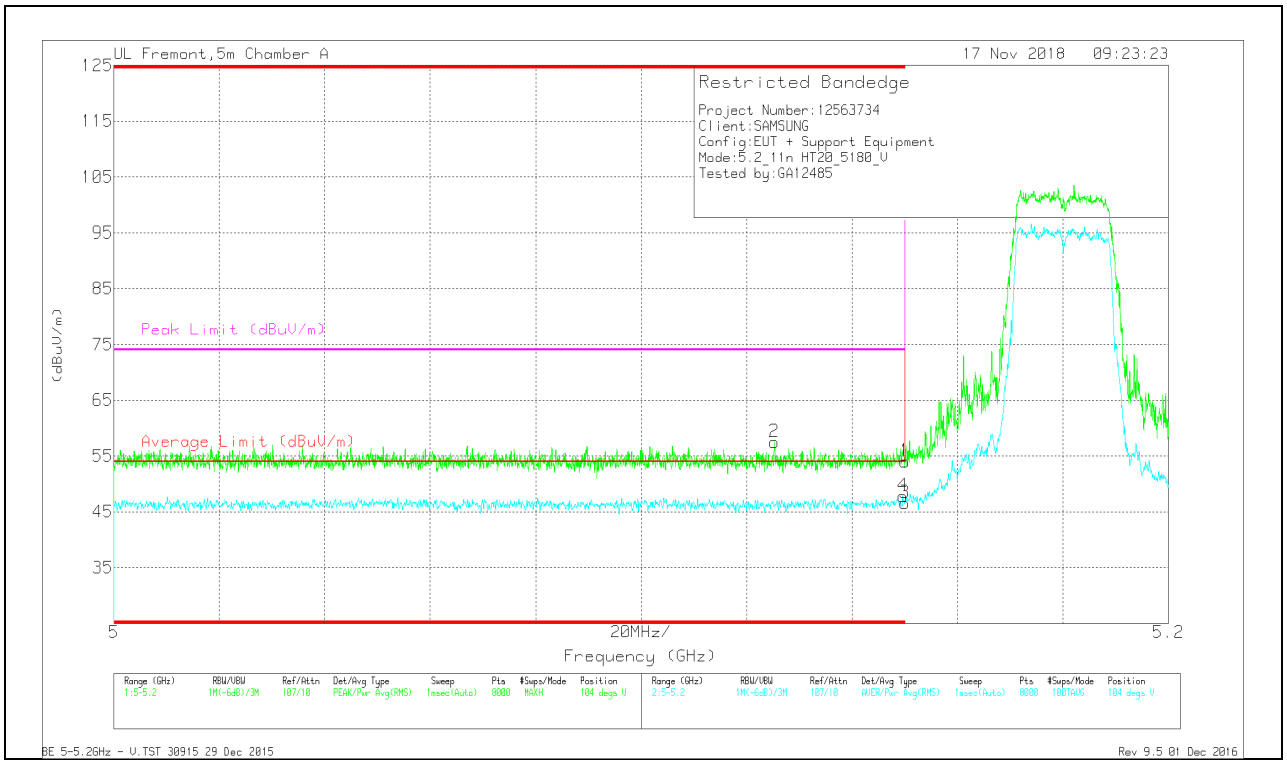

Marker	Frequency (GHz)	Meter Reading (dBuV)	Det	AF T862 (dB/m)	Amp/Cbl/Fltr/Pad (dB)	DC Corr (dB)	Corrected Reading (dBuV/m)	Average Limit (dBuV/m)	Margin (dB)	Peak Limit (dBuV/m)	PK Margin (dB)	Azimuth (Degs)	Height (cm)	Polarity
1	* 5.15	37.31	Pk	34.4	-17.7	0	54.01	-	-	74	-19.99	104	318	V
2	* 5.125	40.67	Pk	34.4	-17.6	0	57.47	-	-	74	-16.53	104	318	V
3	* 5.15	29.58	RMS	34.4	-17.7	.31	46.59	54	-7.41	-	-	104	318	V
4	* 5.15	30.78	RMS	34.4	-17.7	.31	47.79	54	-6.21	-	-	104	318	V

* - indicates frequency in CFR47 Pt 15 / IC RSS-Restricted Band
Pk - Peak detector
RMS - RMS detection

UL VERIFICATION SERVICES INC.
47173 Benicia Street, Fremont, CA 94538; USA TEL:(510) 771-1000 FAX:(510) 661-0888
This report shall not be reproduced except in full, without the written approval of UL Verification Services Inc.

HARMONICS AND SPURIOUS EMISSIONS

LOW CHANNEL RESULTS

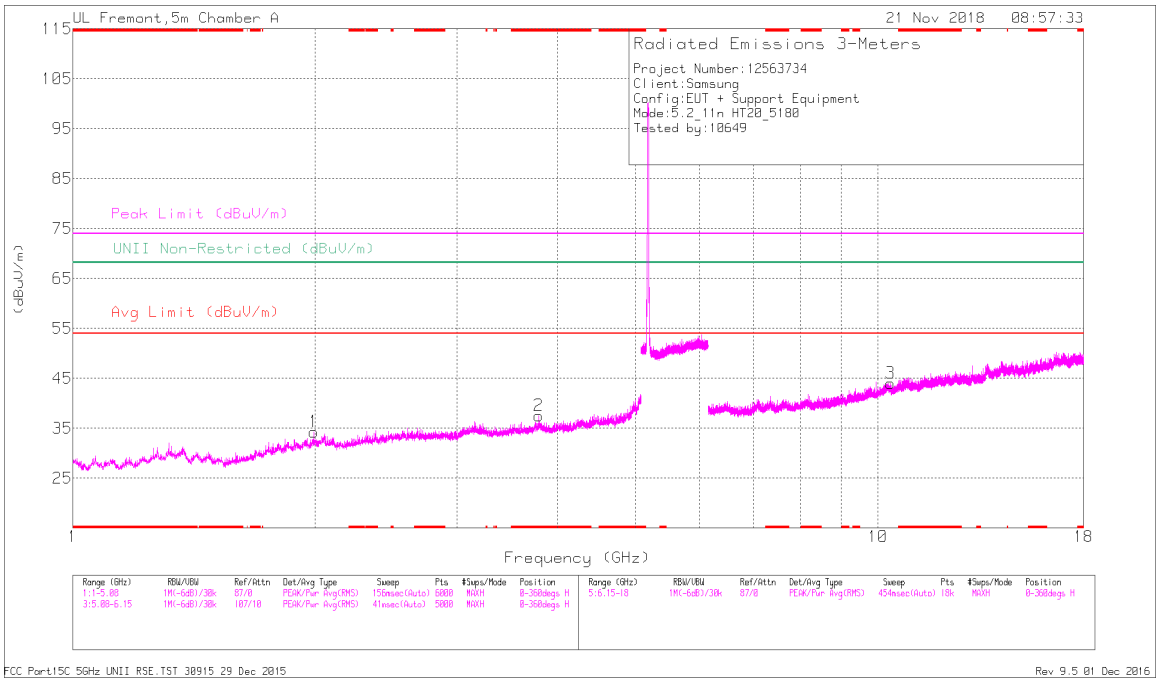

HORIZONTAL

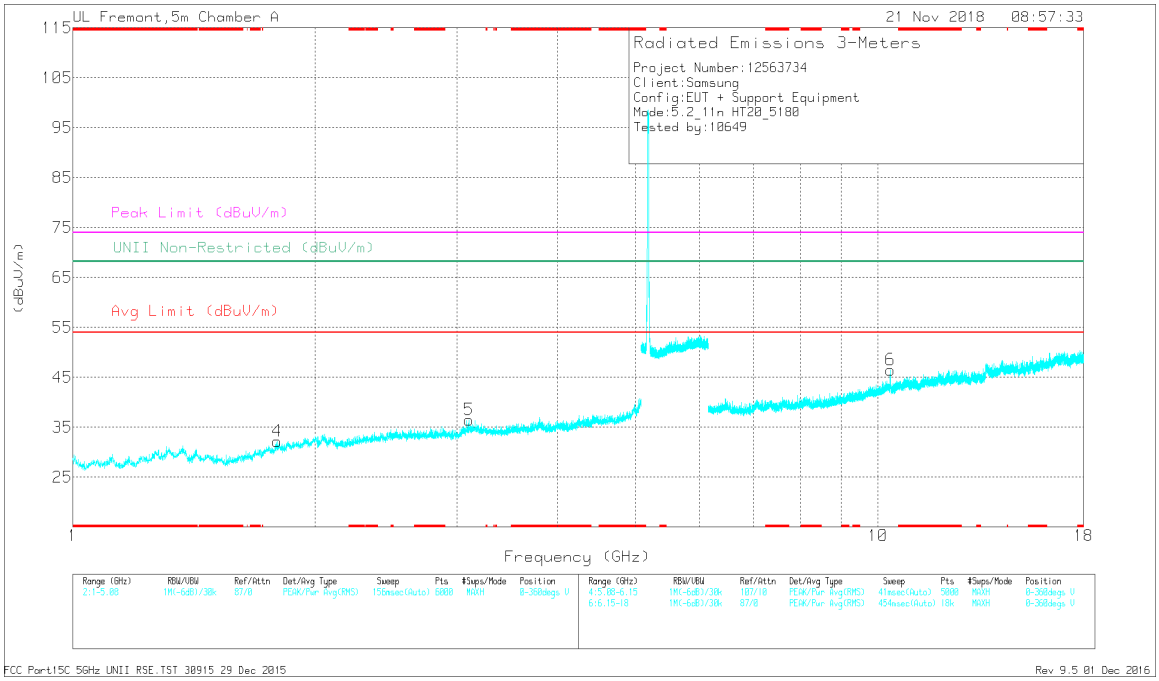

VERTICAL

UL VERIFICATION SERVICES INC.
47173 Benicia Street, Fremont, CA 94538; USA TEL:(510) 771-1000 FAX:(510) 661-0888

This report shall not be reproduced except in full, without the written approval of UL Verification Services Inc.

RADIATED EMISSIONS

Markers	Frequency (GHz)	Meter Reading (dBuV)	Det	AF T862 (dB/m)	Amp/Cbl/Fltr/Pad (dB)	DC Corr (dB)	Corrected Reading (dBuV/m)	Avg Limit (dBuV/m)	Margin (dB)	Peak Limit (dBuV/m)	PK Margin (dB)	UNII Non-Restricted (dBuV/m)	PK Margin (dB)	Azimuth (Degs)	Height (cm)	Polarity
2	* 3.794	37.42	PK-U	33.2	-27.5	0	43.12	-	-	74	-30.88	-	-	270	137	H
	* 3.791	25.74	ADR	33.2	-27.5	.31	31.75	54	-22.25	-	-	-	-	270	137	H
4	1.794	38.91	PK-U	30.1	-30.9	0	38.11	-	-	-	-	68.2	-30.09	191	253	V
1	1.993	39.23	PK-U	31.4	-30.7	0	39.93	-	-	-	-	68.2	-28.27	228	153	H
5	3.103	36.9	PK-U	32.9	-28.4	0	41.4	-	-	-	-	68.2	-26.8	217	303	V
6	10.353	35.32	PK-U	37.5	-19.5	0	53.32	-	-	-	-	68.2	-14.88	73	110	V
3	10.357	32.83	PK-U	37.5	-19.5	0	50.83	-	-	-	-	68.2	-17.37	323	113	H

* - indicates frequency in CFR47 Pt 15 / IC RSS-Restricted Band
PK-U - U-NII: Maximum Peak
ADR - U-NII AD primary method, RMS average

UL VERIFICATION SERVICES INC.
47173 Benicia Street, Fremont, CA 94538; USA TEL:(510) 771-1000 FAX:(510) 661-0888
This report shall not be reproduced except in full, without the written approval of UL Verification Services Inc.

MID CHANNEL RESULTS

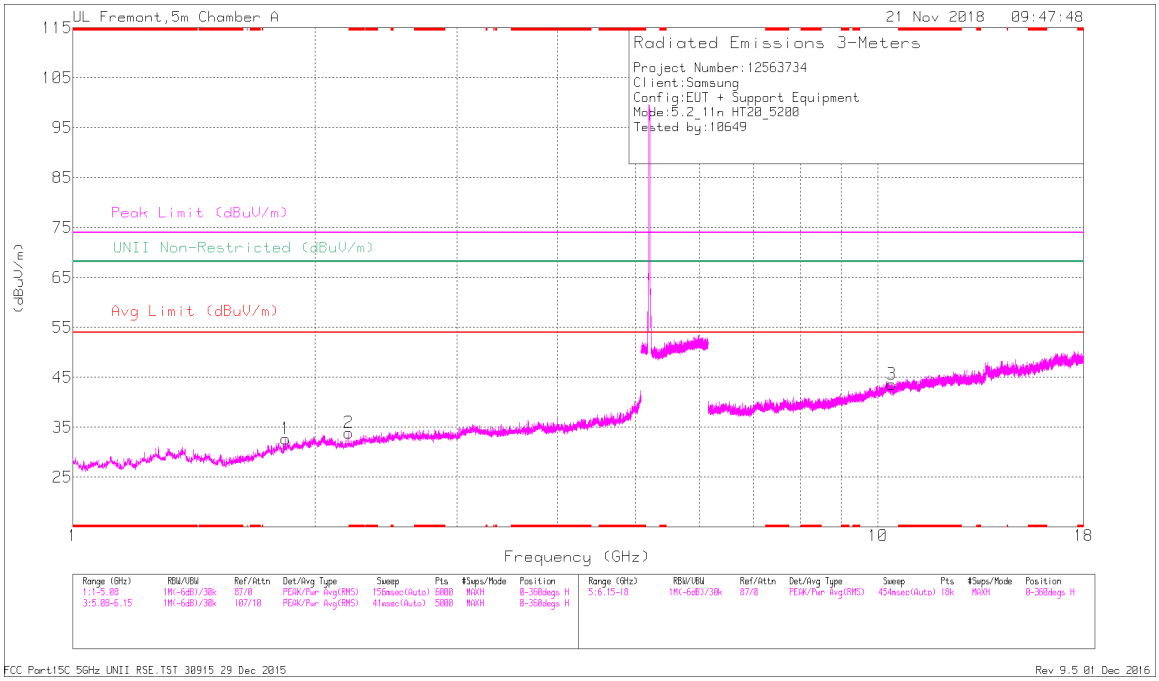

HORIZONTAL

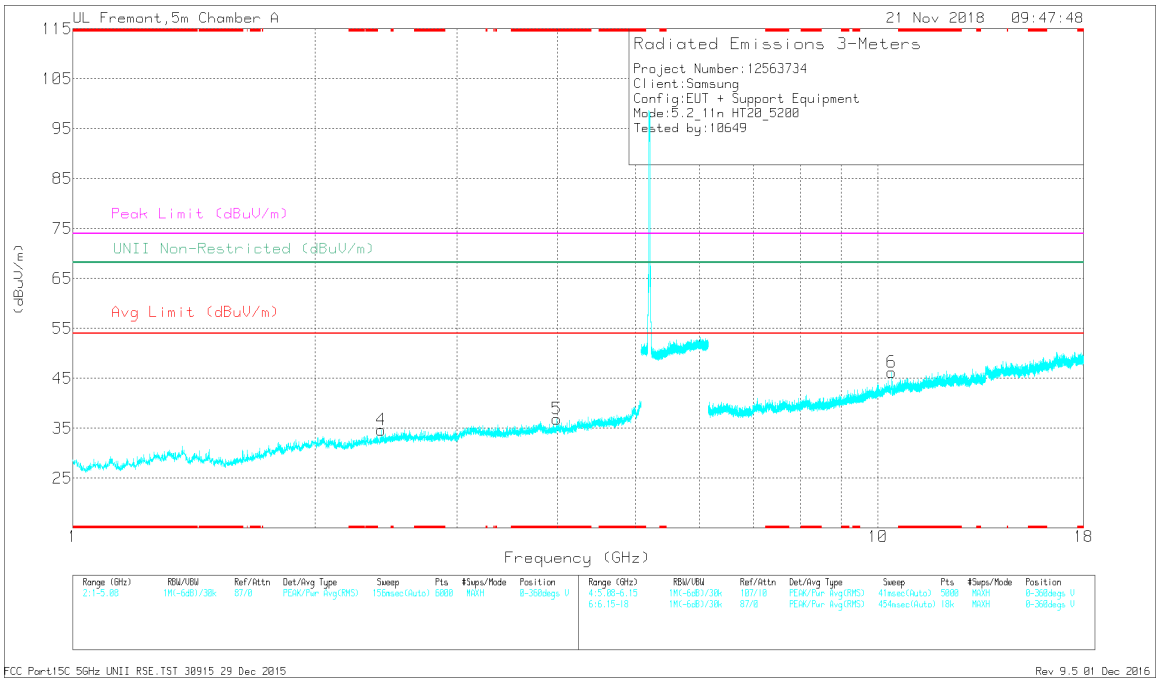

VERTICAL

UL VERIFICATION SERVICES INC.
47173 Benicia Street, Fremont, CA 94538; USA TEL:(510) 771-1000 FAX:(510) 661-0888
This report shall not be reproduced except in full, without the written approval of UL Verification Services Inc.

RADIATED EMISSIONS

Markers	Frequency (GHz)	Meter Reading (dBuV)	Det	AF T862 (dB/m)	Amp/Cbl/Fltr/Pad (dB)	DC Corr (dB)	Corrected Reading (dBuV/m)	Avg Limit (dBuV/m)	Margin (dB)	Peak Limit (dBuV/m)	PK Margin (dB)	UNII Non-Restricted (dBuV/m)	PK Margin (dB)	Azimuth (Degs)	Height (cm)	Polarity
2	* 2.215	38.83	PK-U	31.2	-30.9	0	39.13	-	-	74	-34.87	-	-	29	129	H
	* 2.239	26.8	ADR	31.4	-31	.31	27.51	54	-26.49	-	-	-	-	29	129	H
5	* 3.991	36.13	PK-U	33.3	-27.7	0	41.73	-	-	74	-32.27	-	-	303	185	V
	* 3.992	25.09	ADR	33.4	-27.7	.31	31.1	54	-22.9	-	-	-	-	303	185	V
1	1.837	38.82	PK-U	30.7	-31.3	0	38.22	-	-	-	-	68.2	-29.98	187	180	H
4	2.414	38.59	PK-U	31.9	-30.3	0	40.19	-	-	-	-	68.2	-28.01	321	207	V
6	10.399	32.74	PK-U	37.6	-19.9	0	50.44	-	-	-	-	68.2	-17.76	339	106	H
3	10.4	33.35	PK-U	37.6	-19.9	0	51.05	-	-	-	-	68.2	-17.15	267	122	V

* - indicates frequency in CFR47 Pt 15 / IC RSS-Restricted Band
PK-U - U-NII: Maximum Peak
ADR - U-NII AD primary method, RMS average

UL VERIFICATION SERVICES INC.
47173 Benicia Street, Fremont, CA 94538; USA TEL:(510) 771-1000 FAX:(510) 661-0888
This report shall not be reproduced except in full, without the written approval of UL Verification Services Inc.

HIGH CHANNEL RESULTS

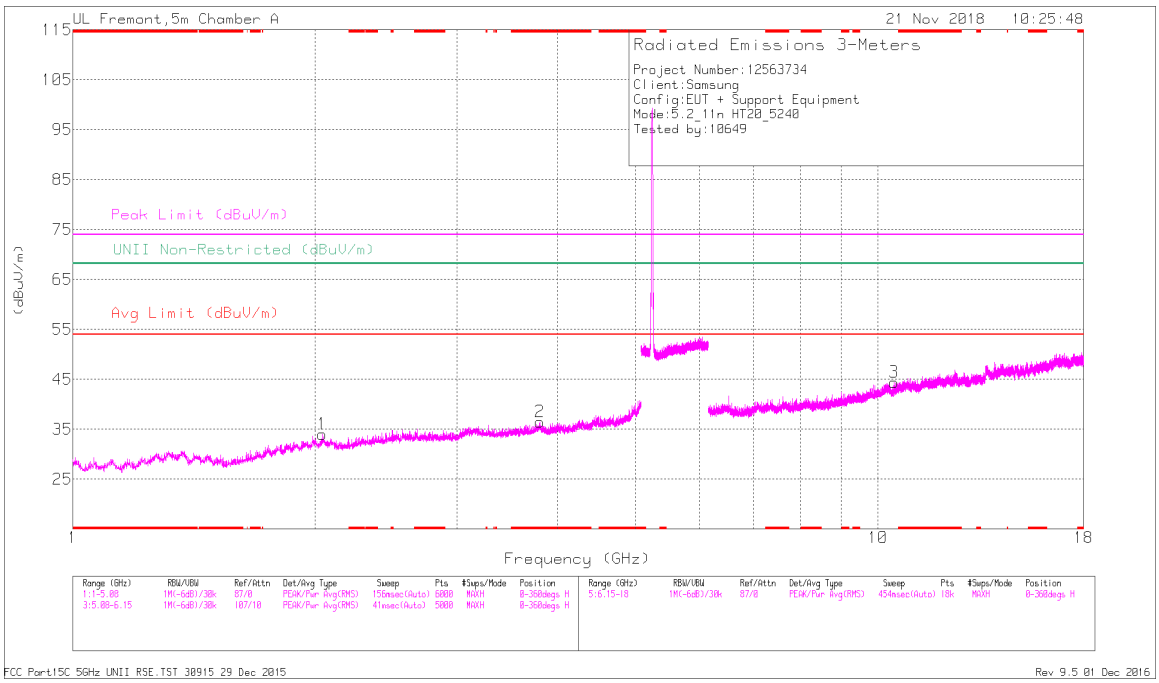

HORIZONTAL

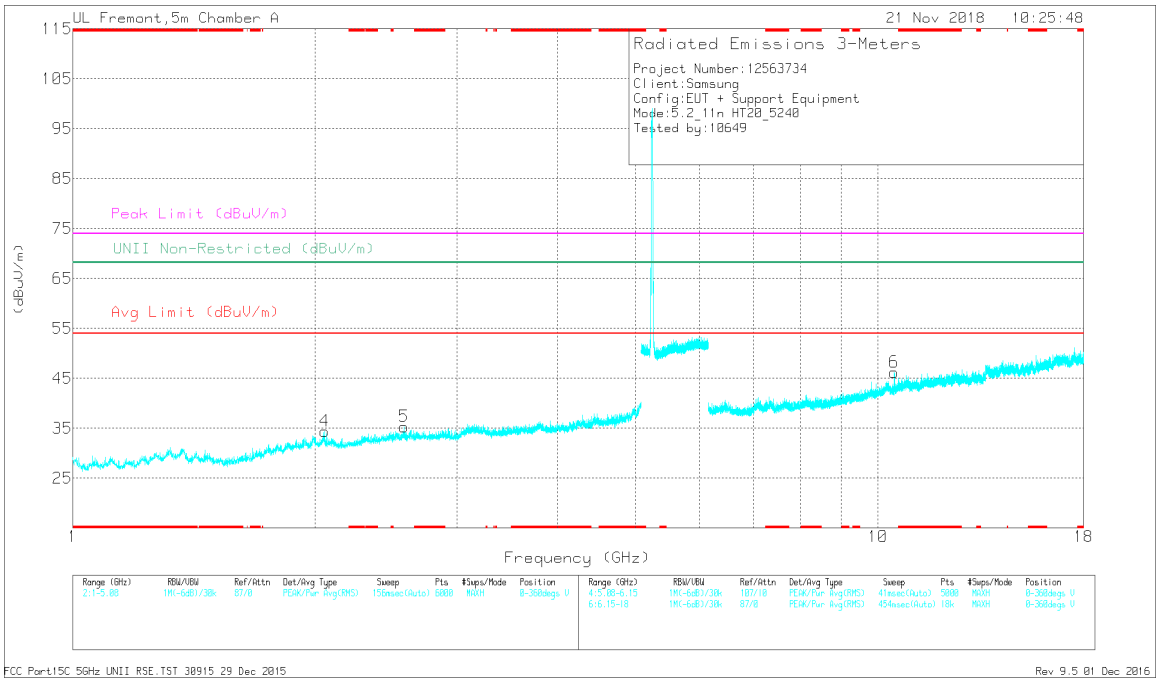

VERTICAL

UL VERIFICATION SERVICES INC.
47173 Benicia Street, Fremont, CA 94538; USA TEL:(510) 771-1000 FAX:(510) 661-0888
This report shall not be reproduced except in full, without the written approval of UL Verification Services Inc.

RADIATED EMISSIONS

Markers	Frequency (GHz)	Meter Reading (dBuV)	Det	AF T862 (dB/m)	Amp/Cbl/Fltr/Pad (dB)	DC Corr (dB)	Corrected Reading (dBuV/m)	Avg Limit (dBuV/m)	Margin (dB)	Peak Limit (dBuV/m)	PK Margin (dB)	UNII Non-Restricted (dBuV/m)	PK Margin (dB)	Azimuth (Degs)	Height (cm)	Polarity
2	* 3.806	36.81	PK-U	33.2	-27.5	0	42.51	-	-	74	-31.49	-	-	324	257	H
	* 3.806	25.99	ADR	33.2	-27.5	.31	32	54	-22	-	-	-	-	324	257	H
1	2.04	38.77	PK-U	31.4	-30	0	40.17	-	-	-	-	68.2	-28.03	215	183	H
4	2.053	38.8	PK-U	31.4	-30.1	0	40.1	-	-	-	-	68.2	-28.1	244	220	V
5	2.577	38.79	PK-U	32.4	-29.9	0	41.29	-	-	-	-	68.2	-26.91	271	170	V
6	10.475	35.68	PK-U	37.6	-19.8	0	53.48	-	-	-	-	68.2	-14.72	75	103	V
2	10.479	33.29	PK-U	37.6	-19.8	0	51.09	-	-	-	-	68.2	-17.11	61	102	H

* - indicates frequency in CFR47 Pt 15 / IC RSS-Restricted Band
PK-U - U-NII: Maximum Peak
ADR - U-NII AD primary method, RMS average

UL VERIFICATION SERVICES INC.
47173 Benicia Street, Fremont, CA 94538; USA TEL:(510) 771-1000 FAX:(510) 661-0888
This report shall not be reproduced except in full, without the written approval of UL Verification Services Inc.

9.1.3. TX ABOVE 1 GHz 802.11n HT40 MODE IN THE 5.2 GHz BAND

2TX Antenna 1 + Antenna 2 CDD MODE

BANDEDGE (LOW CHANNEL)

HORIZONTAL RESULT

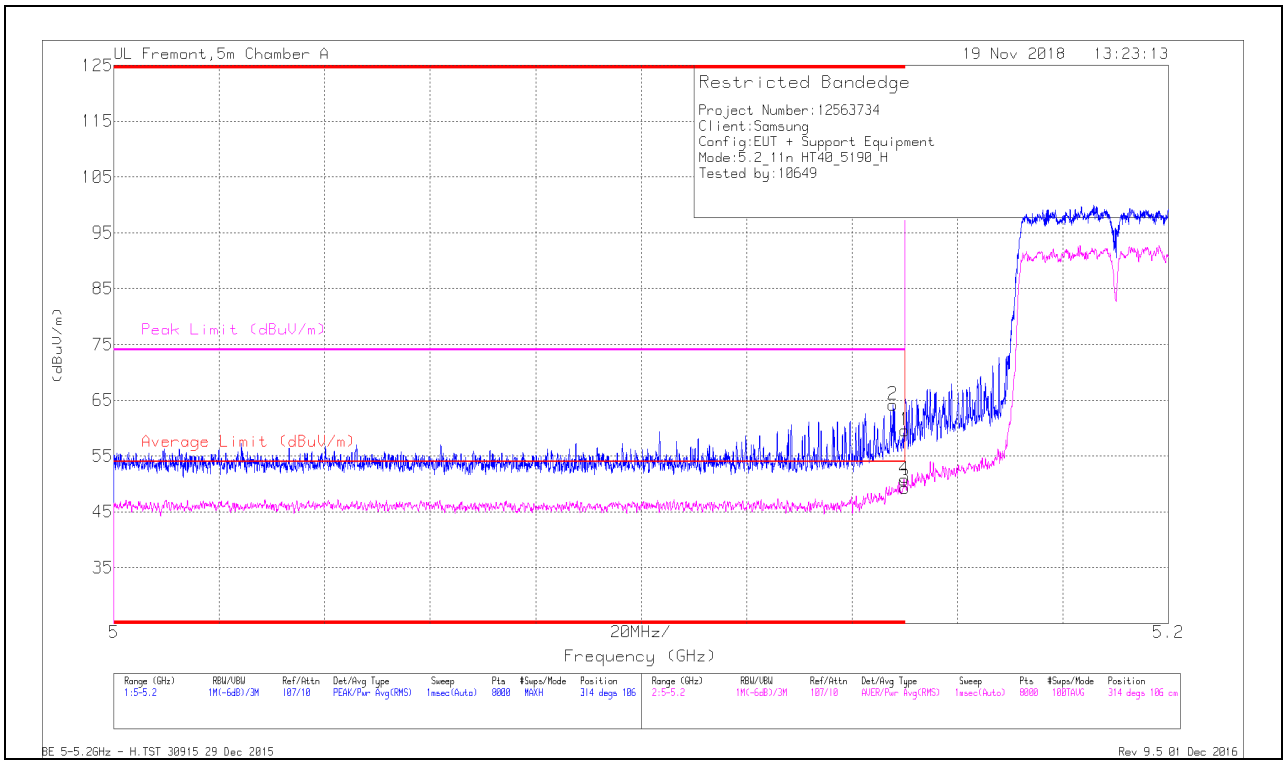

Marker	Frequency (GHz)	Meter Reading (dBuV)	Det	AF T862 (dB/m)	Amp/Cbl/Fltr/Pad (dB)	DC Corr (dB)	Corrected Reading (dBuV/m)	Average Limit (dBuV/m)	Margin (dB)	Peak Limit (dBuV/m)	PK Margin (dB)	Azimuth (Degs)	Height (cm)	Polarity
1	* 5.15	42.95	Pk	34.4	-17.7	0	59.65	-	-	74	-14.35	314	106	H
2	* 5.148	47.52	Pk	34.4	-17.7	0	64.22	-	-	74	-9.78	314	106	H
3	* 5.15	32.66	RMS	34.4	-17.7	.6	49.96	54	-4.04	-	-	314	106	H
4	* 5.15	34.13	RMS	34.4	-17.7	.6	51.43	54	-2.67	-	-	314	106	H

* - indicates frequency in CFR47 Pt 15 / IC RSS-Restricted Band
Pk - Peak detector
RMS - RMS detection

UL VERIFICATION SERVICES INC.
47173 Benicia Street, Fremont, CA 94538; USA TEL:(510) 771-1000 FAX:(510) 661-0888
This report shall not be reproduced except in full, without the written approval of UL Verification Services Inc.

VERTICAL RESULT

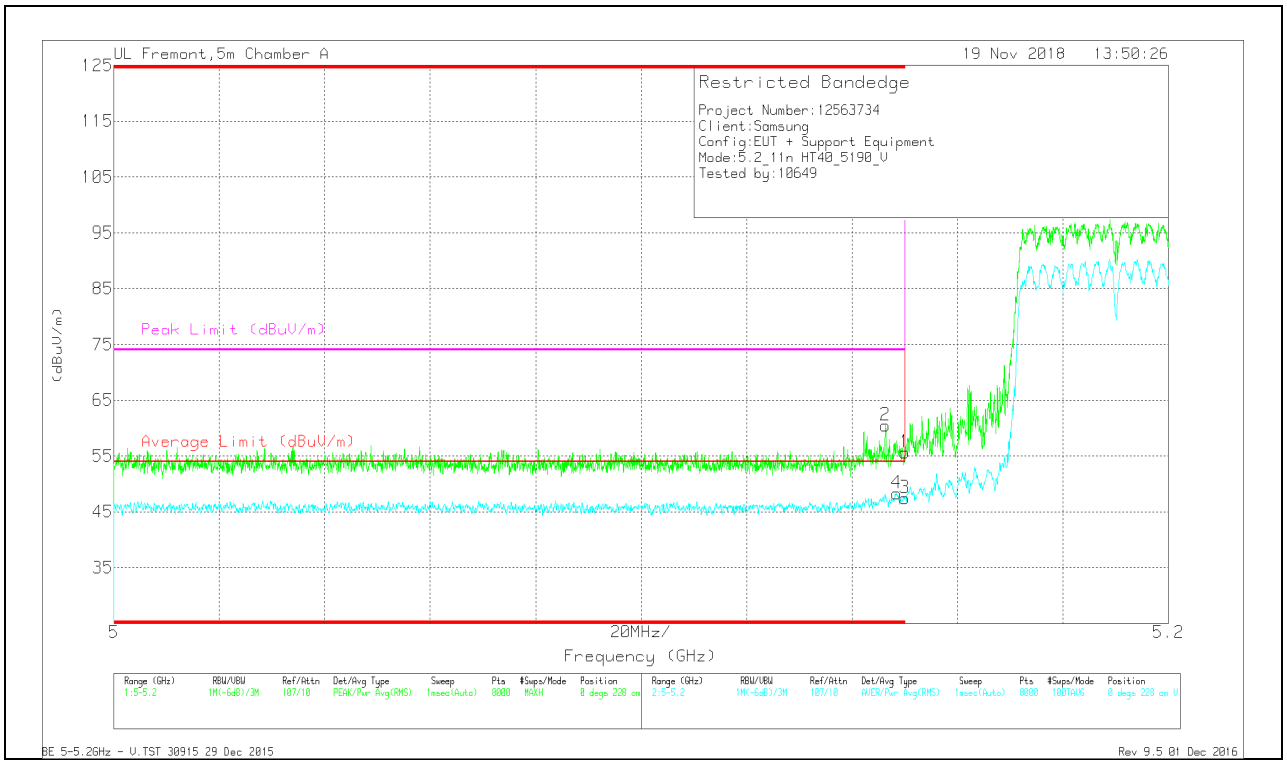

Marker	Frequency (GHz)	Meter Reading (dBuV)	Det	AF T862 (dB/m)	Amp/Cbl/Fltr/Pad (dB)	DC Corr (dB)	Corrected Reading (dBuV/m)	Average Limit (dBuV/m)	Margin (dB)	Peak Limit (dBuV/m)	PK Margin (dB)	Azimuth (Degs)	Height (cm)	Polarity
1	* 5.15	38.96	Pk	34.4	-17.7	0	55.66	-	-	74	-18.34	0	228	V
2	* 5.146	43.73	Pk	34.4	-17.7	0	60.43	-	-	74	-13.57	0	228	V
3	* 5.15	30.77	RMS	34.4	-17.7	.6	48.07	54	-4.93	-	-	0	228	V
4	* 5.148	31.56	RMS	34.4	-17.7	.6	48.86	54	-5.14	-	-	0	228	V

* - indicates frequency in CFR47 Pt 15 / IC RSS-Restricted Band
Pk - Peak detector
RMS - RMS detection

UL VERIFICATION SERVICES INC.
47173 Benicia Street, Fremont, CA 94538; USA TEL:(510) 771-1000 FAX:(510) 661-0888
This report shall not be reproduced except in full, without the written approval of UL Verification Services Inc.

HARMONICS AND SPURIOUS EMISSIONS

LOW CHANNEL RESULTS

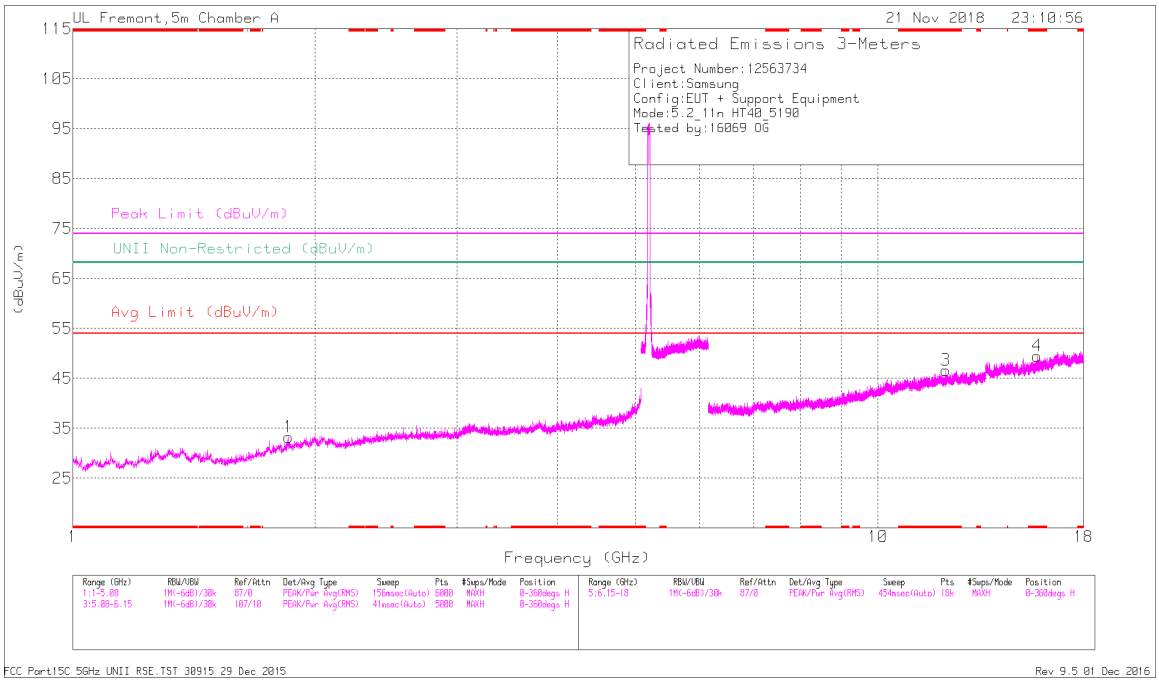

HORIZONTAL

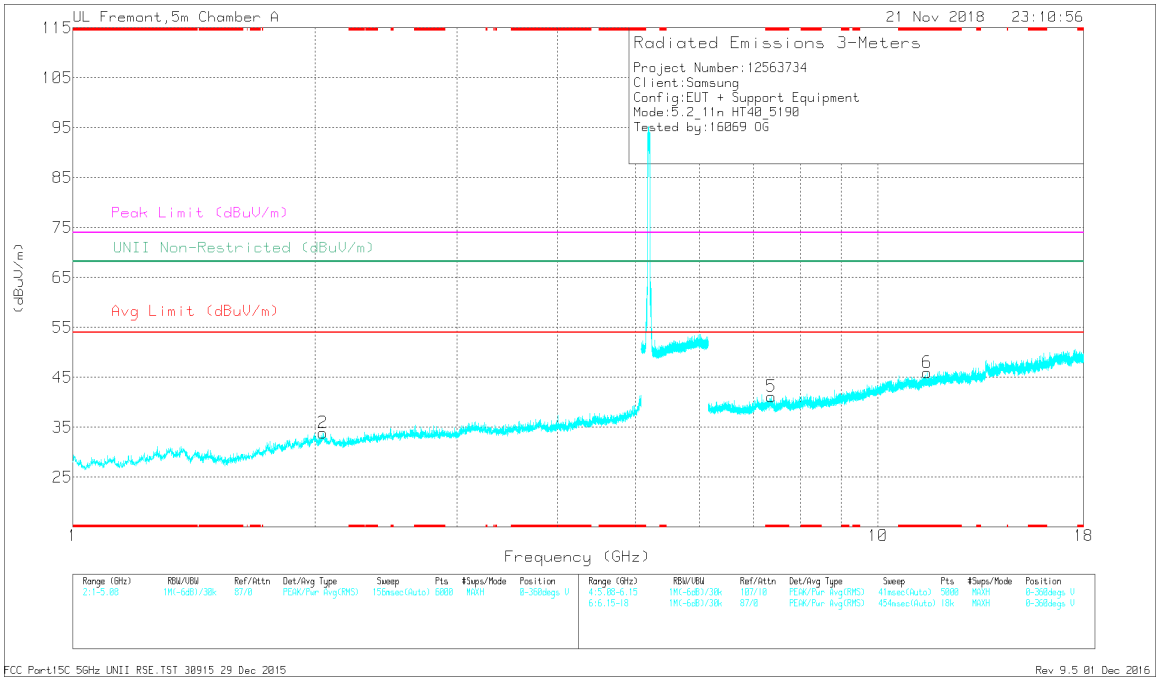

VERTICAL

UL VERIFICATION SERVICES INC.
47173 Benicia Street, Fremont, CA 94538; USA TEL:(510) 771-1000 FAX:(510) 661-0888

This report shall not be reproduced except in full, without the written approval of UL Verification Services Inc.

RADIATED EMISSIONS

Frequency (GHz)	Meter Reading (dBuV)	Det	AF T862 (dB/m)	Amp/Cbl/Fltr/Pad (dB)	DC Corr (dB)	Corrected Reading (dBuV/m)	Avg Limit (dBuV/m)	Margin (dB)	Peak Limit (dBuV/m)	PK Margin (dB)	UNII Non-Restricted (dBuV/m)	PK Margin (dB)	Azimuth (Degs)	Height (cm)	Polarity
* 12.132	31.38	PK-U	39	-19	0	51.38	-	-	74	-22.62	-	-	326	257	H
* 12.135	19.35	ADR	39	-19	.6	39.95	54	-14.05	-	-	-	-	326	257	H
* 15.762	31.78	PK-U	40.2	-18	0	53.98	-	-	74	-20.02	-	-	121	377	H
* 15.762	20.32	ADR	40.2	-18	.6	43.12	54	-10.88	-	-	-	-	121	377	H
* 7.366	32.48	PK-U	35.7	-21.8	0	46.38	-	-	74	-27.62	-	-	297	125	V
* 7.368	20.81	ADR	35.7	-21.8	.6	35.31	54	-18.69	-	-	-	-	297	125	V
* 11.513	30.63	PK-U	38.3	-18.9	0	50.03	-	-	74	-23.97	-	-	358	241	V
* 11.515	19.64	ADR	38.3	-18.9	.6	39.64	54	-14.36	-	-	-	-	358	241	V
1.853	39.82	PK-U	30.9	-31.5	0	39.22	-	-	-	-	68.2	-28.98	30	132	H
2.045	38.91	PK-U	31.4	-30	0	40.31	-	-	-	-	68.2	-27.89	348	175	V

* - indicates frequency in CFR47 Pt 15 / IC RSS-Restricted Band
PK-U - U-NII: Maximum Peak
ADR - U-NII AD primary method, RMS average

UL VERIFICATION SERVICES INC.
47173 Benicia Street, Fremont, CA 94538; USA TEL:(510) 771-1000 FAX:(510) 661-0888
This report shall not be reproduced except in full, without the written approval of UL Verification Services Inc.

HIGH CHANNEL RESULTS

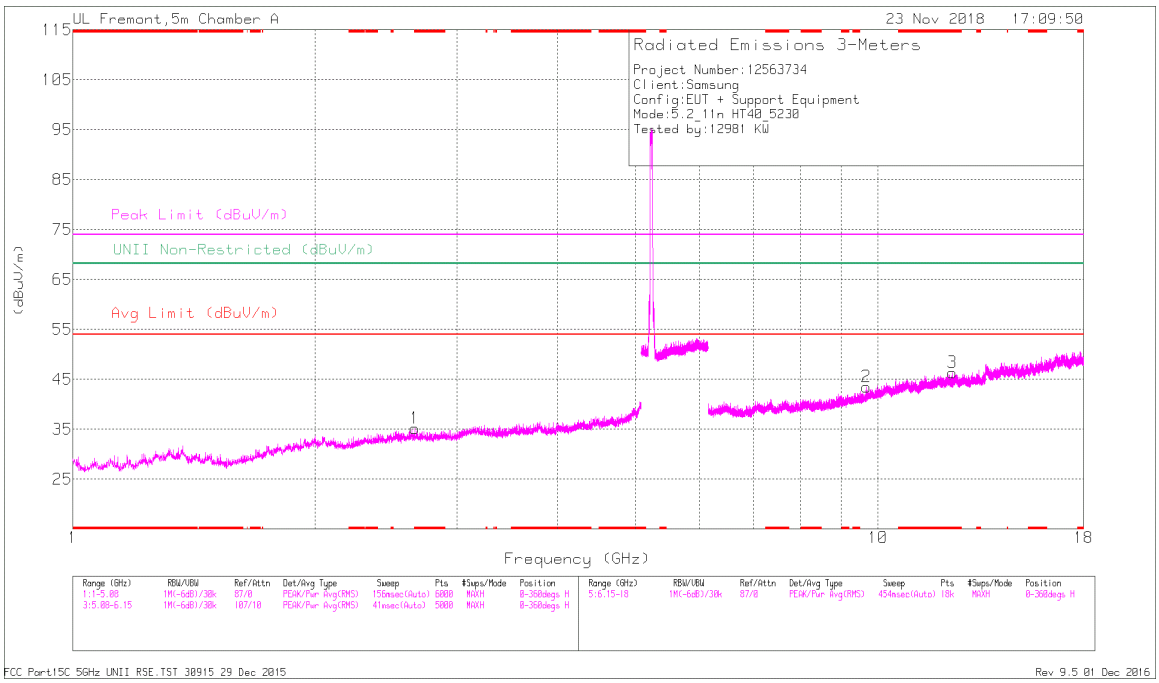

HORIZONTAL

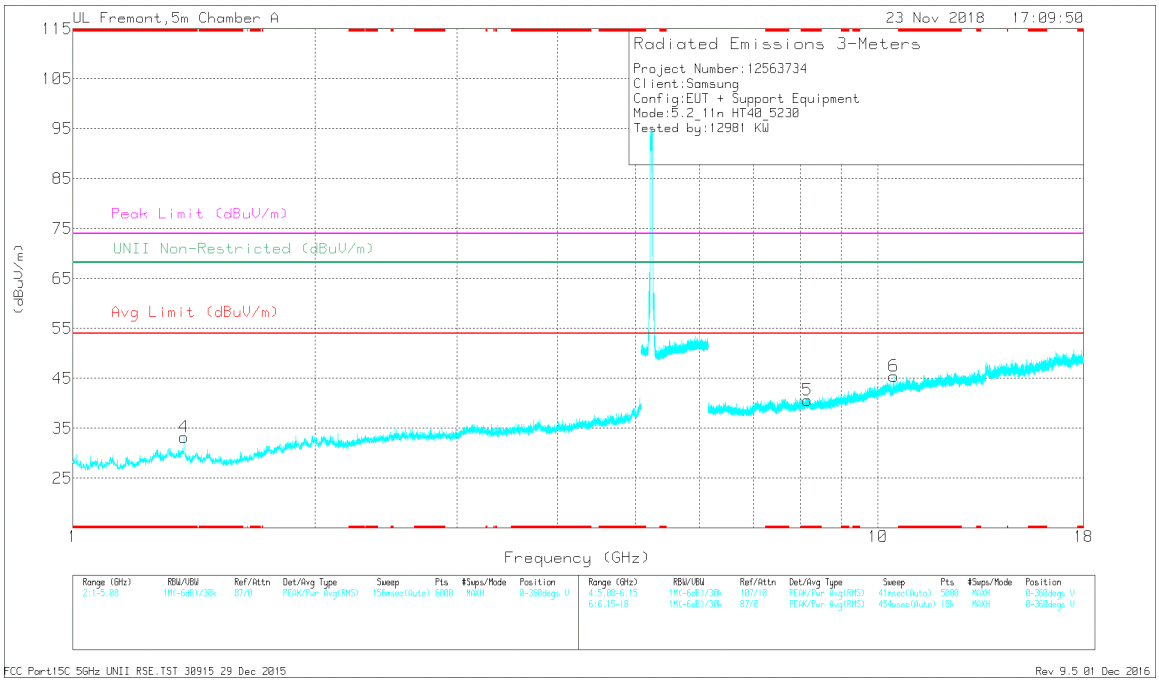

VERTICAL

UL VERIFICATION SERVICES INC.
47173 Benicia Street, Fremont, CA 94538; USA TEL:(510) 771-1000 FAX:(510) 661-0888
This report shall not be reproduced except in full, without the written approval of UL Verification Services Inc.

RADIATED EMISSIONS

Frequency (GHz)	Meter Reading (dBuV)	Det	AF T862 (dB/m)	Amp/Cbl/Fltr/Pad (dB)	DC Corr (dB)	Corrected Reading (dBuV/m)	Avg Limit (dBuV/m)	Margin (dB)	Peak Limit (dBuV/m)	PK Margin (dB)	UNII Non-Restricted (dBuV/m)	PK Margin (dB)	Azimuth (Degs)	Height (cm)	Polarity
* 2.658	38.4	PK-U	32.5	-30.2	0	40.7	-	-	74	-33.3	-	-	288	128	H
* 2.659	26.93	ADR	32.5	-30.2	.6	29.83	54	-24.17	-	-	-	-	288	128	H
* 1.375	39.63	PK-U	29.1	-31.2	0	37.53	-	-	74	-36.47	-	-	244	175	V
* 1.374	28.36	ADR	29.1	-31.2	.6	26.86	54	-27.14	-	-	-	-	244	175	V
* 12.376	31.94	PK-U	38.9	-19	0	51.84	-	-	74	-22.16	-	-	247	205	H
* 12.377	20.53	ADR	38.9	-19	.6	41.03	54	-12.97	-	-	-	-	247	205	H
* 8.172	33.03	PK-U	35.8	-21.9	0	46.93	-	-	74	-27.07	-	-	269	161	V
* 8.175	21.75	ADR	35.8	-21.9	.6	36.25	54	-17.75	-	-	-	-	269	161	V
9.679	32.24	PK-U	36.8	-20.5	0	48.54	-	-	-	-	68.2	-19.66	175	116	H
10.459	31.89	PK-U	37.6	-19.7	0	49.79	-	-	-	-	68.2	-18.41	145	161	V

* - indicates frequency in CFR47 Pt 15 / IC RSS-Restricted Band
PK-U - U-NII: Maximum Peak
ADR - U-NII AD primary method, RMS average

UL VERIFICATION SERVICES INC.
47173 Benicia Street, Fremont, CA 94538; USA TEL:(510) 771-1000 FAX:(510) 661-0888
This report shall not be reproduced except in full, without the written approval of UL Verification Services Inc.

9.1.4. TX ABOVE 1 GHz 802.11ac VHT80 MODE IN THE 5.2 GHz BAND

2TX Antenna 1 + Antenna 2 CDD MODE

BANDEDGE (MID CHANNEL)

HORIZONTAL RESULT

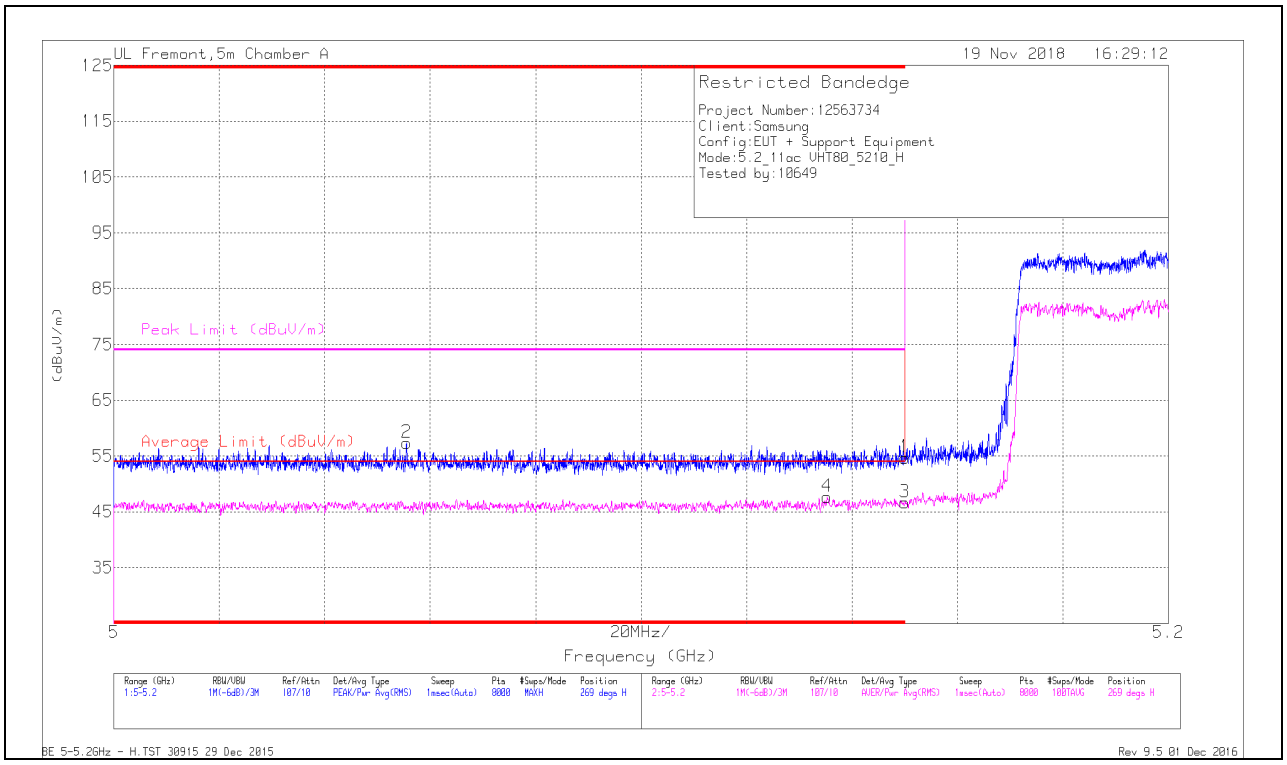

Marker	Frequency (GHz)	Meter Reading (dBuV)	Det	AF T862 (dB/m)	Amp/Cbl/Fltr/Pad (dB)	DC Corr (dB)	Corrected Reading (dBuV/m)	Average Limit (dBuV/m)	Margin (dB)	Peak Limit (dBuV/m)	PK Margin (dB)	Azimuth (Degs)	Height (cm)	Polarity
1	* 5.15	38	Pk	34.4	-17.7	0	54.7	-	-	74	-19.3	269	125	H
2	* 5.056	40.75	Pk	34.4	-17.8	0	57.35	-	-	74	-16.65	269	125	H
3	* 5.15	30.02	RMS	34.4	-17.7	1.95	48.67	54	-5.33	-	-	269	125	H
4	* 5.135	30.9	RMS	34.4	-17.6	1.95	49.65	54	-4.35	-	-	269	125	H

* - indicates frequency in CFR47 Pt 15 / IC RSS-Restricted Band
Pk - Peak detector
RMS - RMS detection

UL VERIFICATION SERVICES INC.
47173 Benicia Street, Fremont, CA 94538; USA TEL:(510) 771-1000 FAX:(510) 661-0888
This report shall not be reproduced except in full, without the written approval of UL Verification Services Inc.

VERTICAL RESULT

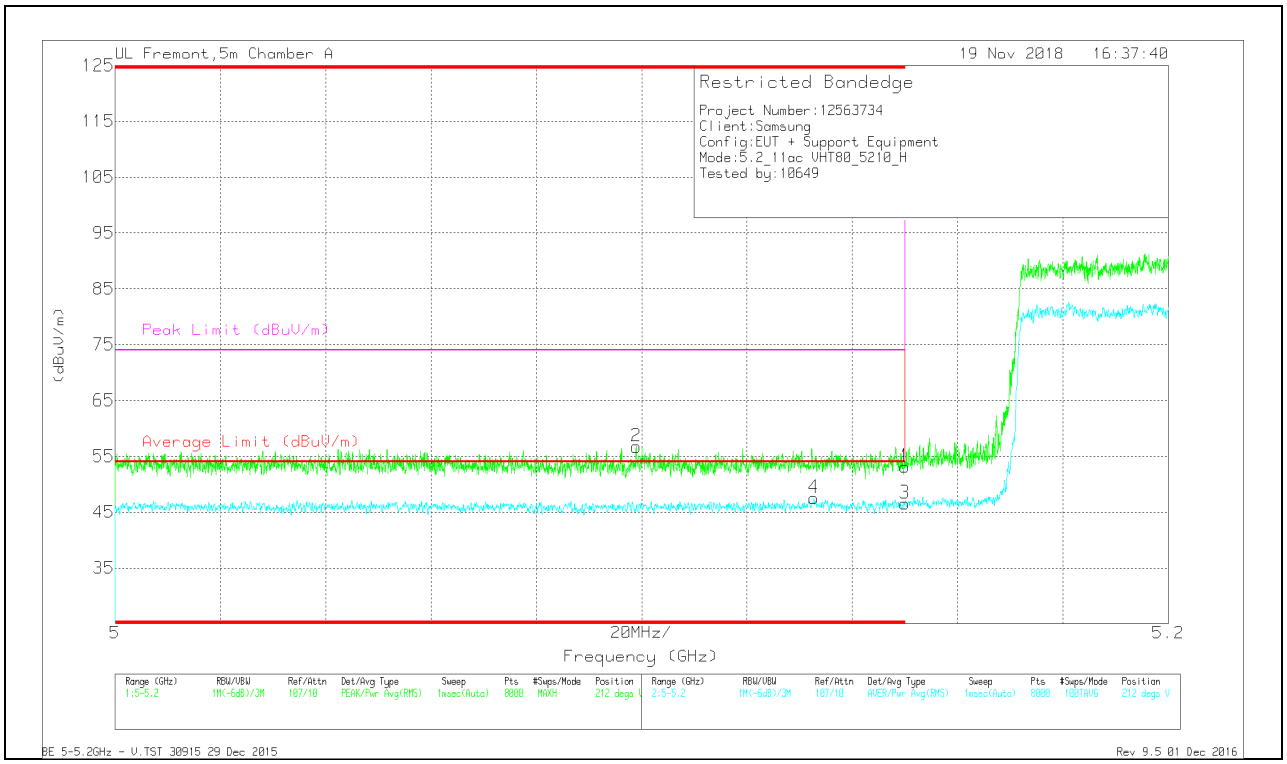

Marker	Frequency (GHz)	Meter Reading (dBuV)	Det	AF T862 (dB/m)	Amp/Cbl/Fltr/Pad (dB)	DC Corr (dB)	Corrected Reading (dBuV/m)	Average Limit (dBuV/m)	Margin (dB)	Peak Limit (dBuV/m)	PK Margin (dB)	Azimuth (Degs)	Height (cm)	Polarity
2	* 5.099	39.95	Pk	34.4	-17.6	0	56.75	-	-	74	-17.25	212	113	V
4	* 5.133	30.85	RMS	34.4	-17.7	1.95	49.50	54	-4.5	-	-	212	113	V
1	* 5.15	36.45	Pk	34.4	-17.7	0	53.15	-	-	74	-20.85	212	113	V
3	* 5.15	29.86	RMS	34.4	-17.7	1.95	48.51	54	-5.49	-	-	212	113	V

* - indicates frequency in CFR47 Pt 15 / IC RSS-Restricted Band
Pk - Peak detector
RMS - RMS detection

UL VERIFICATION SERVICES INC.
47173 Benicia Street, Fremont, CA 94538; USA TEL:(510) 771-1000 FAX:(510) 661-0888
This report shall not be reproduced except in full, without the written approval of UL Verification Services Inc.

HARMONICS AND SPURIOUS EMISSIONS

MID CHANNEL RESULTS

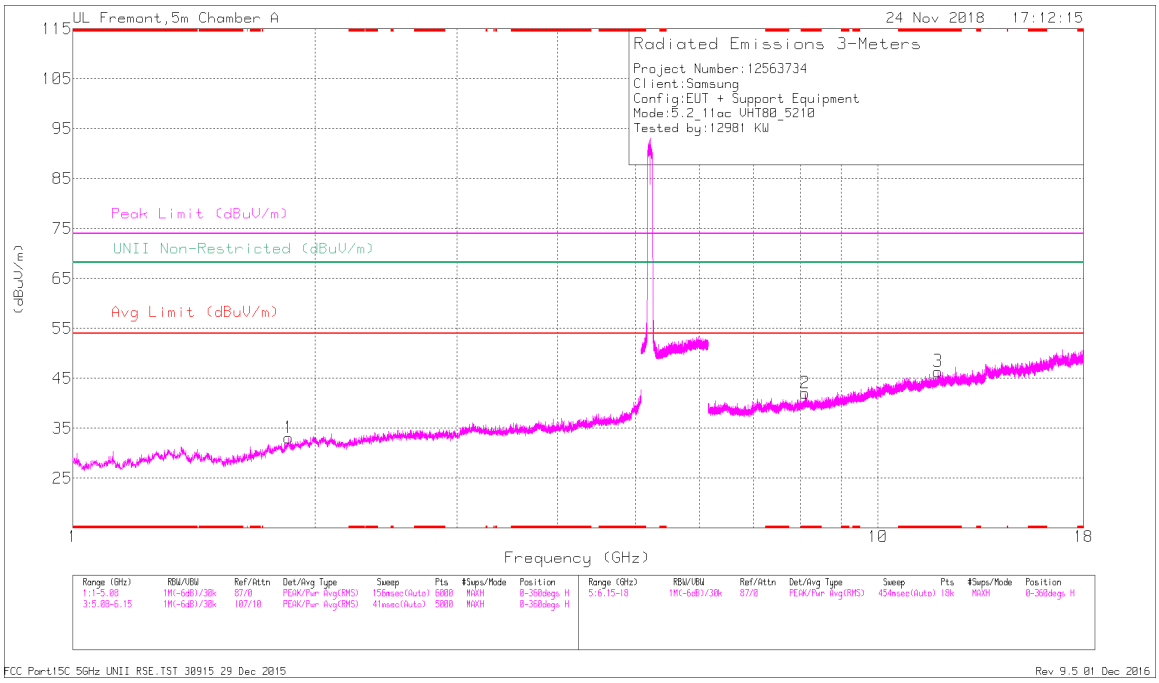

HORIZONTAL

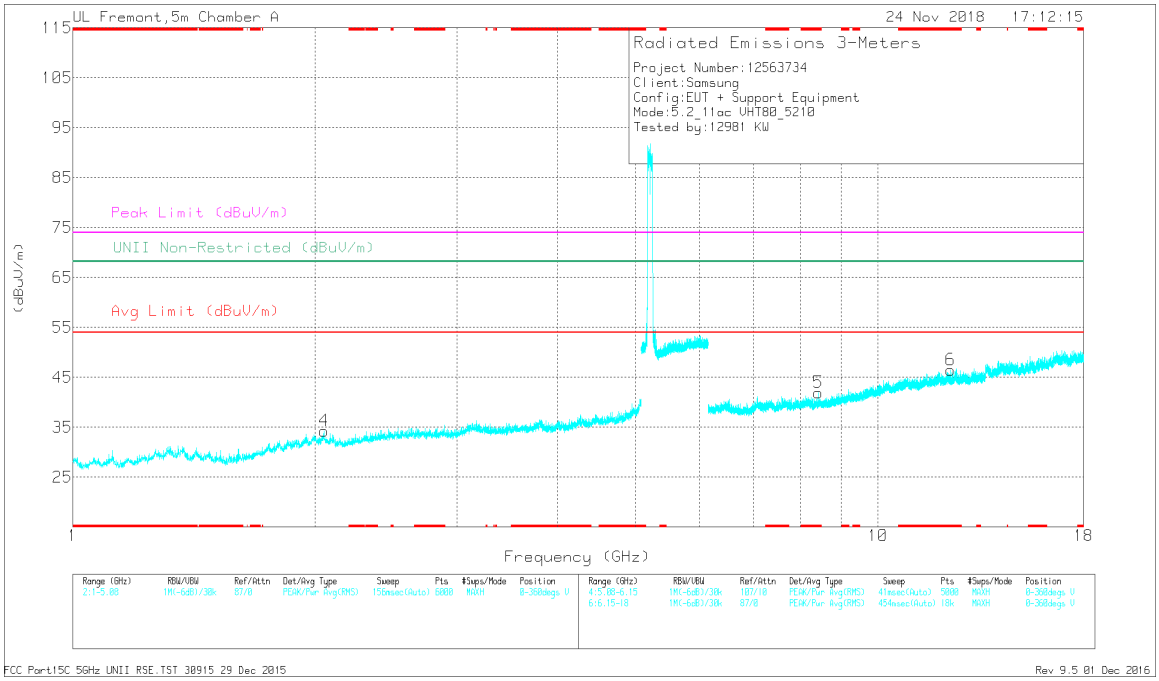

VERTICAL

UL VERIFICATION SERVICES INC.
47173 Benicia Street, Fremont, CA 94538; USA TEL:(510) 771-1000 FAX:(510) 661-0888
This report shall not be reproduced except in full, without the written approval of UL Verification Services Inc.

RADIATED EMISSIONS

Frequency (GHz)	Meter Reading (dBuV)	Det	AF T862 (dB/m)	Amp/Cbl/Fltr/Pad (dB)	DC Corr (dB)	Corrected Reading (dBuV/m)	Avg Limit (dBuV/m)	Margin (dB)	Peak Limit (dBuV/m)	PK Margin (dB)	UNII Non-Restricted (dBuV/m)	PK Margin (dB)	Azimuth (Degs)	Height (cm)	Polarity
* 8.122	33.08	PK-U	35.8	-22.2	0	46.68	-	-	74	-27.32	-	-	229	204	H
* 8.121	22.08	ADR	35.8	-22.2	1.95	37.63	54	-16.37	-	-	-	-	229	204	H
* 11.871	31.83	PK-U	38.8	-18.7	0	51.93	-	-	74	-22.07	-	-	182	141	H
* 11.871	20.36	ADR	38.8	-18.7	1.95	42.41	54	-11.59	-	-	-	-	182	141	H
* 8.431	33.28	PK-U	35.8	-22.1	0	46.98	-	-	74	-27.02	-	-	135	116	V
* 8.431	21.98	ADR	35.8	-22.1	1.95	37.63	54	-16.37	-	-	-	-	135	116	V
* 12.301	31.44	PK-U	38.9	-19.1	0	51.24	-	-	74	-22.76	-	-	190	176	V
* 12.3	20.59	ADR	38.9	-19.1	1.95	42.34	54	-11.66	-	-	-	-	190	176	V
1.852	40.32	PK-U	30.9	-31.5	0	39.72	-	-	-	-	68.2	-28.48	279	121	H
2.049	39.04	PK-U	31.4	-30	0	40.44	-	-	-	-	68.2	-27.76	241	165	V

* - indicates frequency in CFR47 Pt 15 / IC RSS-Restricted Band
PK-U - U-NII: Maximum Peak
ADR - U-NII AD primary method, RMS average

UL VERIFICATION SERVICES INC.
47173 Benicia Street, Fremont, CA 94538; USA TEL:(510) 771-1000 FAX:(510) 661-0888
This report shall not be reproduced except in full, without the written approval of UL Verification Services Inc.

9.1.5. TX ABOVE 1 GHz 802.11ax HE20 MODE IN THE 5.2 GHz BAND

2TX Antenna 1 + Antenna 2 OFDMA MODE – 242-Tones, RU Index 61

BANDEDGE (LOW CHANNEL)

HORIZONTAL RESULT

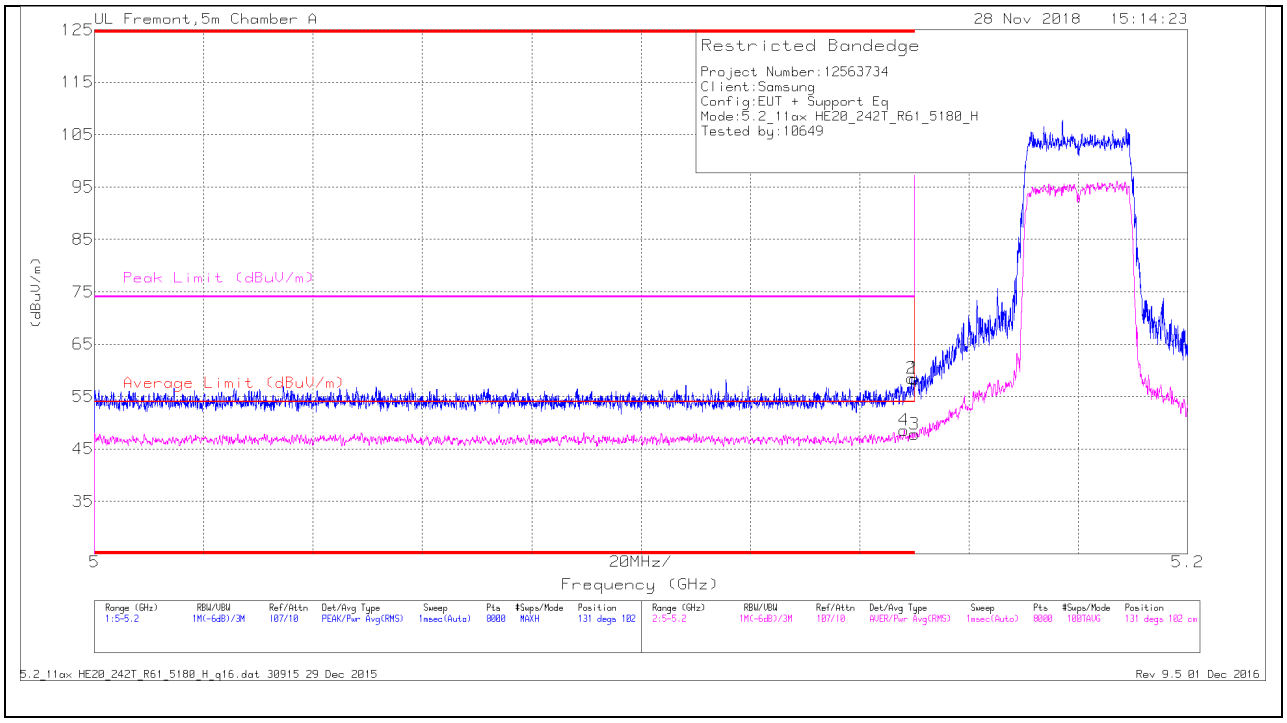

Trace Markers

Marker	Frequency (GHz)	Meter Reading (dBuV)	Det	AF T862 (dB/m)	Amp/Cbl/Fltr/Pad (dB)	DC Corr (dB)	Corrected Reading (dBuV/m)	Average Limit (dBuV/m)	Margin (dB)	Peak Limit (dBuV/m)	PK Margin (dB)	Azimuth (Degs)	Height (cm)	Polarity
4	* 5.148	31.3	RMS	34.4	-17.7	0.67	48.67	54	-5.33	-	-	131	102	H
1	* 5.15	41.72	Pk	34.4	-17.7	0	58.42	-	-	74	-15.58	131	102	H
2	* 5.15	41.78	Pk	34.4	-17.7	0	58.48	-	-	74	-15.52	131	102	H
3	* 5.15	30.58	RMS	34.4	-17.7	0.67	47.95	54	-6.05	-	-	131	102	H

* - indicates frequency in CFR47 Pt 15 / IC RSS-Restricted Band
Pk - Peak detector
RMS - RMS detection

UL VERIFICATION SERVICES INC.
47173 Benicia Street, Fremont, CA 94538; USA TEL:(510) 771-1000 FAX:(510) 661-0888
This report shall not be reproduced except in full, without the written approval of UL Verification Services Inc.

VERTICAL RESULT

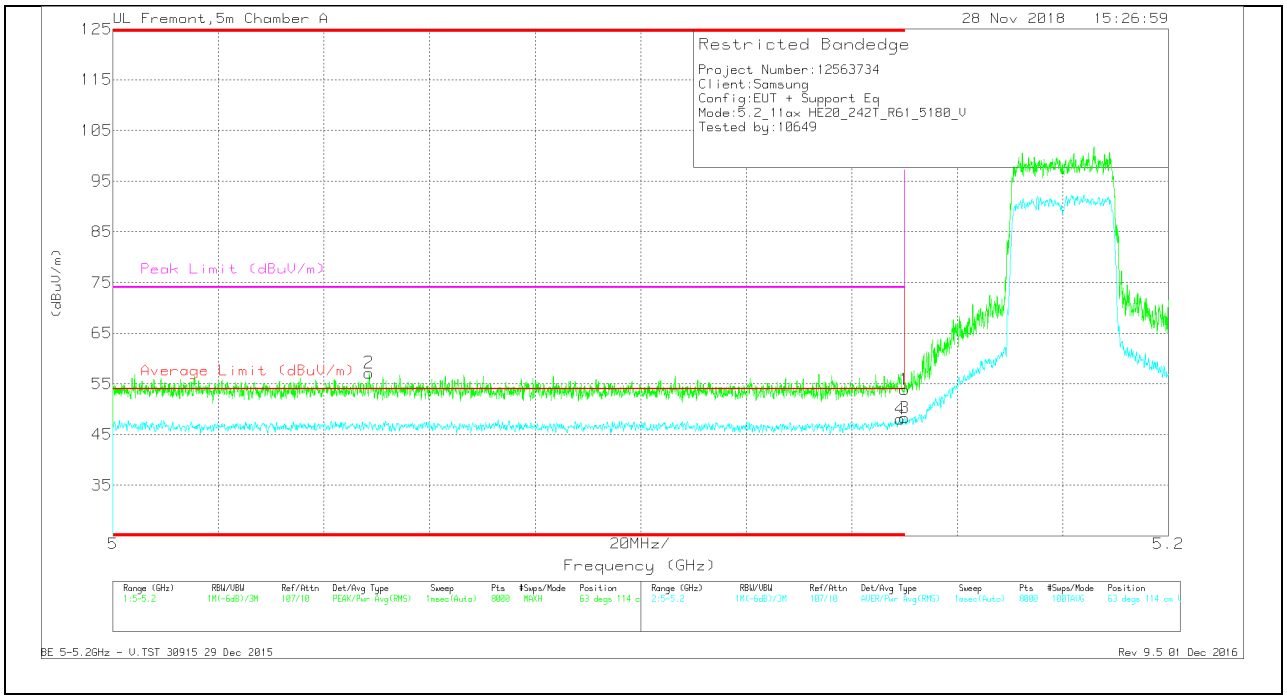

Trace Markers

Marker	Frequency (GHz)	Meter Reading (dBuV)	Det	AF T862 (dB/m)	Amp/Cbl/Fltr/Pad (dB)	DC Corr (dB)	Corrected Reading (dBuV/m)	Average Limit (dBuV/m)	Margin (dB)	Peak Limit (dBuV/m)	PK Margin (dB)	Azimuth (Degs)	Height (cm)	Polarity
1	* 5.15	37.22	Pk	34.4	-17.7	0	53.92	-	-	74	-20.08	63	114	V
2	* 5.049	40.48	Pk	34.4	-17.7	0	57.18	-	-	74	-16.82	63	114	V
3	* 5.15	31.01	RMS	34.4	-17.7	0.67	48.38	54	-5.62	-	-	63	114	V
4	* 5.149	30.8	RMS	34.4	-17.7	0.67	48.17	54	-5.83	-	-	63	114	V

* - indicates frequency in CFR47 Pt 15 / IC RSS-Restricted Band
Pk - Peak detector
RMS - RMS detection

UL VERIFICATION SERVICES INC.
47173 Benicia Street, Fremont, CA 94538; USA TEL:(510) 771-1000 FAX:(510) 661-0888
This report shall not be reproduced except in full, without the written approval of UL Verification Services Inc.

HARMONICS AND SPURIOUS EMISSIONS

LOW CHANNEL RESULTS

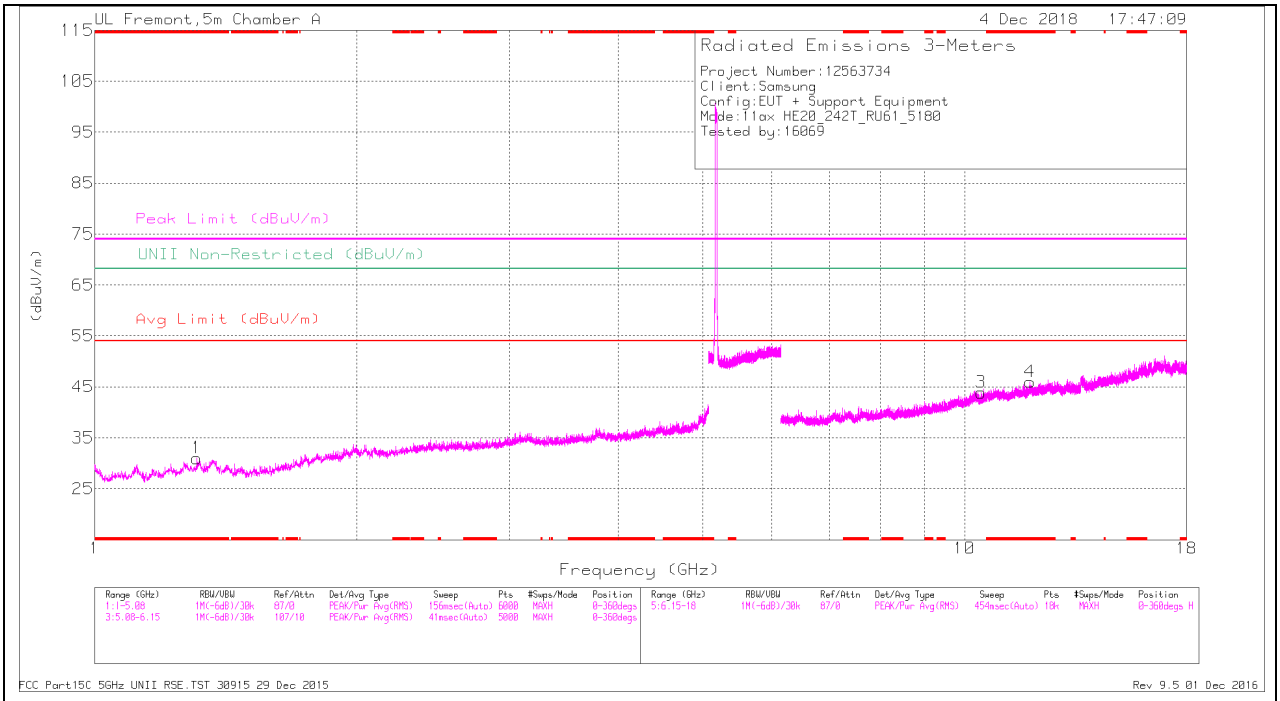

HORIZONTAL

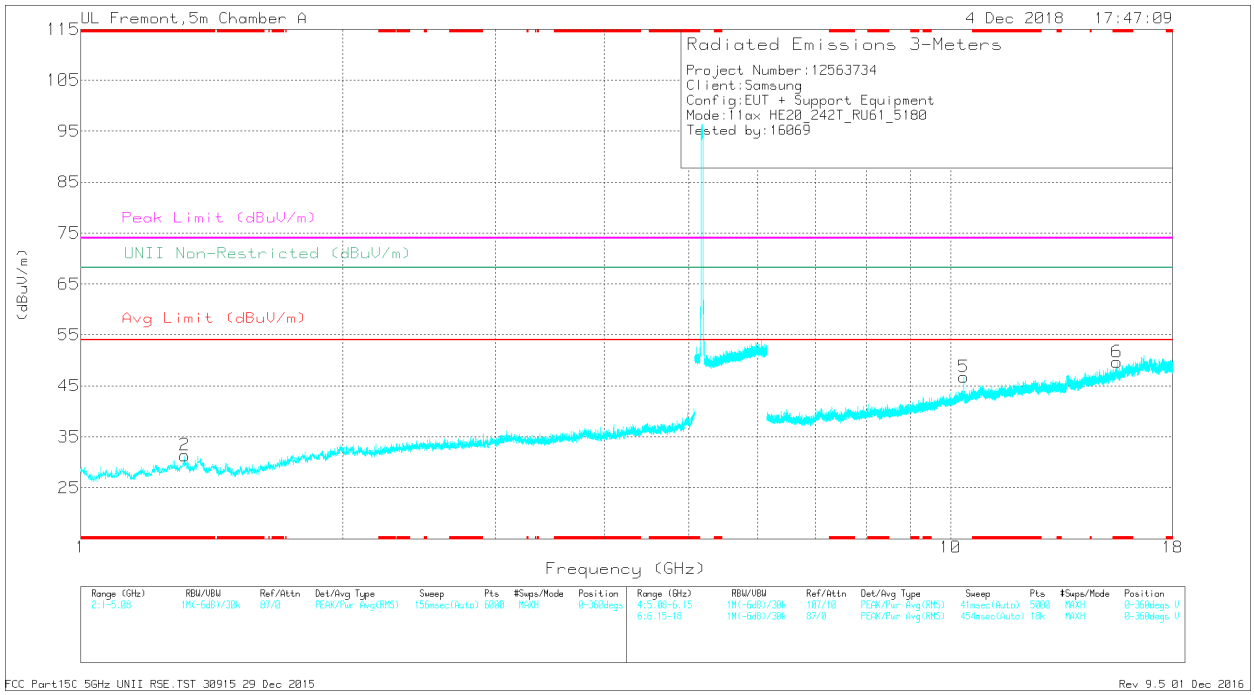

VERTICAL

RADIATED EMISSIONS

UL VERIFICATION SERVICES INC.
47173 Benicia Street, Fremont, CA 94538; USA TEL:(510) 771-1000 FAX:(510) 661-0888
This report shall not be reproduced except in full, without the written approval of UL Verification Services Inc.

Frequency (GHz)	Meter Reading (dBuV)	Det	AF T345 (dB/m)	Amp/Cbl/Fltr/Pad (dB)	DC Corr (dB)	Corrected Reading (dBuV/m)	Avg Limit (dBuV/m)	Margin (dB)	Peak Limit (dBuV/m)	PK Margin (dB)	UNII Non-Restricted (dBuV/m)	PK Margin (dB)	Azimuth (Degs)	Height (cm)	Polarity
* 1.313	39.56	PK-U	29	-31.8	0	36.76	-	-	74	-37.24	-	-	221	185	H
* 1.313	27.69	ADR	29	-31.8	.67	25.56	54	-28.44	-	-	-	-	221	185	H
* 1.319	39.66	PK-U	29	-31.8	0	36.86	-	-	74	-37.14	-	-	134	278	V
* 1.315	27.81	ADR	29	-31.8	.67	25.68	54	-28.32	-	-	-	-	134	278	V
* 11.896	31.69	PK-U	38.6	-18.7	0	51.59	-	-	74	-22.41	-	-	302	210	H
* 11.896	19.65	ADR	38.6	-18.7	.67	40.22	54	-13.78	-	-	-	-	302	210	H
* 15.535	33.32	PK-U	40.2	-17.6	0	55.92	-	-	74	-18.08	-	-	307	124	V
* 15.537	21.06	ADR	40.2	-17.6	.67	44.33	54	-9.67	-	-	-	-	307	124	V
10.359	34.2	PK-U	37.5	-19.5	0	52.2	-	-	-	-	68.2	-16	209	101	V
10.441	31.94	PK-U	37.6	-19.8	0	49.74	-	-	-	-	68.2	-18.46	214	320	H

* - indicates frequency in CFR47 Pt 15 / IC RSS-Restricted Band

PK-U - U-NII: Maximum Peak

ADR - U-NII AD primary method, RMS average

UL VERIFICATION SERVICES INC.
47173 Benicia Street, Fremont, CA 94538; USA TEL:(510) 771-1000 FAX:(510) 661-0888

This report shall not be reproduced except in full, without the written approval of UL Verification Services Inc.

MID CHANNEL RESULTS

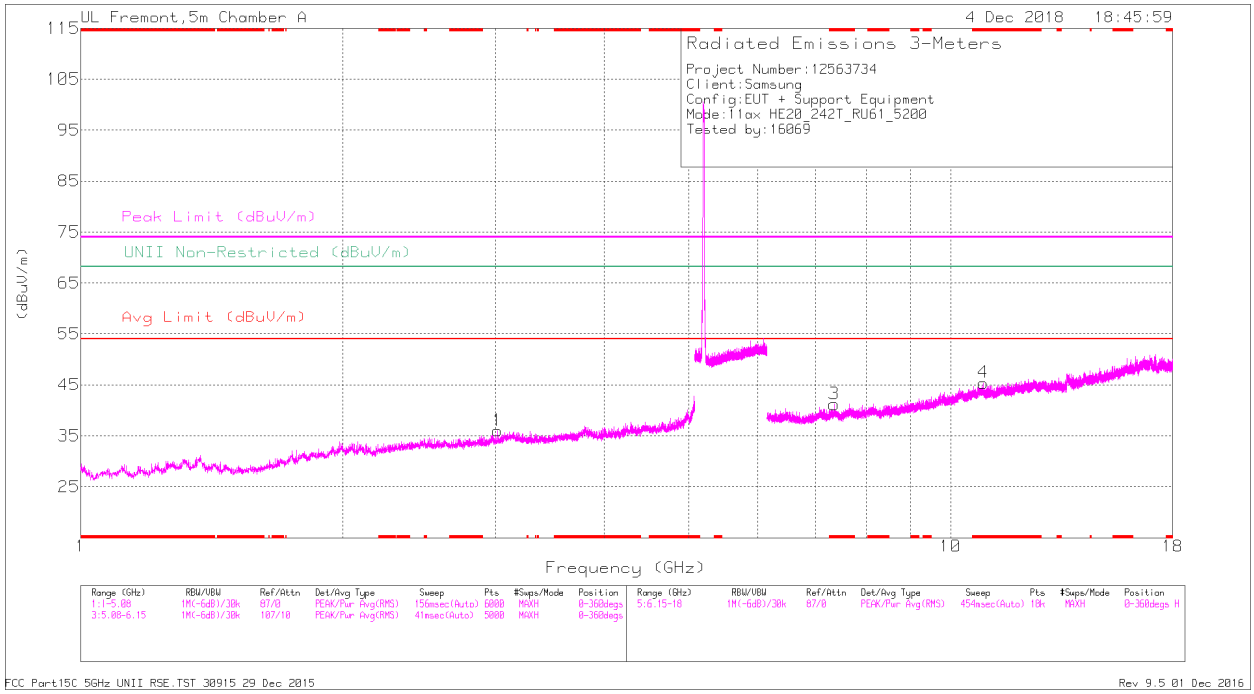

HORIZONTAL

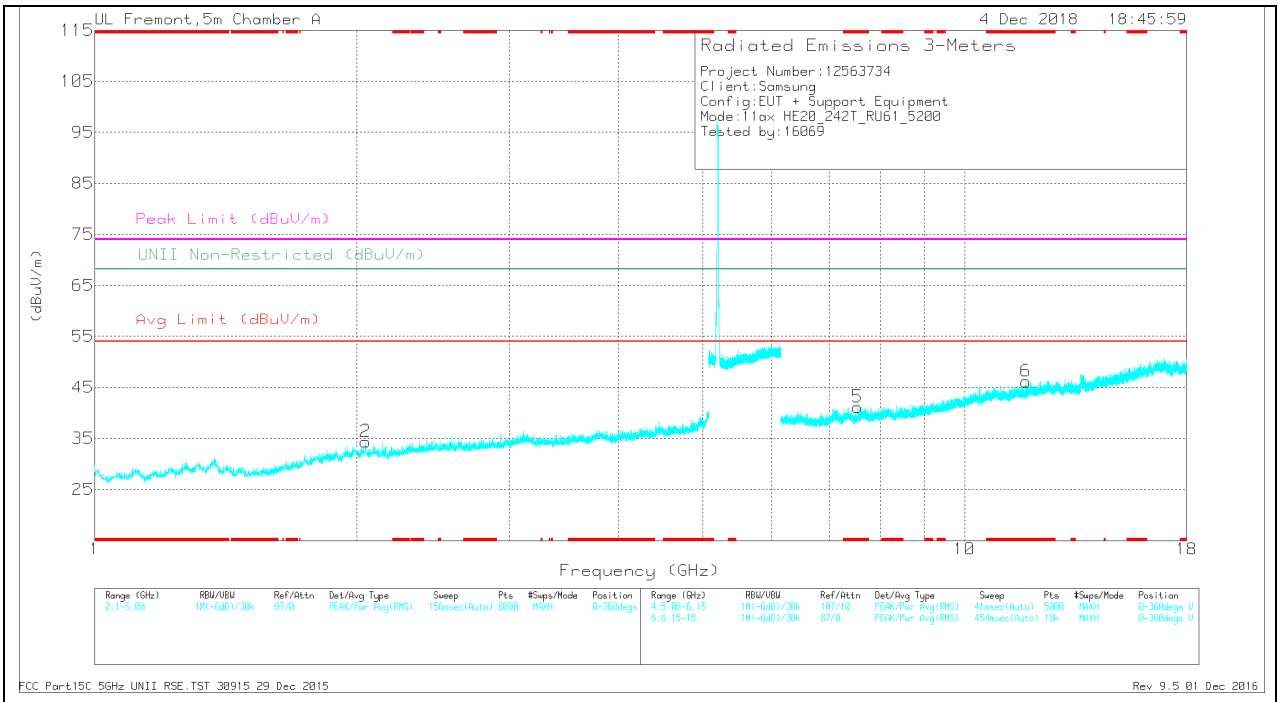

VERTICAL

UL VERIFICATION SERVICES INC.
47173 Benicia Street, Fremont, CA 94538; USA TEL:(510) 771-1000 FAX:(510) 661-0888
This report shall not be reproduced except in full, without the written approval of UL Verification Services Inc.

RADIATED EMISSIONS

Frequency (GHz)	Meter Reading (dBuV)	Det	AF T345 (dB/m)	Amp/Cbl/Fltr/Pad (dB)	DC Corr (dB)	Corrected Reading (dBuV/m)	Avg Limit (dBuV/m)	Margin (dB)	Peak Limit (dBuV/m)	PK Margin (dB)	UNII Non-Restricted (dBuV/m)	PK Margin (dB)	Azimuth (Degs)	Height (cm)	Polarity
* 7.348	32.97	PK-U	35.6	-21.7	0	46.87	-	-	74	-27.13	-	-	315	179	H
* 7.348	20.99	ADR	35.6	-21.7	.67	35.56	54	-18.44	-	-	-	-	315	179	H
* 10.904	32.11	PK-U	37.9	-18.6	0	51.41	-	-	74	-22.59	-	-	140	288	H
* 10.904	19.59	ADR	37.9	-18.6	.67	39.56	54	-14.44	-	-	-	-	140	288	H
* 7.53	32.99	PK-U	35.7	-22.8	0	45.89	-	-	74	-28.11	-	-	116	103	V
* 7.53	21.3	ADR	35.7	-22.8	.67	34.87	54	-19.13	-	-	-	-	116	103	V
* 11.771	31.53	PK-U	38.5	-18.9	0	51.13	-	-	74	-22.87	-	-	4	400	V
* 11.77	19.75	ADR	38.4	-18.9	.67	39.92	54	-14.08	-	-	-	-	4	400	V
2.048	38.4	PK-U	31.3	-30	0	39.7	-	-	-	-	68.2	-28.5	347	148	V
3.018	37.72	PK-U	33	-29.7	0	41.02	-	-	-	-	68.2	-27.18	17	283	H

* - indicates frequency in CFR47 Pt 15 / IC RSS-Restricted Band

PK-U - U-NII: Maximum Peak

ADR - U-NII AD primary method, RMS average

UL VERIFICATION SERVICES INC.
47173 Benicia Street, Fremont, CA 94538; USA TEL:(510) 771-1000 FAX:(510) 661-0888

This report shall not be reproduced except in full, without the written approval of UL Verification Services Inc.

HIGH CHANNEL RESULTS

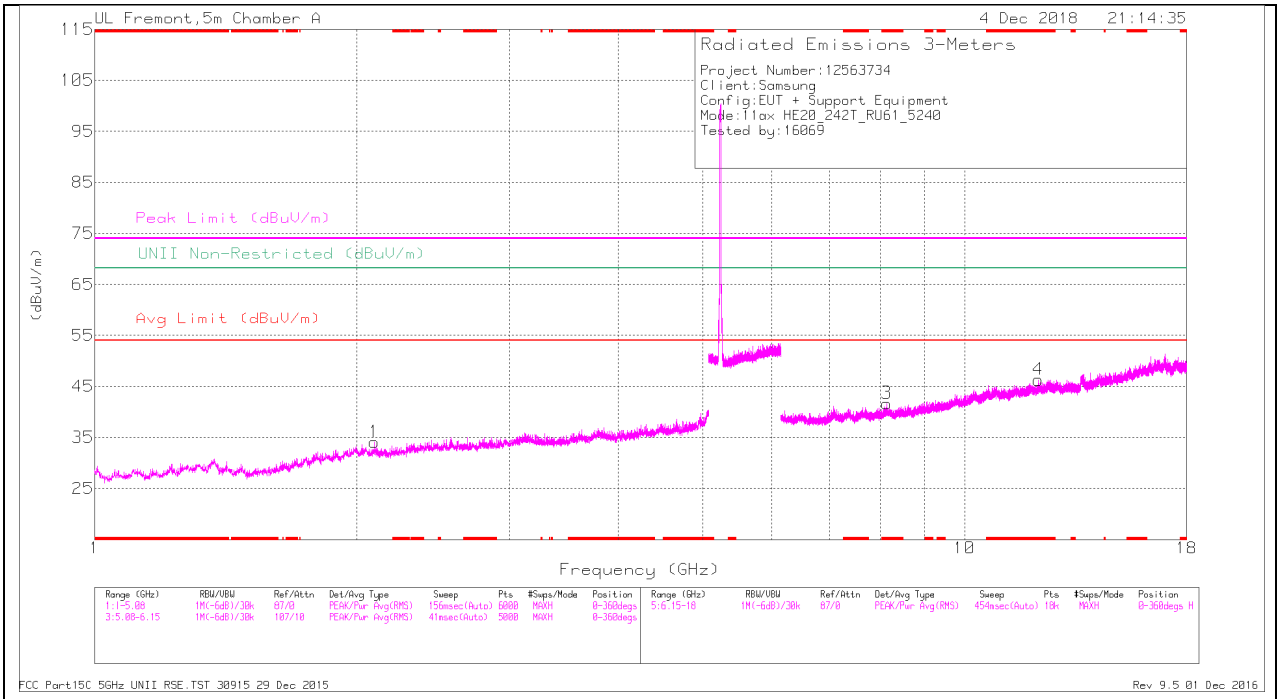

HORIZONTAL

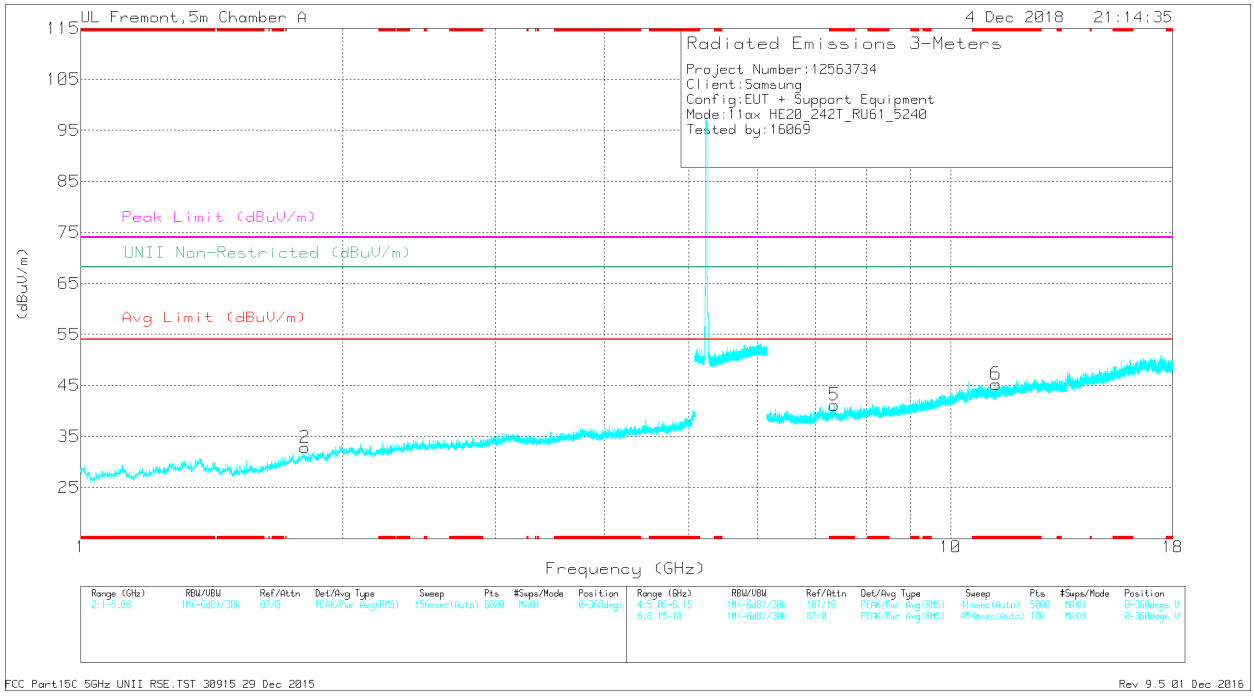

VERTICAL

UL VERIFICATION SERVICES INC.
47173 Benicia Street, Fremont, CA 94538; USA TEL:(510) 771-1000 FAX:(510) 661-0888
This report shall not be reproduced except in full, without the written approval of UL Verification Services Inc.

RADIATED EMISSIONS

Frequency (GHz)	Meter Reading (dBuV)	Det	AF T345 (dB/m)	Amp/Cbl/Fltr/Pad (dB)	DC Corr (dB)	Corrected Reading (dBuV/m)	Avg Limit (dBuV/m)	Margin (dB)	Peak Limit (dBuV/m)	PK Margin (dB)	UNII Non-Restricted (dBuV/m)	PK Margin (dB)	Azimuth (Degs)	Height (cm)	Polarity
* 8.141	32.85	PK-U	35.8	-21.7	0	46.95	-	-	74	-27.05	-	-	196	121	H
* 8.143	21.23	ADR	35.8	-21.7	.67	36	54	-18	-	-	-	-	196	121	H
* 12.155	32.18	PK-U	38.9	-18.7	0	52.38	-	-	74	-21.62	-	-	211	284	H
* 12.155	19.48	ADR	38.9	-18.7	.67	40.35	54	-13.65	-	-	-	-	211	284	H
* 7.35	32.59	PK-U	35.6	-21.6	0	46.59	-	-	74	-27.41	-	-	291	153	V
* 7.349	20.94	ADR	35.6	-21.6	.67	35.61	54	-18.39	-	-	-	-	291	153	V
* 11.276	31.04	PK-U	38	-19	0	50.04	-	-	74	-23.96	-	-	209	278	V
* 11.277	19.44	ADR	38	-19	.67	39.11	54	-14.89	-	-	-	-	209	278	V
1.813	39	PK-U	30.5	-31.2	0	38.3	-	-	-	-	68.2	-29.9	277	146	V
2.098	38.6	PK-U	31.3	-30.2	0	39.7	-	-	-	-	68.2	-28.5	42	354	H

* - indicates frequency in CFR47 Pt 15 / IC RSS-Restricted Band

PK-U - U-NII: Maximum Peak

ADR - U-NII AD primary method, RMS average

UL VERIFICATION SERVICES INC.
47173 Benicia Street, Fremont, CA 94538; USA TEL:(510) 771-1000 FAX:(510) 661-0888

This report shall not be reproduced except in full, without the written approval of UL Verification Services Inc.

2TX Antenna 1 + Antenna 2 OFDMA MODE – 106-Tones, RU Index 53

BANDEDGE (LOW CHANNEL)

HORIZONTAL RESULT

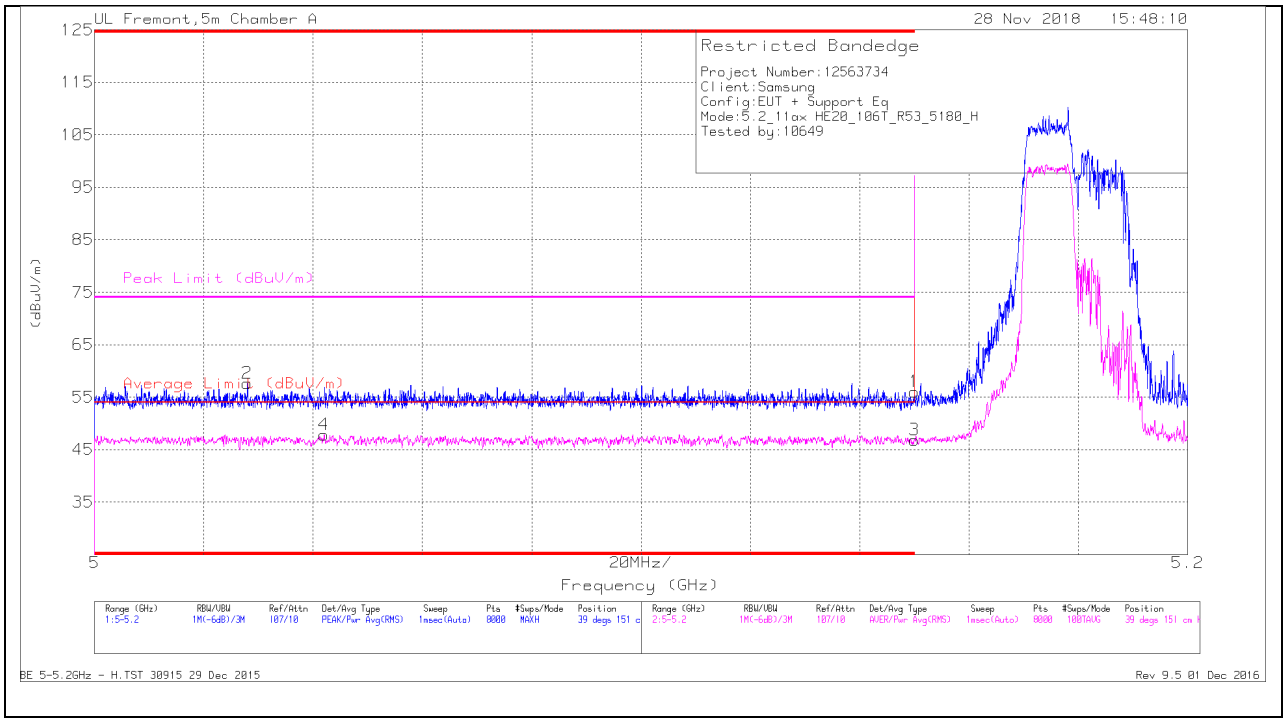

Trace Markers

Marker	Frequency (GHz)	Meter Reading (dBuV)	Det	AF T862 (dB/m)	Amp/Cbl/Fltr/Pad (dB)	DC Corr (dB)	Corrected Reading (dBuV/m)	Average Limit (dBuV/m)	Margin (dB)	Peak Limit (dBuV/m)	PK Margin (dB)	Azimuth (Degs)	Height (cm)	Polarity
2	* 5.028	41.19	Pk	34.3	-17.9	0	57.59	-	-	74	-16.41	39	151	H
4	* 5.042	30.75	RMS	34.3	-17.8	0.34	47.59	54	-6.41	-	-	39	151	H
1	* 5.15	39.35	Pk	34.4	-17.7	0	56.05	-	-	74	-17.95	39	151	H
3	* 5.15	29.54	RMS	34.4	-17.7	0.34	46.58	54	-7.42	-	-	39	151	H

* - indicates frequency in CFR47 Pt 15 / IC RSS-Restricted Band
Pk - Peak detector
RMS - RMS detection

UL VERIFICATION SERVICES INC.
47173 Benicia Street, Fremont, CA 94538; USA TEL:(510) 771-1000 FAX:(510) 661-0888
This report shall not be reproduced except in full, without the written approval of UL Verification Services Inc.

VERTICAL RESULT

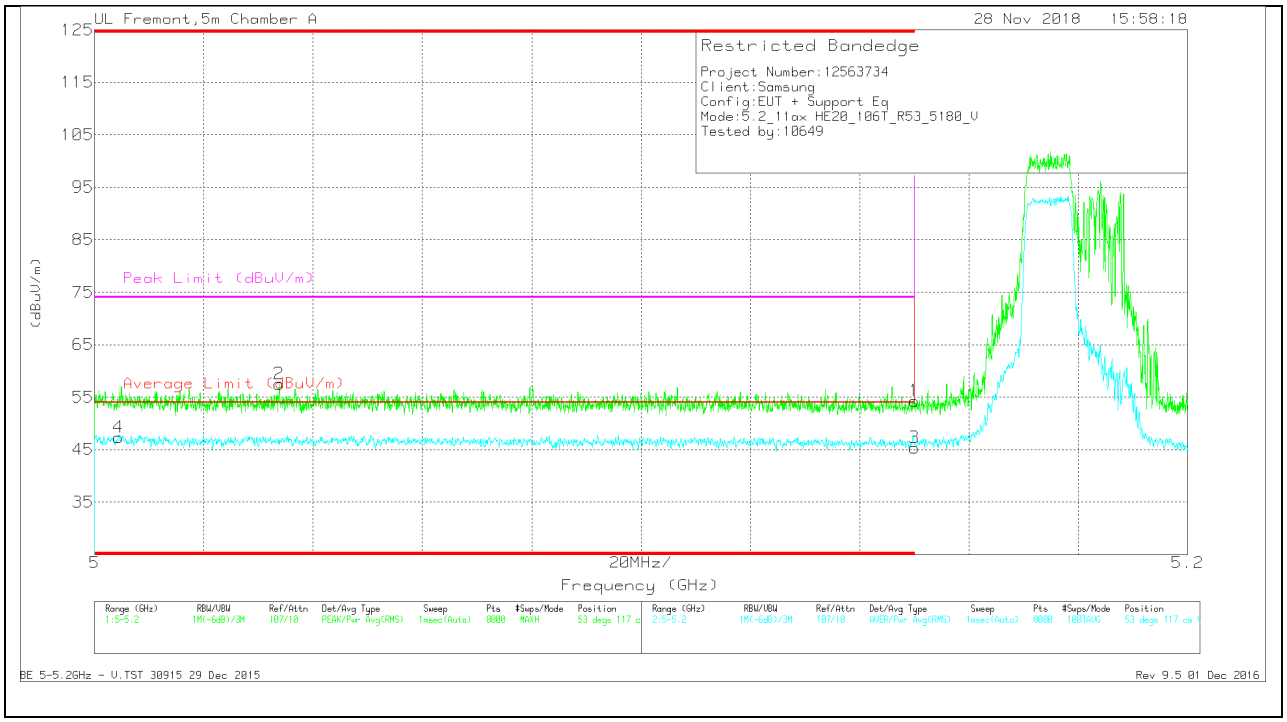

Trace Markers

Marker	Frequency (GHz)	Meter Reading (dBuV)	Det	AF T862 (dB/m)	Amp/Cbl/Fltr/Pad (dB)	DC Corr (dB)	Corrected Reading (dBuV/m)	Average Limit (dBuV/m)	Margin (dB)	Peak Limit (dBuV/m)	PK Margin (dB)	Azimuth (Degs)	Height (cm)	Polarity
4	* 5.004	30.9	RMS	34.3	-17.9	0.34	47.64	54	-6.36	-	-	53	117	V
2	* 5.034	41.1	Pk	34.3	-17.9	0	57.5	-	-	74	-16.5	53	117	V
1	* 5.15	37.54	Pk	34.4	-17.7	0	54.24	-	-	74	-19.76	53	117	V
3	* 5.15	28.67	RMS	34.4	-17.7	0.34	45.71	54	-8.29	-	-	53	117	V

* - indicates frequency in CFR47 Pt 15 / IC RSS-Restricted Band
Pk - Peak detector
RMS - RMS detection

UL VERIFICATION SERVICES INC.
47173 Benicia Street, Fremont, CA 94538; USA TEL:(510) 771-1000 FAX:(510) 661-0888
This report shall not be reproduced except in full, without the written approval of UL Verification Services Inc.

2TX Antenna 1 + Antenna 2 OFDMA MODE – 52-Tones, RU Index 37

BANDEDGE (LOW CHANNEL)

HORIZONTAL RESULT

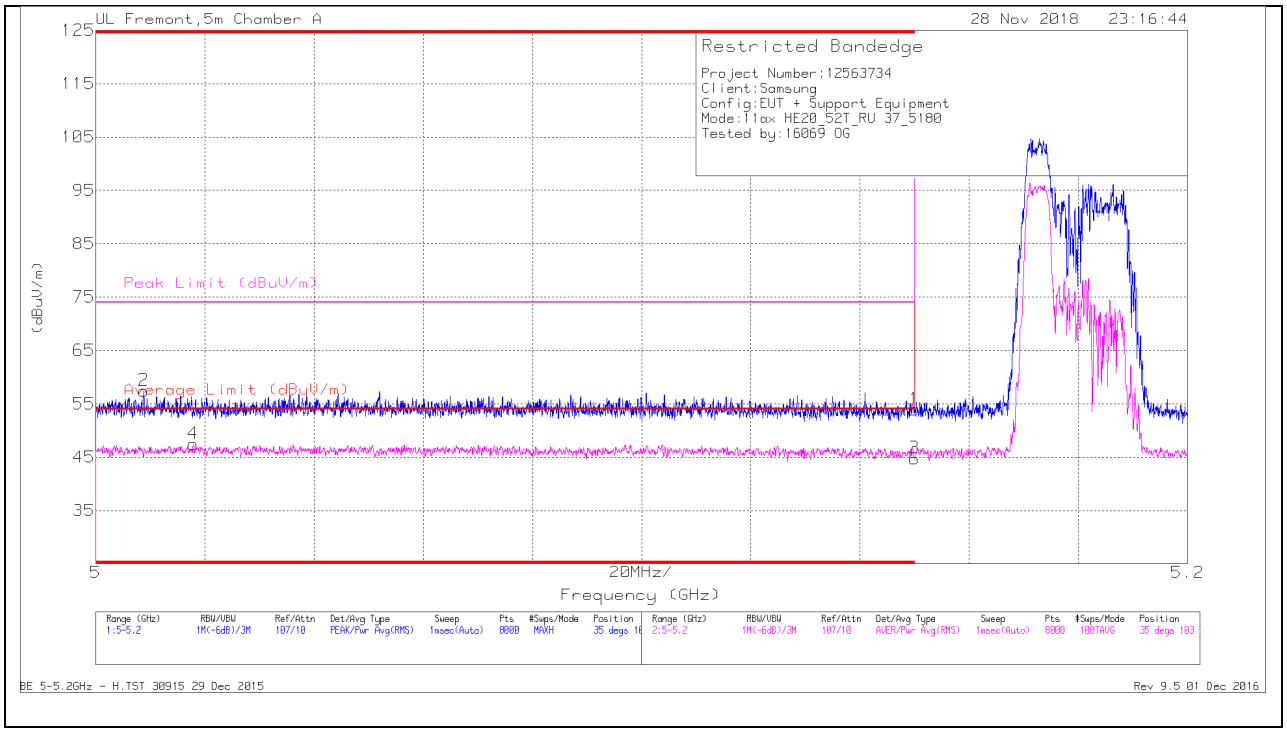

Trace Markers

Marker	Frequency (GHz)	Meter Reading (dBuV)	Det	AF T862 (dB/m)	Amp/Cbl/Fltr/Pad (dB)	DC Corr (dB)	Corrected Reading (dBuV/m)	Average Limit (dBuV/m)	Margin (dB)	Peak Limit (dBuV/m)	PK Margin (dB)	Azimuth (Degs)	Height (cm)	Polarity
2	* 5.009	41.14	Pk	34.3	-18	0	57.44	-	-	74	-16.56	35	103	H
4	* 5.018	30.99	RMS	34.3	-18	.17	47.46	54	-6.54	-	-	35	103	H
1	* 5.15	37.24	Pk	34.4	-17.7	0	53.94	-	-	74	-20.06	35	103	H
3	* 5.15	27.9	RMS	34.4	-17.7	.17	44.77	54	-9.23	-	-	35	103	H

* - indicates frequency in CFR47 Pt 15 / IC RSS-Restricted Band
Pk - Peak detector
RMS - RMS detection

UL VERIFICATION SERVICES INC.
47173 Benicia Street, Fremont, CA 94538; USA TEL:(510) 771-1000 FAX:(510) 661-0888
This report shall not be reproduced except in full, without the written approval of UL Verification Services Inc.

VERTICAL RESULT

Trace Markers

Marker	Frequency (GHz)	Meter Reading (dBuV)	Det	AF T862 (dB/m)	Amp/Cbl/Fltr/Pad (dB)	DC Corr (dB)	Corrected Reading (dBuV/m)	Average Limit (dBuV/m)	Margin (dB)	Peak Limit (dBuV/m)	PK Margin (dB)	Azimuth (Degs)	Height (cm)	Polarity
1	* 5.15	38.59	Pk	34.4	-17.7	0	55.29	-	-	74	-18.71	80	397	V
2	* 5.114	40.51	Pk	34.4	-17.6	0	57.31	-	-	74	-16.69	80	397	V
3	* 5.15	29.26	RMS	34.4	-17.7	.17	46.13	54	-7.87	-	-	80	397	V
4	* 5.039	30.89	RMS	34.3	-17.8	.17	47.56	54	-6.44	-	-	80	397	V

* - indicates frequency in CFR47 Pt 15 / IC RSS-Restricted Band
Pk - Peak detector
RMS - RMS detection

UL VERIFICATION SERVICES INC.
47173 Benicia Street, Fremont, CA 94538; USA TEL:(510) 771-1000 FAX:(510) 661-0888
This report shall not be reproduced except in full, without the written approval of UL Verification Services Inc.

2TX Antenna 1 + Antenna 2 OFDMA MODE – 26-Tones, RU Index 0

BANDEDGE (LOW CHANNEL)

HORIZONTAL RESULT

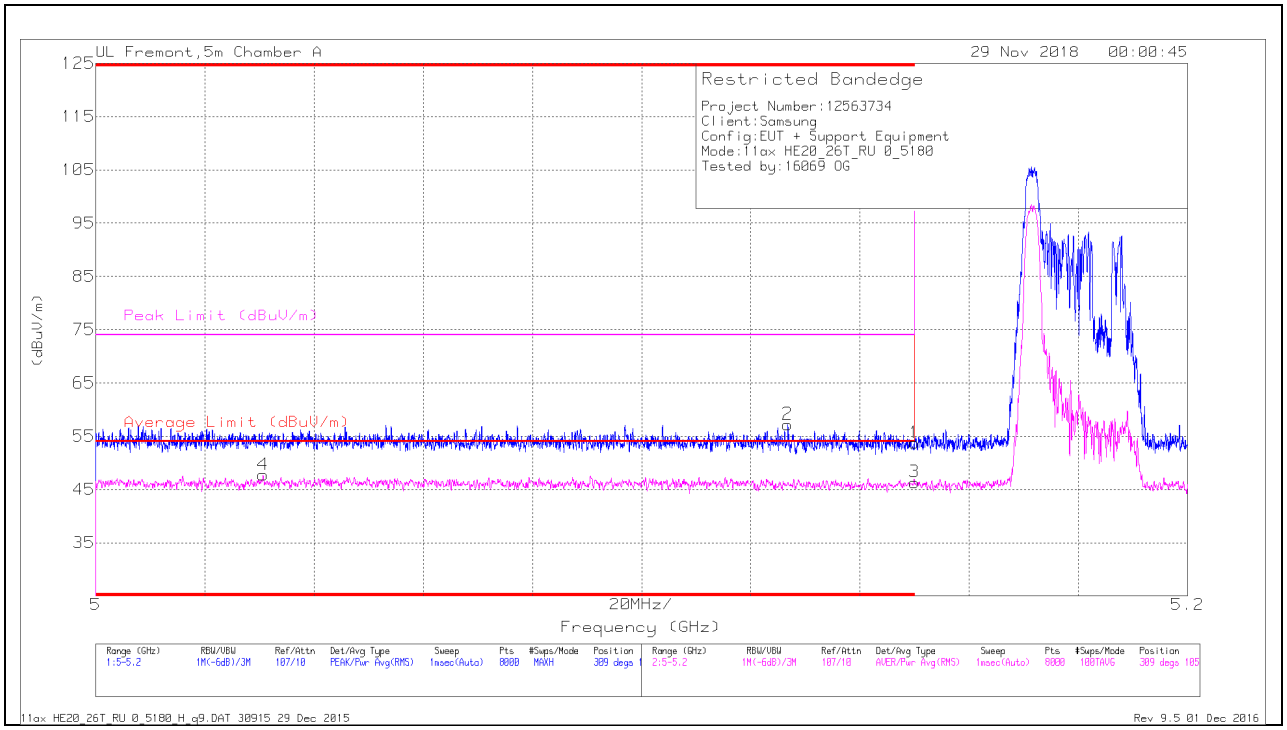

Trace Markers

Marker	Frequency (GHz)	Meter Reading (dBuV)	Det	AF T862 (dB/m)	Amp/Cbl/Fltr/Pad (dB)	DC Corr (dB)	Corrected Reading (dBuV/m)	Average Limit (dBuV/m)	Margin (dB)	Peak Limit (dBuV/m)	PK Margin (dB)	Azimuth (Degs)	Height (cm)	Polarity
4	* 5.031	31.17	RMS	34.3	-17.9	.1	47.67	54	-6.33	-	-	309	105	H
2	* 5.127	40.5	Pk	34.4	-17.7	0	57.2	-	-	74	-16.8	309	105	H
1	* 5.15	37.05	Pk	34.4	-17.7	0	53.75	-	-	74	-20.25	309	105	H
3	* 5.15	29.49	RMS	34.4	-17.7	.1	46.29	54	-7.71	-	-	309	105	H

* - indicates frequency in CFR47 Pt 15 / IC RSS-Restricted Band
Pk - Peak detector
RMS - RMS detection

UL VERIFICATION SERVICES INC.
47173 Benicia Street, Fremont, CA 94538; USA TEL:(510) 771-1000 FAX:(510) 661-0888
This report shall not be reproduced except in full, without the written approval of UL Verification Services Inc.

VERTICAL RESULT

Trace Markers

Marker	Frequency (GHz)	Meter Reading (dBuV)	Det	AF T862 (dB/m)	Amp/Cbl/Fltr/Pad (dB)	DC Corr (dB)	Corrected Reading (dBuV/m)	Average Limit (dBuV/m)	Margin (dB)	Peak Limit (dBuV/m)	PK Margin (dB)	Azimuth (Degs)	Height (cm)	Polarity
1	* 5.15	36.18	Pk	34.4	-17.7	0	52.88	-	-	74	-21.12	353	282	V
2	* 5.049	40.59	Pk	34.4	-17.7	0	57.29	-	-	74	-16.71	353	282	V
3	* 5.15	28.17	RMS	34.4	-17.7	.1	44.97	54	-9.03	-	-	353	282	V
4	* 5.028	31.16	RMS	34.3	-17.9	.1	47.66	54	-6.34	-	-	353	282	V

* - indicates frequency in CFR47 Pt 15 / IC RSS-Restricted Band
Pk - Peak detector
RMS - RMS detection

UL VERIFICATION SERVICES INC.
47173 Benicia Street, Fremont, CA 94538; USA TEL:(510) 771-1000 FAX:(510) 661-0888
This report shall not be reproduced except in full, without the written approval of UL Verification Services Inc.

2TX Antenna 1 + Antenna 2 OFDMA MODE – 106-Tones, RU Index 54

HARMONICS AND SPURIOUS EMISSIONS

LOW CHANNEL RESULTS

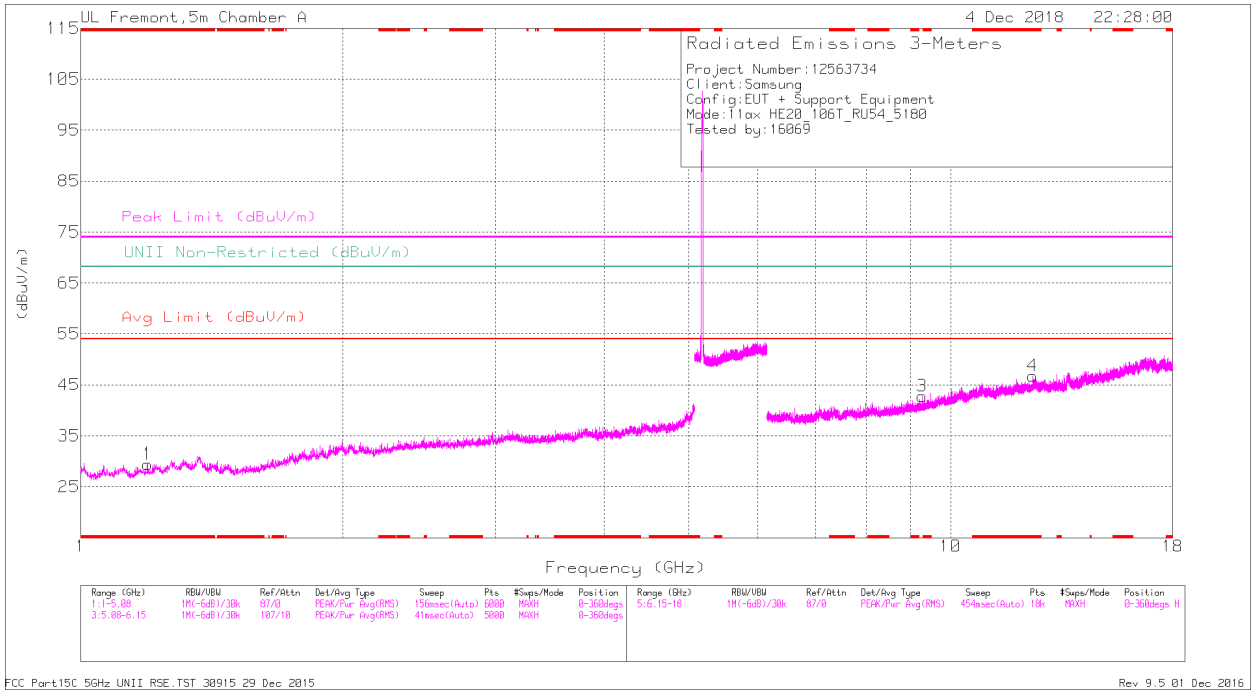

HORIZONTAL

UL VERIFICATION SERVICES INC.
47173 Benicia Street, Fremont, CA 94538; USA TEL:(510) 771-1000 FAX:(510) 661-0888
This report shall not be reproduced except in full, without the written approval of UL Verification Services Inc.

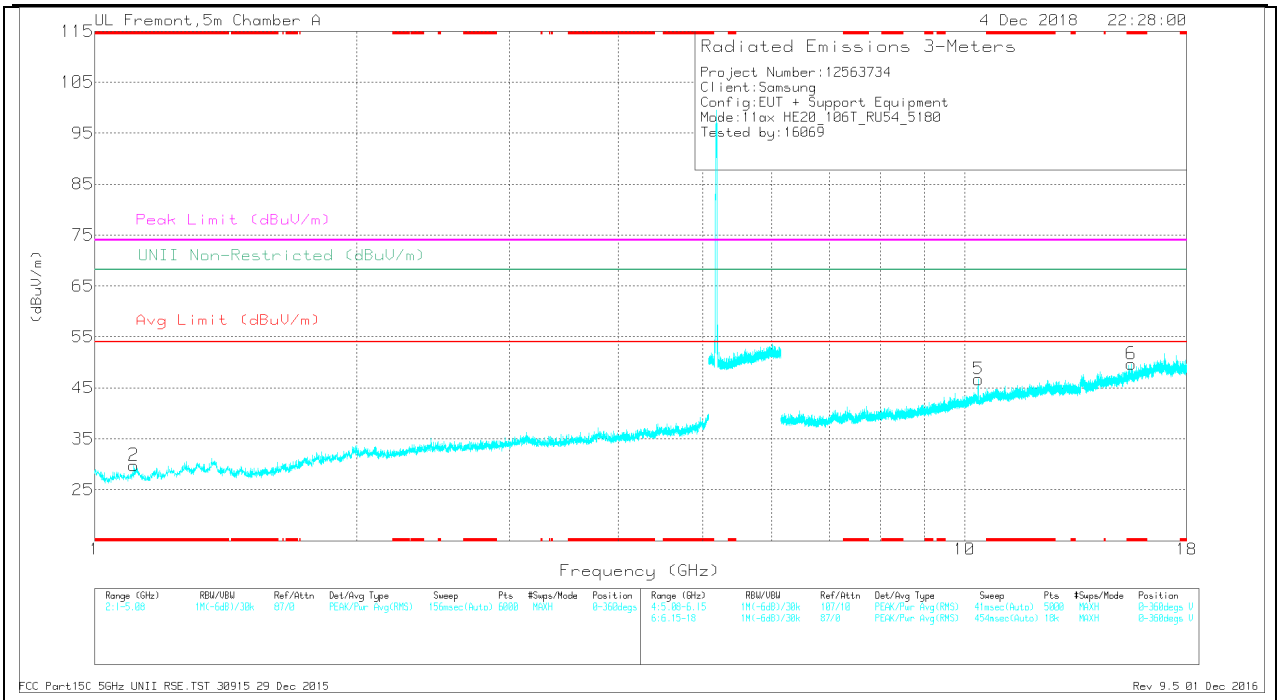

VERTICAL

UL VERIFICATION SERVICES INC.
47173 Benicia Street, Fremont, CA 94538; USA TEL:(510) 771-1000 FAX:(510) 661-0888
This report shall not be reproduced except in full, without the written approval of UL Verification Services Inc.

RADIATED EMISSIONS

Frequency (GHz)	Meter Reading (dBuV)	Det	AF T345 (dB/m)	Amp/Cbl/Fltr/Pad (dB)	DC Corr (dB)	Corrected Reading (dBuV/m)	Avg Limit (dBuV/m)	Margin (dB)	Peak Limit (dBuV/m)	PK Margin (dB)	UNII Non-Restricted (dBuV/m)	PK Margin (dB)	Azimuth (Degs)	Height (cm)	Polarity
* 1.195	39.46	PK-U	28.1	-32.4	0	35.16	-	-	74	-38.84	-	-	258	263	H
* 1.194	27.29	ADR	28.1	-32.5	0.34	23.23	54	-30.77	-	-	-	-	258	263	H
* 1.109	39.76	PK-U	27.7	-31.9	0	35.56	-	-	74	-38.44	-	-	145	230	V
* 1.111	27.71	ADR	27.7	-31.9	0.34	23.85	54	-30.15	-	-	-	-	145	230	V
* 12.436	31.27	PK-U	39.1	-18.7	0	51.67	-	-	74	-22.33	-	-	359	158	H
* 12.433	19.66	ADR	39.1	-18.7	0.34	40.4	54	-13.6	-	-	-	-	359	158	H
* 15.557	32.09	PK-U	40.3	-17.7	0	54.69	-	-	74	-19.31	-	-	234	123	V
* 15.555	20.46	ADR	40.3	-17.7	0.34	43.4	54	-10.6	-	-	-	-	234	123	V
9.273	32.67	PK-U	36.5	-21.2	0	47.97	-	-	-	-	68.2	-20.23	258	127	H
10.371	36.72	PK-U	37.5	-19.7	0	54.52	-	-	-	-	68.2	-13.68	154	117	V

* - indicates frequency in CFR47 Pt 15 / IC RSS-Restricted Band

PK-U - U-NII: Maximum Peak

ADR - U-NII AD primary method, RMS average

UL VERIFICATION SERVICES INC.
47173 Benicia Street, Fremont, CA 94538; USA TEL:(510) 771-1000 FAX:(510) 661-0888

This report shall not be reproduced except in full, without the written approval of UL Verification Services Inc.

MID CHANNEL RESULTS

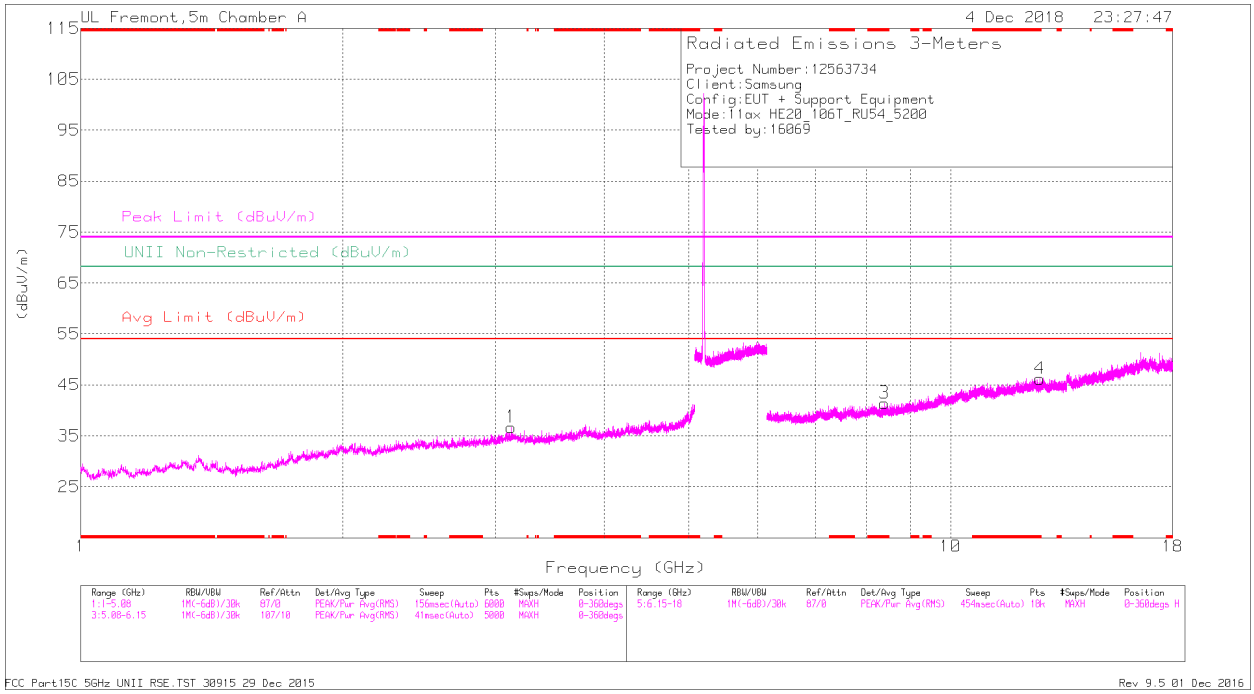

HORIZONTAL

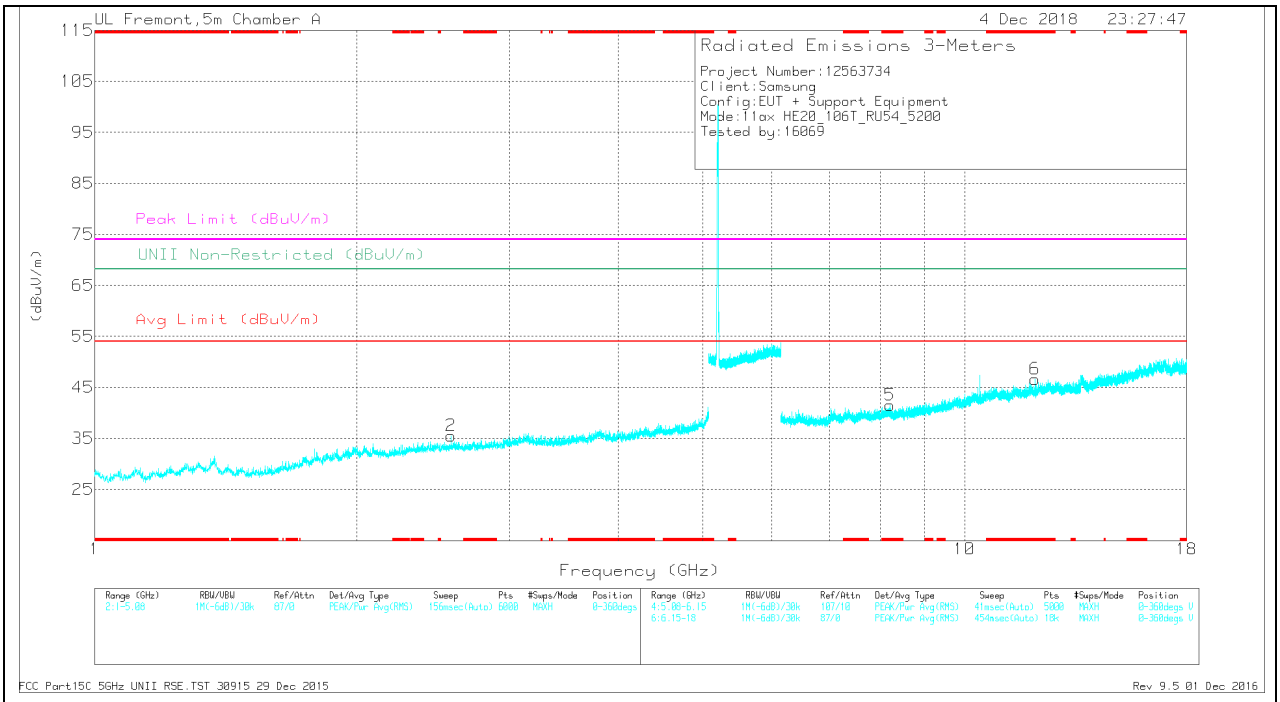

VERTICAL

UL VERIFICATION SERVICES INC.
47173 Benicia Street, Fremont, CA 94538; USA TEL:(510) 771-1000 FAX:(510) 661-0888
This report shall not be reproduced except in full, without the written approval of UL Verification Services Inc.

RADIATED EMISSIONS

Frequency (GHz)	Meter Reading (dBuV)	Det	AF T345 (dB/m)	Amp/Cbl/Fltr/Pad (dB)	DC Corr (dB)	Corrected Reading (dBuV/m)	Avg Limit (dBuV/m)	Margin (dB)	Peak Limit (dBuV/m)	PK Margin (dB)	UNII Non-Restricted (dBuV/m)	PK Margin (dB)	Azimuth (Degs)	Height (cm)	Polarity
* 8.398	34.08	PK-U	35.9	-22.2	0	47.78	-	-	74	-26.22	-	-	92	170	H
* 8.399	21.46	ADR	35.9	-22.2	0.34	35.5	54	-18.5	-	-	-	-	92	170	H
* 12.664	30.84	PK-U	39.2	-18.9	0	51.14	-	-	74	-22.86	-	-	225	315	H
* 12.661	19.5	ADR	39.3	-19	0.34	40.14	54	-13.86	-	-	-	-	225	315	H
* 8.211	32.24	PK-U	35.9	-21.6	0	46.54	-	-	74	-27.46	-	-	125	101	V
* 8.211	20.85	ADR	35.9	-21.6	0.34	35.49	54	-18.51	-	-	-	-	125	101	V
* 12.048	31.27	PK-U	38.8	-18.9	0	51.17	-	-	74	-22.83	-	-	237	178	V
* 12.047	19.5	ADR	38.8	-18.8	0.34	39.84	54	-14.16	-	-	-	-	237	178	V
2.566	38.3	PK-U	32.3	-30	0	40.6	-	-	-	-	68.2	-27.6	110	274	V
3.127	37.36	PK-U	33	-28.5	0	41.86	-	-	-	-	68.2	-26.34	302	329	H

* - indicates frequency in CFR47 Pt 15 / IC RSS-Restricted Band
PK-U - U-NII: Maximum Peak
ADR - U-NII AD primary method, RMS average

UL VERIFICATION SERVICES INC.
47173 Benicia Street, Fremont, CA 94538; USA TEL:(510) 771-1000 FAX:(510) 661-0888
This report shall not be reproduced except in full, without the written approval of UL Verification Services Inc.

HIGH CHANNEL RESULTS

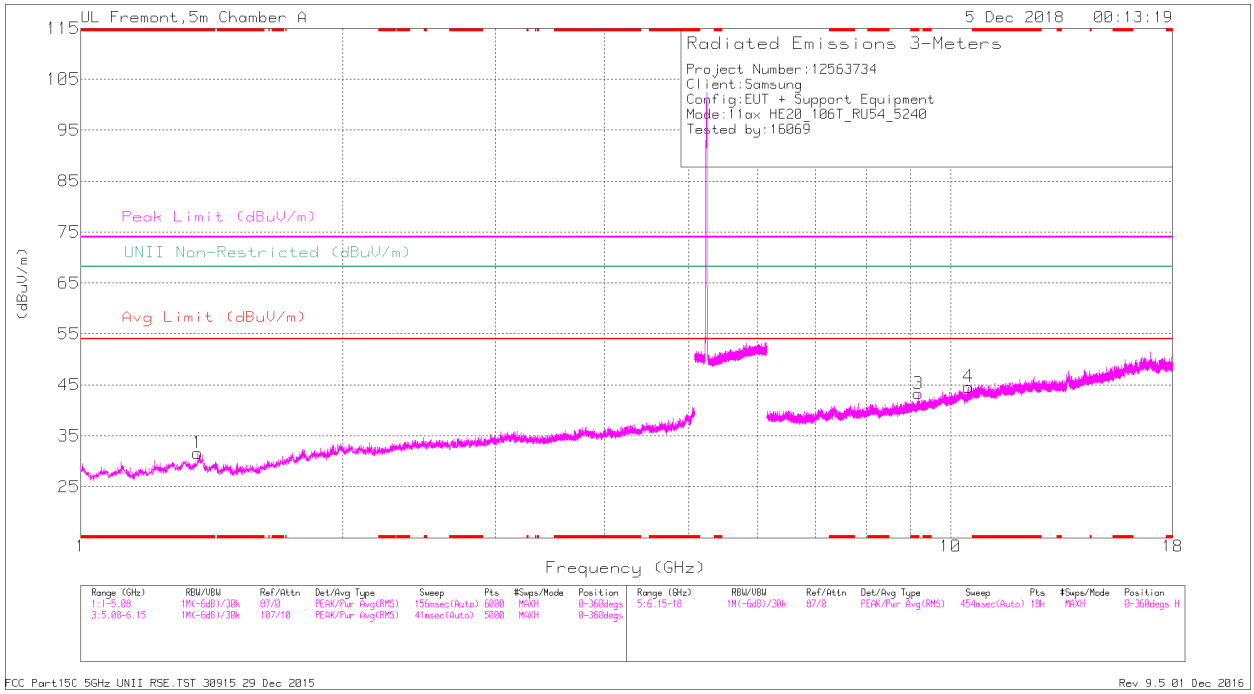

HORIZONTAL

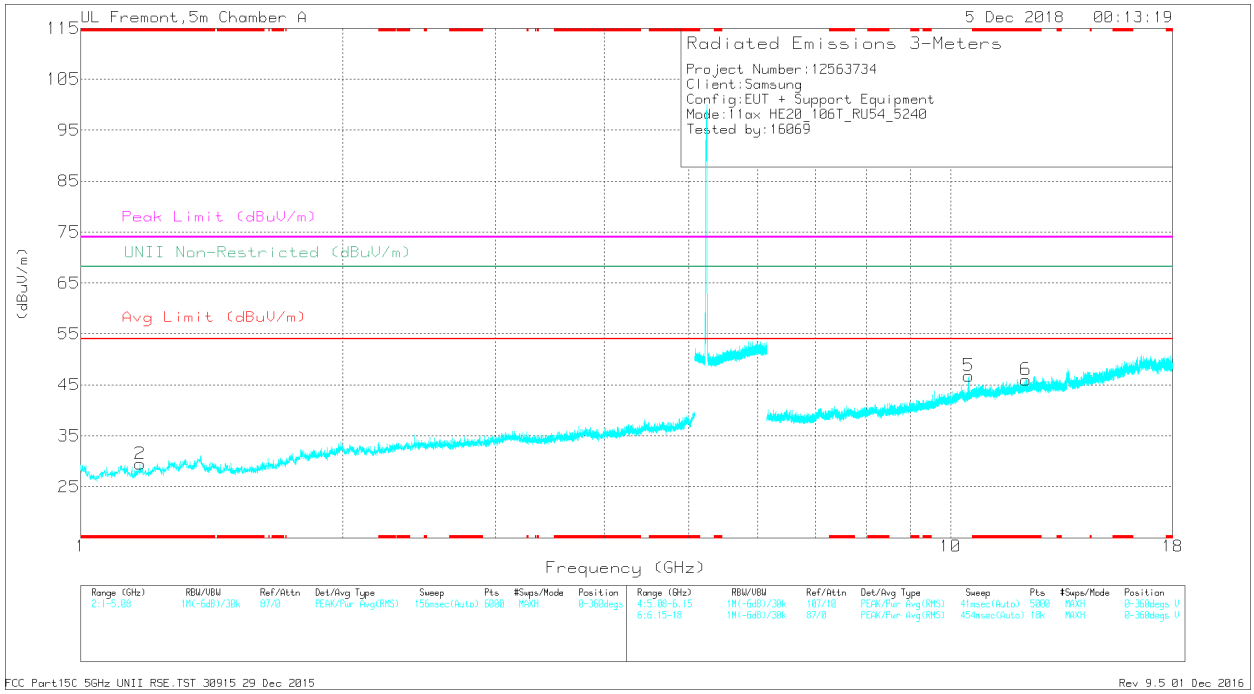

VERTICAL

UL VERIFICATION SERVICES INC.
47173 Benicia Street, Fremont, CA 94538; USA TEL:(510) 771-1000 FAX:(510) 661-0888
This report shall not be reproduced except in full, without the written approval of UL Verification Services Inc.

RADIATED EMISSIONS

Frequency (GHz)	Meter Reading (dBuV)	Det	AF T34S (dB/m)	Amp/Cbl/Fltr/Pad (dB)	DC Corr (dB)	Corrected Reading (dBuV/m)	Avg Limit (dBuV/m)	Margin (dB)	Peak Limit (dBuV/m)	PK Margin (dB)	UNII Non-Restricted (dBuV/m)	PK Margin (dB)	Azimuth (Degs)	Height (cm)	Polarity
* 1.366	39.84	PK-U	29.2	-31.3	0	37.74	-	-	74	-36.26	-	-	83	324	H
* 1.364	27.53	ADR	29.2	-31.3	0.34	25.77	54	-28.23	-	-	-	-	83	324	H
* 1.171	40.62	PK-U	27.7	-32.4	0	35.92	-	-	74	-38.08	-	-	309	147	V
* 1.17	28.2	ADR	27.7	-32.4	0.34	23.84	54	-30.16	-	-	-	-	309	147	V
* 9.189	32.35	PK-U	36.4	-20.7	0	48.05	-	-	74	-25.95	-	-	48	276	H
* 9.186	20.41	ADR	36.4	-20.7	0.34	36.45	54	-17.55	-	-	-	-	48	276	H
* 12.207	30.99	PK-U	39	-18.4	0	51.59	-	-	74	-22.41	-	-	302	256	V
* 12.208	19.44	ADR	39	-18.4	0.34	40.38	54	-13.62	-	-	-	-	302	256	V
10.49	32.7	PK-U	37.6	-19.7	0	50.6	-	-	-	-	68.2	-17.6	148	102	H
10.491	37.09	PK-U	37.6	-19.7	0	54.99	-	-	-	-	68.2	-13.21	148	102	V

* - indicates frequency in CFR47 Pt 15 / IC RSS-Restricted Band

PK-U - U-NII: Maximum Peak

ADR - U-NII AD primary method, RMS average

UL VERIFICATION SERVICES INC.
47173 Benicia Street, Fremont, CA 94538; USA TEL:(510) 771-1000 FAX:(510) 661-0888

This report shall not be reproduced except in full, without the written approval of UL Verification Services Inc.

9.1.6. TX ABOVE 1 GHz 802.11ax HE40 MODE IN THE 5.2 GHz BAND

2TX Antenna 1 + Antenna 2 OFDMA MODE – 484-Tones, RU Index 65

BANDEDGE (LOW CHANNEL)

HORIZONTAL RESULT

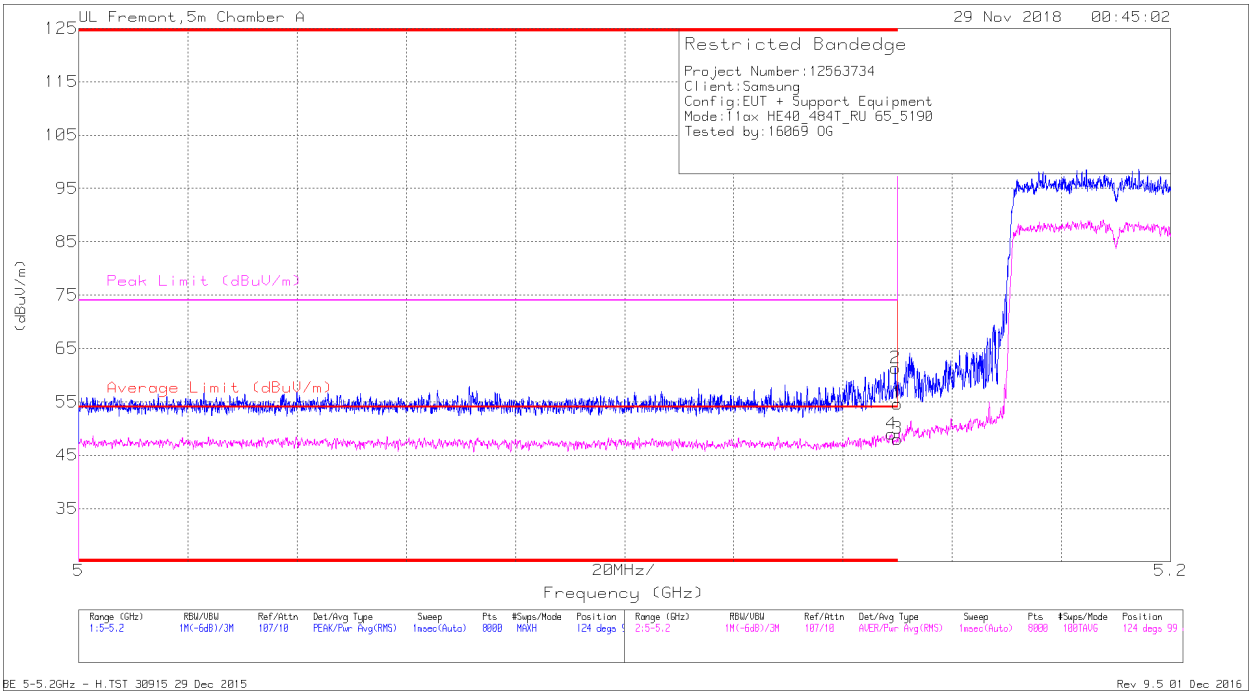

Trace Markers

Marker	Frequency (GHz)	Meter Reading (dBuV)	Det	AF T862 (dB/m)	Amp/Cbl/Fltr/Pad (dB)	DC Corr (dB)	Corrected Reading (dBuV/m)	Average Limit (dBuV/m)	Margin (dB)	Peak Limit (dBuV/m)	PK Margin (dB)	Azimuth (Degs)	Height (cm)	Polarity
4	* 5.149	31.15	RMS	34.4	-17.7	1.13	48.98	54	-5.02	-	-	124	99	H
1	* 5.15	37.96	Pk	34.4	-17.7	0	54.66	-	-	74	-19.34	124	99	H
2	* 5.15	44.59	Pk	34.4	-17.7	0	61.29	-	-	74	-12.71	124	99	H
3	* 5.15	30.23	RMS	34.4	-17.7	1.13	48.06	54	-5.94	-	-	124	99	H

* - indicates frequency in CFR47 Pt 15 / IC RSS-Restricted Band
Pk - Peak detector
RMS - RMS detection

UL VERIFICATION SERVICES INC.
47173 Benicia Street, Fremont, CA 94538; USA TEL:(510) 771-1000 FAX:(510) 661-0888
This report shall not be reproduced except in full, without the written approval of UL Verification Services Inc.

VERTICAL RESULT

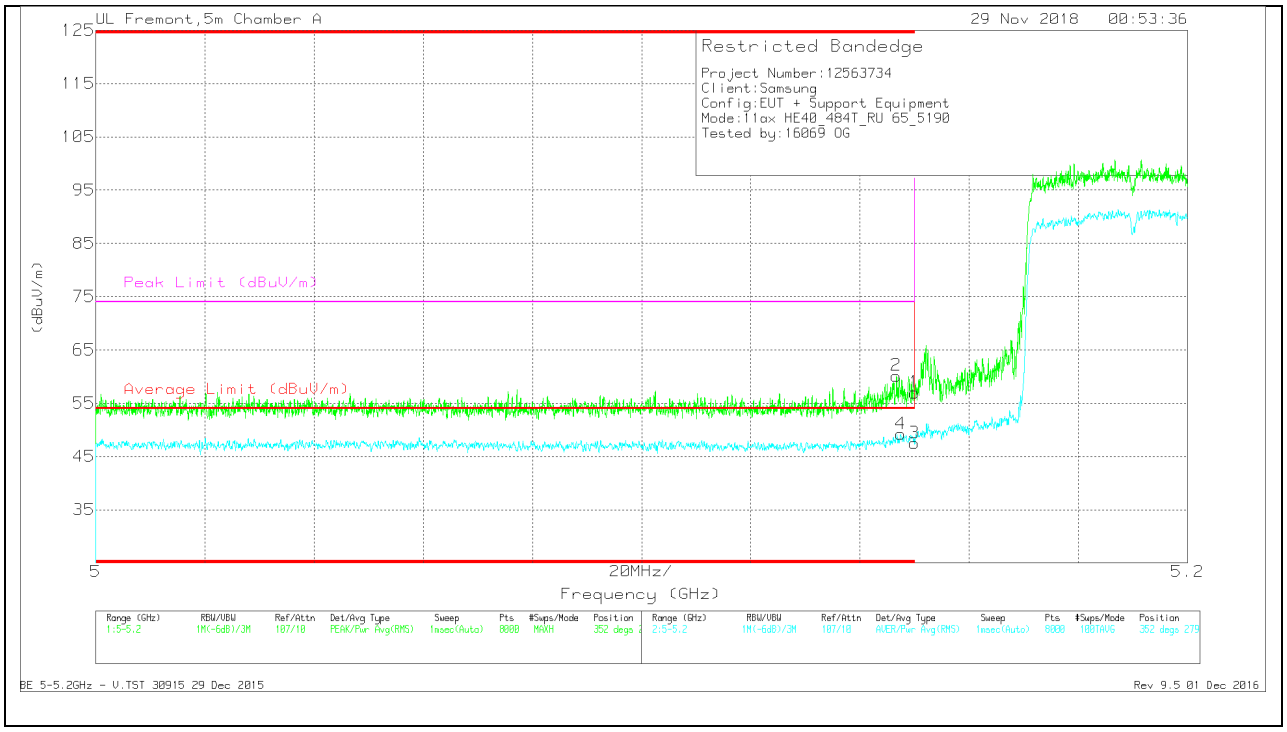

Trace Markers

Marker	Frequency (GHz)	Meter Reading (dBuV)	Det	AF T862 (dB/m)	Amp/Cbl/Fltr/Pad (dB)	DC Corr (dB)	Corrected Reading (dBuV/m)	Average Limit (dBuV/m)	Margin (dB)	Peak Limit (dBuV/m)	PK Margin (dB)	Azimuth (Degs)	Height (cm)	Polarity
2	* 5.147	43.46	Pk	34.4	-17.7	0	60.16	-	-	74	-13.84	352	279	V
4	* 5.147	31.39	RMS	34.4	-17.7	1.13	49.22	54	-4.78	-	-	352	279	V
1	* 5.15	40.29	Pk	34.4	-17.7	0	56.99	-	-	74	-17.01	352	279	V
3	* 5.15	29.66	RMS	34.4	-17.7	1.13	47.49	54	-6.51	-	-	352	279	V

* - indicates frequency in CFR47 Pt 15 / IC RSS-Restricted Band
Pk - Peak detector
RMS - RMS detection

UL VERIFICATION SERVICES INC.
47173 Benicia Street, Fremont, CA 94538; USA TEL:(510) 771-1000 FAX:(510) 661-0888
This report shall not be reproduced except in full, without the written approval of UL Verification Services Inc.

HARMONICS AND SPURIOUS EMISSIONS

LOW CHANNEL RESULTS

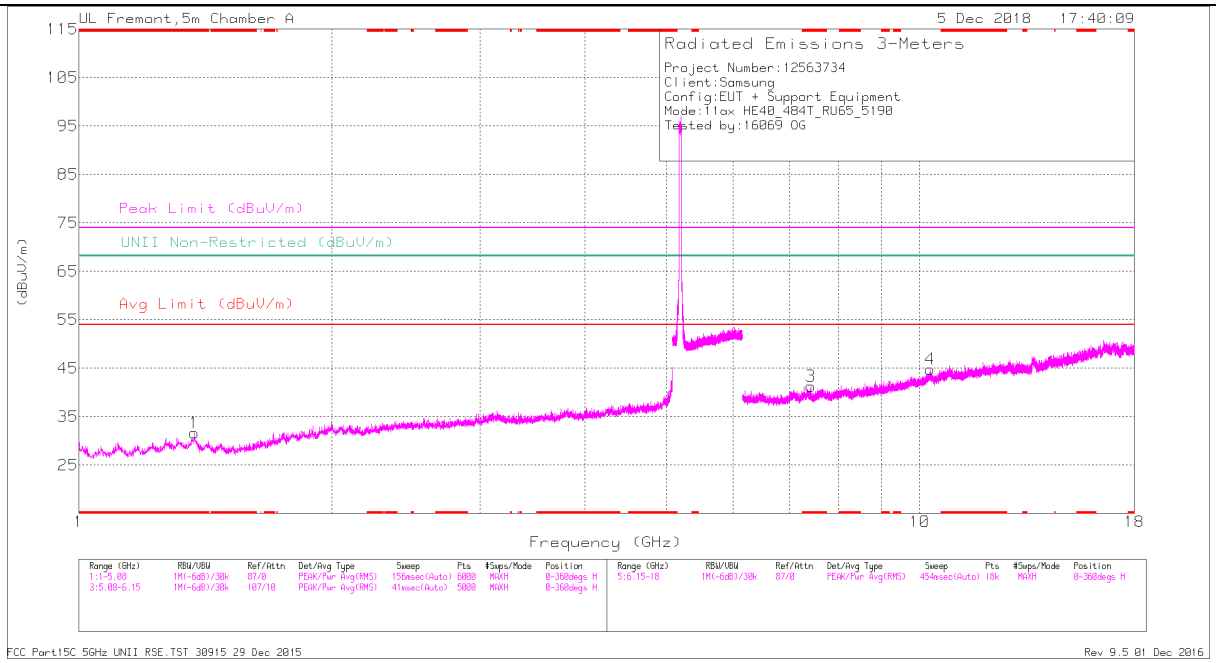

HORIZONTAL

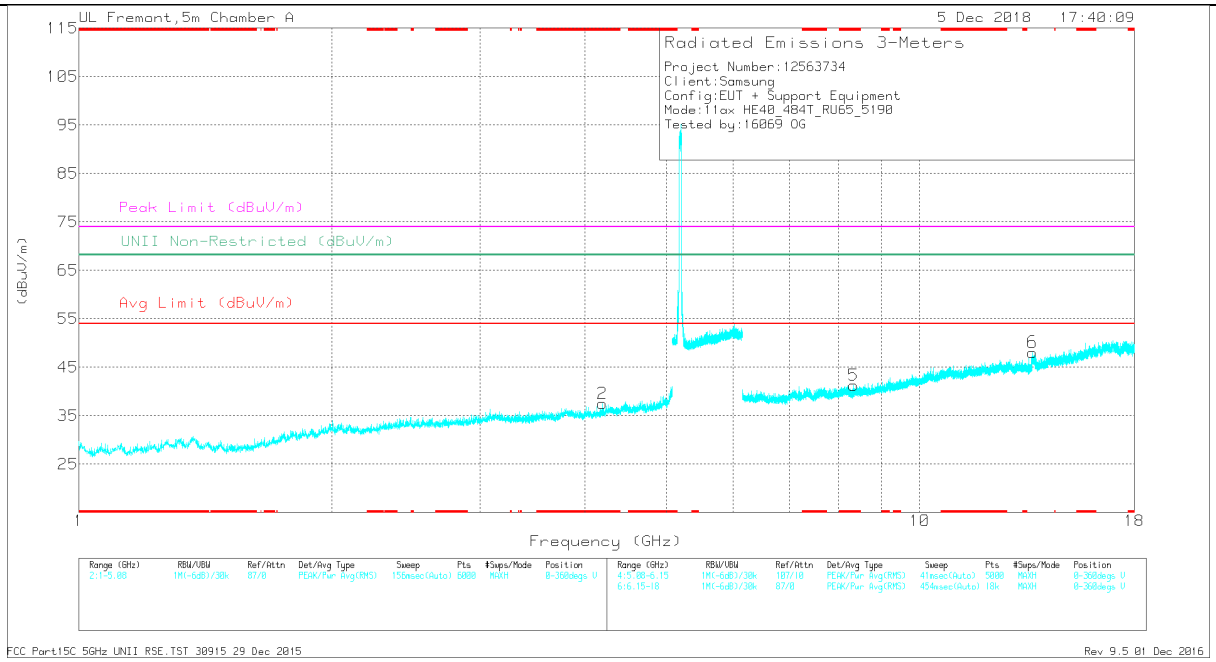

VERTICAL

UL VERIFICATION SERVICES INC.
47173 Benicia Street, Fremont, CA 94538; USA TEL:(510) 771-1000 FAX:(510) 661-0888
This report shall not be reproduced except in full, without the written approval of UL Verification Services Inc.

RADIATED EMISSIONS

Frequency (GHz)	Meter Reading (dBuV)	Det	AF T34S (dB/m)	Amp/Cbl/Fltr/Pad (dB)	DC Corr (dB)	Corrected Reading (dBuV/m)	Avg Limit (dBuV/m)	Margin (dB)	Peak Limit (dBuV/m)	PK Margin (dB)	UNII Non-Restricted (dBuV/m)	PK Margin (dB)	Azimuth (Degs)	Height (cm)	Polarity
* 1.374	39.3	PK-U	29.1	-31.2	0	37.2	-	-	74	-36.8	-	-	216	125	H
* 1.372	27.78	ADR	29.1	-31.2	1.13	26.81	54	-27.19	-	-	-	-	216	125	H
* 4.194	36.64	PK-U	33.7	-27.5	0	42.84	-	-	74	-31.16	-	-	308	153	V
* 4.192	24.82	ADR	33.7	-27.5	1.13	32.15	54	-21.85	-	-	-	-	308	153	V
* 7.423	33.09	PK-U	35.7	-22.6	0	46.19	-	-	74	-27.81	-	-	209	201	H
* 7.42	21.1	ADR	35.7	-22.6	1.13	35.33	54	-18.67	-	-	-	-	209	201	H
* 8.341	32.48	PK-U	35.9	-22.4	0	45.98	-	-	74	-28.02	-	-	206	258	V
* 8.341	21.16	ADR	35.9	-22.4	1.13	35.79	54	-18.21	-	-	-	-	206	258	V
10.286	31.42	PK-U	37.5	-18.9	0	50.02	-	-	-	-	68.2	-18.18	206	257	H
13.611	33.61	PK-U	38.8	-18.3	0	54.11	-	-	-	-	68.2	-14.09	86	179	V

* - indicates frequency in CFR47 Pt 15 / IC RSS-Restricted Band

PK-U - U-NII: Maximum Peak

ADR - U-NII AD primary method, RMS average

UL VERIFICATION SERVICES INC.
47173 Benicia Street, Fremont, CA 94538; USA TEL:(510) 771-1000 FAX:(510) 661-0888

This report shall not be reproduced except in full, without the written approval of UL Verification Services Inc.

HIGH CHANNEL RESULTS

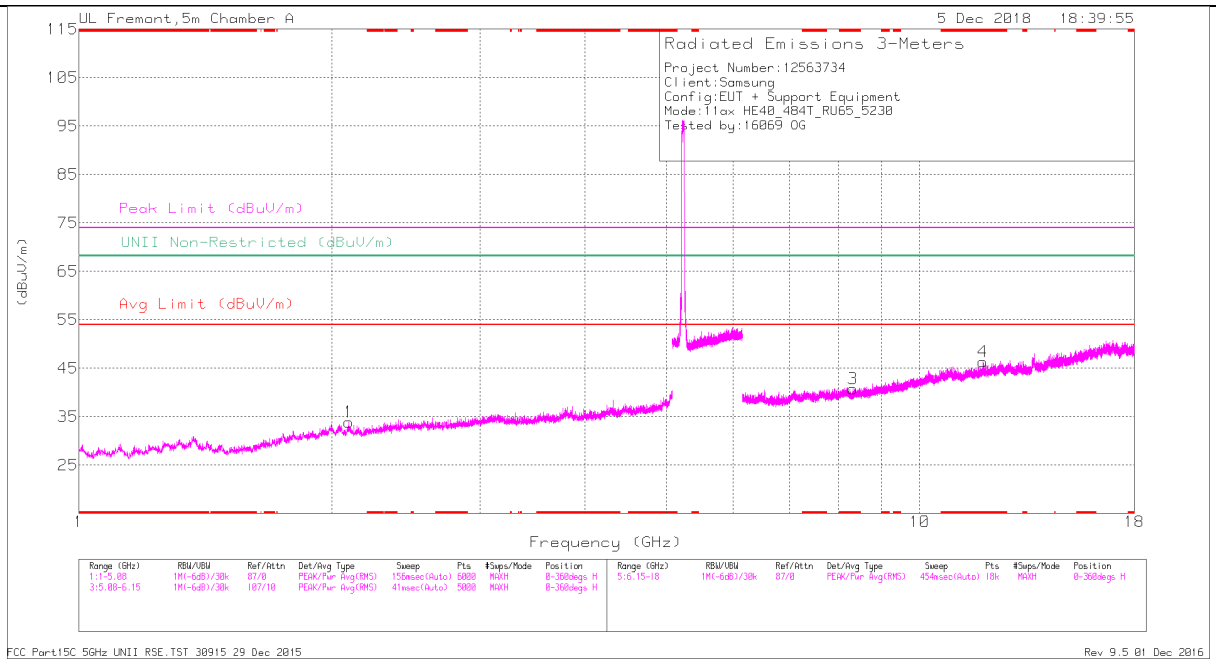

HORIZONTAL

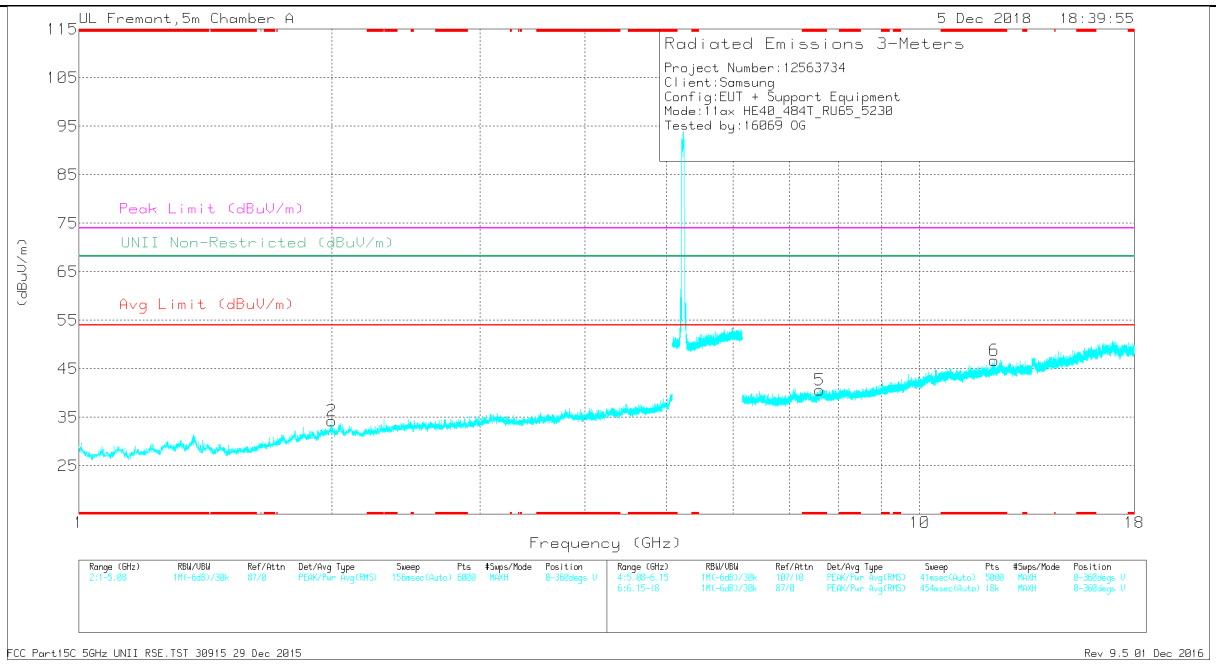

VERTICAL

UL VERIFICATION SERVICES INC.
47173 Benicia Street, Fremont, CA 94538; USA TEL:(510) 771-1000 FAX:(510) 661-0888
This report shall not be reproduced except in full, without the written approval of UL Verification Services Inc.

RADIATED EMISSIONS

Frequency (GHz)	Meter Reading (dBuV)	Det	AF T34S (dB/m)	Amp/Cbl/Fltr/Pad (dB)	DC Corr (dB)	Corrected Reading (dBuV/m)	Avg Limit (dBuV/m)	Margin (dB)	Peak Limit (dBuV/m)	PK Margin (dB)	UNII Non-Restricted (dBuV/m)	PK Margin (dB)	Azimuth (Degs)	Height (cm)	Polarity
* 8.328	33.31	PK-U	35.8	-22.5	0	46.61	-	-	74	-27.39	-	-	9	155	H
* 8.326	21.31	ADR	35.8	-22.5	1.13	35.74	54	-18.26	-	-	-	-	9	155	H
* 11.884	31.17	PK-U	38.6	-18.7	0	51.07	-	-	74	-22.93	-	-	139	247	H
* 11.887	19.68	ADR	38.6	-18.7	1.13	40.71	54	-13.29	-	-	-	-	139	247	H
* 7.598	32.62	PK-U	35.7	-22	0	46.32	-	-	74	-27.68	-	-	153	274	V
* 7.601	21.01	ADR	35.7	-22	1.13	35.84	54	-18.16	-	-	-	-	153	274	V
* 12.257	31.2	PK-U	39	-18.9	0	51.3	-	-	74	-22.7	-	-	235	190	V
* 12.254	19.61	ADR	39	-18.9	1.13	40.84	54	-13.16	-	-	-	-	235	190	V
1.999	39.31	PK-U	31.5	-30.6	0	40.21	-	-	-	-	68.2	-27.99	353	107	V
2.094	38.14	PK-U	31.3	-30.2	0	39.24	-	-	-	-	68.2	-28.96	182	281	H

* - indicates frequency in CFR47 Pt 15 / IC RSS-Restricted Band

PK-U - U-NII: Maximum Peak

ADR - U-NII AD primary method, RMS average

UL VERIFICATION SERVICES INC.
47173 Benicia Street, Fremont, CA 94538; USA TEL:(510) 771-1000 FAX:(510) 661-0888

This report shall not be reproduced except in full, without the written approval of UL Verification Services Inc.

2TX Antenna 1 + Antenna 2 OFDMA MODE – 242-Tones, RU Index 61

BANDEDGE (LOW CHANNEL)

HORIZONTAL RESULT

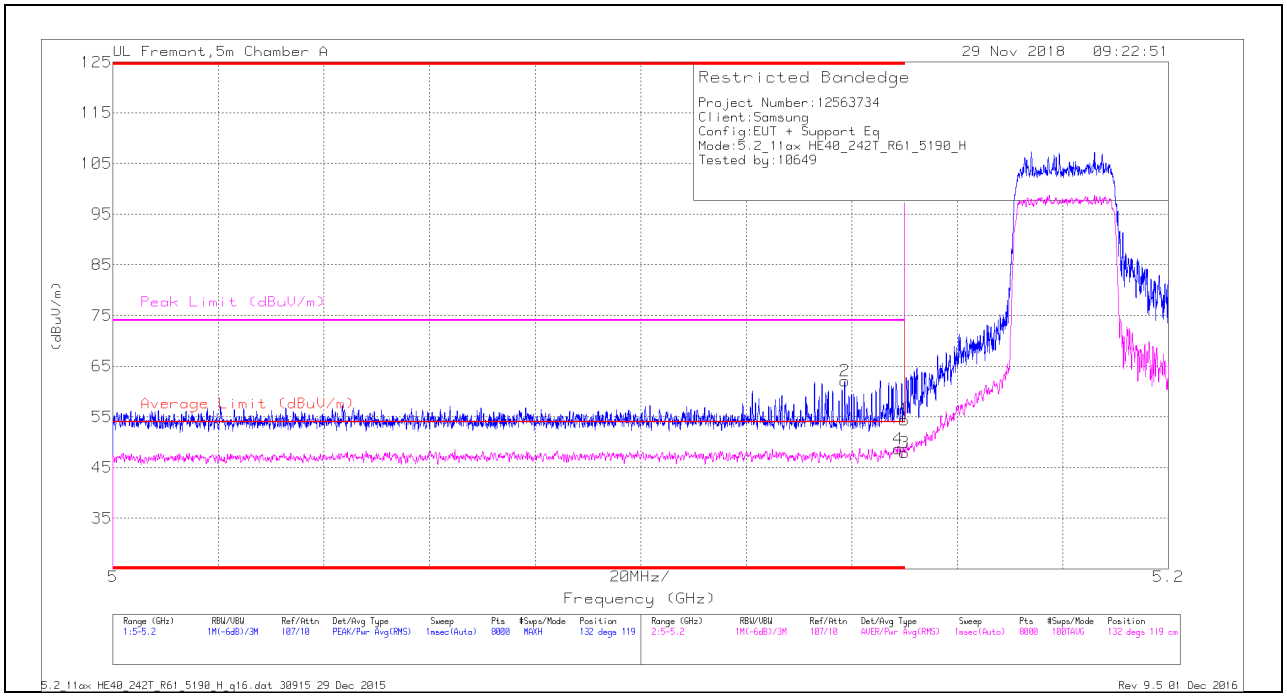

Trace Markers

Marker	Frequency (GHz)	Meter Reading (dBuV)	Det	AF T862 (dB/m)	Amp/Cbl/Fltr/Pad (dB)	DC Corr (dB)	Corrected Reading (dBuV/m)	Average Limit (dBuV/m)	Margin (dB)	Peak Limit (dBuV/m)	PK Margin (dB)	Azimuth (Degs)	Height (cm)	Polarity
1	* 5.15	37.75	Pk	34.4	-17.7	0	54.45	-	-	74	-19.55	132	119	H
2	* 5.139	45.39	Pk	34.4	-17.7	0	62.09	-	-	74	-11.91	132	119	H
3	* 5.15	31.21	RMS	34.4	-17.7	.67	48.58	54	-5.42	-	-	132	119	H
4	* 5.149	31.97	RMS	34.4	-17.7	.67	49.34	54	-4.66	-	-	132	119	H

* - indicates frequency in CFR47 Pt 15 / IC RSS-Restricted Band
Pk - Peak detector
RMS - RMS detection

UL VERIFICATION SERVICES INC.
47173 Benicia Street, Fremont, CA 94538; USA TEL:(510) 771-1000 FAX:(510) 661-0888
This report shall not be reproduced except in full, without the written approval of UL Verification Services Inc.

VERTICAL RESULT

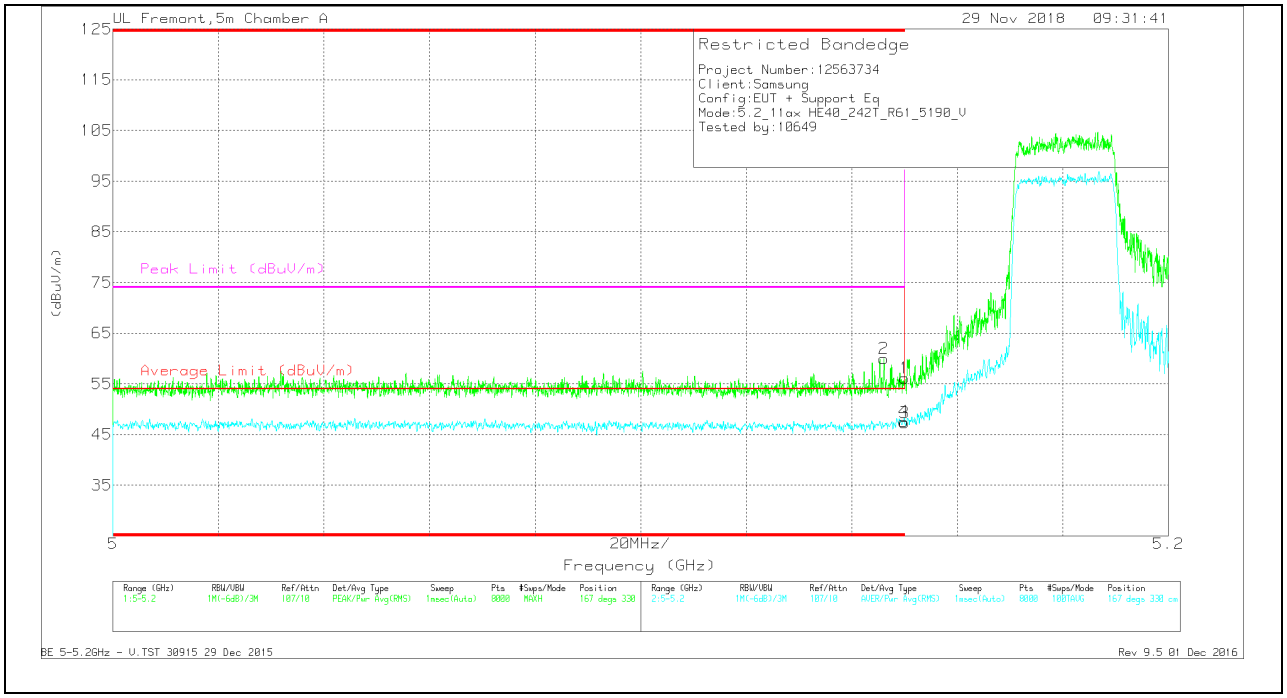

Trace Markers

Marker	Frequency (GHz)	Meter Reading (dBuV)	Det	AF T862 (dB/m)	Amp/Cbl/Fltr/Pad (dB)	DC Corr (dB)	Corrected Reading (dBuV/m)	Average Limit (dBuV/m)	Margin (dB)	Peak Limit (dBuV/m)	PK Margin (dB)	Azimuth (Degs)	Height (cm)	Polarity
1	* 5.15	39.47	Pk	34.4	-17.7	0	56.17	-	-	74	-17.83	167	330	V
2	* 5.146	43.26	Pk	34.4	-17.7	0	59.96	-	-	74	-14.04	167	330	V
3	* 5.15	30.64	RMS	34.4	-17.7	.67	48.01	54	-5.99	-	-	167	330	V
4	* 5.15	30.89	RMS	34.4	-17.7	.67	48.26	54	-5.74	-	-	167	330	V

* - indicates frequency in CFR47 Pt 15 / IC RSS-Restricted Band
Pk - Peak detector
RMS - RMS detection

UL VERIFICATION SERVICES INC.
47173 Benicia Street, Fremont, CA 94538; USA TEL:(510) 771-1000 FAX:(510) 661-0888
This report shall not be reproduced except in full, without the written approval of UL Verification Services Inc.

2TX Antenna 1 + Antenna 2 OFDMA MODE – 106-Tones, RU Index 53

BANDEDGE (LOW CHANNEL)

HORIZONTAL RESULT

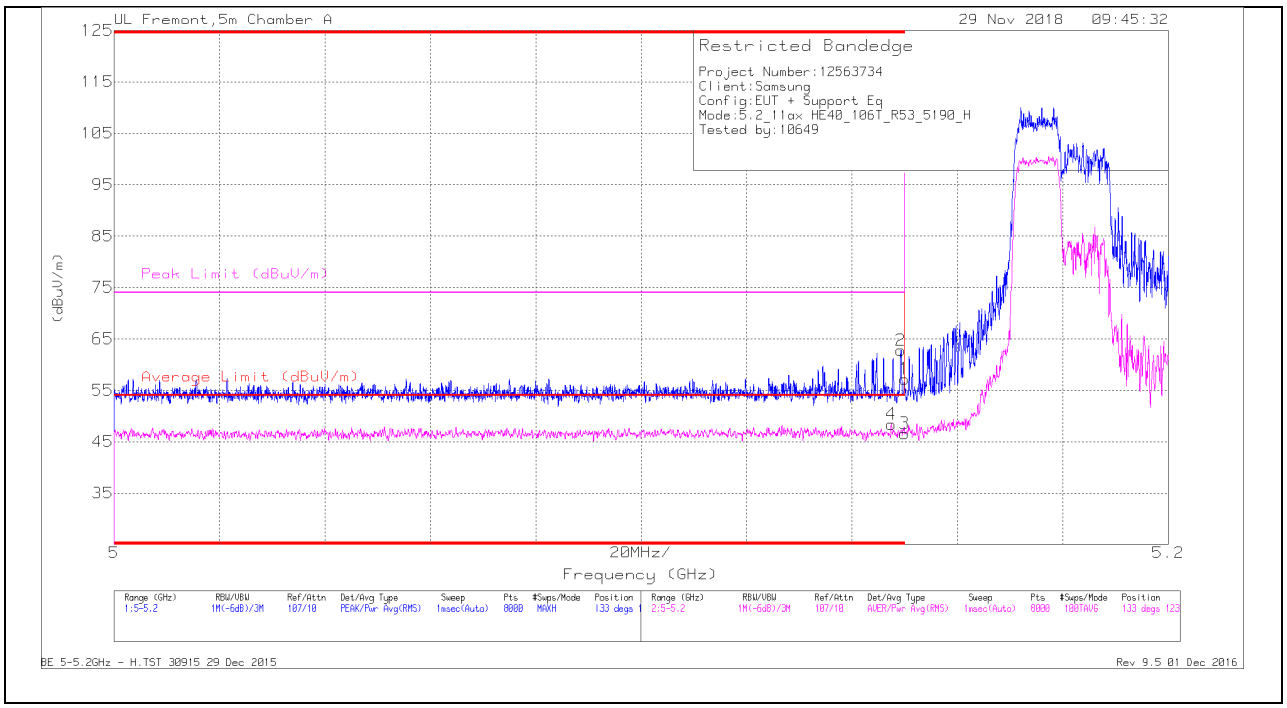

Trace Markers

Marker	Frequency (GHz)	Meter Reading (dBuV)	Det	AF T862 (dB/m)	Amp/Cbl/Fltr/Pad (dB)	DC Corr (dB)	Corrected Reading (dBuV/m)	Average Limit (dBuV/m)	Margin (dB)	Peak Limit (dBuV/m)	PK Margin (dB)	Azimuth (Degs)	Height (cm)	Polarity
1	* 5.15	40.5	Pk	34.4	-17.7	0	57.2	-	-	74	-16.8	133	123	H
2	* 5.149	46.1	Pk	34.4	-17.7	0	62.8	-	-	74	-11.2	133	123	H
3	* 5.15	29.87	RMS	34.4	-17.7	0.36	46.93	54	-7.07	-	-	133	123	H
4	* 5.147	31.71	RMS	34.4	-17.7	0.36	48.77	54	-5.23	-	-	133	123	H

* - indicates frequency in CFR47 Pt 15 / IC RSS-Restricted Band
Pk - Peak detector
RMS - RMS detection

UL VERIFICATION SERVICES INC.
47173 Benicia Street, Fremont, CA 94538; USA TEL:(510) 771-1000 FAX:(510) 661-0888
This report shall not be reproduced except in full, without the written approval of UL Verification Services Inc.

VERTICAL RESULT

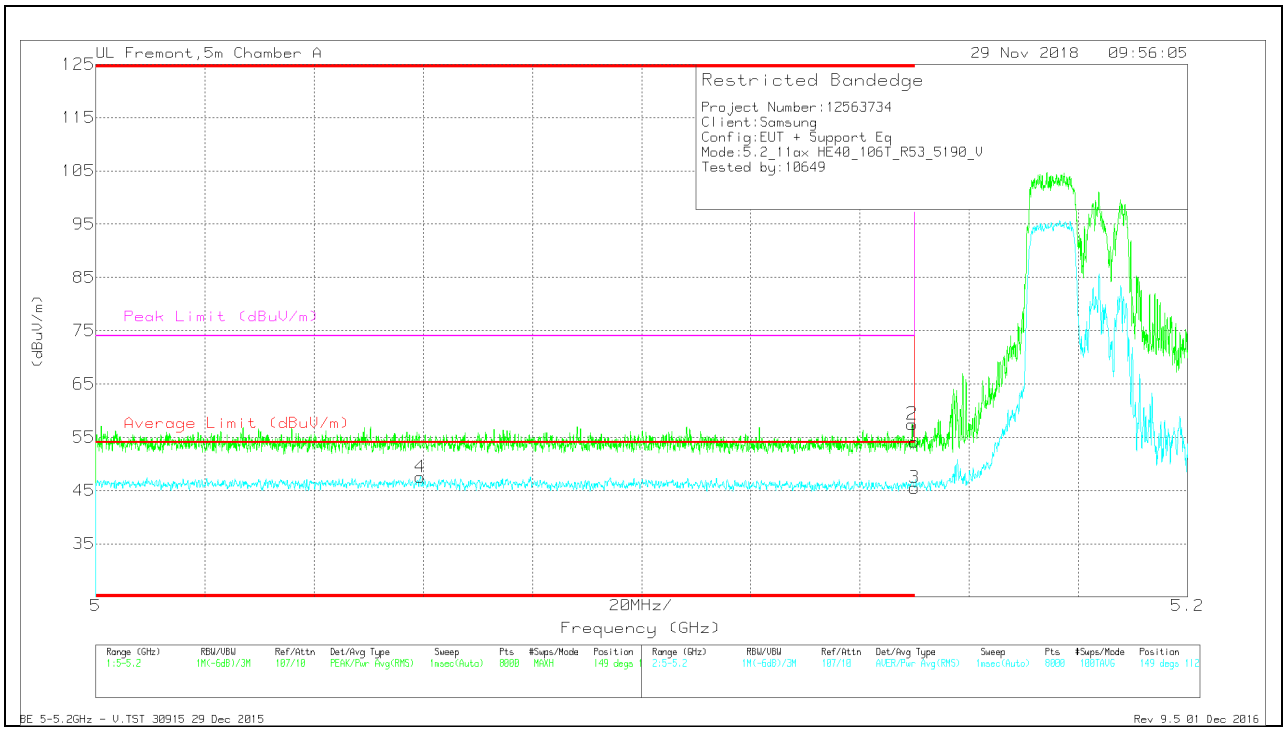

Trace Markers

Marker	Frequency (GHz)	Meter Reading (dBuV)	Det	AF T862 (dB/m)	Amp/Cbl/Fltr/Pad (dB)	DC Corr (dB)	Corrected Reading (dBuV/m)	Average Limit (dBuV/m)	Margin (dB)	Peak Limit (dBuV/m)	PK Margin (dB)	Azimuth (Degs)	Height (cm)	Polarity
4	* 5.059	30.9	RMS	34.4	-17.8	0.36	47.86	54	-6.14	-	-	149	112	V
1	* 5.15	37.42	Pk	34.4	-17.7	0	54.12	-	-	74	-19.88	149	112	V
2	* 5.15	40.74	Pk	34.4	-17.7	0	57.44	-	-	74	-16.56	149	112	V
3	* 5.15	28.82	RMS	34.4	-17.7	0.36	45.88	54	-8.12	-	-	149	112	V

* - indicates frequency in CFR47 Pt 15 / IC RSS-Restricted Band
Pk - Peak detector
RMS - RMS detection

UL VERIFICATION SERVICES INC.
47173 Benicia Street, Fremont, CA 94538; USA TEL:(510) 771-1000 FAX:(510) 661-0888
This report shall not be reproduced except in full, without the written approval of UL Verification Services Inc.

2TX Antenna 1 + Antenna 2 OFDMA MODE – 52-Tones, RU Index 37

BANDEDGE (LOW CHANNEL)

HORIZONTAL RESULT

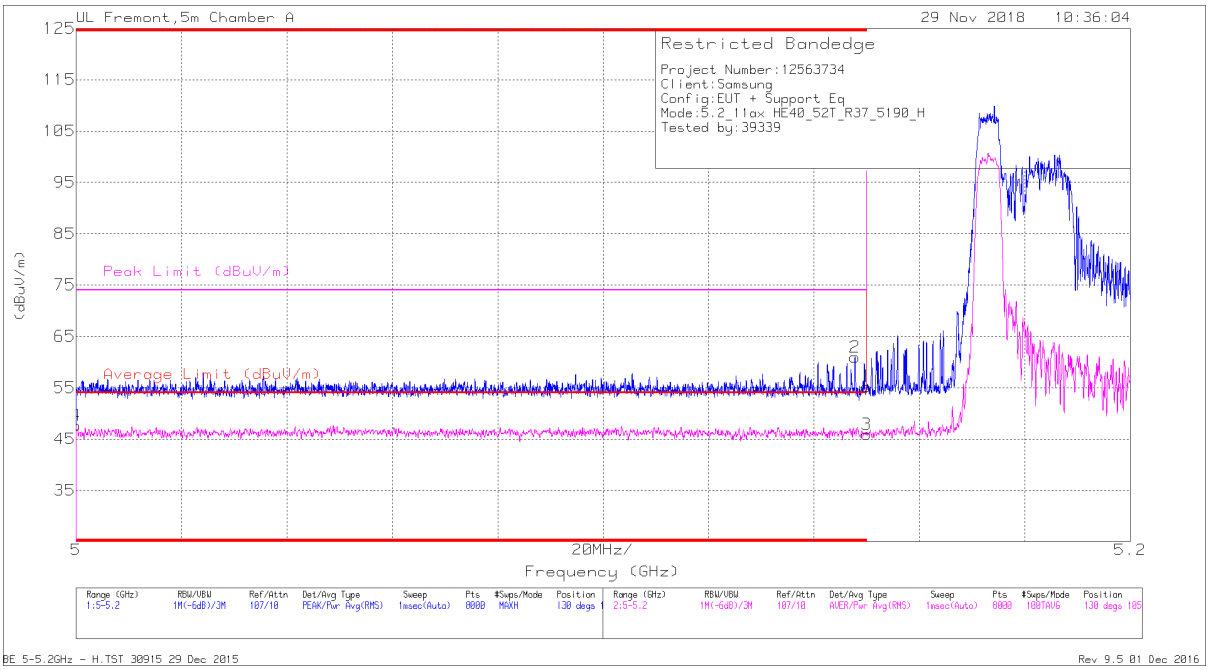

Trace Markers

Marker	Frequency (GHz)	Meter Reading (dBuV)	Det	AF T862 (dB/m)	Amp/Cbl/Fltr/Pad (dB)	DC Corr (dB)	Corrected Reading (dBuV/m)	Average Limit (dBuV/m)	Margin (dB)	Peak Limit (dBuV/m)	PK Margin (dB)	Azimuth (Degs)	Height (cm)	Polarity
1	* 5.15	38.53	Pk	34.4	-17.7	0	55.23	-	-	74	-18.77	130	105	H
2	* 5.148	44.25	Pk	34.4	-17.7	0	60.95	-	-	74	-13.05	130	105	H
3	* 5.15	29.04	RMS	34.4	-17.7	.17	45.91	54	-8.09	-	-	130	105	H
4	* 5	31.04	RMS	34.3	-17.9	.17	47.61	54	-6.39	-	-	130	105	H

* - indicates frequency in CFR47 Pt 15 / IC RSS-Restricted Band
Pk - Peak detector
RMS - RMS detection

UL VERIFICATION SERVICES INC.
47173 Benicia Street, Fremont, CA 94538; USA TEL:(510) 771-1000 FAX:(510) 661-0888
This report shall not be reproduced except in full, without the written approval of UL Verification Services Inc.

VERTICAL RESULT

Trace Markers

Marker	Frequency (GHz)	Meter Reading (dBuV)	Det	AF T862 (dB/m)	Amp/Cbl/Fltr/Pad (dB)	DC Corr (dB)	Corrected Reading (dBuV/m)	Average Limit (dBuV/m)	Margin (dB)	Peak Limit (dBuV/m)	PK Margin (dB)	Azimuth (Degs)	Height (cm)	Polarity
1	* 5.15	37.37	Pk	34.4	-17.7	0	54.07	-	-	74	-19.93	333	117	V
2	* 5.005	41.14	Pk	34.3	-17.9	0	57.54	-	-	74	-16.46	333	117	V
3	* 5.15	28.56	RMS	34.4	-17.7	.17	45.43	54	-8.57	-	-	333	117	V
4	* 5.033	30.92	RMS	34.3	-17.9	.17	47.49	54	-6.51	-	-	333	117	V

* - indicates frequency in CFR47 Pt 15 / IC RSS-Restricted Band
Pk - Peak detector
RMS - RMS detection

UL VERIFICATION SERVICES INC.
47173 Benicia Street, Fremont, CA 94538; USA TEL:(510) 771-1000 FAX:(510) 661-0888
This report shall not be reproduced except in full, without the written approval of UL Verification Services Inc.

2TX Antenna 1 + Antenna 2 OFDMA MODE – 26-Tones, RU Index 1

BANDEDGE (LOW CHANNEL)

HORIZONTAL RESULT

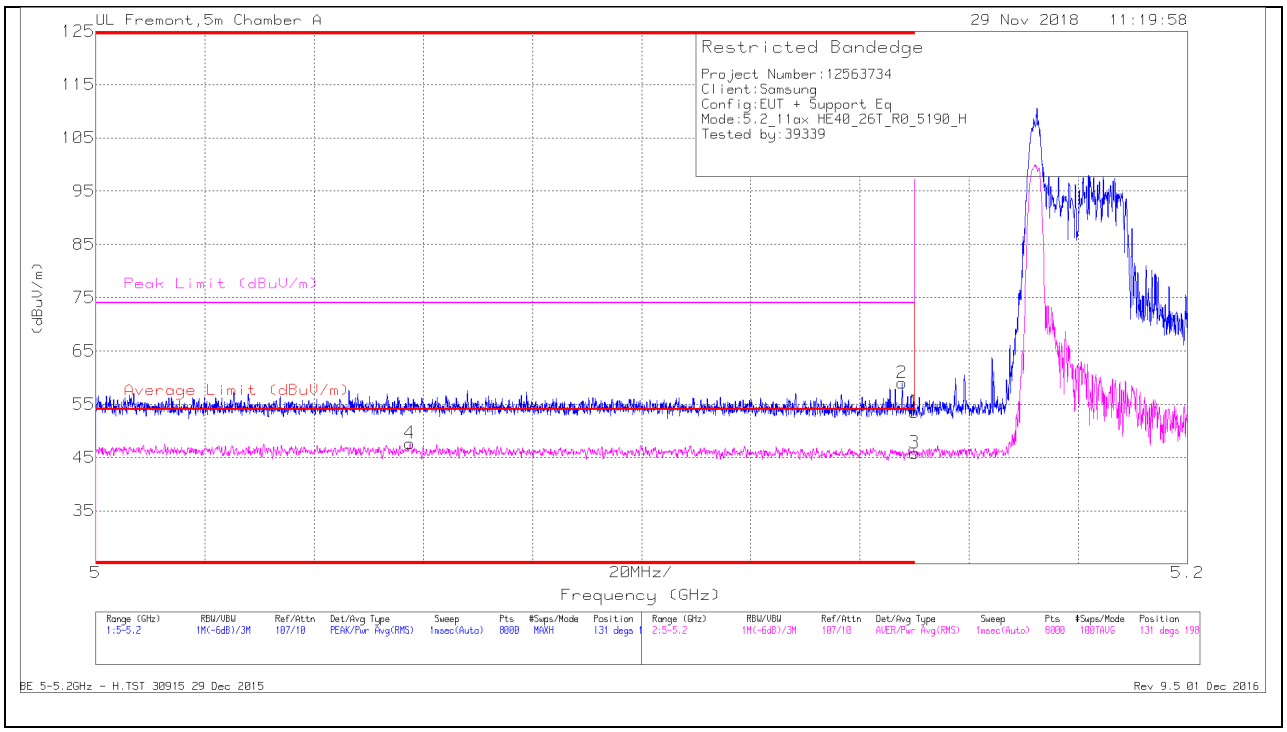

Trace Markers

Marker	Frequency (GHz)	Meter Reading (dBuV)	Det	AF T862 (dB/m)	Amp/Cbl/Fltr/Pad (dB)	DC Corr (dB)	Corrected Reading (dBuV/m)	Average Limit (dBuV/m)	Margin (dB)	Peak Limit (dBuV/m)	PK Margin (dB)	Azimuth (Degs)	Height (cm)	Polarity
4	* 5.058	30.95	RMS	34.4	-17.8	.11	47.66	54	-6.34	-	-	131	198	H
2	* 5.148	42.28	Pk	34.4	-17.7	0	58.98	-	-	74	-15.02	131	198	H
1	* 5.15	36.84	Pk	34.4	-17.7	0	53.54	-	-	74	-20.46	131	198	H
3	* 5.15	29.03	RMS	34.4	-17.7	.11	45.84	54	-8.16	-	-	131	198	H

* - indicates frequency in CFR47 Pt 15 / IC RSS-Restricted Band
Pk - Peak detector
RMS - RMS detection

UL VERIFICATION SERVICES INC.
47173 Benicia Street, Fremont, CA 94538; USA TEL:(510) 771-1000 FAX:(510) 661-0888
This report shall not be reproduced except in full, without the written approval of UL Verification Services Inc.

VERTICAL RESULT

Trace Markers

Marker	Frequency (GHz)	Meter Reading (dBuV)	Det	AF T862 (dB/m)	Amp/Cbl/Fltr/Pad (dB)	DC Corr (dB)	Corrected Reading (dBuV/m)	Average Limit (dBuV/m)	Margin (dB)	Peak Limit (dBuV/m)	PK Margin (dB)	Azimuth (Degs)	Height (cm)	Polarity
1	* 5.15	37.15	Pk	34.4	-17.7	0	53.85	-	-	74	-20.15	177	267	V
2	* 5.092	40.53	Pk	34.4	-17.7	0	57.23	-	-	74	-16.77	177	267	V
3	* 5.15	28.78	RMS	34.4	-17.7	.11	45.59	54	-8.41	-	-	177	267	V
4	* 5.05	30.67	RMS	34.4	-17.7	.11	47.48	54	-6.52	-	-	177	267	V

* - indicates frequency in CFR47 Pt 15 / IC RSS-Restricted Band
Pk - Peak detector
RMS - RMS detection

UL VERIFICATION SERVICES INC.
47173 Benicia Street, Fremont, CA 94538; USA TEL:(510) 771-1000 FAX:(510) 661-0888
This report shall not be reproduced except in full, without the written approval of UL Verification Services Inc.