CHANNEL 144 RESULTS

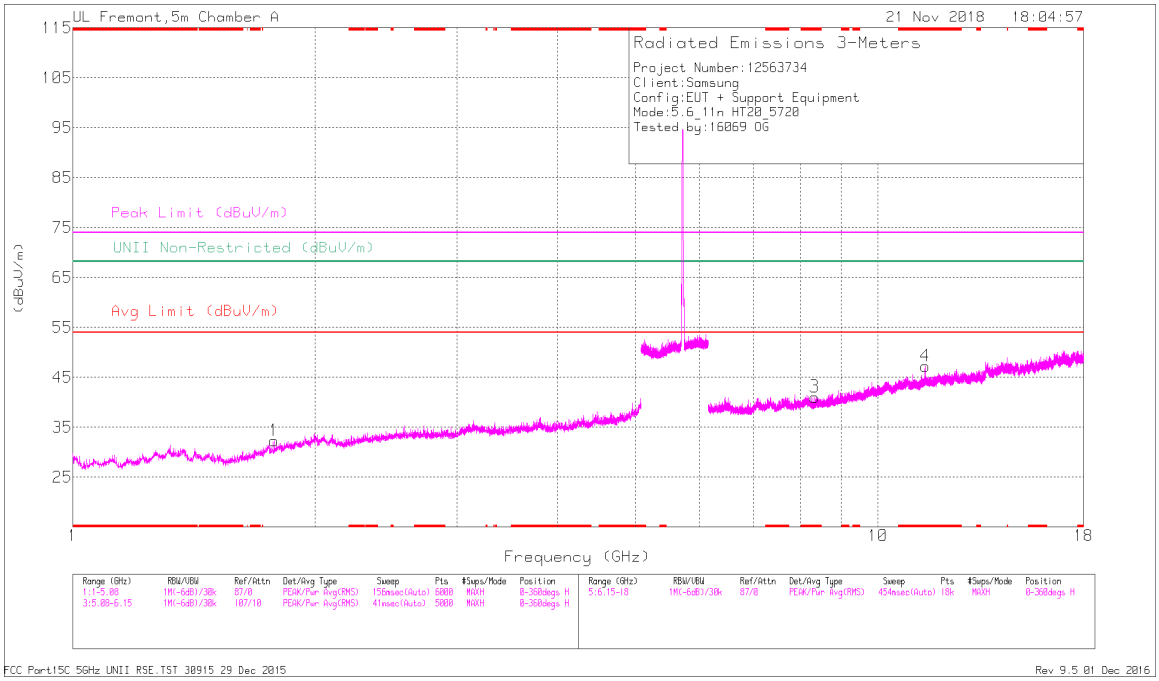

HORIZONTAL

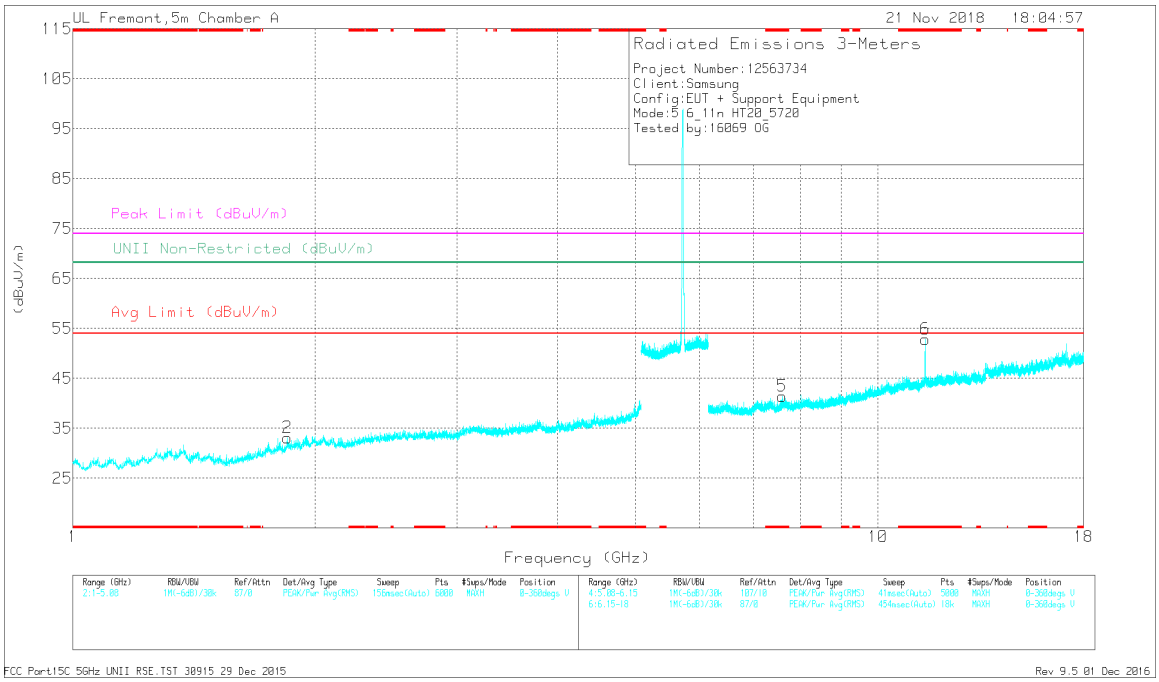

VERTICAL

UL VERIFICATION SERVICES INC.
47173 Benicia Street, Fremont, CA 94538; USA TEL:(510) 771-1000 FAX:(510) 661-0888
This report shall not be reproduced except in full, without the written approval of UL Verification Services Inc.

RADIATED EMISSIONS

Frequency (GHz)	Meter Reading (dBuV)	Det	AF T862 (dB/m)	Amp/Cbl/Fltr/Pad (dB)	DC Corr (dB)	Corrected Reading (dBuV/m)	Avg Limit (dBuV/m)	Margin (dB)	Peak Limit (dBuV/m)	PK Margin (dB)	UNII Non-Restricted (dBuV/m)	PK Margin (dB)	Azimuth (Degs)	Height (cm)	Polarity
* 8.347	33.31	PK-U	35.8	-22.3	0	46.81	-	-	74	-27.19	-	-	328	106	H
* 8.348	21.46	ADR	35.8	-22.3	.31	35.27	54	-18.73	-	-	-	-	328	106	H
* 11.442	35.43	PK-U	38.2	-18.6	0	55.03	-	-	74	-18.97	-	-	221	118	H
* 11.441	23.49	ADR	38.2	-18.6	.31	43.4	54	-10.6	-	-	-	-	221	118	H
* 7.606	32.24	PK-U	35.7	-21.8	0	46.14	-	-	74	-27.86	-	-	23	248	V
* 7.604	20.91	ADR	35.7	-21.9	.31	35.02	54	-18.98	-	-	-	-	23	248	V
* 11.441	38.8	PK-U	38.2	-18.6	0	58.4	-	-	74	-15.6	-	-	24	112	V
* 11.442	26.74	ADR	38.2	-18.6	.31	46.65	54	-7.35	-	-	-	-	24	112	V
1.776	38.37	PK-U	30	-30.7	0	37.67	-	-	-	-	68.2	-30.53	87	132	H
1.849	39.35	PK-U	30.9	-31.4	0	38.85	-	-	-	-	68.2	-29.35	160	191	V

* - indicates frequency in CFR47 Pt 15 / IC RSS-Restricted Band
PK-U - U-NII: Maximum Peak
ADR - U-NII AD primary method, RMS average

UL VERIFICATION SERVICES INC.
47173 Benicia Street, Fremont, CA 94538; USA TEL:(510) 771-1000 FAX:(510) 661-0888
This report shall not be reproduced except in full, without the written approval of UL Verification Services Inc.

9.1.17. TX ABOVE 1 GHz 802.11n HT40 MODE IN THE 5.6 GHz BAND

2TX Antenna 1 + Antenna 2 CDD MODE

BANDEDGE (LOW CHANNEL)

HORIZONTAL RESULT

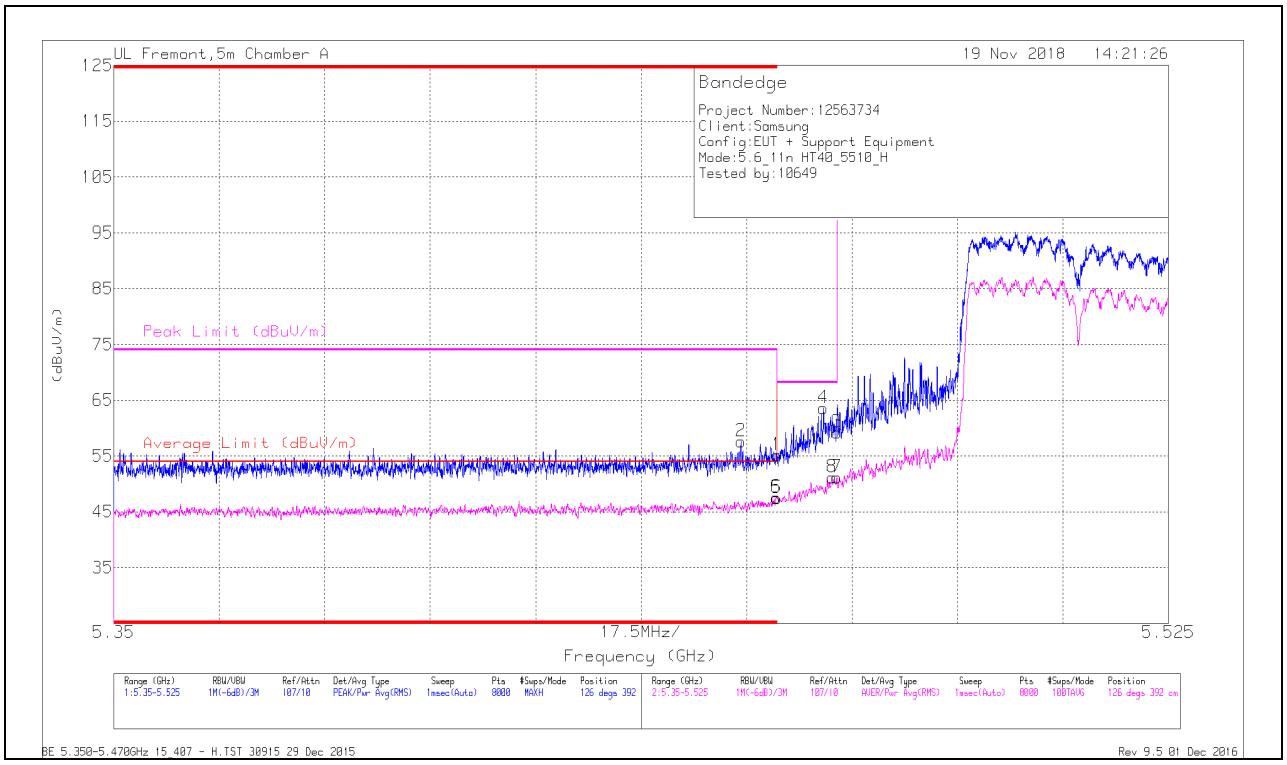

Marker	Frequency (GHz)	Meter Reading (dBuV)	Det	AF T862 (dB/m)	Amp/Cbl/Fltr/Pad (dB)	DC Corr (dB)	Corrected Reading (dBuV/m)	Average Limit (dBuV/m)	Margin (dB)	Peak Limit (dBuV/m)	PK Margin (dB)	Azimuth (Degs)	Height (cm)	Polarity
1	* 5.46	37.63	Pk	34.7	-17.2	0	55.13	-	-	74	-18.87	126	392	H
2	* 5.454	40.22	Pk	34.7	-17.3	0	57.62	-	-	74	-16.38	126	392	H
5	* 5.46	29.93	RMS	34.7	-17.2	.6	48.03	54	-5.97	-	-	126	392	H
6	* 5.46	30.1	RMS	34.7	-17.2	.6	47.2	54	-5.8	-	-	126	392	H
4	5.468	45.86	Pk	34.8	-17.1	0	63.56	-	-	68.2	-4.64	126	392	H
8	5.469	33.49	RMS	34.8	-17.1	.6	51.79	-	-	-	-	126	392	H
3	5.47	41.48	Pk	34.8	-17.1	0	59.18	-	-	68.2	-9.02	126	392	H
7	5.47	33.42	RMS	34.8	-17.1	.6	51.72	-	-	-	-	126	392	H

* - indicates frequency in CFR47 Pt 15 / IC RSS-Restricted Band
Pk - Peak detector
RMS - RMS detection

UL VERIFICATION SERVICES INC.
47173 Benicia Street, Fremont, CA 94538; USA TEL:(510) 771-1000 FAX:(510) 661-0888
This report shall not be reproduced except in full, without the written approval of UL Verification Services Inc.

VERTICAL RESULT

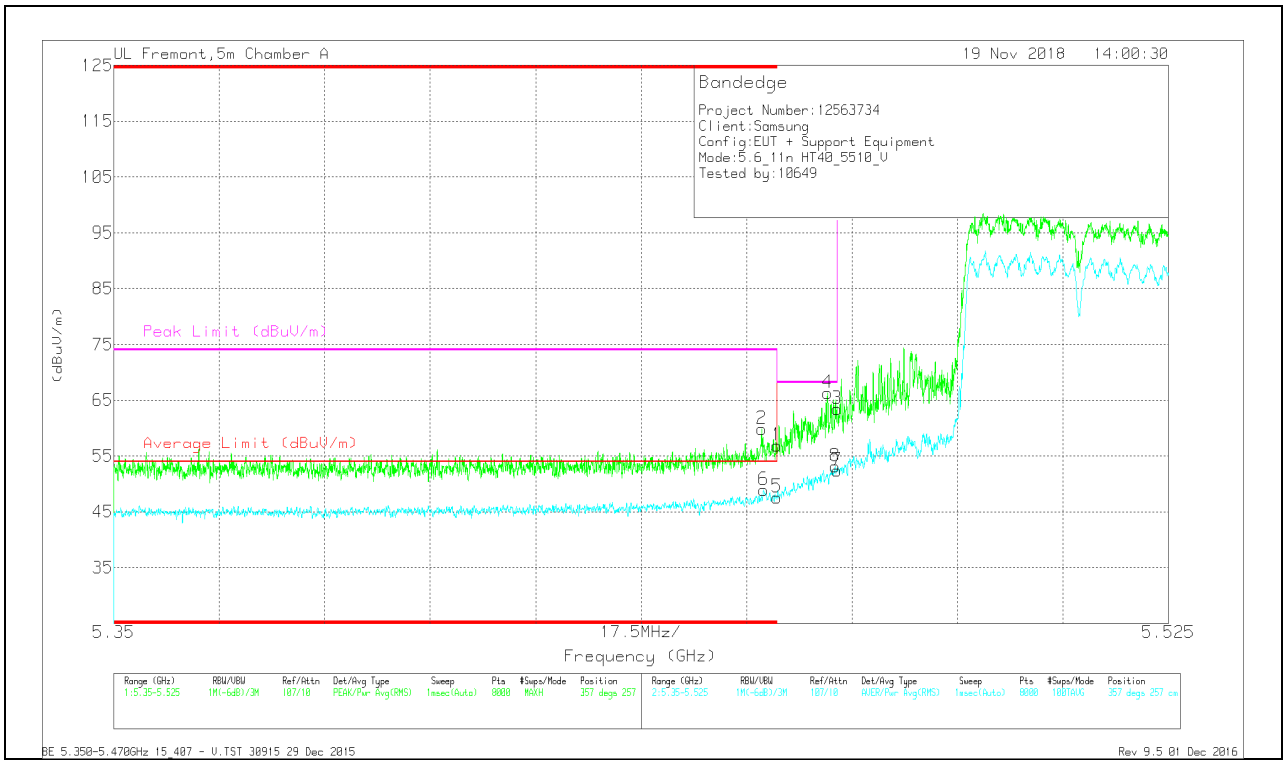

Marker	Frequency (GHz)	Meter Reading (dBuV)	Det	AF T862 (dB/m)	Amp/Cbl/Fltr/Pad (dB)	DC Corr (dB)	Corrected Reading (dBuV/m)	Average Limit (dBuV/m)	Margin (dB)	Peak Limit (dBuV/m)	PK Margin (dB)	Azimuth (Degs)	Height (cm)	Polarity
1	* 5.46	39.39	Pk	34.7	-17.2	0	56.89	-	-	74	-17.11	357	257	V
2	* 5.458	42.36	Pk	34.7	-17.2	0	59.86	-	-	74	-14.14	357	257	V
5	* 5.46	30.12	RMS	34.7	-17.2	.6	48.22	54	-5.78	-	-	357	257	V
6	* 5.458	31.4	RMS	34.7	-17.2	.6	49.5	54	-4.5	-	-	357	257	V
4	5.468	48.65	Pk	34.8	-17.1	0	66.35	-	-	68.2	-1.85	357	257	V
3	5.47	45.72	Pk	34.8	-17.1	0	63.42	-	-	68.2	-4.78	357	257	V
7	5.47	34.72	RMS	34.8	-17.1	.6	52.42	-	-	-	-	357	257	V
8	5.47	35.47	RMS	34.8	-17.1	.6	53.17	-	-	-	-	357	257	V

* - indicates frequency in CFR47 Pt 15 / IC RSS-Restricted Band
Pk - Peak detector
RMS - RMS detection

UL VERIFICATION SERVICES INC.
47173 Benicia Street, Fremont, CA 94538; USA TEL:(510) 771-1000 FAX:(510) 661-0888
This report shall not be reproduced except in full, without the written approval of UL Verification Services Inc.

BANDEDGE (HIGH CHANNEL)

HORIZONTAL RESULT

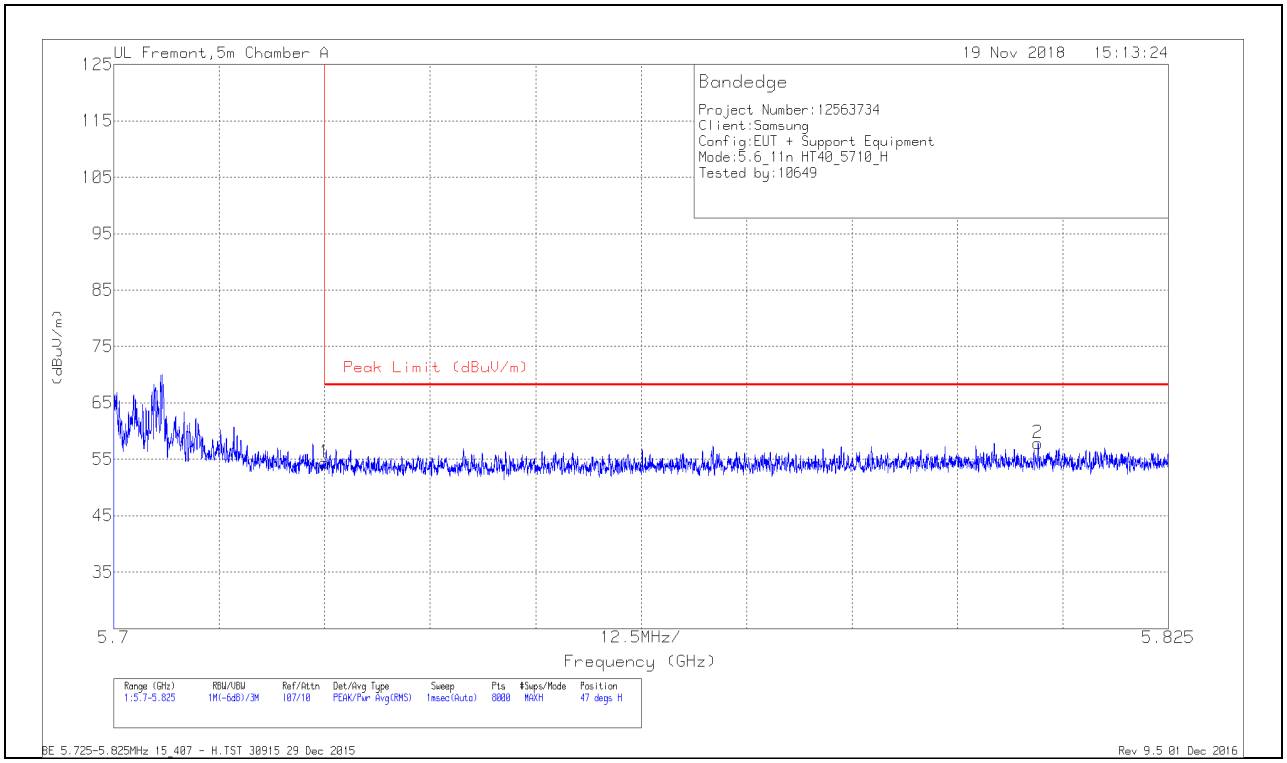

Marker	Frequency (GHz)	Meter Reading (dBuV)	Det	AF T862 (dB/m)	Amp/Cbl/Fltr/Pad (dB)	Corrected Reading (dBuV/m)	Peak Limit (dBuV/m)	PK Margin (dB)	Azimuth (Degs)	Height (cm)	Polarity
1	5.725	36.27	Pk	35	-16.9	54.37	68.2	-13.83	47	115	H
2	5.81	39.04	Pk	35.1	-16.3	57.84	68.2	-10.36	47	115	H

* - indicates frequency in CFR47 Pt 15 / IC RSS-Restricted Band
Pk - Peak detector

UL VERIFICATION SERVICES INC.
47173 Benicia Street, Fremont, CA 94538; USA TEL:(510) 771-1000 FAX:(510) 661-0888
This report shall not be reproduced except in full, without the written approval of UL Verification Services Inc.

VERTICAL RESULT

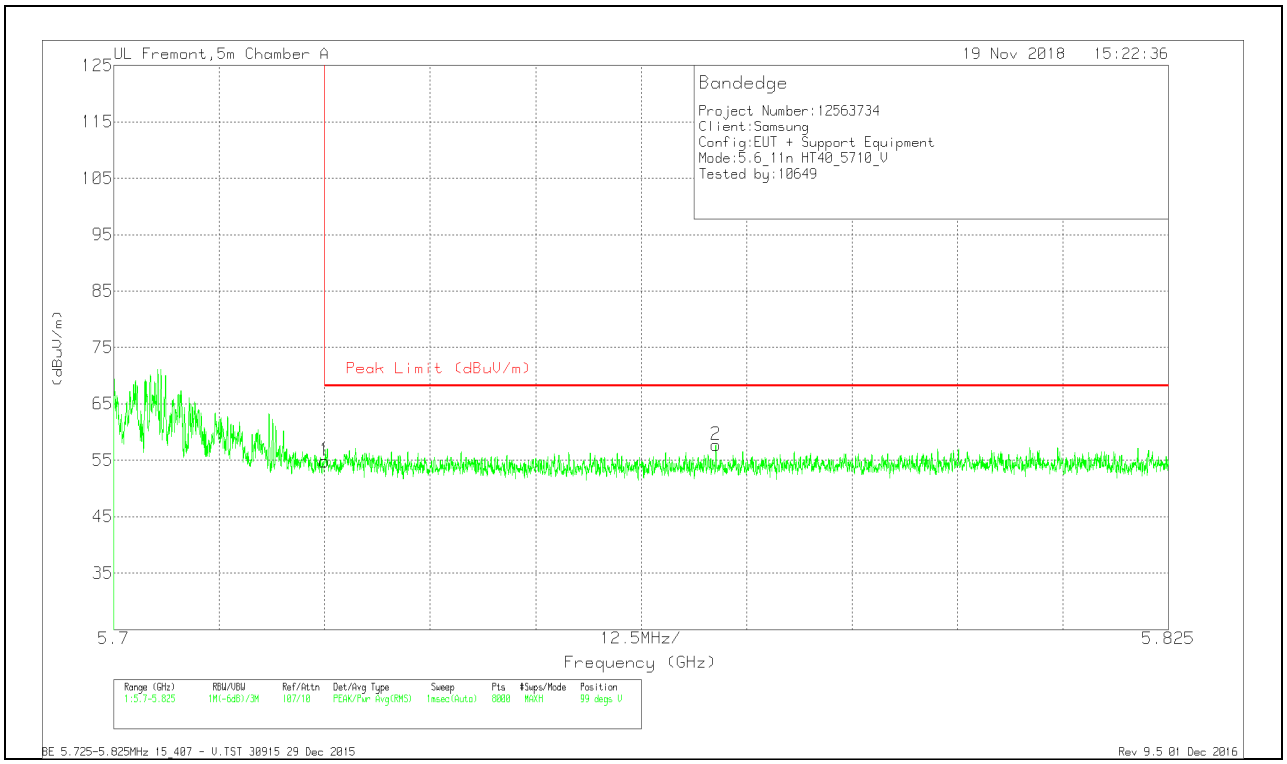

Marker	Frequency (GHz)	Meter Reading (dBuV)	Det	AF T862 (dB/m)	Amp/Cbl/Fltr/Pad (dB)	Corrected Reading (dBuV/m)	Peak Limit (dBuV/m)	PK Margin (dB)	Azimuth (Degs)	Height (cm)	Polarity
1	5.725	36.75	Pk	35	-16.9	54.85	68.2	-13.35	99	105	V
2	5.771	39.18	Pk	35	-16.5	57.68	68.2	-10.52	99	105	V

* - indicates frequency in CFR47 Pt 15 / IC RSS-Restricted Band
Pk - Peak detector

UL VERIFICATION SERVICES INC.
47173 Benicia Street, Fremont, CA 94538; USA TEL:(510) 771-1000 FAX:(510) 661-0888
This report shall not be reproduced except in full, without the written approval of UL Verification Services Inc.

HARMONICS AND SPURIOUS EMISSIONS

LOW CHANNEL RESULTS

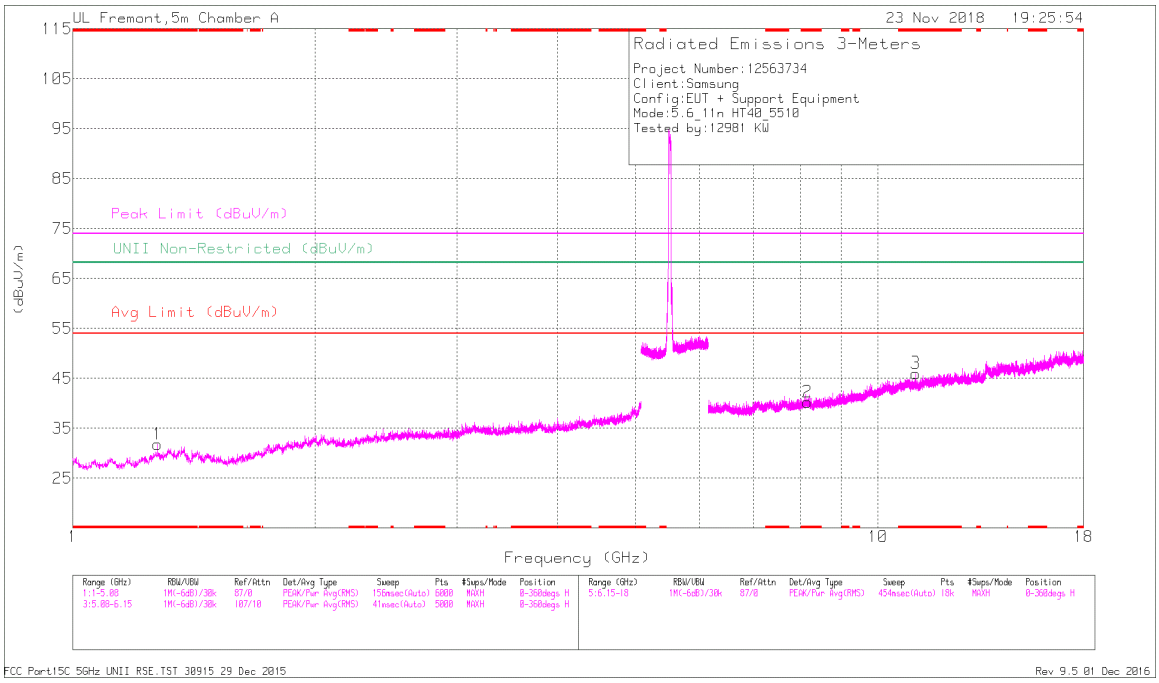

HORIZONTAL

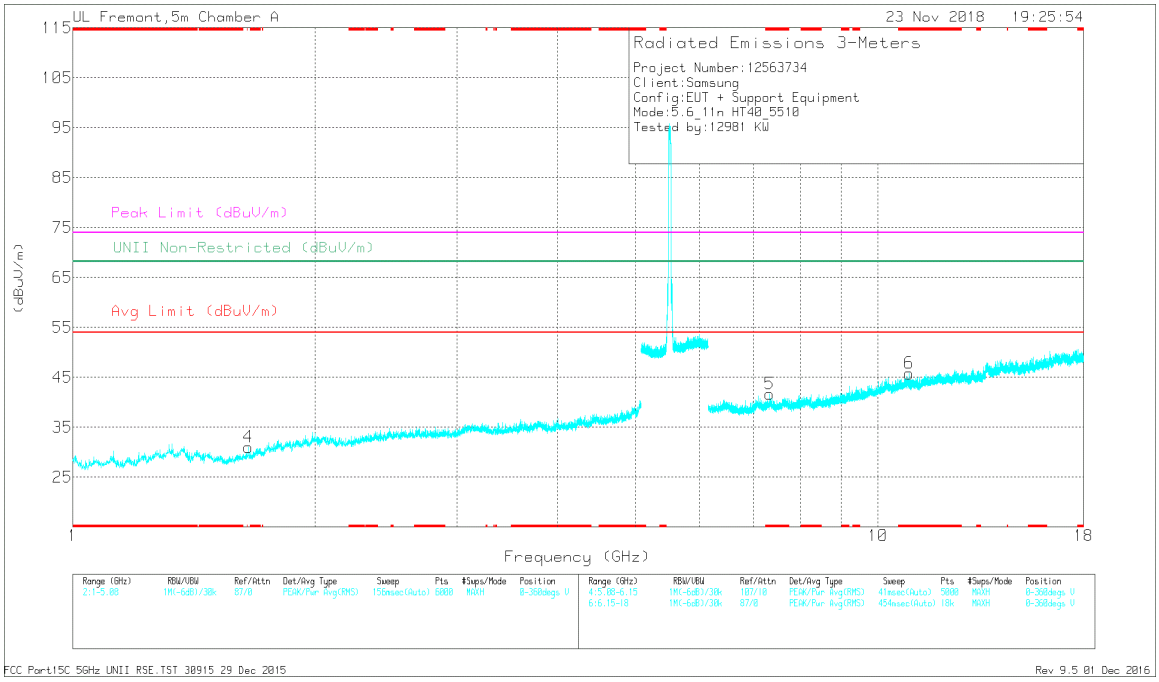

VERTICAL

UL VERIFICATION SERVICES INC.
47173 Benicia Street, Fremont, CA 94538; USA TEL:(510) 771-1000 FAX:(510) 661-0888
This report shall not be reproduced except in full, without the written approval of UL Verification Services Inc.

RADIATED EMISSIONS

Frequency (GHz)	Meter Reading (dBuV)	Det	AF T862 (dB/m)	Amp/Cbl/Fltr/Pad (dB)	DC Corr (dB)	Corrected Reading (dBuV/m)	Avg Limit (dBuV/m)	Margin (dB)	Peak Limit (dBuV/m)	PK Margin (dB)	UNII Non-Restricted (dBuV/m)	PK Margin (dB)	Azimuth (Degs)	Height (cm)	Polarity
* 1.276	39.7	PK-U	29.3	-32.2	0	36.8	-	-	74	-37.2	-	-	48	135	H
* 1.272	28.54	ADR	29.3	-32.3	.6	26.14	54	-27.86	-	-	-	-	48	135	H
* 8.177	33.57	PK-U	35.8	-21.8	0	47.57	-	-	74	-26.43	-	-	116	168	H
* 8.177	21.87	ADR	35.8	-21.8	.6	36.47	54	-17.53	-	-	-	-	116	168	H
* 11.141	31.27	PK-U	37.9	-19.1	0	50.07	-	-	74	-23.93	-	-	190	113	H
* 11.142	20.71	ADR	37.9	-19.1	.6	40.11	54	-13.89	-	-	-	-	190	113	H
* 7.34	32.8	PK-U	35.7	-21.9	0	46.6	-	-	74	-27.4	-	-	165	100	V
* 7.338	21.99	ADR	35.7	-21.9	.6	36.39	54	-17.61	-	-	-	-	165	100	V
* 10.924	32.13	PK-U	37.9	-18.9	0	51.13	-	-	74	-22.87	-	-	224	202	V
* 10.925	20.57	ADR	37.9	-18.9	.6	40.17	54	-13.83	-	-	-	-	224	202	V
1.653	39.27	PK-U	28.5	-31.1	0	36.67	-	-	-	-	68.2	-31.53	233	158	V

* - indicates frequency in CFR47 Pt 15 / IC RSS-Restricted Band
PK-U - U-NII: Maximum Peak
ADR - U-NII AD primary method, RMS average

UL VERIFICATION SERVICES INC.
47173 Benicia Street, Fremont, CA 94538; USA TEL:(510) 771-1000 FAX:(510) 661-0888
This report shall not be reproduced except in full, without the written approval of UL Verification Services Inc.

MID CHANNEL RESULTS

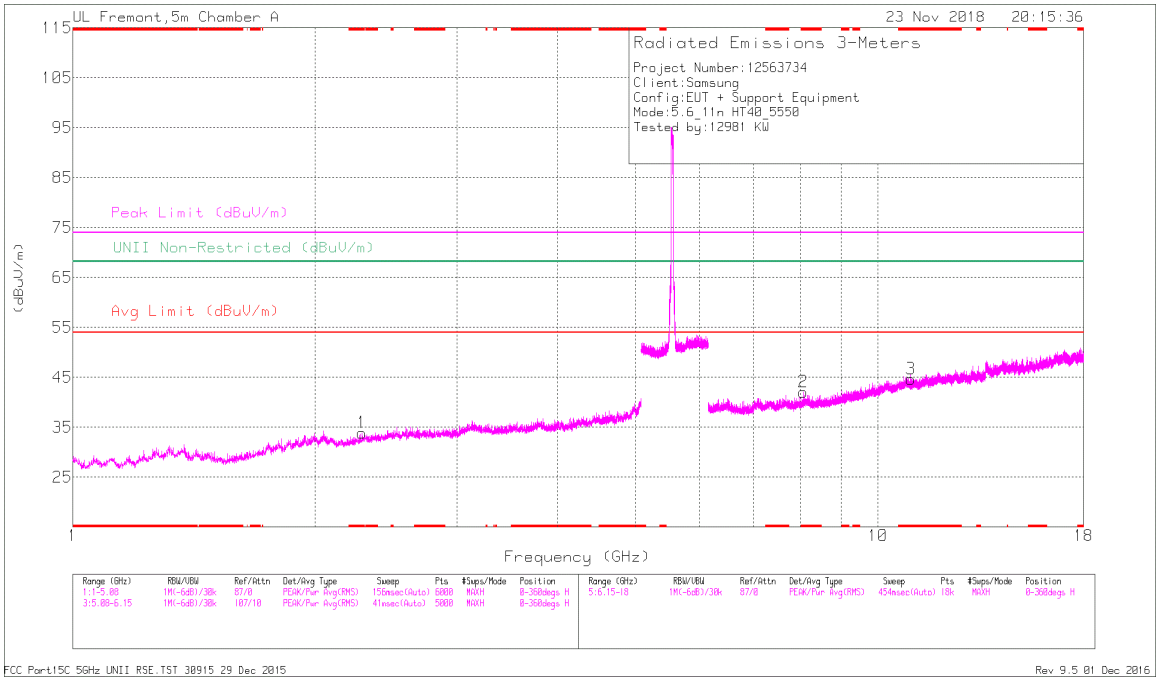

HORIZONTAL

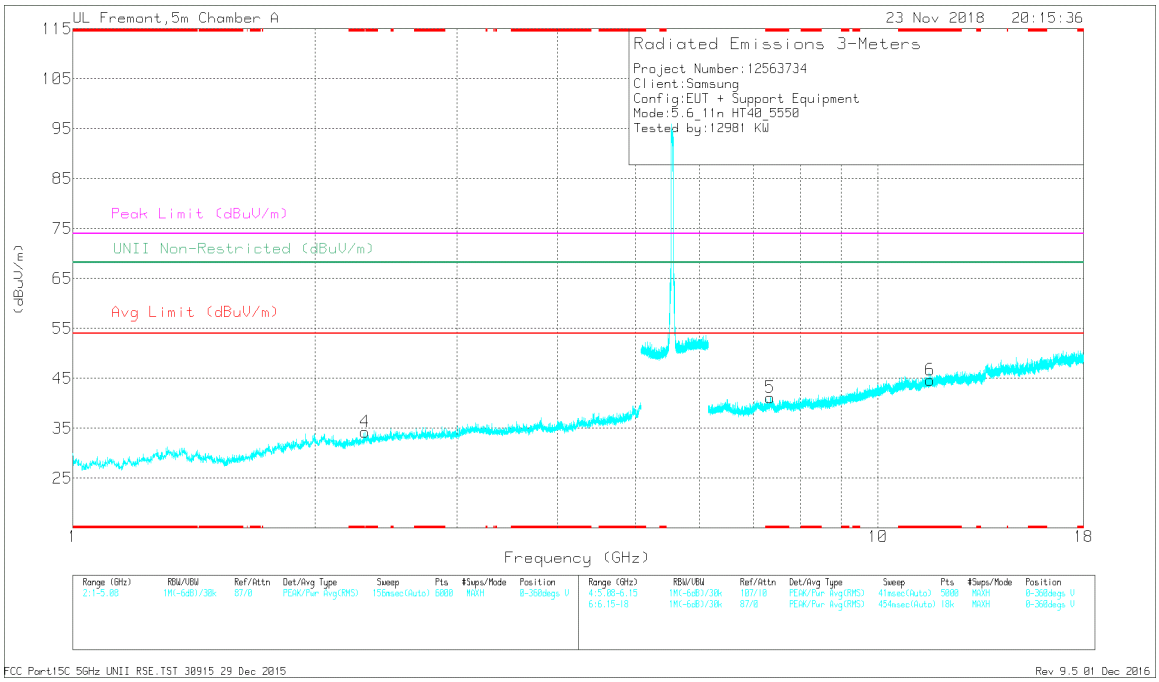

VERTICAL

UL VERIFICATION SERVICES INC.
47173 Benicia Street, Fremont, CA 94538; USA TEL:(510) 771-1000 FAX:(510) 661-0888
This report shall not be reproduced except in full, without the written approval of UL Verification Services Inc.

RADIATED EMISSIONS

Frequency (GHz)	Meter Reading (dBuV)	Det	AF T862 (dB/m)	Amp/Cbl/Fltr/Pad (dB)	DC Corr (dB)	Corrected Reading (dBuV/m)	Avg Limit (dBuV/m)	Margin (dB)	Peak Limit (dBuV/m)	PK Margin (dB)	UNII Non-Restricted (dBuV/m)	PK Margin (dB)	Azimuth (Degs)	Height (cm)	Polarity
* 2.288	38.94	PK-U	31.5	-30.4	0	40.04	-	-	74	-33.96	-	-	255	215	H
* 2.286	27.3	ADR	31.5	-30.4	.6	29	54	-25	-	-	-	-	255	215	H
* 8.07	33.42	PK-U	35.8	-22.4	0	46.82	-	-	74	-27.18	-	-	212	192	H
* 8.072	22.34	ADR	35.8	-22.3	.6	36.44	54	-17.56	-	-	-	-	212	192	H
* 10.992	31.51	PK-U	37.9	-19.3	0	50.11	-	-	74	-23.89	-	-	167	144	H
* 10.991	20.92	ADR	37.9	-19.3	.6	40.12	54	-13.88	-	-	-	-	167	144	H
* 7.346	32.85	PK-U	35.7	-21.7	0	46.85	-	-	74	-27.15	-	-	214	187	V
* 7.348	21.87	ADR	35.7	-21.7	.6	36.47	54	-17.53	-	-	-	-	214	187	V
* 11.612	31.68	PK-U	38.5	-19	0	51.18	-	-	74	-22.82	-	-	120	158	V
* 11.609	20.6	ADR	38.5	-19	.6	40.7	54	-13.3	-	-	-	-	120	158	V
2.305	38.83	PK-U	31.5	-30.1	0	40.23	-	-	-	-	68.2	-27.97	317	141	V

* - indicates frequency in CFR47 Pt 15 / IC RSS-Restricted Band
PK-U - U-NII: Maximum Peak
ADR - U-NII AD primary method, RMS average

UL VERIFICATION SERVICES INC.
47173 Benicia Street, Fremont, CA 94538; USA TEL:(510) 771-1000 FAX:(510) 661-0888
This report shall not be reproduced except in full, without the written approval of UL Verification Services Inc.

HIGH CHANNEL RESULTS

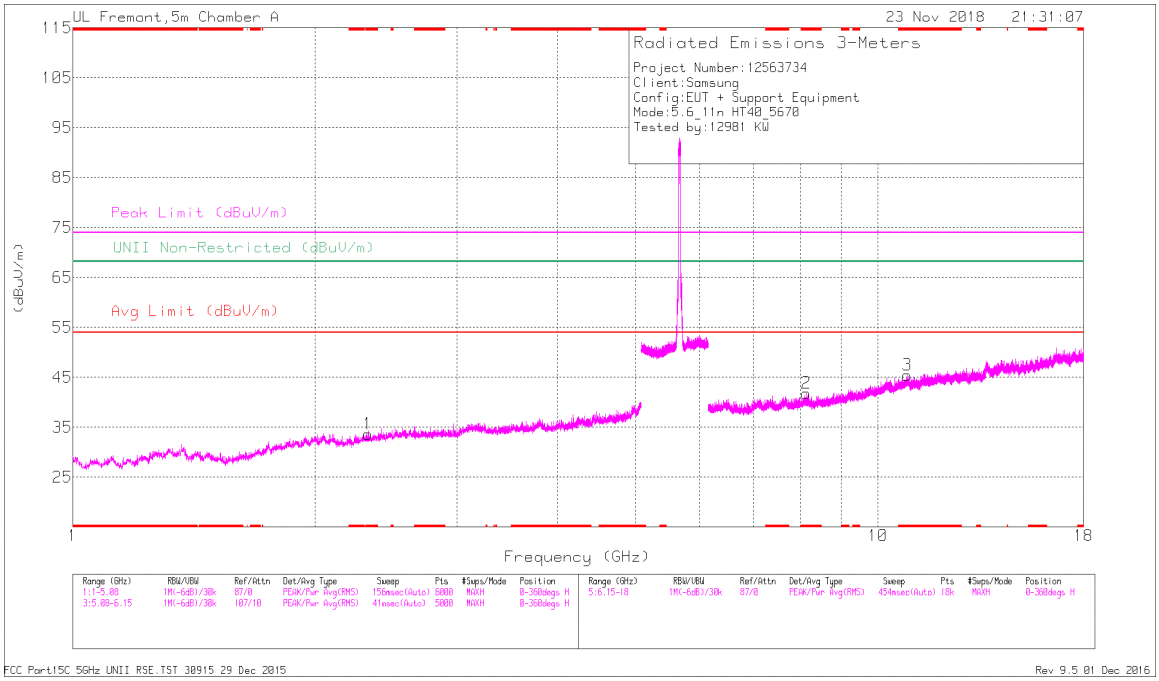

HORIZONTAL

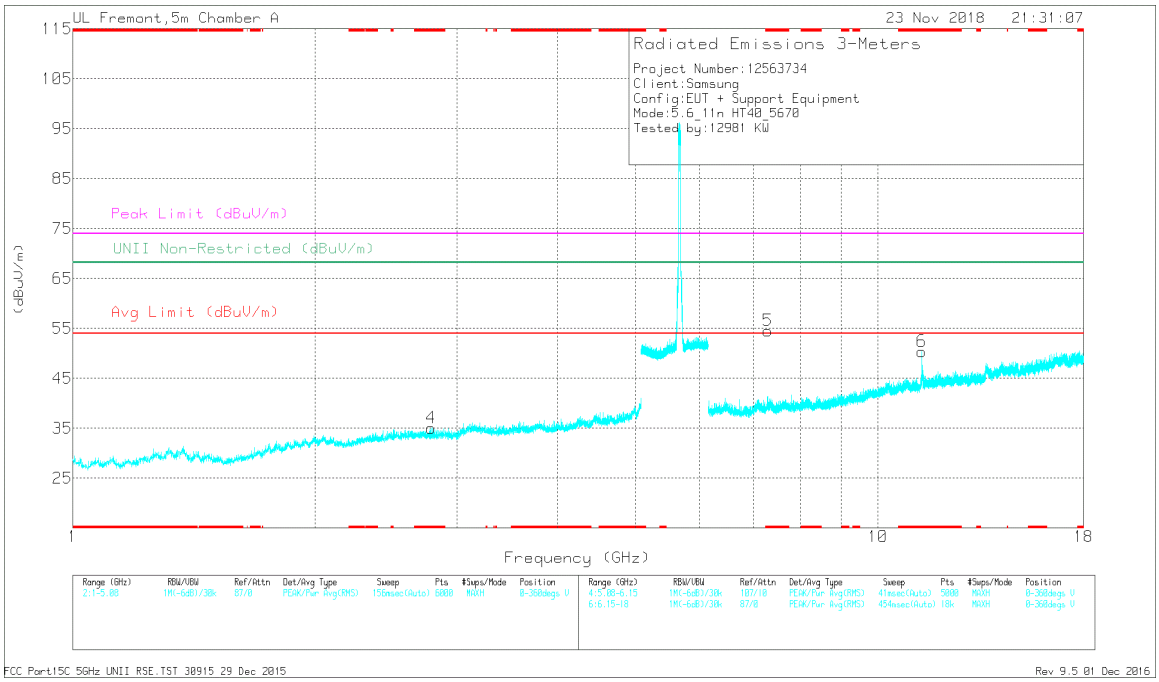

VERTICAL

UL VERIFICATION SERVICES INC.
47173 Benicia Street, Fremont, CA 94538; USA TEL:(510) 771-1000 FAX:(510) 661-0888
This report shall not be reproduced except in full, without the written approval of UL Verification Services Inc.

RADIATED EMISSIONS

Frequency (GHz)	Meter Reading (dBuV)	Det	AF T862 (dB/m)	Amp/Cbl/Fltr/Pad (dB)	DC Corr (dB)	Corrected Reading (dBuV/m)	Avg Limit (dBuV/m)	Margin (dB)	Peak Limit (dBuV/m)	PK Margin (dB)	UNII Non-Restricted (dBuV/m)	PK Margin (dB)	Azimuth (Degs)	Height (cm)	Polarity
* 2.325	38.18	PK-U	31.6	-29.9	0	39.88	-	-	74	-34.12	-	-	304	170	H
* 2.327	26.96	ADR	31.6	-29.9	.6	29.26	54	-24.74	-	-	-	-	304	170	H
* 2.786	38.1	PK-U	32.3	-29.7	0	40.7	-	-	74	-33.3	-	-	271	143	V
* 2.785	26.8	ADR	32.3	-29.7	.6	30	54	-24	-	-	-	-	271	143	V
* 8.151	32.92	PK-U	35.8	-21.8	0	46.92	-	-	74	-27.08	-	-	247	114	H
* 8.152	22.03	ADR	35.8	-21.8	.6	36.63	54	-17.37	-	-	-	-	247	114	H
* 10.879	31.76	PK-U	37.9	-18.4	0	51.26	-	-	74	-22.74	-	-	254	196	H
* 10.88	20.65	ADR	37.9	-18.5	.6	40.65	54	-13.35	-	-	-	-	254	196	H
* 7.293	33.2	PK-U	35.7	-22.5	0	46.4	-	-	74	-27.6	-	-	223	266	V
* 7.291	22.34	ADR	35.7	-22.5	.6	36.14	54	-17.86	-	-	-	-	223	266	V
* 11.338	31.7	PK-U	38.1	-18.7	0	51.1	-	-	74	-22.9	-	-	277	175	V
* 11.34	20.89	ADR	38.1	-18.7	.6	40.89	54	-13.11	-	-	-	-	277	175	V

* - indicates frequency in CFR47 Pt 15 / IC RSS-Restricted Band
PK-U - U-NII: Maximum Peak
ADR - U-NII AD primary method, RMS average

UL VERIFICATION SERVICES INC.
47173 Benicia Street, Fremont, CA 94538; USA TEL:(510) 771-1000 FAX:(510) 661-0888
This report shall not be reproduced except in full, without the written approval of UL Verification Services Inc.

CHANNEL 142 RESULTS

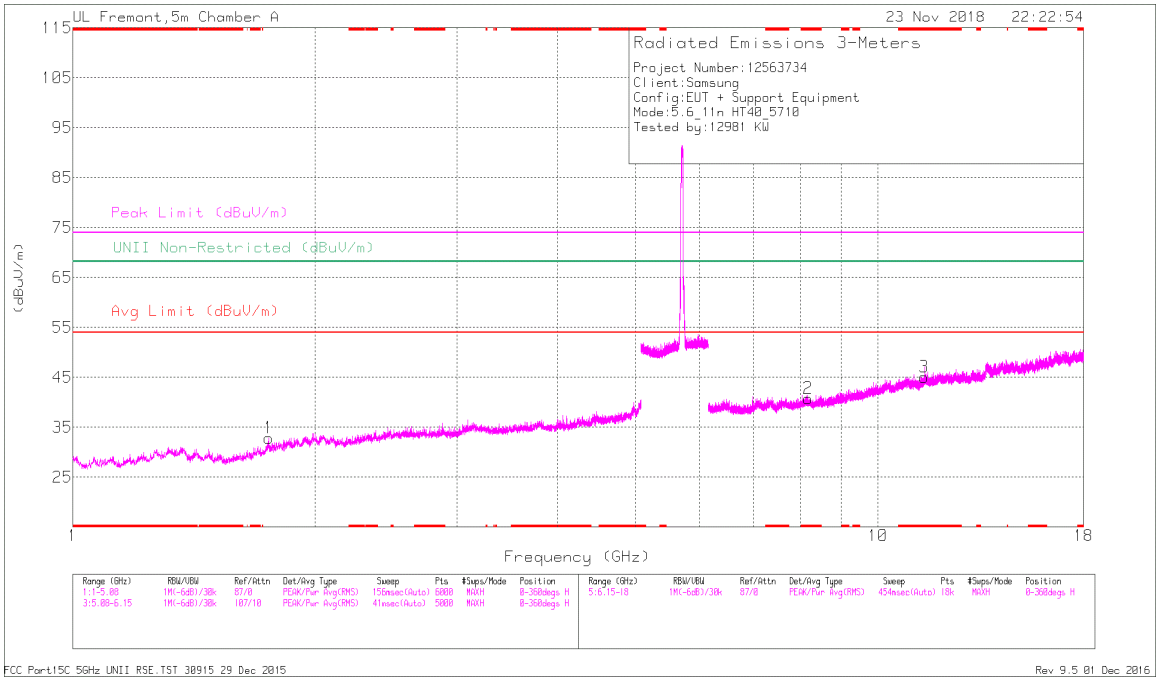

HORIZONTAL

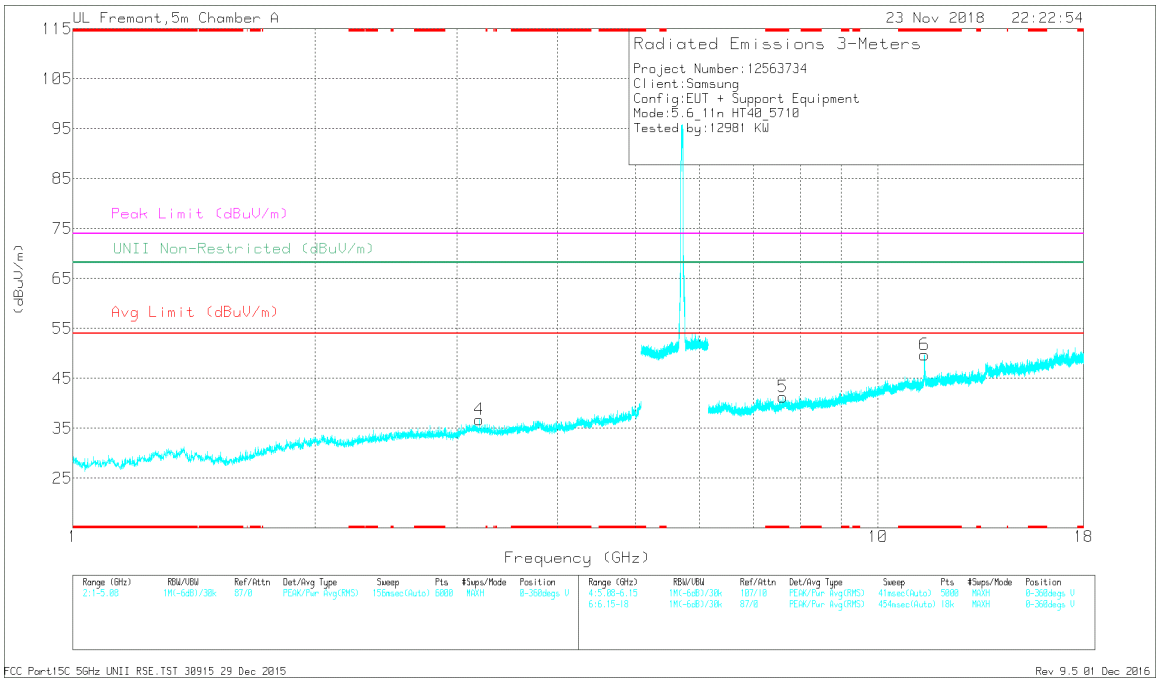

VERTICAL

UL VERIFICATION SERVICES INC.
47173 Benicia Street, Fremont, CA 94538; USA TEL:(510) 771-1000 FAX:(510) 661-0888
This report shall not be reproduced except in full, without the written approval of UL Verification Services Inc.

RADIATED EMISSIONS

Frequency (GHz)	Meter Reading (dBuV)	Det	AF T862 (dB/m)	Amp/Cbl/Fltr/Pad (dB)	DC Corr (dB)	Corrected Reading (dBuV/m)	Avg Limit (dBuV/m)	Margin (dB)	Peak Limit (dBuV/m)	PK Margin (dB)	UNII Non-Restricted (dBuV/m)	PK Margin (dB)	Azimuth (Degs)	Height (cm)	Polarity
* 8.186	32.53	PK-U	35.8	-21.7	0	46.63	-	-	74	-27.37	-	-	140	199	H
* 8.184	21.81	ADR	35.8	-21.7	.6	36.51	54	-17.49	-	-	-	-	140	199	H
* 11.412	33.31	PK-U	38.2	-18.8	0	52.71	-	-	74	-21.29	-	-	290	117	H
* 11.411	20.76	ADR	38.2	-18.8	.6	40.76	54	-13.24	-	-	-	-	290	117	H
* 7.617	32.41	PK-U	35.7	-21.6	0	46.51	-	-	74	-27.49	-	-	255	137	V
* 7.617	21.81	ADR	35.7	-21.6	.6	36.51	54	-17.49	-	-	-	-	255	137	V
* 11.421	32.61	PK-U	38.2	-18.8	0	52.01	-	-	74	-21.99	-	-	182	177	V
* 11.42	21.56	ADR	38.2	-18.8	.6	41.56	54	-12.44	-	-	-	-	182	177	V
1.749	39.36	PK-U	29.7	-30.9	0	38.16	-	-	-	-	68.2	-30.04	44	140	H
3.195	37.78	PK-U	33.1	-29.2	0	41.68	-	-	-	-	68.2	-26.52	93	176	V

* - indicates frequency in CFR47 Pt 15 / IC RSS-Restricted Band
PK-U - U-NII: Maximum Peak
ADR - U-NII AD primary method, RMS average

UL VERIFICATION SERVICES INC.
47173 Benicia Street, Fremont, CA 94538; USA TEL:(510) 771-1000 FAX:(510) 661-0888
This report shall not be reproduced except in full, without the written approval of UL Verification Services Inc.

9.1.18. TX ABOVE 1 GHz 802.11ac VHT80 MODE IN THE 5.6 GHz BAND

2TX Antenna 1 + Antenna 2 CDD MODE

BANDEDGE (LOW CHANNEL)

HORIZONTAL RESULT

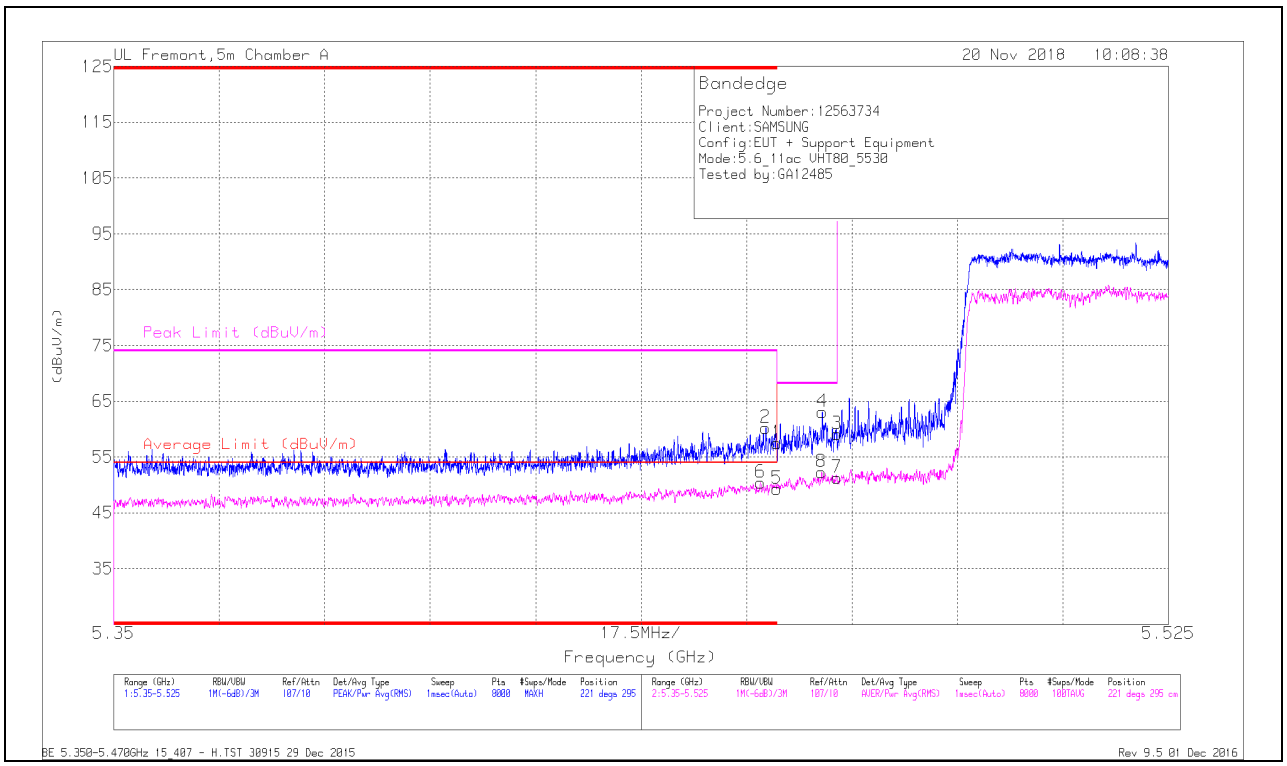

Marker	Frequency (GHz)	Meter Reading (dBuV)	Det	AF T862 (dB/m)	Amp/Cbl/Fltr/Pad (dB)	DC Corr (dB)	Corrected Reading (dBuV/m)	Average Limit (dBuV/m)	Margin (dB)	Peak Limit (dBuV/m)	PK Margin (dB)	Azimuth (Degs)	Height (cm)	Polarity
1	* 5.46	39.99	Pk	34.7	-17.2	0	57.49	-	-	74	-16.51	221	295	H
2	* 5.458	42.78	Pk	34.7	-17.2	0	60.28	-	-	74	-13.72	221	295	H
5	* 5.46	29.87	RMS	34.7	-17.2	1.95	49.32	54	-4.68	-	-	221	295	H
6	* 5.457	30.99	RMS	34.7	-17.2	1.95	50.44	54	-3.56	-	-	221	295	H
8	5.467	32.61	RMS	34.8	-17.1	1.95	52.26	-	-	-	-	221	295	H
4	5.468	45.4	Pk	34.8	-17.1	0	63.1	-	-	68.2	-5.1	221	295	H
3	5.47	41.44	Pk	34.8	-17.1	0	59.14	-	-	68.2	-9.06	221	295	H
7	5.47	31.68	RMS	34.8	-17.1	1.95	51.33	-	-	-	-	221	295	H

* - indicates frequency in CFR47 Pt 15 / IC RSS-Restricted Band
Pk - Peak detector
RMS - RMS detection

UL VERIFICATION SERVICES INC.
47173 Benicia Street, Fremont, CA 94538; USA TEL:(510) 771-1000 FAX:(510) 661-0888
This report shall not be reproduced except in full, without the written approval of UL Verification Services Inc.

VERTICAL RESULT

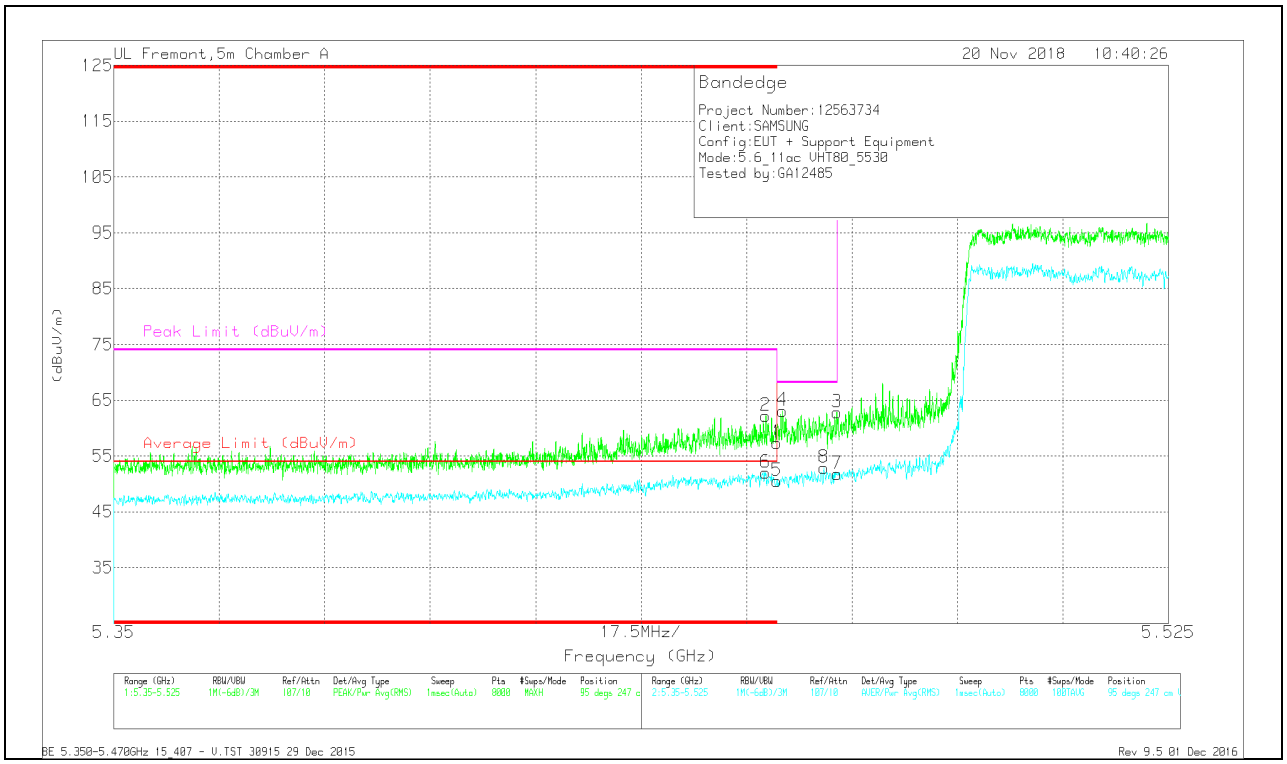

Marker	Frequency (GHz)	Meter Reading (dBuV)	Det	AF T862 (dB/m)	Amp/Cbl/Fltr/Pad (dB)	DC Corr (dB)	Corrected Reading (dBuV/m)	Average Limit (dBuV/m)	Margin (dB)	Peak Limit (dBuV/m)	PK Margin (dB)	Azimuth (Degs)	Height (cm)	Polarity
1	* 5.46	39.91	Pk	34.7	-17.2	0	57.41	-	-	74	-16.59	95	247	V
2	* 5.458	44.72	Pk	34.7	-17.2	0	62.22	-	-	74	-11.78	95	247	V
5	* 5.46	31.1	RMS	34.7	-17.2	1.95	50.55	54	-3.45	-	-	95	247	V
6	* 5.458	32.62	RMS	34.7	-17.2	1.95	52.07	54	-1.93	-	-	95	247	V
4	5.461	45.64	Pk	34.7	-17.2	0	63.14	-	-	68.2	-5.06	95	247	V
8	5.468	33.21	RMS	34.8	-17.1	1.95	52.86	-	-	-	-	95	247	V
3	5.47	45.09	Pk	34.8	-17.1	0	62.79	-	-	68.2	-5.41	95	247	V
7	5.47	32.12	RMS	34.8	-17.1	1.95	51.77	-	-	-	-	95	247	V

* - indicates frequency in CFR47 Pt 15 / IC RSS-Restricted Band
Pk - Peak detector
RMS - RMS detection

UL VERIFICATION SERVICES INC.
47173 Benicia Street, Fremont, CA 94538; USA TEL:(510) 771-1000 FAX:(510) 661-0888
This report shall not be reproduced except in full, without the written approval of UL Verification Services Inc.

BANDEDGE (HIGH CHANNEL)

HORIZONTAL RESULT

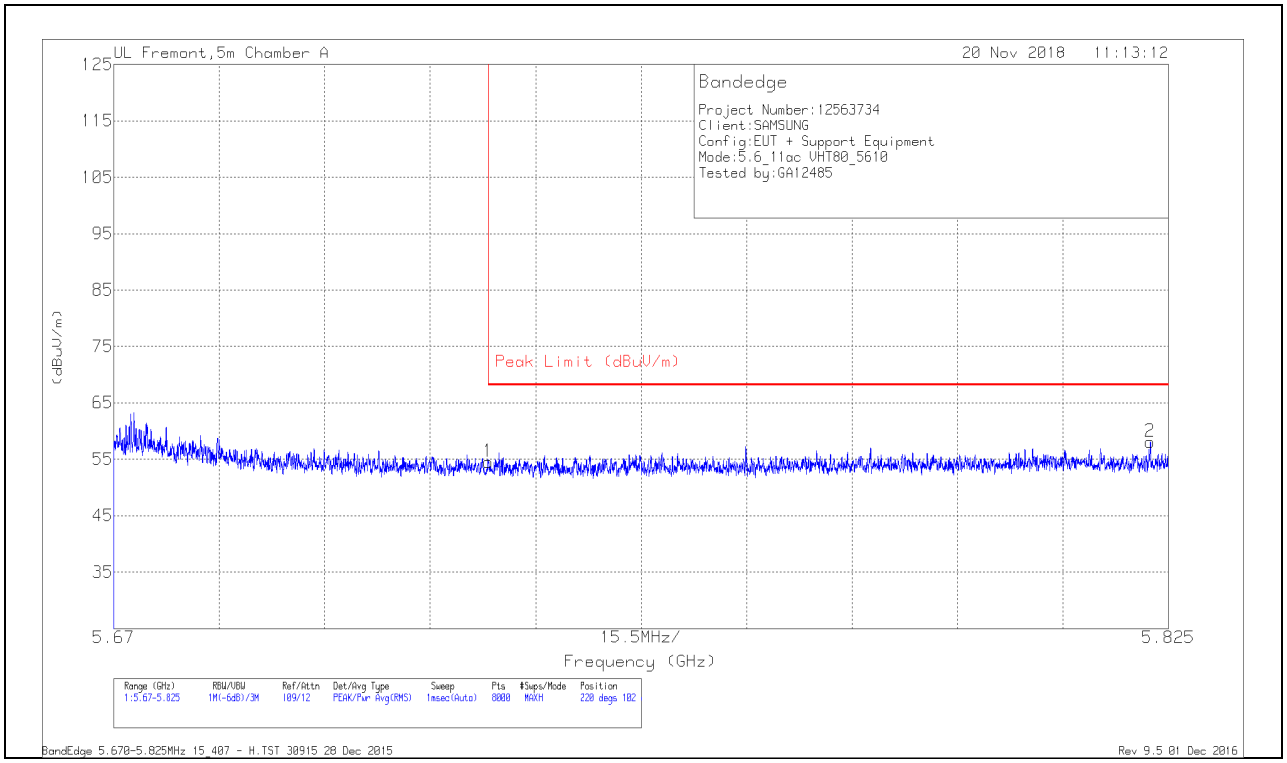

Marker	Frequency (GHz)	Meter Reading (dBuV)	Det	AF T862 (dB/m)	Amp/Cbl/Fltr/Pad (dB)	DC Corr (dB)	Corrected Reading (dBuV/m)	Peak Limit (dBuV/m)	PK Margin (dB)	Azimuth (Degs)	Height (cm)	Polarity
1	5.725	37.68	Pk	35	-18.1	0	54.58	68.2	-13.62	220	102	H
2	5.822	40.76	Pk	35.1	-17.8	0	58.06	68.2	-10.14	220	102	H

Pk - Peak detector

UL VERIFICATION SERVICES INC.
47173 Benicia Street, Fremont, CA 94538; USA TEL:(510) 771-1000 FAX:(510) 661-0888
This report shall not be reproduced except in full, without the written approval of UL Verification Services Inc.

VERTICAL RESULT

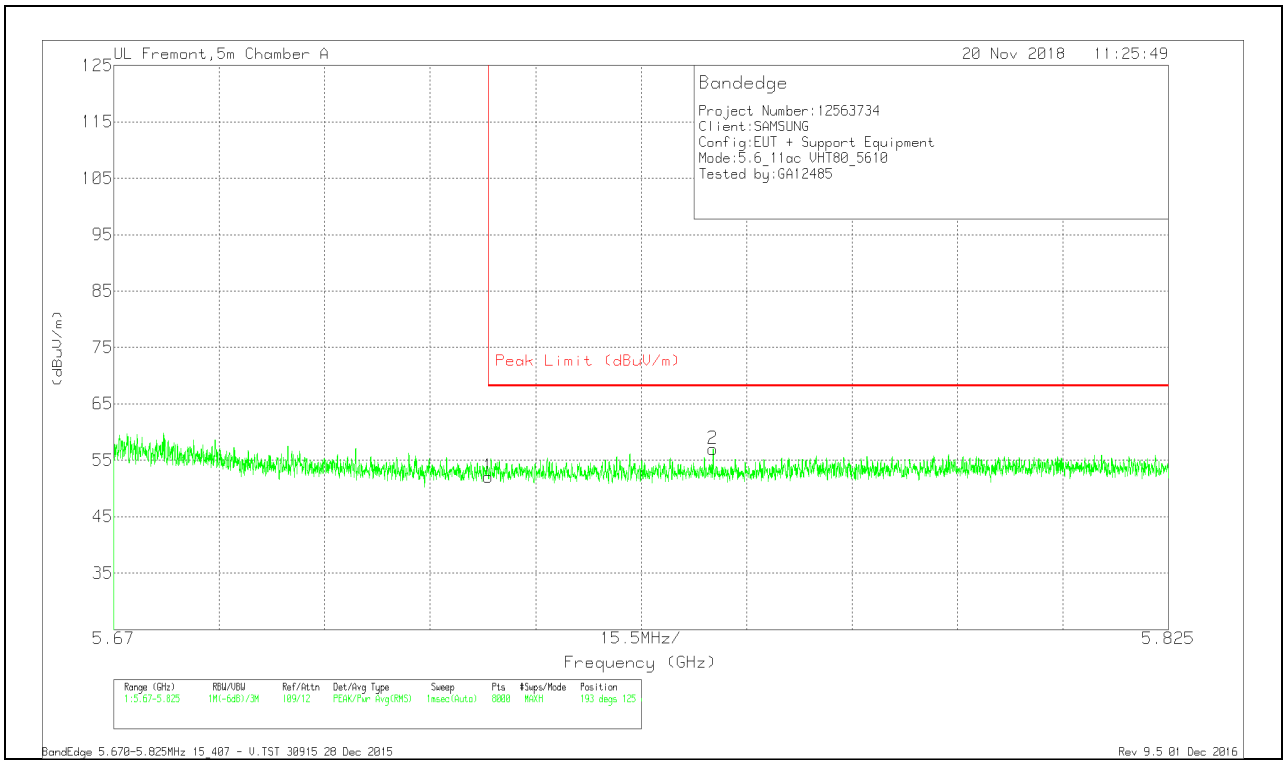

Marker	Frequency (GHz)	Meter Reading (dBuV)	Det	AF T862 (dB/m)	Amp/Cbl/Fltr/Pad (dB)	DC Corr (dB)	Corrected Reading (dBuV/m)	Peak Limit (dBuV/m)	PK Margin (dB)	Azimuth (Degs)	Height (cm)	Polarity
1	5.725	35.23	Pk	35	-18.1	0	52.13	68.2	-16.07	193	125	V
2	5.758	39.98	Pk	35	-18	0	56.98	68.2	-11.22	193	125	V

Pk - Peak detector

UL VERIFICATION SERVICES INC.
47173 Benicia Street, Fremont, CA 94538; USA TEL:(510) 771-1000 FAX:(510) 661-0888
This report shall not be reproduced except in full, without the written approval of UL Verification Services Inc.

HARMONICS AND SPURIOUS EMISSIONS

LOW CHANNEL RESULTS

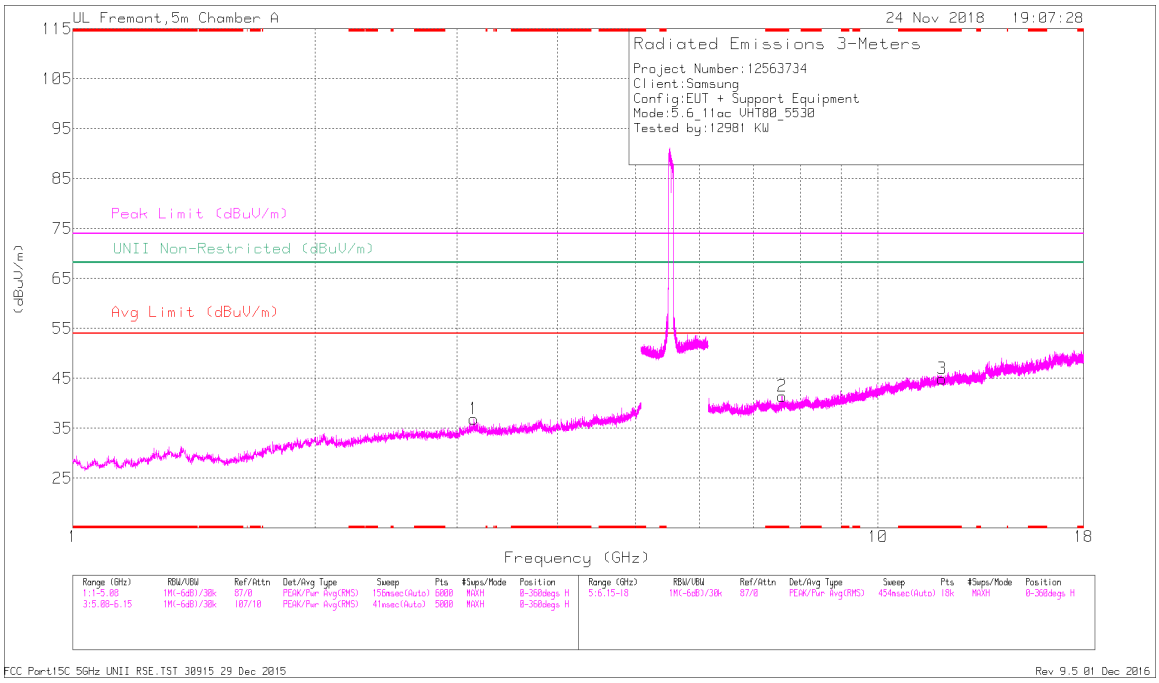

HORIZONTAL

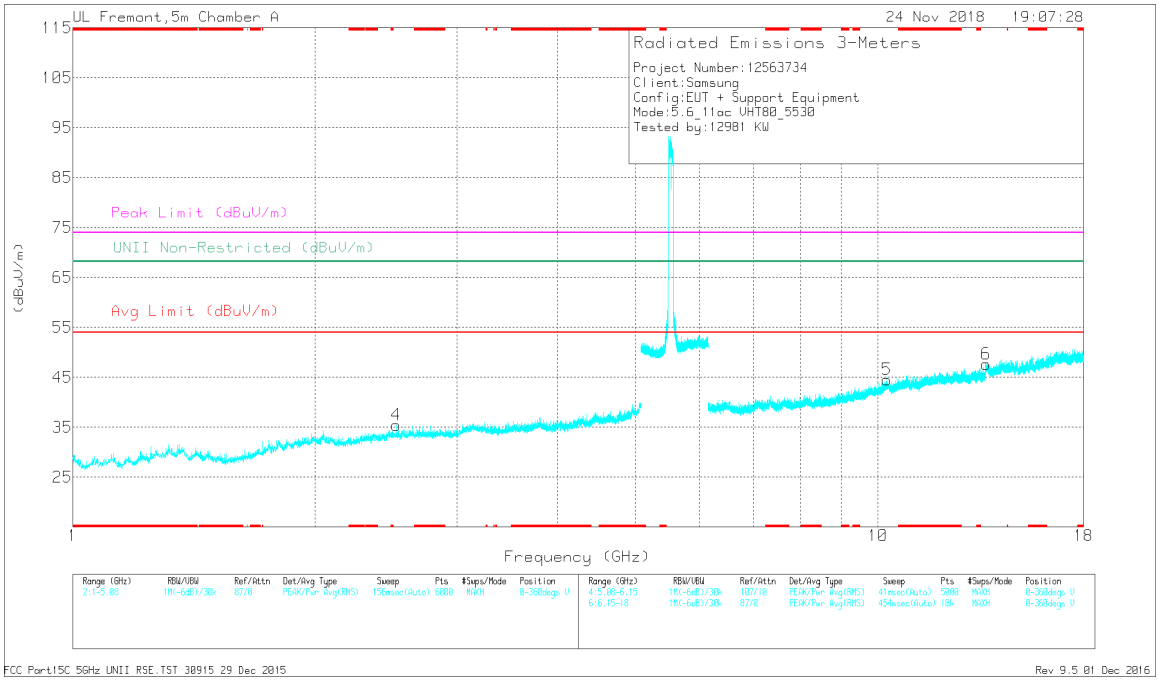

VERTICAL

UL VERIFICATION SERVICES INC.
47173 Benicia Street, Fremont, CA 94538; USA TEL:(510) 771-1000 FAX:(510) 661-0888

This report shall not be reproduced except in full, without the written approval of UL Verification Services Inc.

RADIATED EMISSIONS

Frequency (GHz)	Meter Reading (dBuV)	Det	AF T862 (dB/m)	Amp/Cbl/Fltr/Pad (dB)	DC Corr (dB)	Corrected Reading (dBuV/m)	Avg Limit (dBuV/m)	Margin (dB)	Peak Limit (dBuV/m)	PK Margin (dB)	UNII Non-Restricted (dBuV/m)	PK Margin (dB)	Azimuth (Degs)	Height (cm)	Polarity
* 7.601	32.64	PK-U	35.7	-22	0	46.34	-	-	74	-27.66	-	-	166	173	H
* 7.601	21.65	ADR	35.7	-22	1.95	37.3	54	-16.7	-	-	-	-	166	173	H
* 12.009	31.63	PK-U	38.9	-19.1	0	51.43	-	-	74	-22.57	-	-	152	106	H
* 12.01	20.3	ADR	38.9	-19.1	1.95	42.05	54	-11.95	-	-	-	-	152	106	H
2.52	38.72	PK-U	32.4	-30.2	0	40.92	-	-	-	-	68.2	-27.28	268	129	V
3.145	37.52	PK-U	32.8	-28.4	0	41.92	-	-	-	-	68.2	-26.28	280	156	H
10.255	31.74	PK-U	37.5	-19.2	0	50.04	-	-	-	-	68.2	-18.16	115	285	V
13.627	32.41	PK-U	39.3	-18.4	0	53.31	-	-	-	-	68.2	-14.89	138	235	V

* - indicates frequency in CFR47 Pt 15 / IC RSS-Restricted Band
PK-U - U-NII: Maximum Peak
ADR - U-NII AD primary method, RMS average

UL VERIFICATION SERVICES INC.
47173 Benicia Street, Fremont, CA 94538; USA TEL:(510) 771-1000 FAX:(510) 661-0888
This report shall not be reproduced except in full, without the written approval of UL Verification Services Inc.

HIGH CHANNEL RESULTS

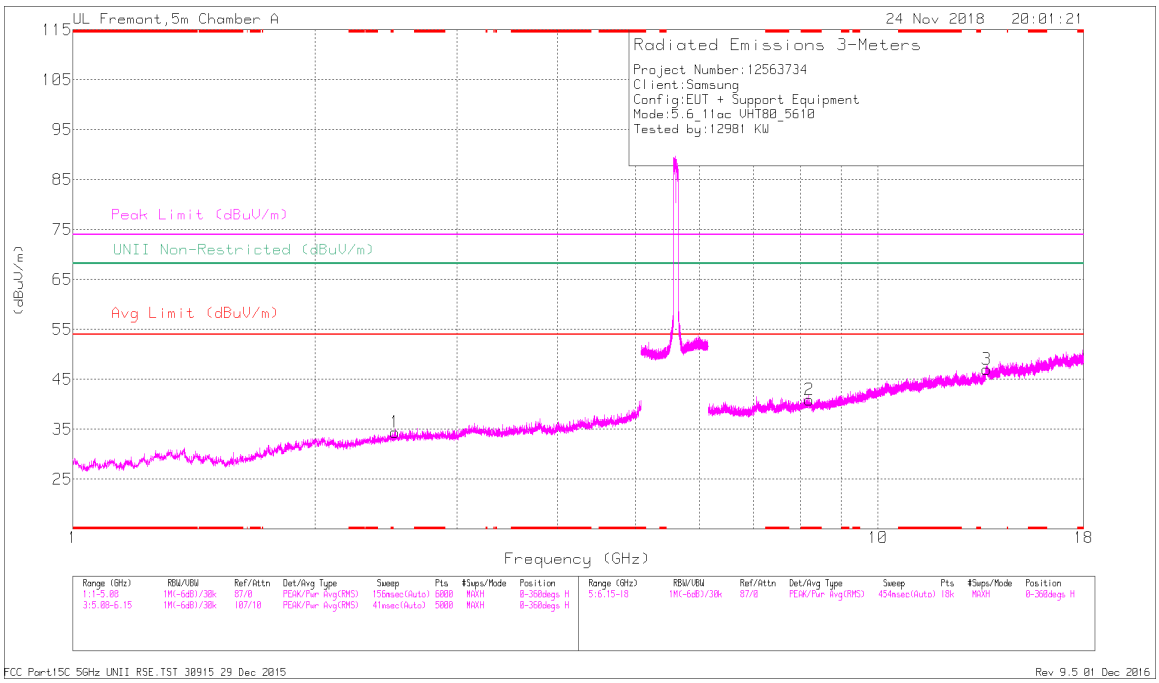

HORIZONTAL

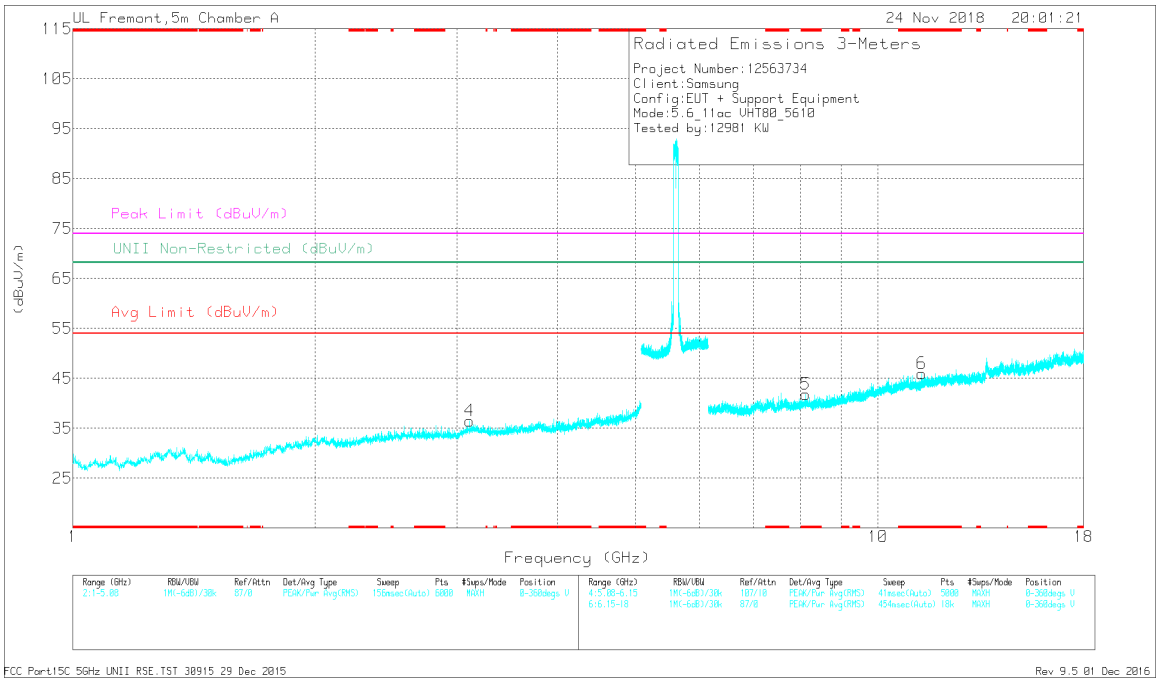

VERTICAL

UL VERIFICATION SERVICES INC.
47173 Benicia Street, Fremont, CA 94538; USA TEL:(510) 771-1000 FAX:(510) 661-0888
This report shall not be reproduced except in full, without the written approval of UL Verification Services Inc.

RADIATED EMISSIONS

Frequency (GHz)	Meter Reading (dBuV)	Det	AF T862 (dB/m)	Amp/Cbl/Fltr/Pad (dB)	DC Corr (dB)	Corrected Reading (dBuV/m)	Avg Limit (dBuV/m)	Margin (dB)	Peak Limit (dBuV/m)	PK Margin (dB)	UNII Non-Restricted (dBuV/m)	PK Margin (dB)	Azimuth (Degs)	Height (cm)	Polarity
* 8.213	32.27	PK-U	35.8	-21.6	0	46.47	-	-	74	-27.53	-	-	84	143	H
* 8.213	21.5	ADR	35.8	-21.6	1.95	37.65	54	-16.35	-	-	-	-	84	143	H
* 8.132	33.23	PK-U	35.8	-21.9	0	47.13	-	-	74	-26.87	-	-	110	159	V
* 8.129	22.08	ADR	35.8	-22	1.95	37.83	54	-16.17	-	-	-	-	110	159	V
* 11.33	31.62	PK-U	38.1	-18.7	0	51.02	-	-	74	-22.98	-	-	57	230	V
* 11.329	20.11	ADR	38.1	-18.7	1.95	41.46	54	-12.54	-	-	-	-	57	230	V
2.513	38.56	PK-U	32.4	-30.3	0	40.66	-	-	-	-	68.2	-27.54	88	196	H
3.108	36.92	PK-U	32.9	-28.3	0	41.52	-	-	-	-	68.2	-26.68	160	159	V
13.641	33.55	PK-U	39.3	-18.4	0	54.45	-	-	-	-	68.2	-13.75	220	121	H

* - indicates frequency in CFR47 Pt 15 / IC RSS-Restricted Band
PK-U - U-NII: Maximum Peak
ADR - U-NII AD primary method, RMS average

UL VERIFICATION SERVICES INC.
47173 Benicia Street, Fremont, CA 94538; USA TEL:(510) 771-1000 FAX:(510) 661-0888
This report shall not be reproduced except in full, without the written approval of UL Verification Services Inc.

CHANNEL 138 RESULTS

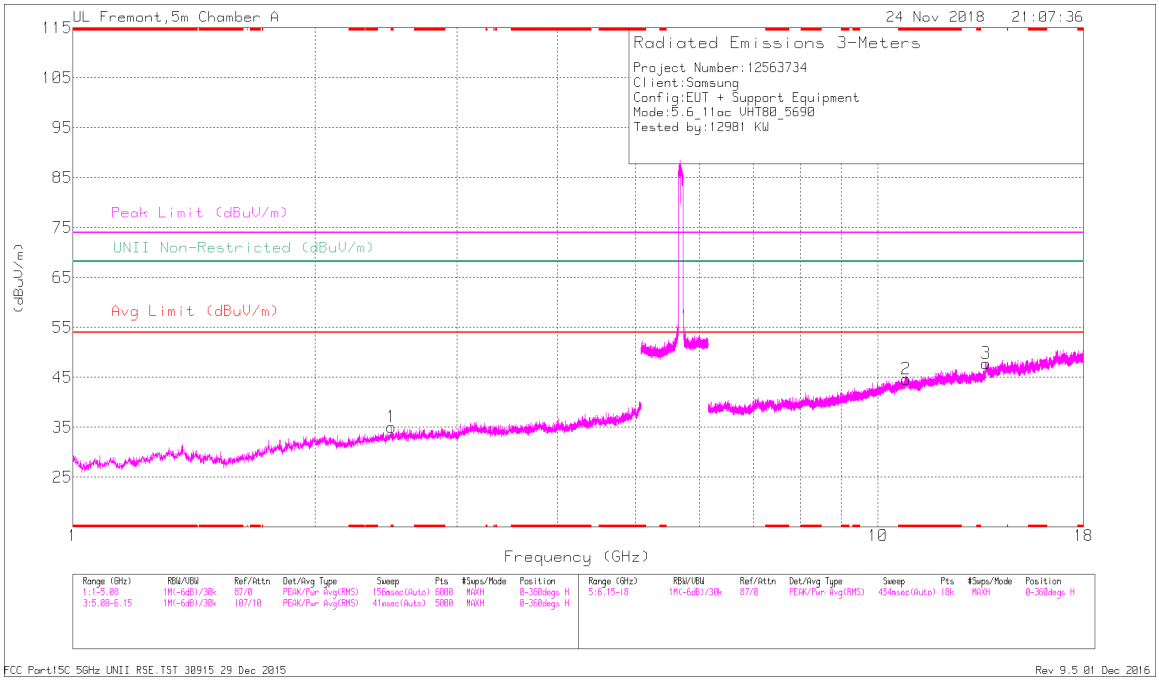

HORIZONTAL

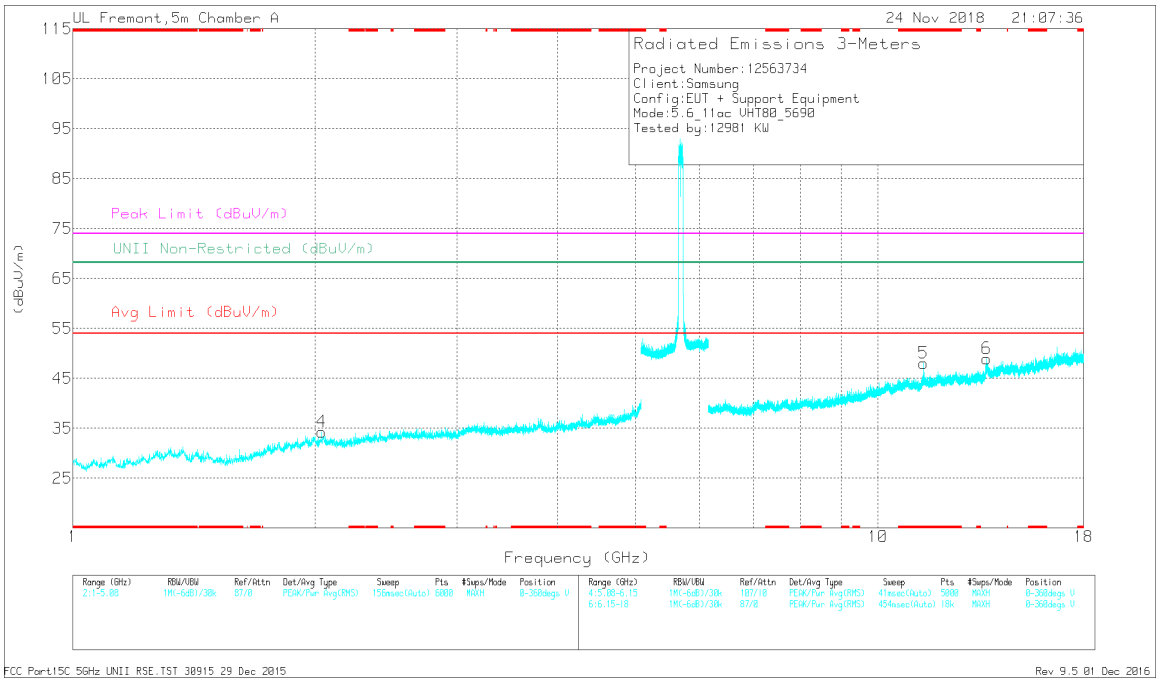

VERTICAL

UL VERIFICATION SERVICES INC.
47173 Benicia Street, Fremont, CA 94538; USA TEL:(510) 771-1000 FAX:(510) 661-0888
This report shall not be reproduced except in full, without the written approval of UL Verification Services Inc.

RADIATED EMISSIONS

Frequency (GHz)	Meter Reading (dBuV)	Det	AF T862 (dB/m)	Amp/Cbl/Fltr/Pad (dB)	DC Corr (dB)	Corrected Reading (dBuV/m)	Avg Limit (dBuV/m)	Margin (dB)	Peak Limit (dBuV/m)	PK Margin (dB)	UNII Non-Restricted (dBuV/m)	PK Margin (dB)	Azimuth (Degs)	Height (cm)	Polarity
* 2.487	38.84	PK-U	32.3	-30.4	0	40.74	-	-	74	-33.26	-	-	321	151	H
* 2.489	26.94	ADR	32.4	-30.4	1.95	30.89	54	-23.11	-	-	-	-	321	151	H
* 10.835	31.31	PK-U	37.9	-18.7	0	50.51	-	-	74	-23.49	-	-	258	213	H
* 10.836	20.61	ADR	37.9	-18.7	1.95	41.76	54	-12.24	-	-	-	-	258	213	H
* 11.393	31.09	PK-U	38.2	-18.8	0	50.49	-	-	74	-23.51	-	-	218	170	V
* 11.392	20.58	ADR	38.2	-18.8	1.95	41.93	54	-12.07	-	-	-	-	218	170	V
2.039	39.03	PK-U	31.4	-30	0	40.43	-	-	-	-	68.2	-27.77	264	134	V
13.619	32.39	PK-U	39.2	-18.3	0	53.29	-	-	-	-	68.2	-14.91	300	196	H
13.642	32.3	PK-U	39.3	-18.3	0	53.3	-	-	-	-	68.2	-14.9	271	232	V

* - indicates frequency in CFR47 Pt 15 / IC RSS-Restricted Band
PK-U - U-NII: Maximum Peak
ADR - U-NII AD primary method, RMS average

UL VERIFICATION SERVICES INC.
47173 Benicia Street, Fremont, CA 94538; USA TEL:(510) 771-1000 FAX:(510) 661-0888
This report shall not be reproduced except in full, without the written approval of UL Verification Services Inc.

9.1.19. TX ABOVE 1 GHz 802.11ax HE20 MODE IN THE 5.6 GHz BAND

2TX Antenna 1 + Antenna 2 OFDMA MODE – 242-Tones, RU Index 61

BANDEDGE (LOW CHANNEL)

HORIZONTAL RESULT

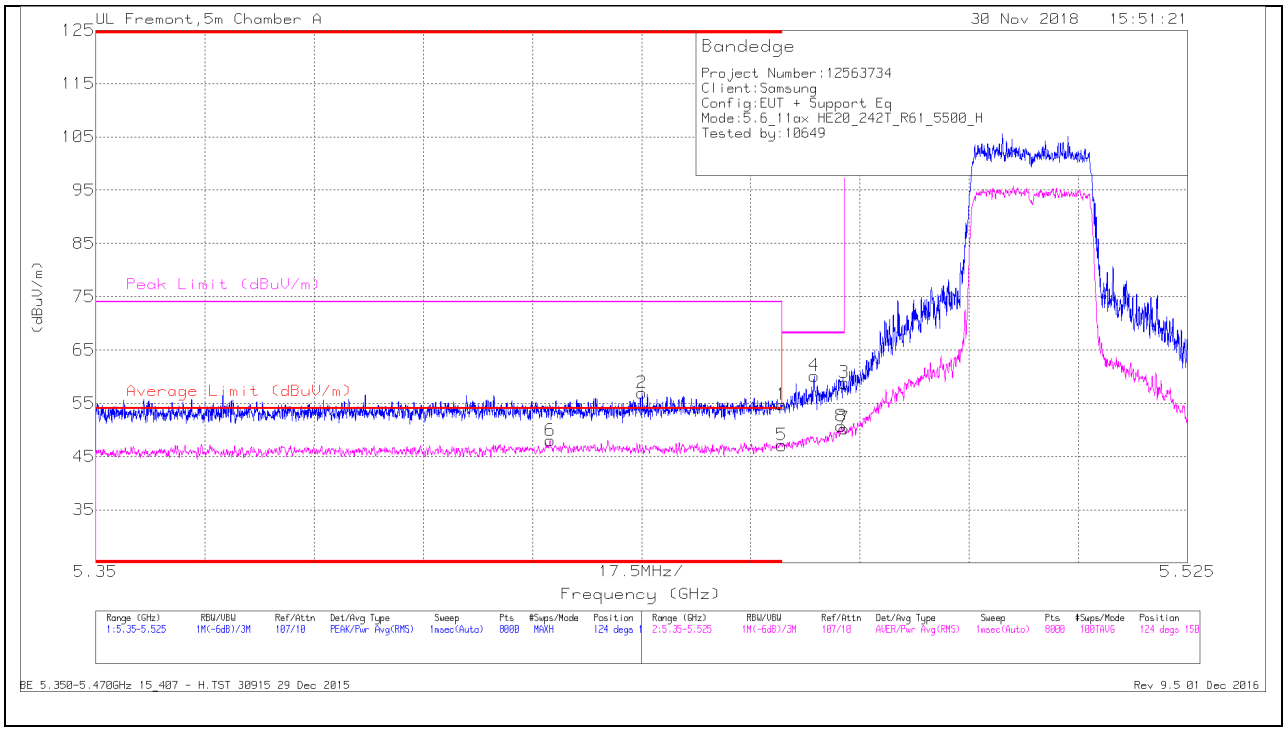

Trace Markers

Marker	Frequency (GHz)	Meter Reading (dBuV)	Det	AF T862 (dB/m)	Amp/Cbl/Fltr/Pad (dB)	DC Corr (dB)	Corrected Reading (dBuV/m)	Average Limit (dBuV/m)	Margin (dB)	Peak Limit (dBuV/m)	PK Margin (dB)	Azimuth (Degs)	Height (cm)	Polarity
6	* 5.423	29.84	RMS	34.7	-17.2	.67	48.01	54	-5.99	-	-	124	150	H
2	* 5.438	39.39	Pk	34.7	-17.2	0	56.89	-	-	74	-17.11	124	150	H
1	* 5.46	37.23	Pk	34.7	-17.2	0	54.73	-	-	74	-19.27	124	150	H
5	* 5.46	28.94	RMS	34.7	-17.2	.67	47.11	54	-6.89	-	-	124	150	H
4	5.465	42.54	Pk	34.7	-17.1	0	60.14	-	-	68.2	-8.06	124	150	H
8	5.469	32.32	RMS	34.8	-17.1	.67	50.69	-	-	-	-	124	150	H
3	5.47	41.13	Pk	34.8	-17.1	0	58.83	-	-	68.2	-9.37	124	150	H
7	5.47	31.87	RMS	34.8	-17.1	.67	50.24	-	-	-	-	124	150	H

* - indicates frequency in CFR47 Pt 15 / IC RSS-Restricted Band
Pk - Peak detector
RMS - RMS detection

UL VERIFICATION SERVICES INC.
47173 Benicia Street, Fremont, CA 94538; USA TEL:(510) 771-1000 FAX:(510) 661-0888
This report shall not be reproduced except in full, without the written approval of UL Verification Services Inc.

VERTICAL RESULT

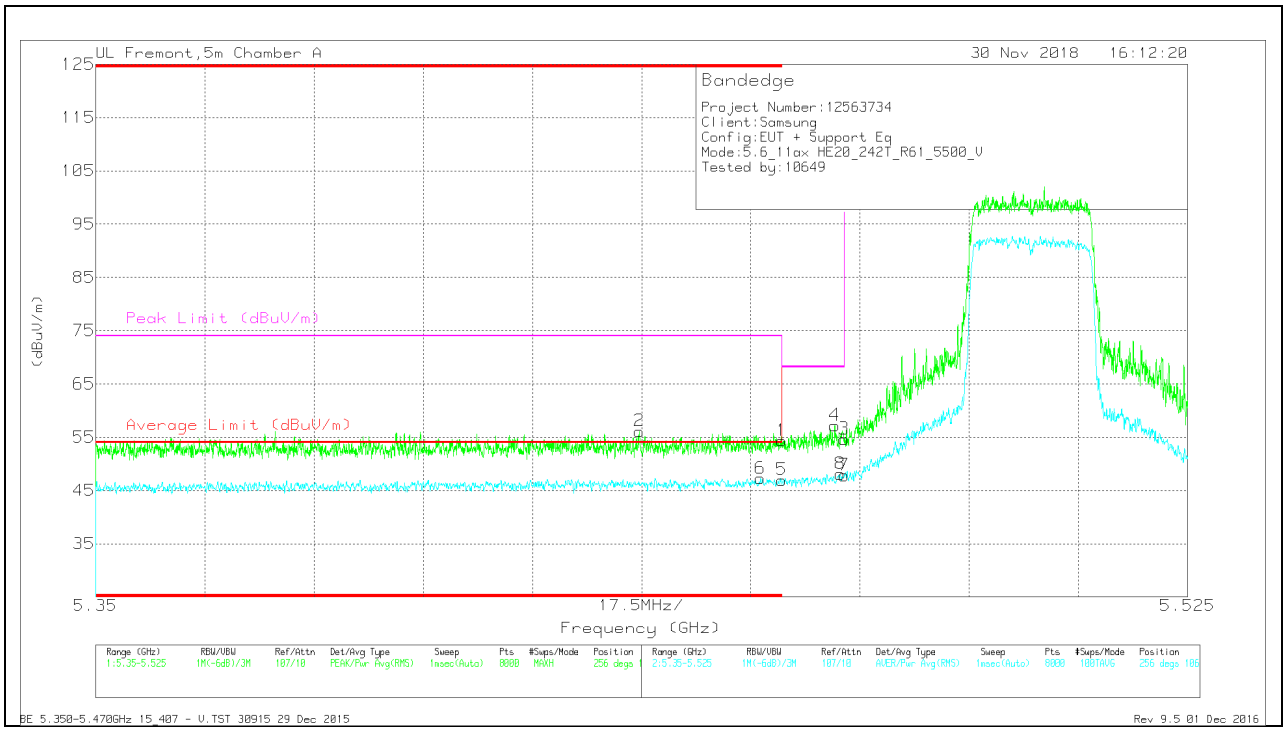

Trace Markers

Marker	Frequency (GHz)	Meter Reading (dBuV)	Det	AF T862 (dB/m)	Amp/Cbl/Fltr/Pad (dB)	DC Corr (dB)	Corrected Reading (dBuV/m)	Average Limit (dBuV/m)	Margin (dB)	Peak Limit (dBuV/m)	PK Margin (dB)	Azimuth (Degs)	Height (cm)	Polarity
2	* 5.437	38.63	Pk	34.7	-17.2	0	56.13	-	-	74	-17.87	256	106	V
6	* 5.457	29.21	RMS	34.7	-17.3	.67	47.28	54	-6.72	-	-	256	106	V
1	* 5.46	36.84	Pk	34.7	-17.2	0	54.34	-	-	74	-19.66	256	106	V
5	* 5.46	28.79	RMS	34.7	-17.2	.67	46.96	54	-7.04	-	-	256	106	V
4	5.468	39.5	Pk	34.8	-17.1	0	57.2	-	-	68.2	-11	256	106	V
8	5.469	29.71	RMS	34.8	-17.1	.67	48.08	-	-	-	-	256	106	V
3	5.47	36.95	Pk	34.8	-17.1	0	54.65	-	-	68.2	-13.55	256	106	V
7	5.47	29.46	RMS	34.8	-17.1	.67	47.83	-	-	-	-	256	106	V

* - indicates frequency in CFR47 Pt 15 / IC RSS-Restricted Band
Pk - Peak detector
RMS - RMS detection

UL VERIFICATION SERVICES INC.
47173 Benicia Street, Fremont, CA 94538; USA TEL:(510) 771-1000 FAX:(510) 661-0888
This report shall not be reproduced except in full, without the written approval of UL Verification Services Inc.

BANDEDGE (HIGH CHANNEL)

HORIZONTAL RESULT

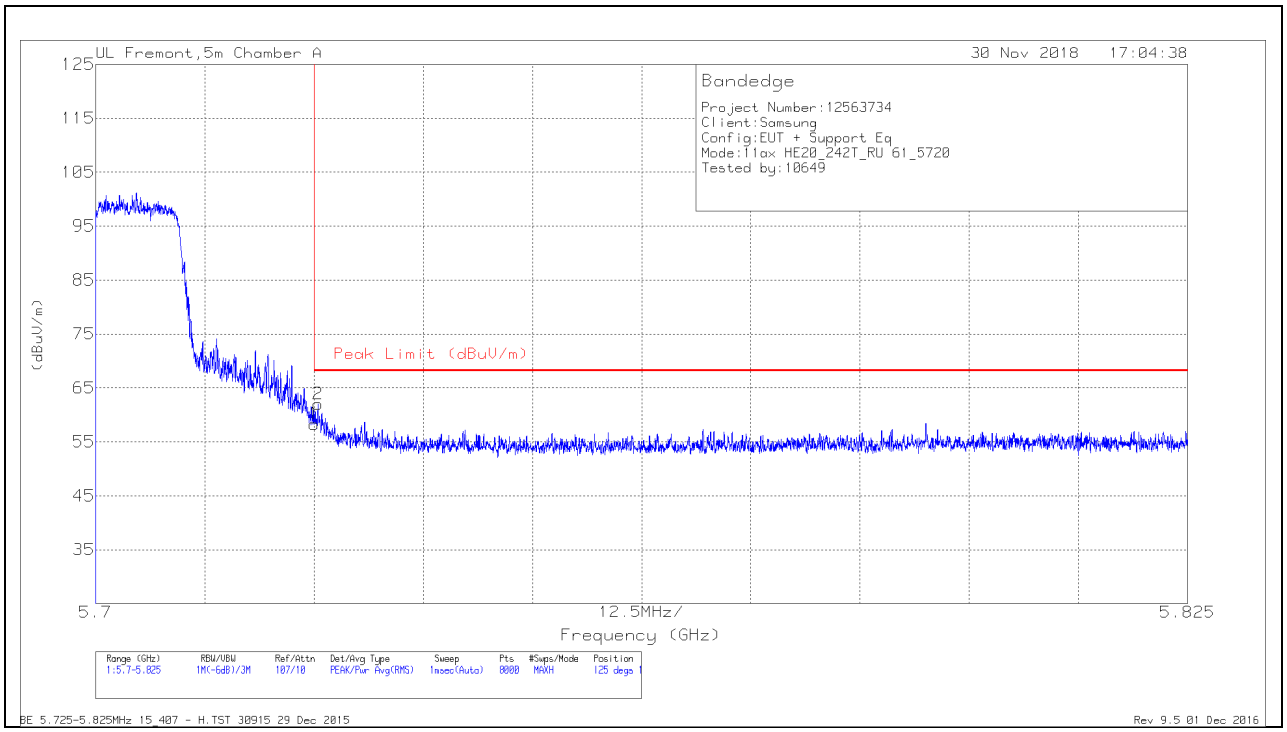

Trace Markers

Marker	Frequency (GHz)	Meter Reading (dBuV)	Det	AF T862 (dB/m)	Amp/Cbl/Fltr/Pad (dB)	DC Corr (dB)	Corrected Reading (dBuV/m)	Peak Limit (dBuV/m)	PK Margin (dB)	Azimuth (Degs)	Height (cm)	Polarity
1	5.725	40.19	Pk	35	-16.9	0	58.29	68.2	-9.91	125	159	H
2	5.725	43.8	Pk	35	-16.8	0	62	68.2	-6.2	125	159	H

* - indicates frequency in CFR47 Pt 15 / IC RSS-Restricted Band
Pk - Peak detector

UL VERIFICATION SERVICES INC.
47173 Benicia Street, Fremont, CA 94538; USA TEL:(510) 771-1000 FAX:(510) 661-0888
This report shall not be reproduced except in full, without the written approval of UL Verification Services Inc.

VERTICAL RESULT

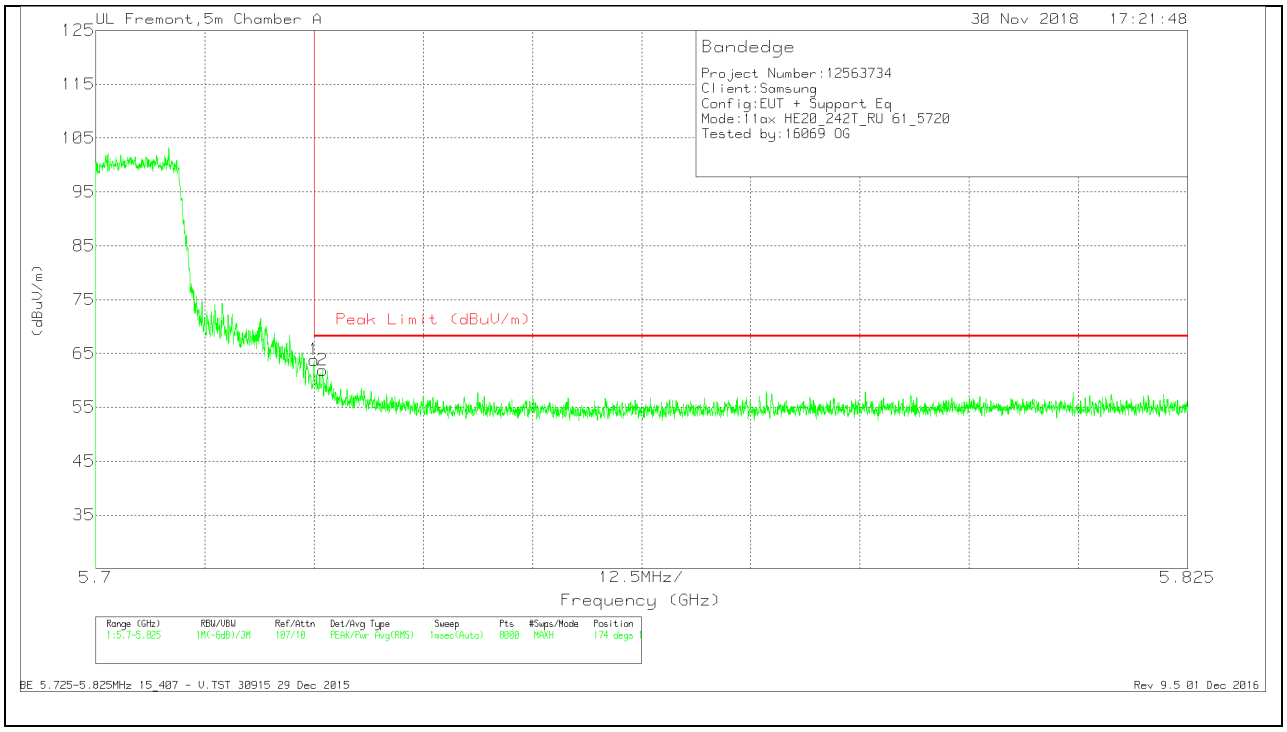

Trace Markers

Marker	Frequency (GHz)	Meter Reading (dBuV)	Det	AF T862 (dB/m)	Amp/Cbl/Fltr/Pad (dB)	DC Corr (dB)	Corrected Reading (dBuV/m)	Peak Limit (dBuV/m)	PK Margin (dB)	Azimuth (Degs)	Height (cm)	Polarity
1	5.725	45.67	Pk	35	-16.9	0	63.77	68.2	-4.43	174	120	V
2	5.726	43.69	Pk	35	-16.8	0	61.89	68.2	-6.31	174	120	V

* - indicates frequency in CFR47 Pt 15 / IC RSS-Restricted Band
Pk - Peak detector

UL VERIFICATION SERVICES INC.
47173 Benicia Street, Fremont, CA 94538; USA TEL:(510) 771-1000 FAX:(510) 661-0888
This report shall not be reproduced except in full, without the written approval of UL Verification Services Inc.

HARMONICS AND SPURIOUS EMISSIONS

LOW CHANNEL RESULTS

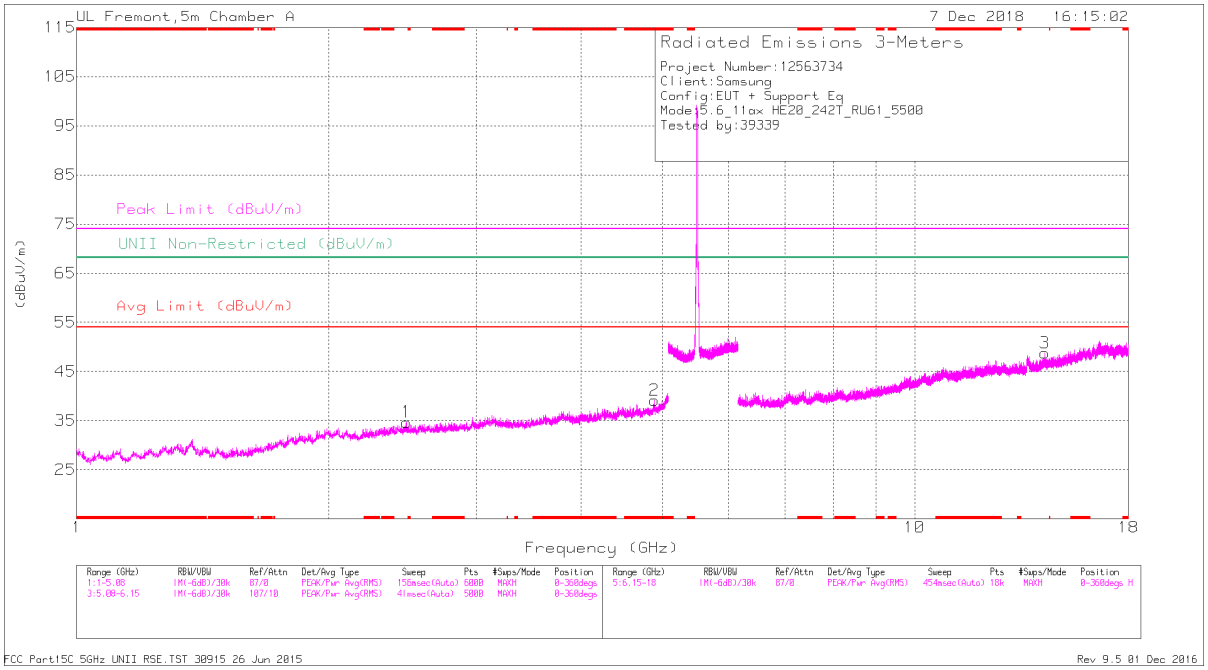

HORIZONTAL

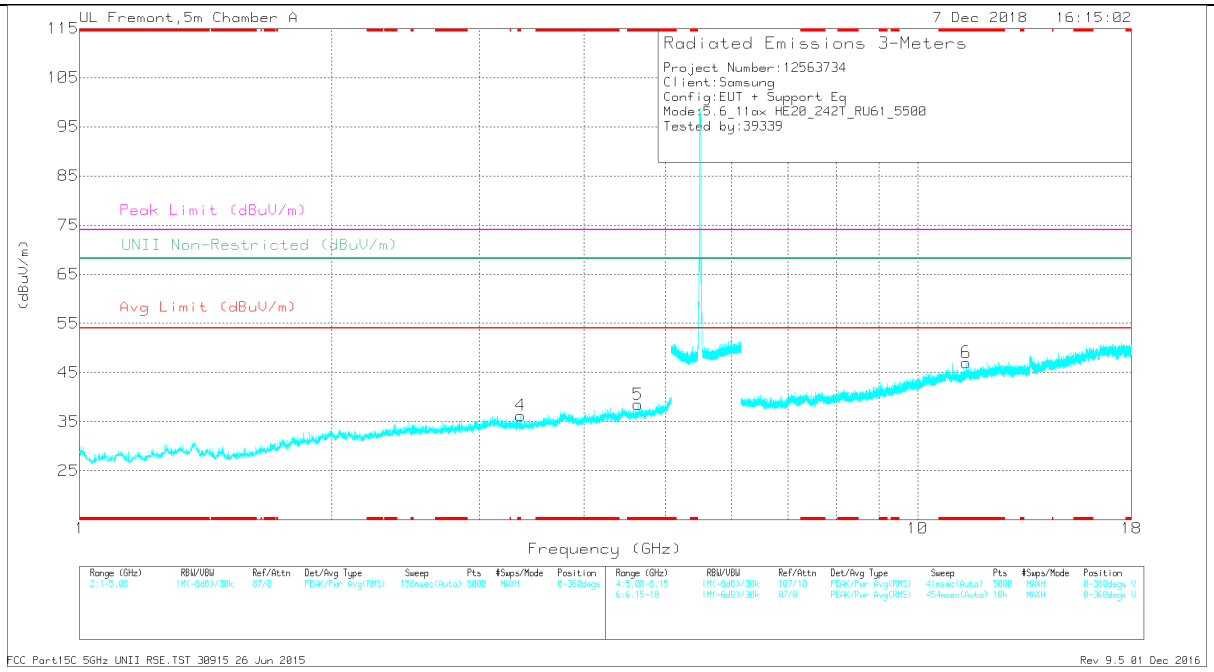

VERTICAL

UL VERIFICATION SERVICES INC.
47173 Benicia Street, Fremont, CA 94538; USA TEL:(510) 771-1000 FAX:(510) 661-0888
This report shall not be reproduced except in full, without the written approval of UL Verification Services Inc.

RADIATED EMISSIONS

Frequency (GHz)	Meter Reading (dBuV)	Det	AF T34S (dB/m)	Amp/Cbl/Fltr/Pad (dB)	DC Corr (dB)	Corrected Reading (dBuV/m)	Avg Limit (dBuV/m)	Margin (dB)	Peak Limit (dBuV/m)	PK Margin (dB)	UNII Non-Restricted (dBuV/m)	PK Margin (dB)	Azimuth (Degs)	Height (cm)	Polarity
* 4.893	36.14	PK-U	34.1	-25.8	0	44.44	-	-	74	-29.56	-	-	178	259	H
* 4.894	24.5	ADR	34.1	-25.8	.67	33.47	54	-20.53	-	-	-	-	178	259	H
* 3.352	38.16	PK-U	32.9	-29.2	0	41.86	-	-	74	-32.14	-	-	199	400	V
* 3.347	25.97	ADR	32.9	-29.2	.67	30.34	54	-23.66	-	-	-	-	199	400	V
* 4.637	35.59	PK-U	34.2	-26.3	0	43.49	-	-	74	-30.51	-	-	110	359	V
* 4.636	24.08	ADR	34.2	-26.3	.67	32.65	54	-21.35	-	-	-	-	110	359	V
* 11.422	31.53	PK-U	38.1	-18.1	0	51.53	-	-	74	-22.47	-	-	93	141	V
* 11.42	19.84	ADR	38.1	-18.2	.67	40.41	54	-13.59	-	-	-	-	93	141	V
2.476	38.4	PK-U	32.4	-30.4	0	40.4	-	-	-	-	68.2	-27.8	255	367	H
14.292	31.72	PK-U	39.1	-17.4	0	53.42	-	-	-	-	68.2	-14.78	168	330	H

* - indicates frequency in CFR47 Pt 15 / IC RSS-Restricted Band

PK-U - U-NII: Maximum Peak

ADR - U-NII AD primary method, RMS average

UL VERIFICATION SERVICES INC.
47173 Benicia Street, Fremont, CA 94538; USA TEL:(510) 771-1000 FAX:(510) 661-0888

This report shall not be reproduced except in full, without the written approval of UL Verification Services Inc.

MID CHANNEL RESULTS

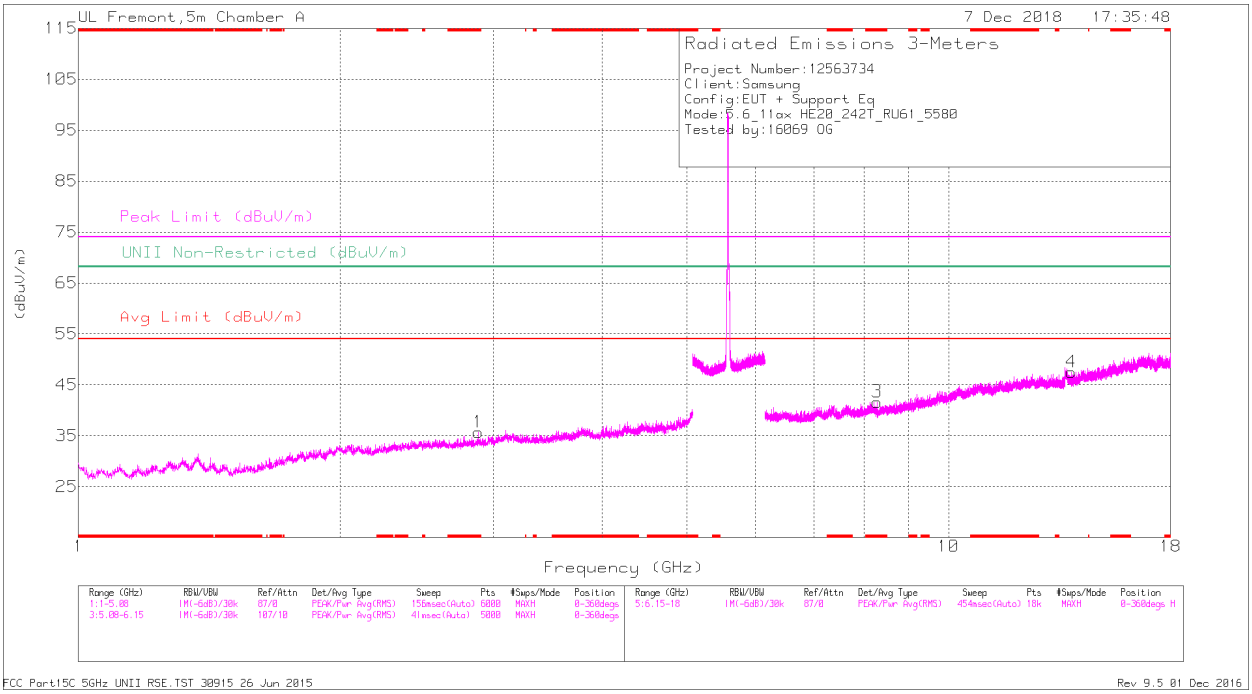

HORIZONTAL

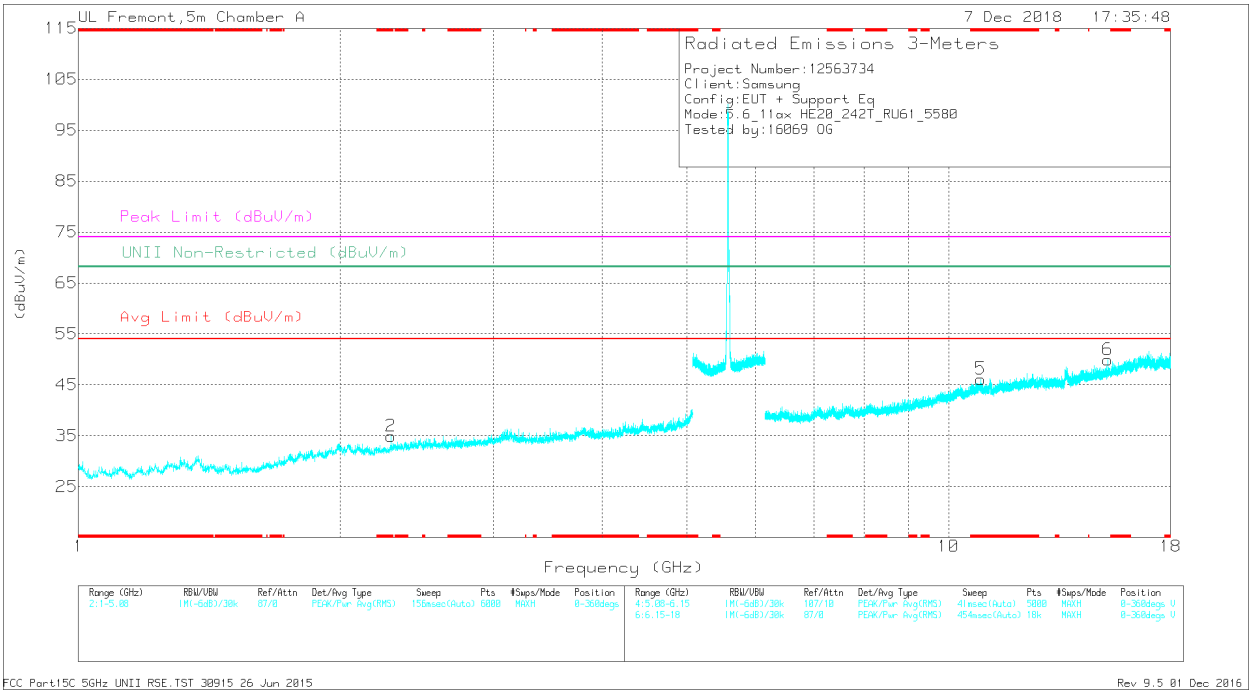

VERTICAL

UL VERIFICATION SERVICES INC.
47173 Benicia Street, Fremont, CA 94538; USA TEL:(510) 771-1000 FAX:(510) 661-0888
This report shall not be reproduced except in full, without the written approval of UL Verification Services Inc.

RADIATED EMISSIONS

Frequency (GHz)	Meter Reading (dBuV)	Det	AF T34S (dB/m)	Amp/Cbl/Fltr/Pad (dB)	DC Corr (dB)	Corrected Reading (dBuV/m)	Avg Limit (dBuV/m)	Margin (dB)	Peak Limit (dBuV/m)	PK Margin (dB)	UNII Non-Restricted (dBuV/m)	PK Margin (dB)	Azimuth (Degs)	Height (cm)	Polarity
* 2.882	38.03	PK-U	32.3	-29.1	0	41.23	-	-	74	-32.77	-	-	81	144	H
* 2.881	25.82	ADR	32.3	-29.1	.67	29.69	54	-24.31	-	-	-	-	81	144	H
* 2.284	39.14	PK-U	31.7	-30.5	0	40.34	-	-	74	-33.66	-	-	40	397	V
* 2.288	26.6	ADR	31.7	-30.4	.67	28.57	54	-25.43	-	-	-	-	40	397	V
* 8.273	32.34	PK-U	35.9	-22.1	0	46.14	-	-	74	-27.86	-	-	296	285	H
* 8.275	21.03	ADR	35.9	-22.1	.67	35.5	54	-18.5	-	-	-	-	296	285	H
* 10.888	30.78	PK-U	37.9	-17.9	0	50.78	-	-	74	-23.22	-	-	197	106	V
* 10.887	19.74	ADR	37.9	-17.9	.67	40.41	54	-13.59	-	-	-	-	197	106	V
13.847	32.29	PK-U	38.6	-18.4	0	52.49	-	-	-	-	68.2	-15.71	223	163	H
15.253	32.25	PK-U	39.8	-17.7	0	54.35	-	-	-	-	68.2	-13.85	228	310	V

* - indicates frequency in CFR47 Pt 15 / IC RSS-Restricted Band

PK-U - U-NII: Maximum Peak

ADR - U-NII AD primary method, RMS average

UL VERIFICATION SERVICES INC.
47173 Benicia Street, Fremont, CA 94538; USA TEL:(510) 771-1000 FAX:(510) 661-0888

This report shall not be reproduced except in full, without the written approval of UL Verification Services Inc.

HIGH CHANNEL RESULTS

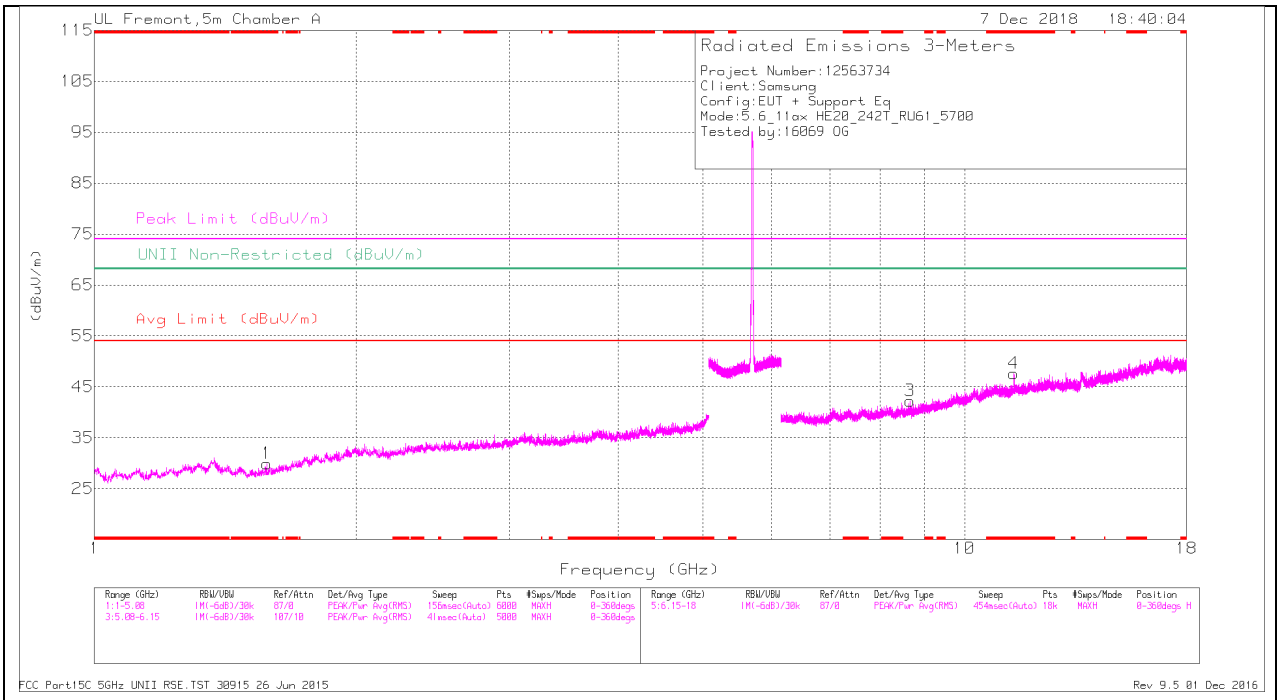

HORIZONTAL

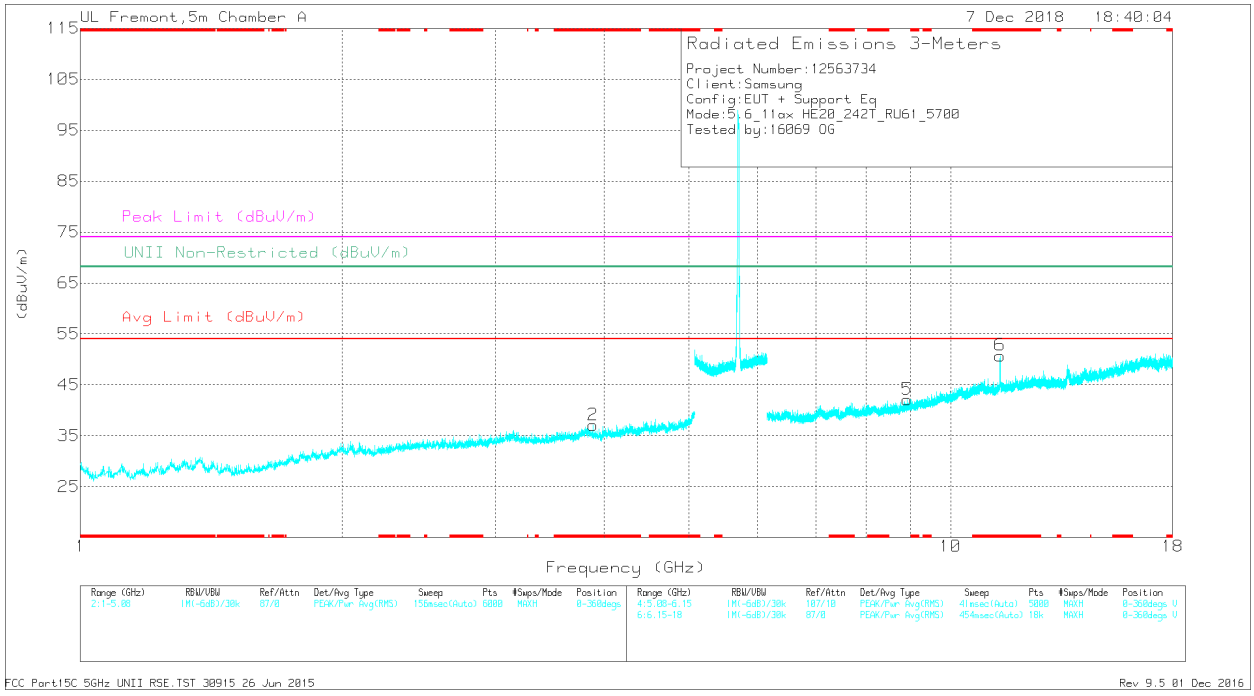

VERTICAL

UL VERIFICATION SERVICES INC.
47173 Benicia Street, Fremont, CA 94538; USA TEL:(510) 771-1000 FAX:(510) 661-0888
This report shall not be reproduced except in full, without the written approval of UL Verification Services Inc.

RADIATED EMISSIONS

Frequency (GHz)	Meter Reading (dBuV)	Det	AF T345 (dB/m)	Amp/Cbl/Fltr/Pad (dB)	DC Corr (dB)	Corrected Reading (dBuV/m)	Avg Limit (dBuV/m)	Margin (dB)	Peak Limit (dBuV/m)	PK Margin (dB)	UNII Non-Restricted (dBuV/m)	PK Margin (dB)	Azimuth (Degs)	Height (cm)	Polarity
* 1.577	39.97	PK-U	28.1	-31.8	0	36.27	-	-	74	-37.73	-	-	343	132	H
* 1.576	27.57	ADR	28.1	-31.9	.67	24.44	54	-29.56	-	-	-	-	343	132	H
* 3.883	36.77	PK-U	33.6	-28.4	0	41.97	-	-	74	-32.03	-	-	124	136	V
* 3.882	25.65	ADR	33.6	-28.4	.67	31.52	54	-22.48	-	-	-	-	124	136	V
* 11.396	35.02	PK-U	38.1	-18.3	0	54.82	-	-	74	-19.18	-	-	38	119	H
* 11.394	22.98	ADR	38.1	-18.3	.67	43.45	54	-10.55	-	-	-	-	38	119	H
* 11.4	36.57	PK-U	38.1	-18.2	0	56.47	-	-	74	-17.53	-	-	187	126	V
* 11.401	25.13	ADR	38.1	-18.3	.67	45.6	54	-8.4	-	-	-	-	187	126	V
8.659	32.61	PK-U	36	-21.6	0	47.01	-	-	-	-	68.2	-21.19	66	196	H
8.914	32.91	PK-U	36.2	-21.5	0	47.61	-	-	-	-	68.2	-20.59	269	133	V

* - indicates frequency in CFR47 Pt 15 / IC RSS-Restricted Band

PK-U - U-NII: Maximum Peak

ADR - U-NII AD primary method, RMS average

UL VERIFICATION SERVICES INC.
47173 Benicia Street, Fremont, CA 94538; USA TEL:(510) 771-1000 FAX:(510) 661-0888

This report shall not be reproduced except in full, without the written approval of UL Verification Services Inc.

CHANNEL 144 RESULTS

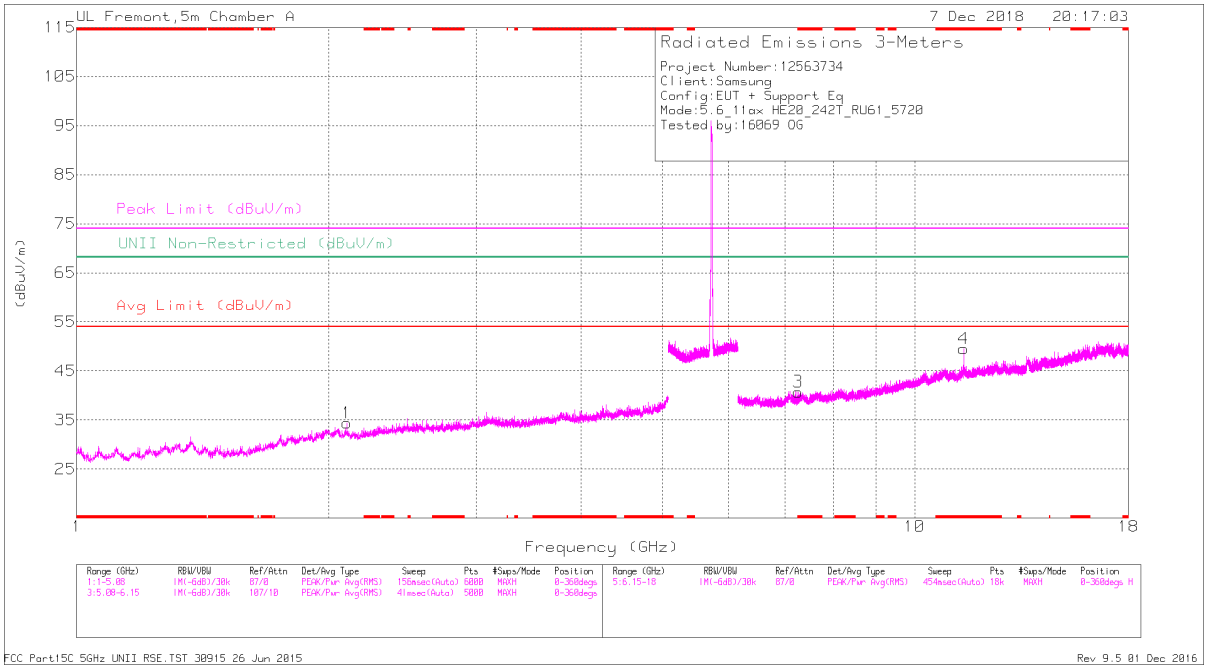

HORIZONTAL

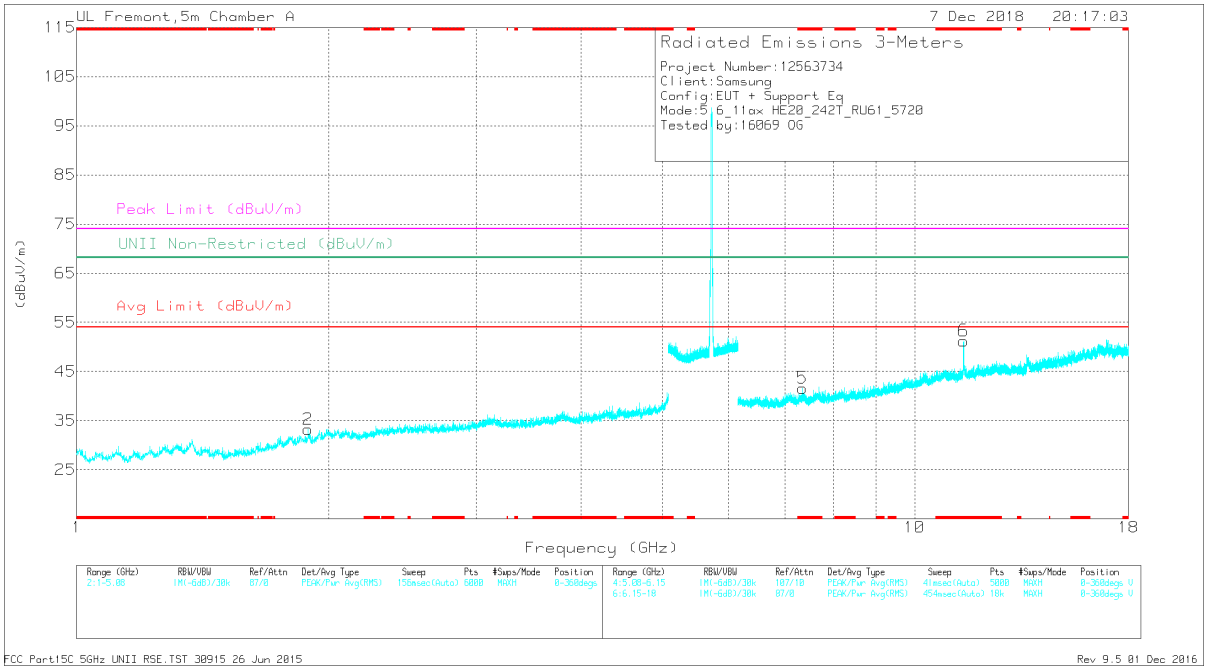

VERTICAL

UL VERIFICATION SERVICES INC.
47173 Benicia Street, Fremont, CA 94538; USA TEL:(510) 771-1000 FAX:(510) 661-0888
This report shall not be reproduced except in full, without the written approval of UL Verification Services Inc.

RADIATED EMISSIONS

Frequency (GHz)	Meter Reading (dBuV)	Det	AF T345 (dB/m)	Amp/Cbl/Fltr/Pad (dB)	DC Corr (dB)	Corrected Reading (dBuV/m)	Avg Limit (dBuV/m)	Margin (dB)	Peak Limit (dBuV/m)	PK Margin (dB)	UNII Non-Restricted (dBuV/m)	PK Margin (dB)	Azimuth (Degs)	Height (cm)	Polarity
* 7.256	33.31	PK-U	35.6	-23.1	0	45.81	-	-	74	-28.19	-	-	288	196	H
* 7.256	21.71	ADR	35.6	-23.1	.67	34.88	54	-19.12	-	-	-	-	288	196	H
* 11.442	34.23	PK-U	38.2	-18	0	54.43	-	-	74	-19.57	-	-	33	128	H
* 11.441	22.23	ADR	38.2	-18	.67	43.1	54	-10.9	-	-	-	-	33	128	H
* 7.345	32.97	PK-U	35.6	-21.6	0	46.97	-	-	74	-27.03	-	-	360	102	V
* 7.348	20.97	ADR	35.6	-21.6	.67	35.64	54	-18.36	-	-	-	-	360	102	V
* 11.441	37.9	PK-U	38.2	-18	0	58.1	-	-	74	-15.9	-	-	190	107	V
* 11.441	26.13	ADR	38.2	-18	.67	47	54	-7	-	-	-	-	190	107	V
1.889	39.36	PK-U	30.9	-31.4	0	38.86	-	-	-	-	68.2	-29.34	135	331	V
2.101	39.2	PK-U	31.3	-30.3	0	40.2	-	-	-	-	68.2	-28	358	290	H

* - indicates frequency in CFR47 Pt 15 / IC RSS-Restricted Band

PK-U - U-NII: Maximum Peak

ADR - U-NII AD primary method, RMS average

UL VERIFICATION SERVICES INC.
47173 Benicia Street, Fremont, CA 94538; USA TEL:(510) 771-1000 FAX:(510) 661-0888

This report shall not be reproduced except in full, without the written approval of UL Verification Services Inc.

2TX Antenna 1 + Antenna 2 OFDMA MODE – 106-Tones, RU Index 53

BANDEDGE (LOW CHANNEL)

HORIZONTAL RESULT

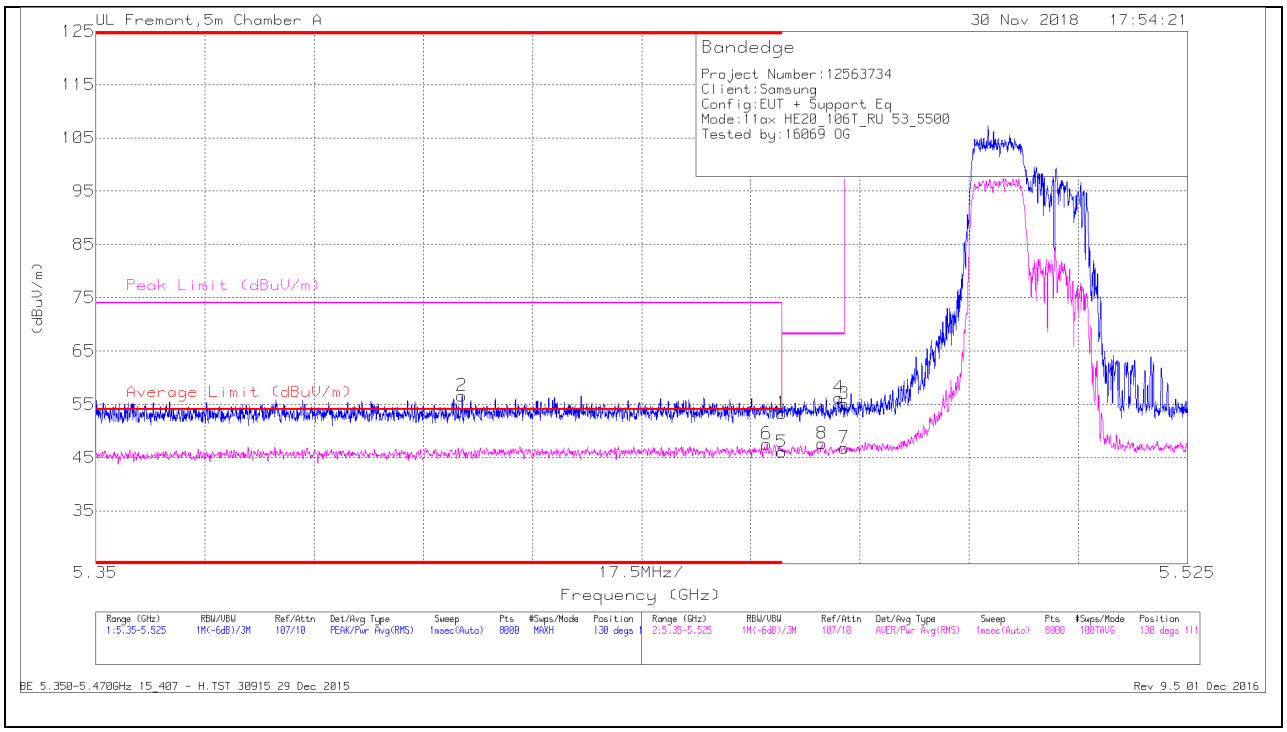

Trace Markers

Marker	Frequency (GHz)	Meter Reading (dBuV)	Det	AF T862 (dB/m)	Amp/Cbl/Fltr/Pad (dB)	DC Corr (dB)	Corrected Reading (dBuV/m)	Average Limit (dBuV/m)	Margin (dB)	Peak Limit (dBuV/m)	PK Margin (dB)	Azimuth (Degs)	Height (cm)	Polarity
2	* 5.409	39.08	Pk	34.7	-17.2	0	56.58	-	-	74	-17.42	130	111	H
6	* 5.458	29.71	RMS	34.7	-17.2	.34	47.55	54	-6.45	-	-	130	111	H
1	* 5.46	35.8	Pk	34.7	-17.2	0	53.3	-	-	74	-20.7	130	111	H
5	* 5.46	28.2	RMS	34.7	-17.2	.34	46.04	54	-7.96	-	-	130	111	H
8	5.466	29.67	RMS	34.7	-17.1	.34	47.61	-	-	-	-	130	111	H
4	5.469	38.51	Pk	34.8	-17.1	0	56.21	-	-	68.2	-11.99	130	111	H
3	5.47	37.36	Pk	34.8	-17.1	0	55.06	-	-	68.2	-13.14	130	111	H
7	5.47	28.77	RMS	34.8	-17.1	.34	46.81	-	-	-	-	130	111	H

* - indicates frequency in CFR47 Pt 15 / IC RSS-Restricted Band
Pk - Peak detector
RMS - RMS detection

UL VERIFICATION SERVICES INC.
47173 Benicia Street, Fremont, CA 94538; USA TEL:(510) 771-1000 FAX:(510) 661-0888
This report shall not be reproduced except in full, without the written approval of UL Verification Services Inc.

VERTICAL RESULT

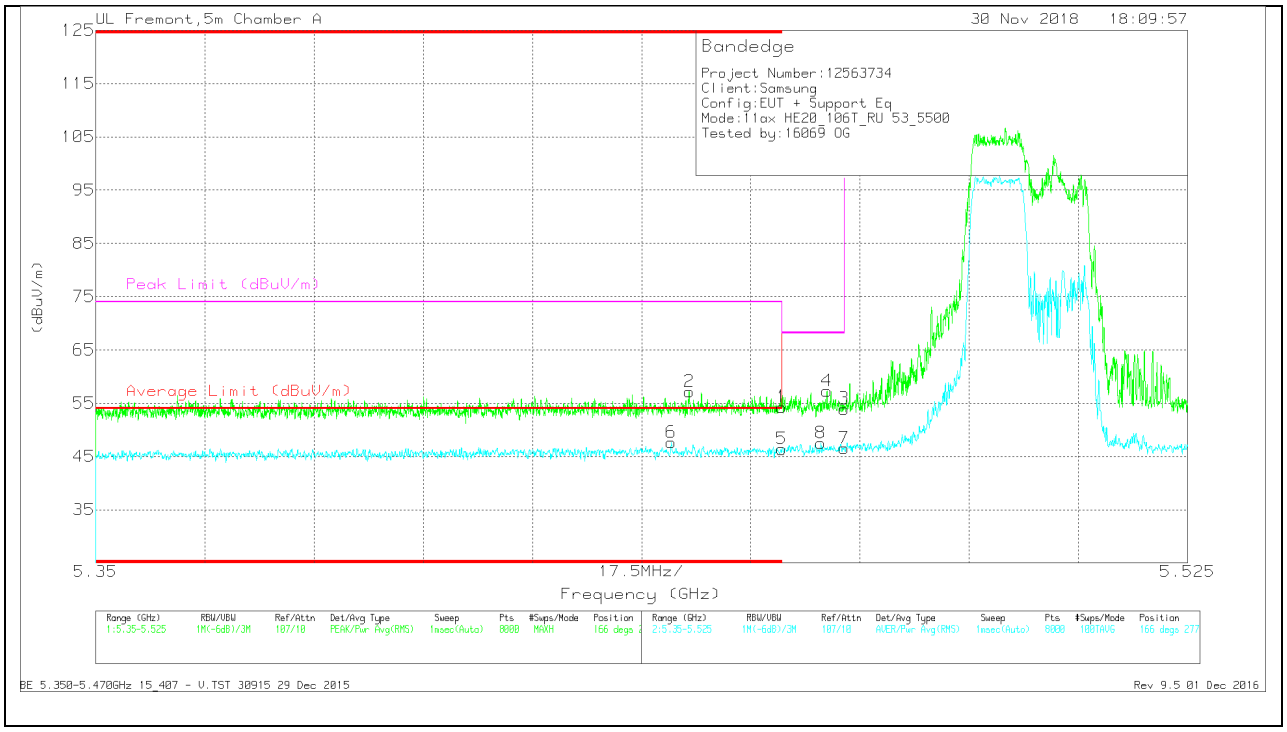

Trace Markers

Marker	Frequency (GHz)	Meter Reading (dBuV)	Det	AF T862 (dB/m)	Amp/Cbl/Fltr/Pad (dB)	DC Corr (dB)	Corrected Reading (dBuV/m)	Average Limit (dBuV/m)	Margin (dB)	Peak Limit (dBuV/m)	PK Margin (dB)	Azimuth (Degs)	Height (cm)	Polarity
6	* 5.442	29.81	RMS	34.7	-17.2	.34	47.65	54	-6.35	-	-	166	277	V
2	* 5.445	39.64	Pk	34.7	-17.2	0	57.14	-	-	74	-16.86	166	277	V
1	* 5.46	36.75	Pk	34.7	-17.2	0	54.25	-	-	74	-19.75	166	277	V
5	* 5.46	28.54	RMS	34.7	-17.2	.34	46.38	54	-7.62	-	-	166	277	V
8	5.466	29.58	RMS	34.7	-17.1	.34	47.52	-	-	-	-	166	277	V
4	5.467	39.57	Pk	34.8	-17.1	0	57.27	-	-	68.2	-10.93	166	277	V
3	5.47	36.22	Pk	34.8	-17.1	0	53.92	-	-	68.2	-14.28	166	277	V
7	5.47	28.47	RMS	34.8	-17.1	.34	46.51	-	-	-	-	166	277	V

* - indicates frequency in CFR47 Pt 15 / IC RSS-Restricted Band
Pk - Peak detector
RMS - RMS detection

UL VERIFICATION SERVICES INC.
47173 Benicia Street, Fremont, CA 94538; USA TEL:(510) 771-1000 FAX:(510) 661-0888
This report shall not be reproduced except in full, without the written approval of UL Verification Services Inc.

2TX Antenna 1 + Antenna 2 OFDMA MODE – 106-Tones, RU Index 54

BANDEDGE (HIGH CHANNEL)

HORIZONTAL RESULT

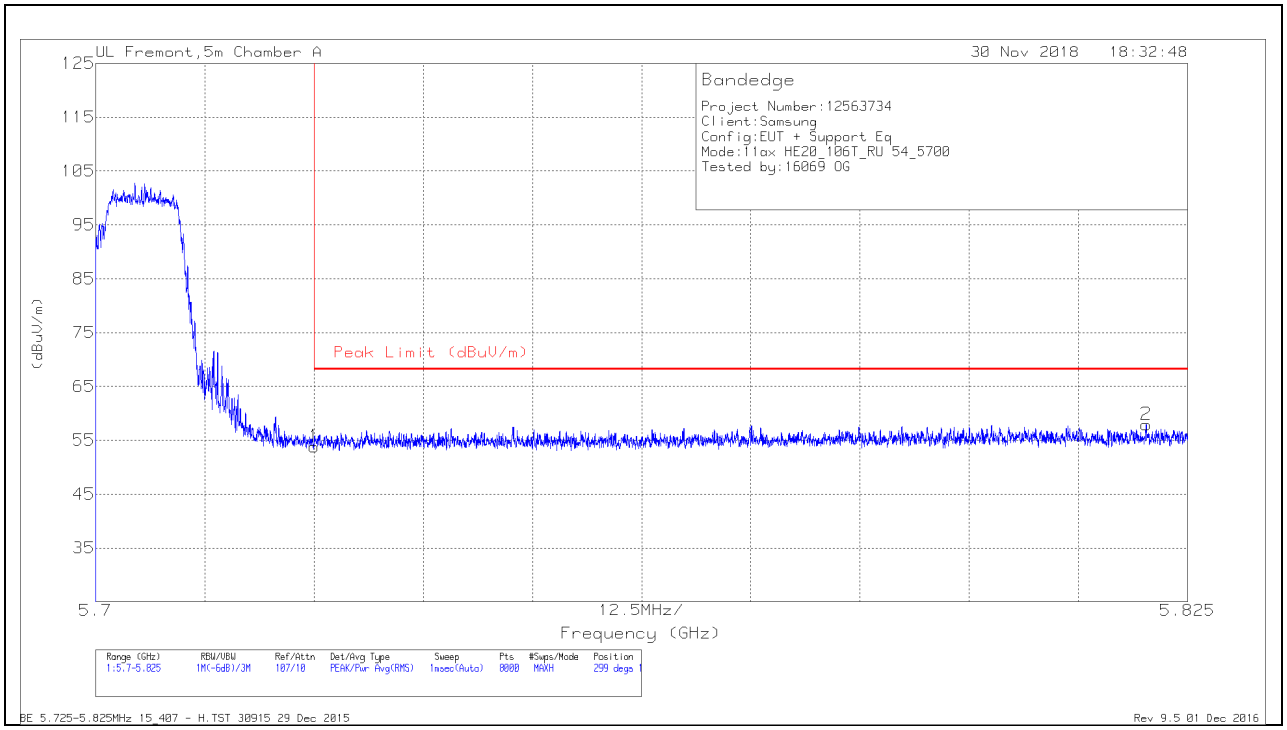

Trace Markers

Marker	Frequency (GHz)	Meter Reading (dBuV)	Det	AF T862 (dB/m)	Amp/Cbl/Fltr/Pad (dB)	DC Corr (dB)	Corrected Reading (dBuV/m)	Peak Limit (dBuV/m)	PK Margin (dB)	Azimuth (Degs)	Height (cm)	Polarity
1	5.725	35.74	Pk	35	-16.9	0	53.84	68.2	-14.36	299	115	H
2	5.82	39.34	Pk	35.1	-16.5	0	57.94	68.2	-10.26	299	115	H

* - indicates frequency in CFR47 Pt 15 / IC RSS-Restricted Band
Pk - Peak detector

UL VERIFICATION SERVICES INC.
47173 Benicia Street, Fremont, CA 94538; USA TEL:(510) 771-1000 FAX:(510) 661-0888
This report shall not be reproduced except in full, without the written approval of UL Verification Services Inc.

VERTICAL RESULT

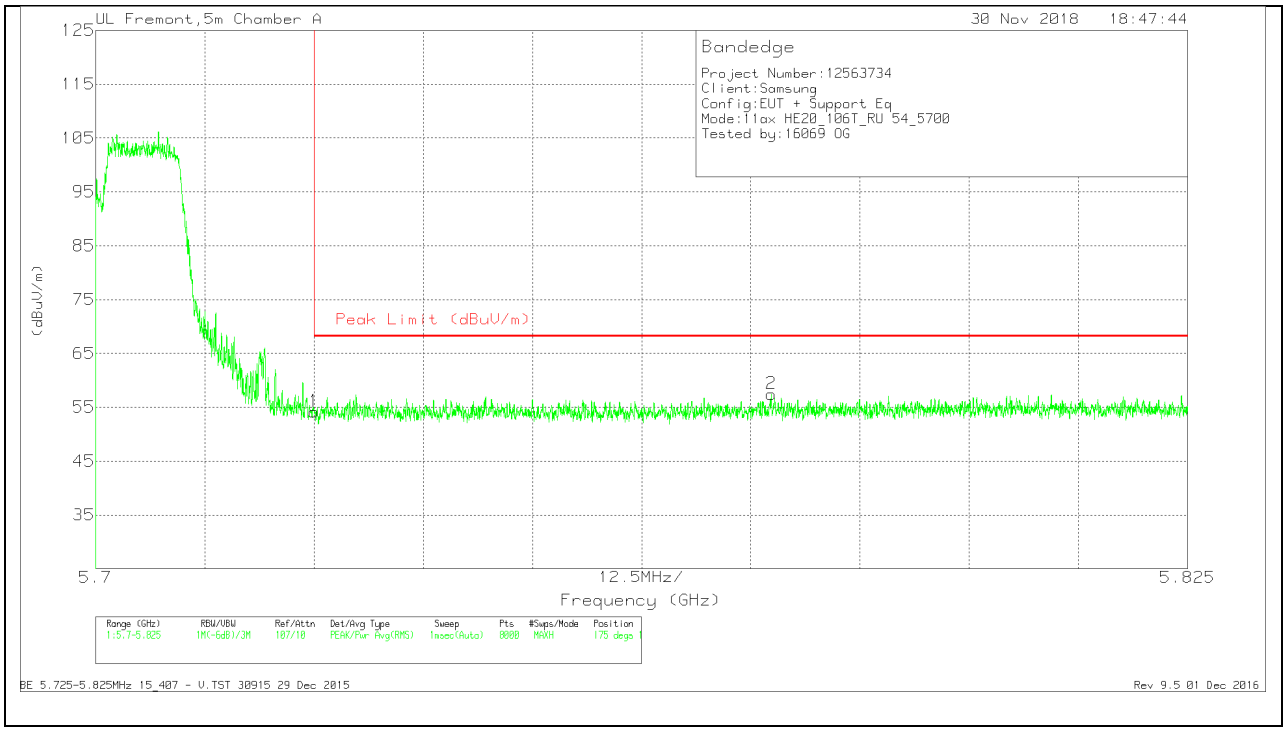

Trace Markers

Marker	Frequency (GHz)	Meter Reading (dBuV)	Det	AF T862 (dB/m)	Amp/Cbl/Fltr/Pad (dB)	DC Corr (dB)	Corrected Reading (dBuV/m)	Peak Limit (dBuV/m)	PK Margin (dB)	Azimuth (Degs)	Height (cm)	Polarity
1	5.725	36.09	Pk	35	-16.9	0	54.19	68.2	-14.01	175	108	V
2	5.777	39.08	Pk	35	-16.6	0	57.48	68.2	-10.72	175	108	V

* - indicates frequency in CFR47 Pt 15 / IC RSS-Restricted Band
Pk - Peak detector

UL VERIFICATION SERVICES INC.
47173 Benicia Street, Fremont, CA 94538; USA TEL:(510) 771-1000 FAX:(510) 661-0888
This report shall not be reproduced except in full, without the written approval of UL Verification Services Inc.

2TX Antenna 1 + Antenna 2 OFDMA MODE – 52-Tones, RU Index 37

BANDEDGE (LOW CHANNEL)

HORIZONTAL RESULT

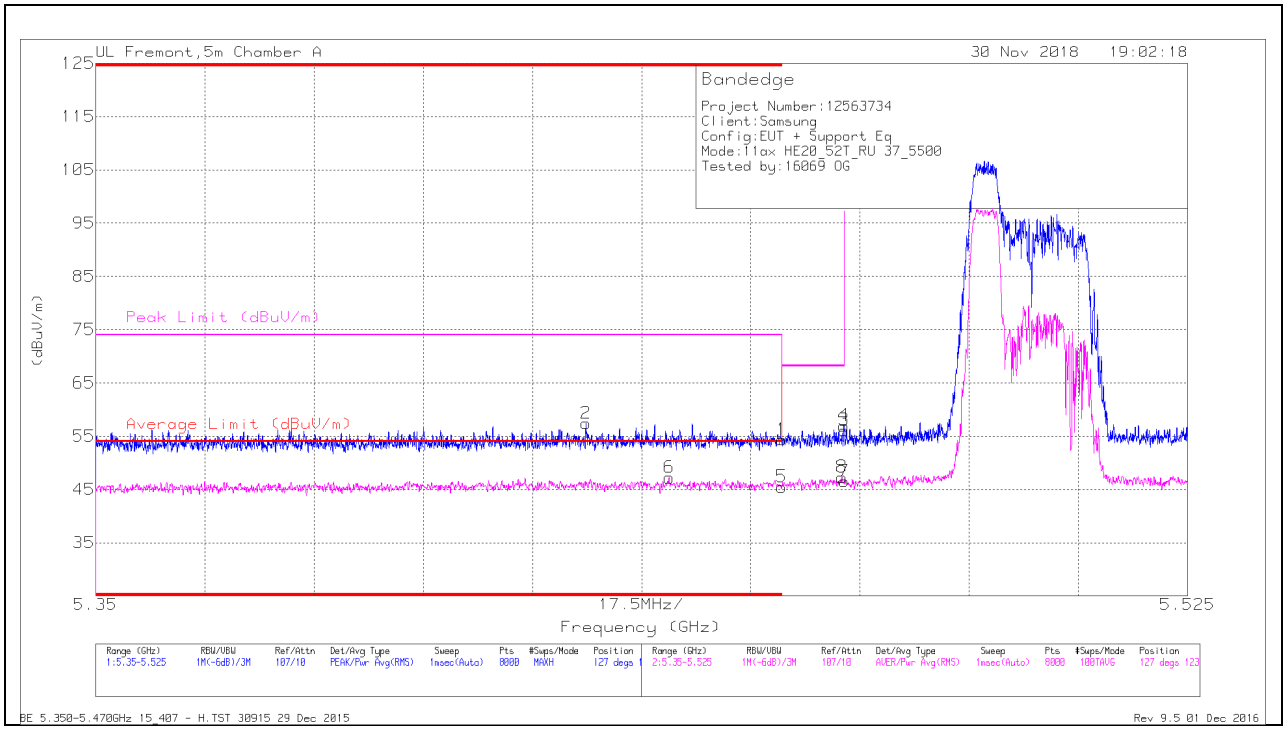

Trace Markers

Marker	Frequency (GHz)	Meter Reading (dBuV)	Det	AF T862 (dB/m)	Amp/Cbl/Fltr/Pad (dB)	DC Corr (dB)	Corrected Reading (dBuV/m)	Average Limit (dBuV/m)	Margin (dB)	Peak Limit (dBuV/m)	PK Margin (dB)	Azimuth (Degs)	Height (cm)	Polarity
2	* 5.429	39.91	Pk	34.7	-17.2	0	57.41	-	-	74	-16.59	127	123	H
6	* 5.442	29.56	RMS	34.7	-17.2	.17	47.23	54	-6.77	-	-	127	123	H
1	* 5.46	36.83	Pk	34.7	-17.2	0	54.33	-	-	74	-19.67	127	123	H
5	* 5.46	27.79	RMS	34.7	-17.2	.17	45.46	54	-8.54	-	-	127	123	H
3	5.47	38.42	Pk	34.8	-17.1	0	56.12	-	-	68.2	-12.08	127	123	H
4	5.47	39.26	Pk	34.8	-17.1	0	56.96	-	-	68.2	-11.24	127	123	H
7	5.47	28.65	RMS	34.8	-17.1	.17	46.52	-	-	-	-	127	123	H
8	5.47	29.43	RMS	34.8	-17.1	.17	47.3	-	-	-	-	127	123	H

* - indicates frequency in CFR47 Pt 15 / IC RSS-Restricted Band
Pk - Peak detector
RMS - RMS detection

UL VERIFICATION SERVICES INC.
47173 Benicia Street, Fremont, CA 94538; USA TEL:(510) 771-1000 FAX:(510) 661-0888
This report shall not be reproduced except in full, without the written approval of UL Verification Services Inc.

VERTICAL RESULT

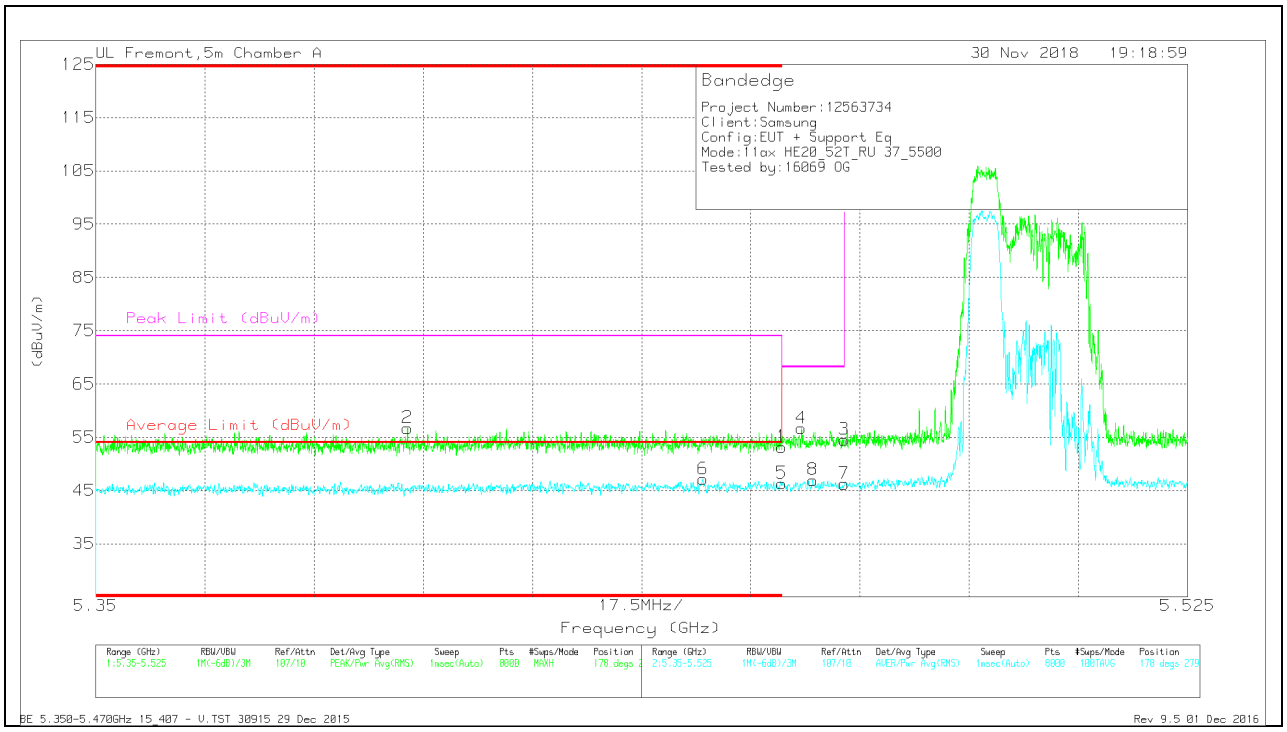

Trace Markers

Marker	Frequency (GHz)	Meter Reading (dBuV)	Det	AF T862 (dB/m)	Amp/Cbl/Fltr/Pad (dB)	DC Corr (dB)	Corrected Reading (dBuV/m)	Average Limit (dBuV/m)	Margin (dB)	Peak Limit (dBuV/m)	PK Margin (dB)	Azimuth (Degs)	Height (cm)	Polarity
2	* 5.4	39.44	Pk	34.6	-17.3	0	56.74	-	-	74	-17.26	178	279	V
6	* 5.447	29.48	RMS	34.7	-17.2	.17	47.15	54	-6.85	-	-	178	279	V
1	* 5.46	35.69	Pk	34.7	-17.2	0	53.19	-	-	74	-20.81	178	279	V
5	* 5.46	28.66	RMS	34.7	-17.2	.17	46.33	54	-7.67	-	-	178	279	V
4	5.463	39.05	Pk	34.7	-17.1	0	56.65	-	-	68.2	-11.55	178	279	V
8	5.465	29.2	RMS	34.7	-17.1	.17	46.97	-	-	-	-	178	279	V
3	5.47	36.84	Pk	34.8	-17.1	0	54.54	-	-	68.2	-13.66	178	279	V
7	5.47	28.39	RMS	34.8	-17.1	.17	46.26	-	-	-	-	178	279	V

* - indicates frequency in CFR47 Pt 15 / IC RSS-Restricted Band
Pk - Peak detector
RMS - RMS detection

UL VERIFICATION SERVICES INC.
47173 Benicia Street, Fremont, CA 94538; USA TEL:(510) 771-1000 FAX:(510) 661-0888
This report shall not be reproduced except in full, without the written approval of UL Verification Services Inc.

2TX Antenna 1 + Antenna 2 OFDMA MODE – 52-Tones, RU Index 40

BANDEDGE (HIGH CHANNEL)

HORIZONTAL RESULT

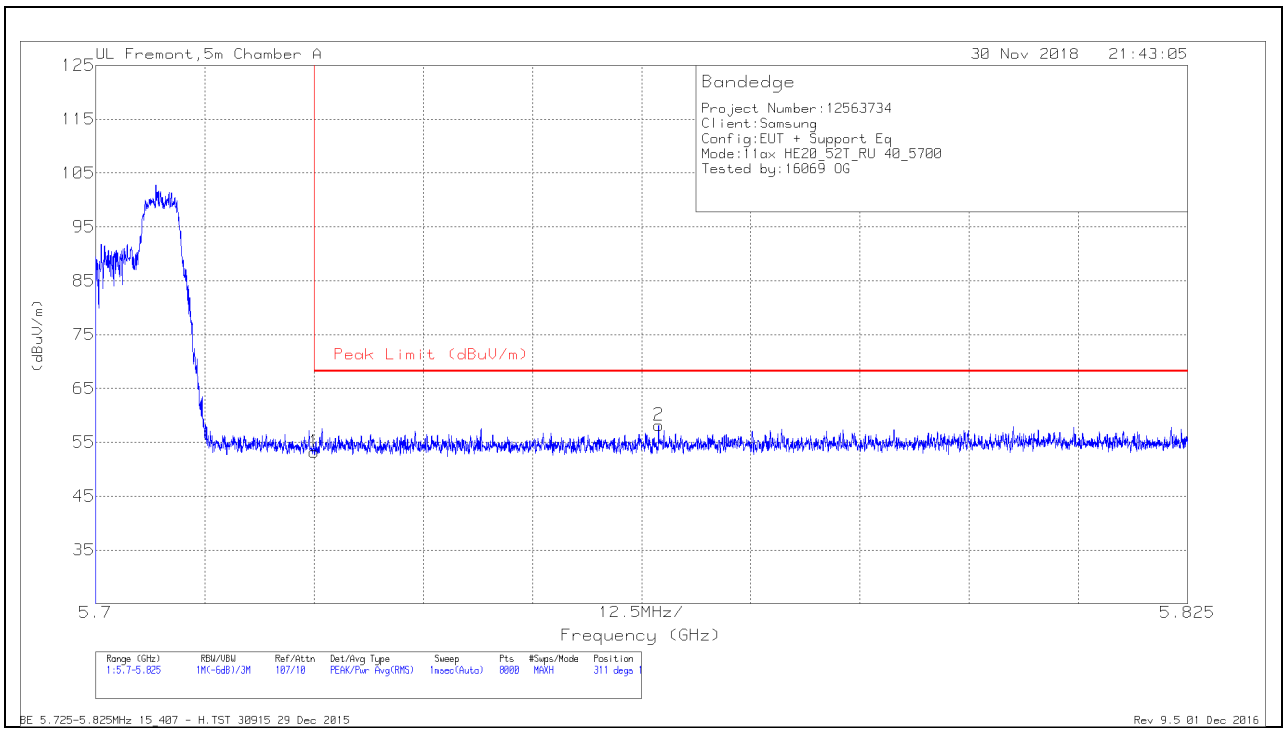

Trace Markers

Marker	Frequency (GHz)	Meter Reading (dBuV)	Det	AF T862 (dB/m)	Amp/Cbl/Fltr/Pad (dB)	DC Corr (dB)	Corrected Reading (dBuV/m)	Peak Limit (dBuV/m)	PK Margin (dB)	Azimuth (Degs)	Height (cm)	Polarity
1	5.725	35.13	Pk	35	-16.9	0	53.23	68.2	-14.97	311	103	H
2	5.764	39.89	Pk	35	-16.7	0	58.19	68.2	-10.01	311	103	H

* - indicates frequency in CFR47 Pt 15 / IC RSS-Restricted Band
Pk - Peak detector

UL VERIFICATION SERVICES INC.
47173 Benicia Street, Fremont, CA 94538; USA TEL:(510) 771-1000 FAX:(510) 661-0888
This report shall not be reproduced except in full, without the written approval of UL Verification Services Inc.

VERTICAL RESULT

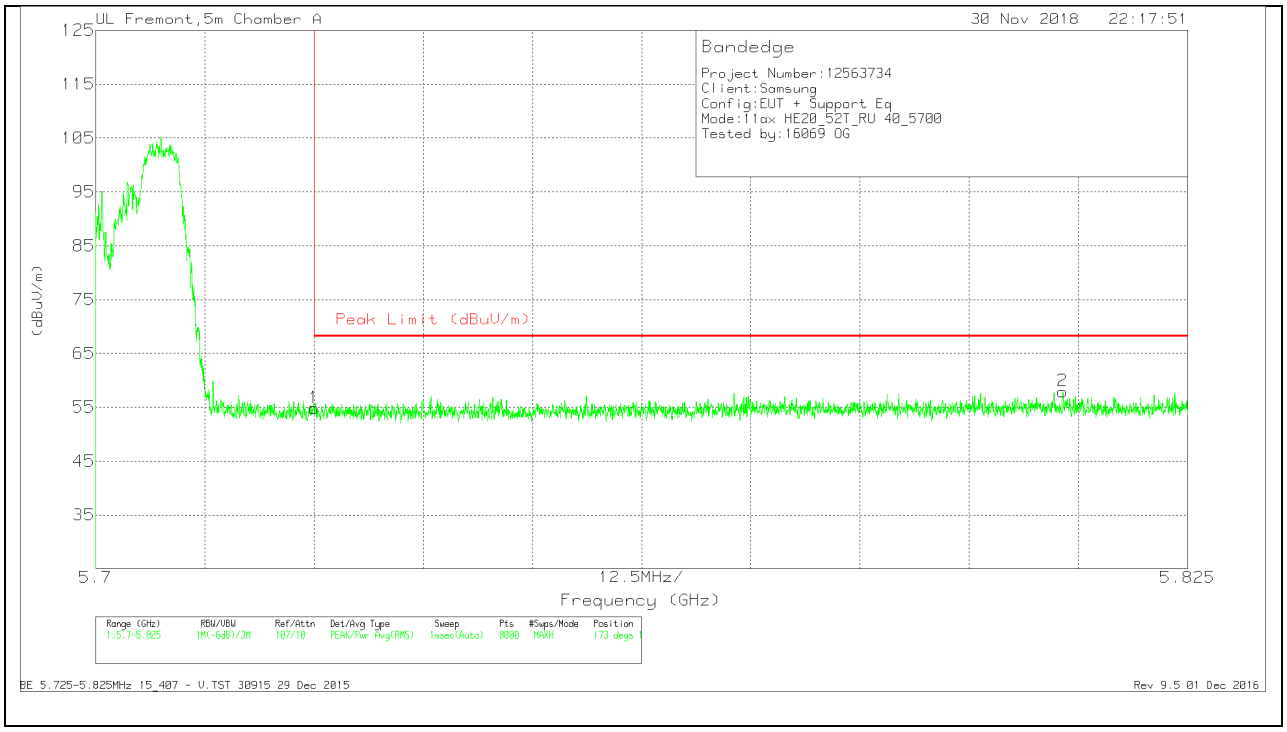

Trace Markers

Marker	Frequency (GHz)	Meter Reading (dBuV)	Det	AF T862 (dB/m)	Amp/Cbl/Fltr/Pad (dB)	DC Corr (dB)	Corrected Reading (dBuV/m)	Peak Limit (dBuV/m)	PK Margin (dB)	Azimuth (Degs)	Height (cm)	Polarity
1	5.725	36.74	Pk	35	-16.9	0	54.84	68.2	-13.36	173	115	V
2	5.811	39.26	Pk	35.1	-16.4	0	57.96	68.2	-10.24	173	115	V

* - indicates frequency in CFR47 Pt 15 / IC RSS-Restricted Band
Pk - Peak detector

UL VERIFICATION SERVICES INC.
47173 Benicia Street, Fremont, CA 94538; USA TEL:(510) 771-1000 FAX:(510) 661-0888
This report shall not be reproduced except in full, without the written approval of UL Verification Services Inc.

2TX Antenna 1 + Antenna 2 OFDMA MODE – 26-Tones, RU Index 0

BANDEDGE (LOW CHANNEL)

HORIZONTAL RESULT

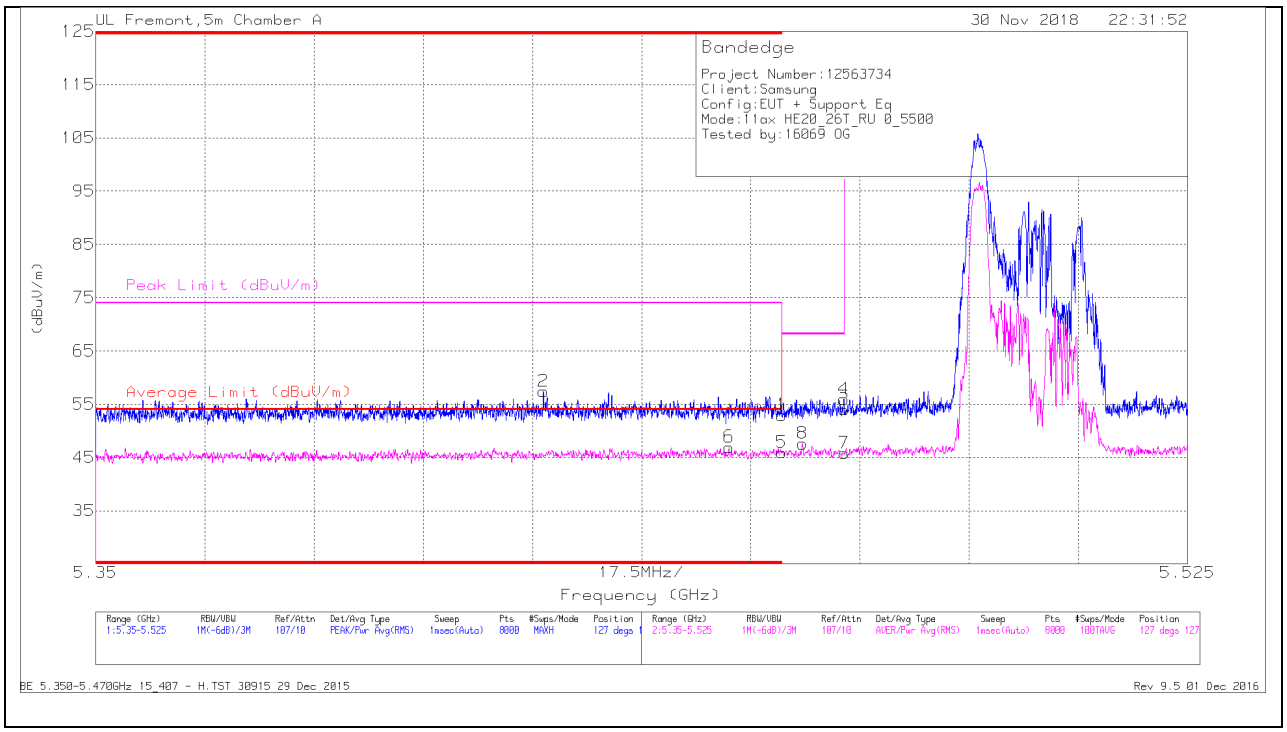

Trace Markers

Marker	Frequency (GHz)	Meter Reading (dBuV)	Det	AF T862 (dB/m)	Amp/Cbl/Fltr/Pad (dB)	DC Corr (dB)	Corrected Reading (dBuV/m)	Average Limit (dBuV/m)	Margin (dB)	Peak Limit (dBuV/m)	PK Margin (dB)	Azimuth (Degs)	Height (cm)	Polarity
2	* 5.422	39.9	Pk	34.7	-17.2	0	57.4	-	-	74	-16.6	127	127	H
6	* 5.452	29.34	RMS	34.7	-17.2	.1	46.94	54	-7.06	-	-	127	127	H
1	* 5.46	35.46	Pk	34.7	-17.2	0	52.96	-	-	74	-21.04	127	127	H
5	* 5.46	28.32	RMS	34.7	-17.2	.1	45.92	54	-8.08	-	-	127	127	H
8	5.463	29.9	RMS	34.7	-17.1	.1	47.6	-	-	-	-	127	127	H
3	5.47	36.29	Pk	34.8	-17.1	0	53.99	-	-	68.2	-14.21	127	127	H
4	5.47	38.23	Pk	34.8	-17.1	0	55.93	-	-	68.2	-12.27	127	127	H
7	5.47	28	RMS	34.8	-17.1	.1	45.8	-	-	-	-	127	127	H

* - indicates frequency in CFR47 Pt 15 / IC RSS-Restricted Band
Pk - Peak detector
RMS - RMS detection

UL VERIFICATION SERVICES INC.
47173 Benicia Street, Fremont, CA 94538; USA TEL:(510) 771-1000 FAX:(510) 661-0888
This report shall not be reproduced except in full, without the written approval of UL Verification Services Inc.

VERTICAL RESULT

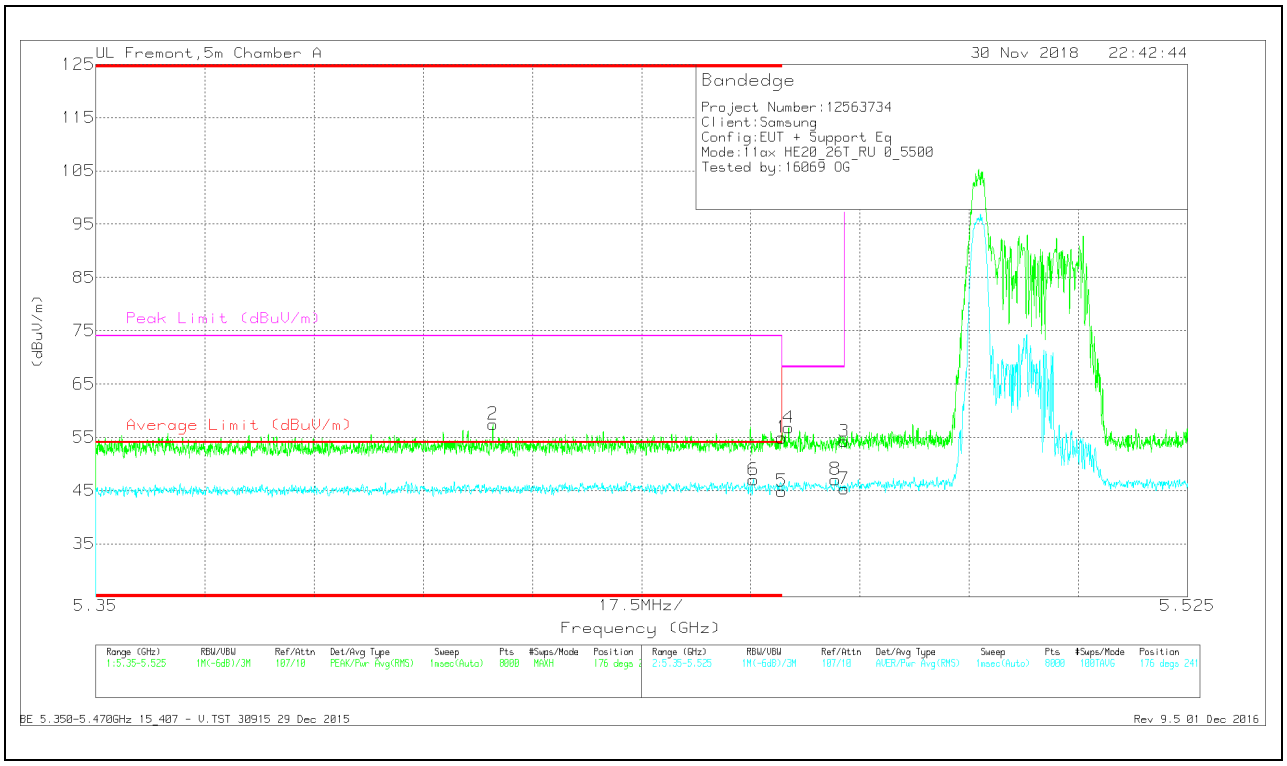

Trace Markers

Marker	Frequency (GHz)	Meter Reading (dBuV)	Det	AF T862 (dB/m)	Amp/Cbl/Fltr/Pad (dB)	DC Corr (dB)	Corrected Reading (dBuV/m)	Average Limit (dBuV/m)	Margin (dB)	Peak Limit (dBuV/m)	PK Margin (dB)	Azimuth (Degs)	Height (cm)	Polarity
2	* 5.414	39.94	Pk	34.7	-17.2	0	57.44	-	-	74	-16.56	176	241	V
6	* 5.455	29.54	RMS	34.7	-17.3	.1	47.04	54	-6.96	-	-	176	241	V
1	* 5.46	37.42	Pk	34.7	-17.2	0	54.92	-	-	74	-19.08	176	241	V
5	* 5.46	27.28	RMS	34.7	-17.2	.1	44.88	54	-9.12	-	-	176	241	V
4	5.461	39.29	Pk	34.7	-17.2	0	56.79	-	-	68.2	-11.41	176	241	V
8	5.469	29.26	RMS	34.8	-17.1	.1	47.06	-	-	-	-	176	241	V
3	5.47	36.51	Pk	34.8	-17.1	0	54.21	-	-	68.2	-13.99	176	241	V
7	5.47	27.5	RMS	34.8	-17.1	.1	45.3	-	-	-	-	176	241	V

* - indicates frequency in CFR47 Pt 15 / IC RSS-Restricted Band
Pk - Peak detector
RMS - RMS detection

UL VERIFICATION SERVICES INC.
47173 Benicia Street, Fremont, CA 94538; USA TEL:(510) 771-1000 FAX:(510) 661-0888
This report shall not be reproduced except in full, without the written approval of UL Verification Services Inc.

2TX Antenna 1 + Antenna 2 OFDMA MODE – 26-Tones, RU Index 8

BANDEDGE (HIGH CHANNEL)

HORIZONTAL RESULT

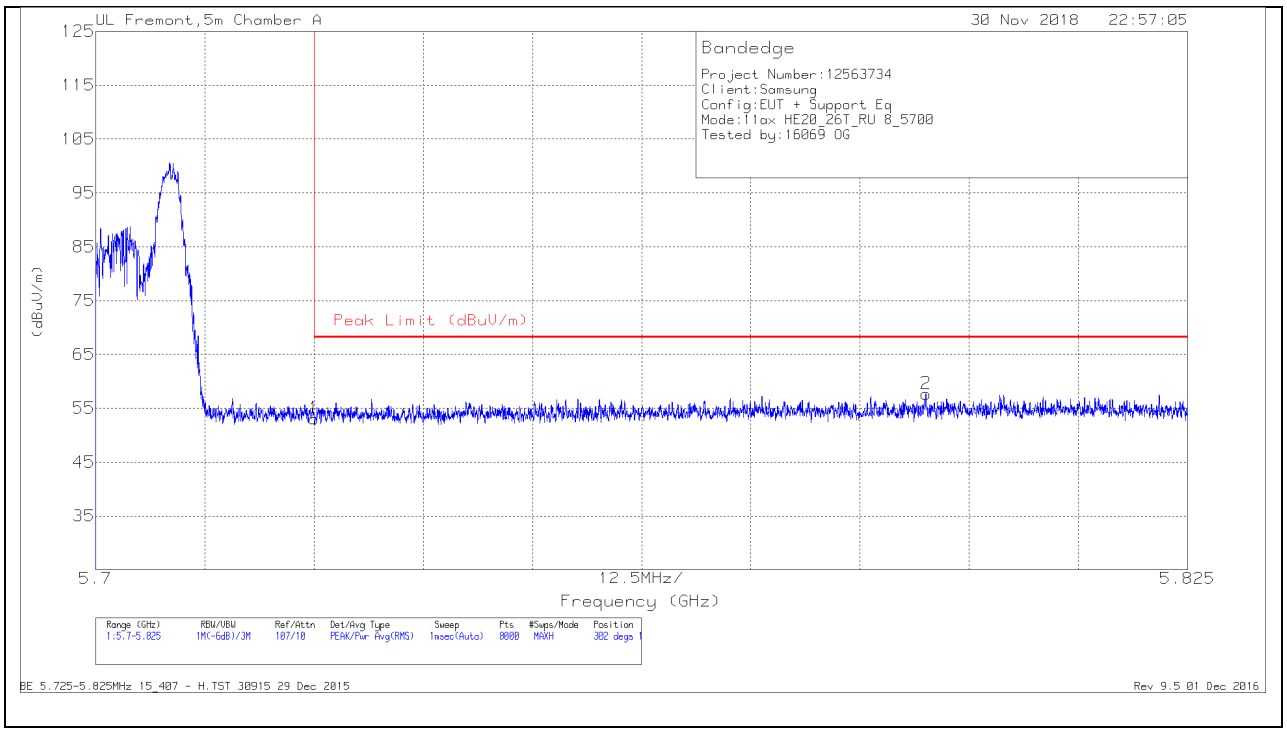

Trace Markers

Marker	Frequency (GHz)	Meter Reading (dBuV)	Det	AF T862 (dB/m)	Amp/Cbl/Fltr/Pad (dB)	DC Corr (dB)	Corrected Reading (dBuV/m)	Peak Limit (dBuV/m)	PK Margin (dB)	Azimuth (Degs)	Height (cm)	Polarity
1	5.725	35.01	Pk	35	-16.9	0	53.11	68.2	-15.09	302	146	H
2	5.795	39.09	Pk	35.1	-16.5	0	57.69	68.2	-10.51	302	146	H

* - indicates frequency in CFR47 Pt 15 / IC RSS-Restricted Band
Pk - Peak detector

UL VERIFICATION SERVICES INC.
47173 Benicia Street, Fremont, CA 94538; USA TEL:(510) 771-1000 FAX:(510) 661-0888
This report shall not be reproduced except in full, without the written approval of UL Verification Services Inc.

VERTICAL RESULT

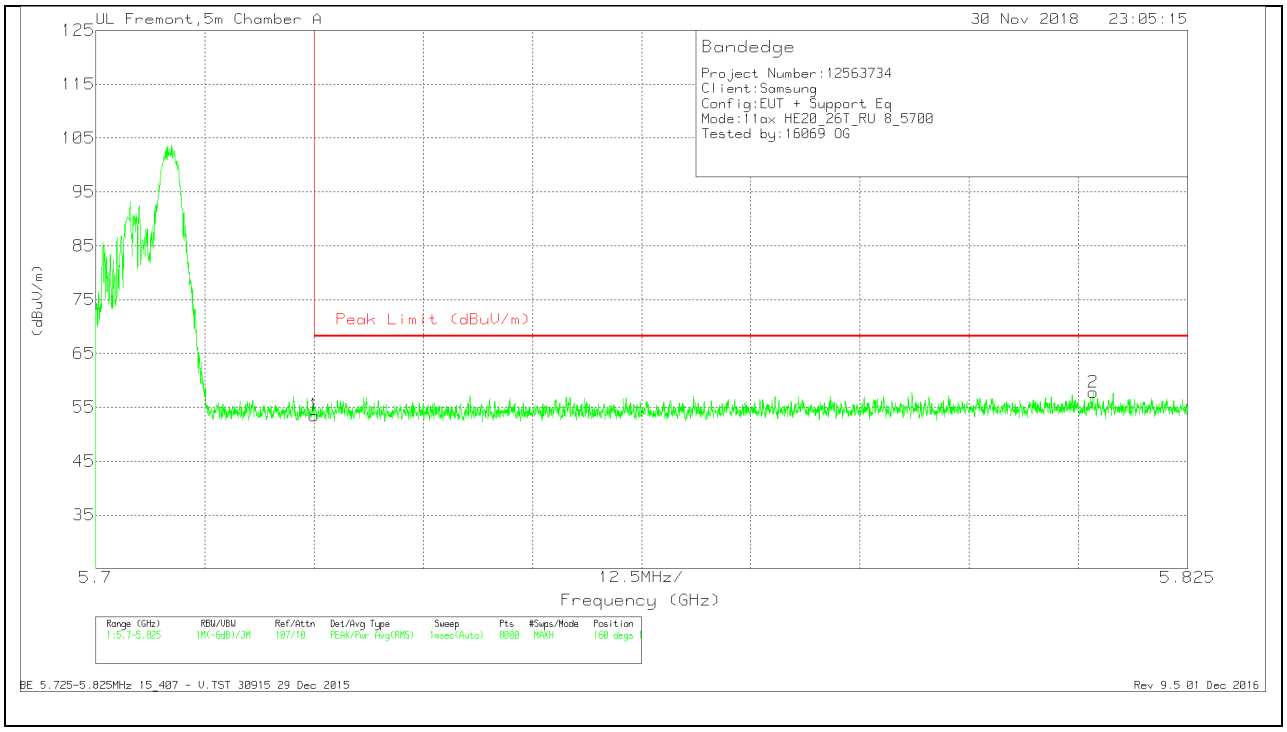

Trace Markers

Marker	Frequency (GHz)	Meter Reading (dBuV)	Det	AF T862 (dB/m)	Amp/Cbl/Fltr/Pad (dB)	DC Corr (dB)	Corrected Reading (dBuV/m)	Peak Limit (dBuV/m)	PK Margin (dB)	Azimuth (Degs)	Height (cm)	Polarity
1	5.725	35.36	Pk	35	-16.9	0	53.46	68.2	-14.74	160	106	V
2	5.814	39.18	Pk	35.1	-16.5	0	57.78	68.2	-10.42	160	106	V

* - indicates frequency in CFR47 Pt 15 / IC RSS-Restricted Band
Pk - Peak detector

UL VERIFICATION SERVICES INC.
47173 Benicia Street, Fremont, CA 94538; USA TEL:(510) 771-1000 FAX:(510) 661-0888
This report shall not be reproduced except in full, without the written approval of UL Verification Services Inc.

2TX Antenna 1 + Antenna 2 OFDMA MODE – 106-Tones, RU Index 53

HARMONICS AND SPURIOUS EMISSIONS

LOW CHANNEL RESULTS

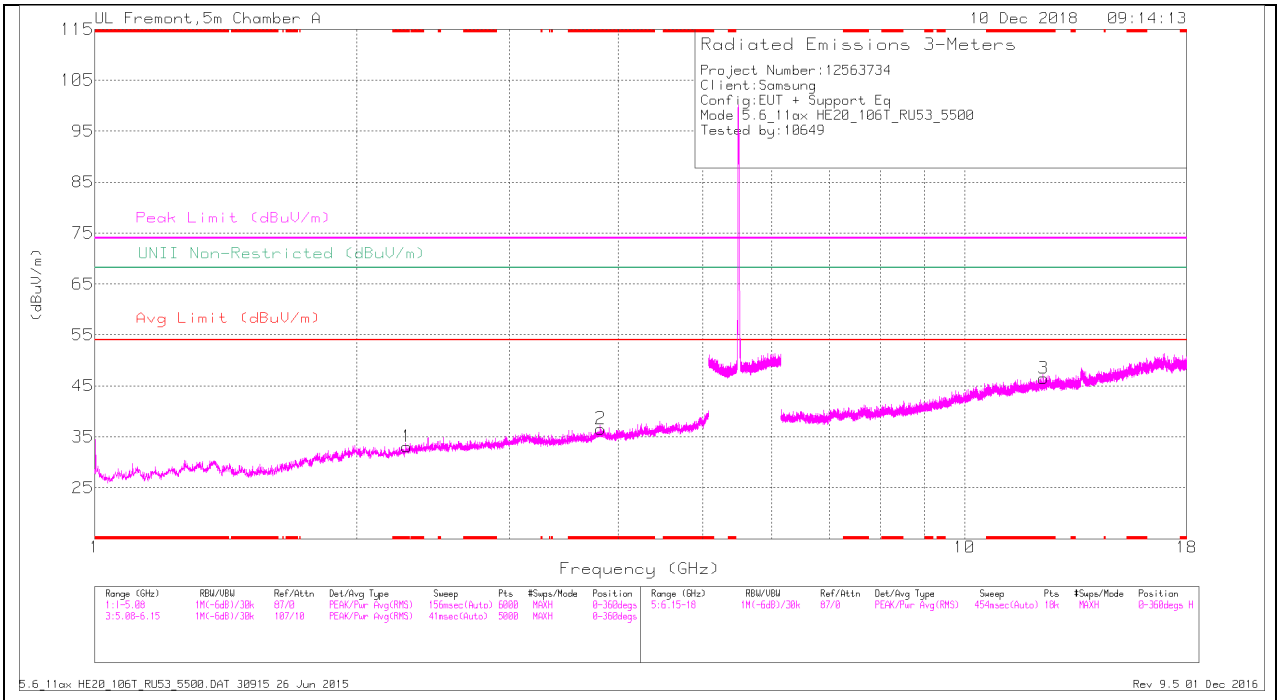

HORIZONTAL

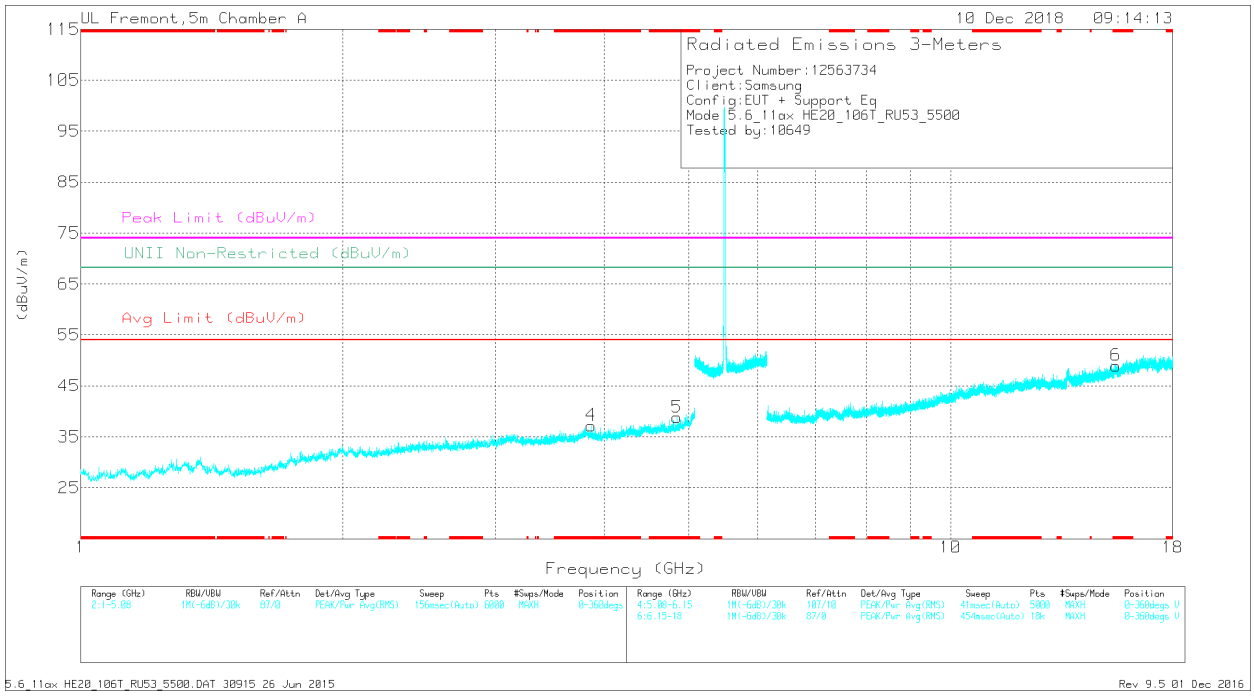

VERTICAL

UL VERIFICATION SERVICES INC.
47173 Benicia Street, Fremont, CA 94538; USA TEL:(510) 771-1000 FAX:(510) 661-0888
This report shall not be reproduced except in full, without the written approval of UL Verification Services Inc.

RADIATED EMISSIONS

Radiated Emissions

Frequency (GHz)	Meter Reading (dBuV)	Det	AF T345 (dB/m)	Amp/Cbl/Fltr/Pad (dB)	DC Corr (dB)	Corrected Reading (dBuV/m)	Avg Limit (dBuV/m)	Margin (dB)	Peak Limit (dBuV/m)	PK Margin (dB)	UNII Non-Restricted (dBuV/m)	PK Margin (dB)	Azimuth (Degs)	Height (cm)	Polarity
* 2.283	38.22	PK-U	31.7	-30.5	0	39.42	-	-	74	-34.58	-	-	333	203	H
* 2.285	26.18	ADR	31.7	-30.4	.34	27.82	54	-26.18	-	-	-	-	333	203	H
* 3.817	37.77	PK-U	33.5	-27.7	0	43.57	-	-	74	-30.43	-	-	274	135	H
* 3.817	25.3	ADR	33.5	-27.7	.34	31.44	54	-22.56	-	-	-	-	274	135	H
* 3.862	37.44	PK-U	33.5	-28.3	0	42.64	-	-	74	-31.36	-	-	110	224	V
* 3.86	25.47	ADR	33.5	-28.2	.34	31.11	54	-22.89	-	-	-	-	110	224	V
* 4.852	35.89	PK-U	34.1	-26.2	0	43.79	-	-	74	-30.21	-	-	360	101	V
* 4.852	24.25	ADR	34.1	-26.2	.34	32.49	54	-21.51	-	-	-	-	360	101	V
* 12.328	31.35	PK-U	39	-18.4	0	51.95	-	-	74	-22.05	-	-	258	238	H
* 12.328	19.8	ADR	39	-18.4	.34	40.74	54	-13.26	-	-	-	-	258	238	H
* 11.431	35.54	PK-U	38.1	-18.2	0	55.44	-	-	74	-18.56	-	-	34	119	H
* 11.429	23.59	ADR	38.1	-18.2	.34	43.83	54	-10.17	-	-	-	-	34	119	H
* 15.498	31.02	PK-U	40.1	-16.6	0	54.52	-	-	74	-19.48	-	-	111	147	V
* 15.497	19.83	ADR	40.2	-16.5	.34	43.87	54	-10.13	-	-	-	-	111	147	V
* 11.429	40.9	PK-U	38.1	-18.1	0	60.9	-	-	74	-13.1	-	-	189	102	V
* 11.429	28.27	ADR	38.1	-18.2	.34	48.51	54	-5.49	-	-	-	-	189	102	V

* - indicates frequency in CFR47 Pt 15 / IC RSS-Restricted Band
PK-U - U-NII: Maximum Peak
ADR - U-NII AD primary method, RMS average

UL VERIFICATION SERVICES INC.
47173 Benicia Street, Fremont, CA 94538; USA TEL:(510) 771-1000 FAX:(510) 661-0888
This report shall not be reproduced except in full, without the written approval of UL Verification Services Inc.

RADIATED EMISSIONS

Frequency (GHz)	Meter Reading (dBuV)	Det	AF T345 (dB/m)	Amp/Cbl/Fltr/Pad (dB)	DC Corr (dB)	Corrected Reading (dBuV/m)	Avg Limit (dBuV/m)	Margin (dB)	Peak Limit (dBuV/m)	PK Margin (dB)	UNII Non-Restricted (dBuV/m)	PK Margin (dB)	Azimuth (Degs)	Height (cm)	Polarity
* 2.283	38.22	PK-U	31.7	-30.5	0	39.42	-	-	74	-34.58	-	-	333	203	H
* 2.285	26.18	ADR	31.7	-30.4	.34	27.82	54	-26.18	-	-	-	-	333	203	H
* 3.817	37.77	PK-U	33.5	-27.7	0	43.57	-	-	74	-30.43	-	-	274	135	H
* 3.817	25.3	ADR	33.5	-27.7	.34	31.44	54	-22.56	-	-	-	-	274	135	H
* 3.862	37.44	PK-U	33.5	-28.3	0	42.64	-	-	74	-31.36	-	-	110	224	V
* 3.86	25.47	ADR	33.5	-28.2	.34	31.11	54	-22.89	-	-	-	-	110	224	V
* 4.852	35.89	PK-U	34.1	-26.2	0	43.79	-	-	74	-30.21	-	-	360	101	V
* 4.852	24.25	ADR	34.1	-26.2	.34	32.49	54	-21.51	-	-	-	-	360	101	V
* 12.328	31.35	PK-U	39	-18.4	0	51.95	-	-	74	-22.05	-	-	258	238	H
* 12.328	19.8	ADR	39	-18.4	.34	40.74	54	-13.26	-	-	-	-	258	238	H
* 11.431	35.54	PK-U	38.1	-18.2	0	55.44	-	-	74	-18.56	-	-	34	119	H
* 11.429	23.59	ADR	38.1	-18.2	.34	43.83	54	-10.17	-	-	-	-	34	119	H
* 15.498	31.02	PK-U	40.1	-16.6	0	54.52	-	-	74	-19.48	-	-	111	147	V
* 15.497	19.83	ADR	40.2	-16.5	.34	43.87	54	-10.13	-	-	-	-	111	147	V
* 11.429	40.9	PK-U	38.1	-18.1	0	60.9	-	-	74	-13.1	-	-	189	102	V
* 11.429	28.27	ADR	38.1	-18.2	.34	48.51	54	-5.49	-	-	-	-	189	102	V

* - indicates frequency in CFR47 Pt 15 / IC RSS-Restricted Band

PK-U - U-NII: Maximum Peak

ADR - U-NII AD primary method, RMS average

UL VERIFICATION SERVICES INC.
47173 Benicia Street, Fremont, CA 94538; USA TEL:(510) 771-1000 FAX:(510) 661-0888

This report shall not be reproduced except in full, without the written approval of UL Verification Services Inc.

MID CHANNEL RESULTS

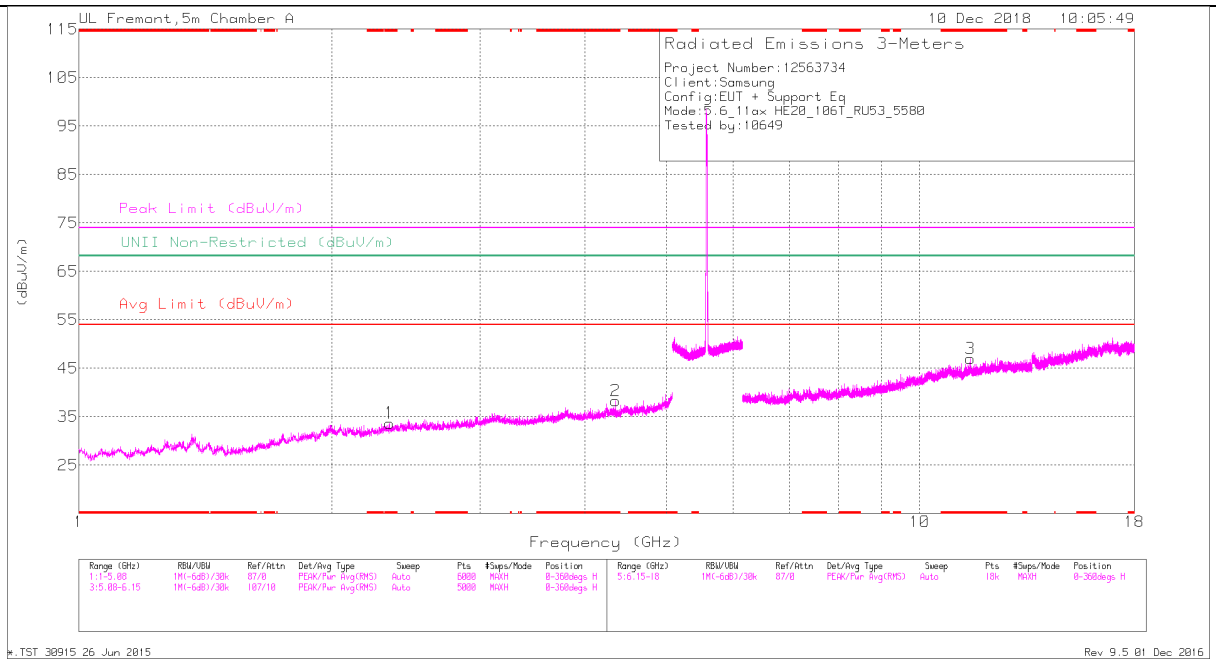

HORIZONTAL

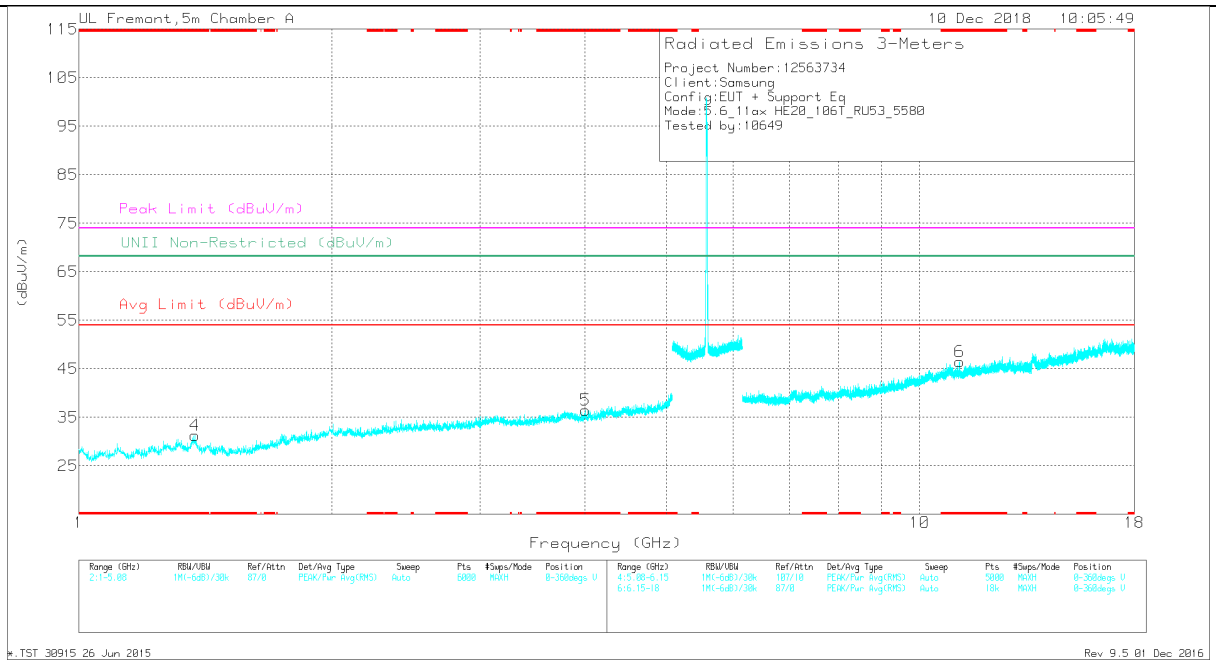

VERTICAL

UL VERIFICATION SERVICES INC.
47173 Benicia Street, Fremont, CA 94538; USA TEL:(510) 771-1000 FAX:(510) 661-0888
This report shall not be reproduced except in full, without the written approval of UL Verification Services Inc.

RADIATED EMISSIONS

Frequency (GHz)	Meter Reading (dBuV)	Det	AF T345 (dB/m)	Amp/Cbl/Fltr/Pad (dB)	DC Corr (dB)	Corrected Reading (dBuV/m)	Avg Limit (dBuV/m)	Margin (dB)	Peak Limit (dBuV/m)	PK Margin (dB)	UNII Non-Restricted (dBuV/m)	PK Margin (dB)	Azimuth (Degs)	Height (cm)	Polarity
* 2.34	38.02	PK-U	31.7	-29.8	0	39.92	-	-	74	-34.08	-	-	317	194	H
* 2.342	25.93	ADR	31.7	-29.8	.34	28.17	54	-25.83	-	-	-	-	317	194	H
* 4.348	36.76	PK-U	33.9	-27.8	0	42.86	-	-	74	-31.14	-	-	314	325	H
* 4.346	25.29	ADR	33.9	-27.8	.34	31.73	54	-22.27	-	-	-	-	314	325	H
* 1.373	39.92	PK-U	29.1	-31.2	0	37.82	-	-	74	-36.18	-	-	281	268	V
* 1.373	27.54	ADR	29.1	-31.2	.34	25.78	54	-28.22	-	-	-	-	281	268	V
* 4.005	35.98	PK-U	33.6	-27.4	0	42.18	-	-	74	-31.82	-	-	316	232	V
* 4.005	24.57	ADR	33.6	-27.4	.34	31.11	54	-22.89	-	-	-	-	316	232	V
* 11.48	31.98	PK-U	38.1	-18.2	0	51.88	-	-	74	-22.12	-	-	321	161	H
* 11.478	19.94	ADR	38.1	-18.2	.34	40.18	54	-13.82	-	-	-	-	321	161	H
* 11.15	34.42	PK-U	37.9	-18.5	0	53.82	-	-	74	-20.18	-	-	301	141	V
* 11.15	21.64	ADR	37.9	-18.5	.34	41.38	54	-12.62	-	-	-	-	301	141	V

* - indicates frequency in CFR47 Pt 15 / IC RSS-Restricted Band
PK-U - U-NII: Maximum Peak
ADR - U-NII AD primary method, RMS average

UL VERIFICATION SERVICES INC.
47173 Benicia Street, Fremont, CA 94538; USA TEL:(510) 771-1000 FAX:(510) 661-0888
This report shall not be reproduced except in full, without the written approval of UL Verification Services Inc.

HIGH CHANNEL RESULTS

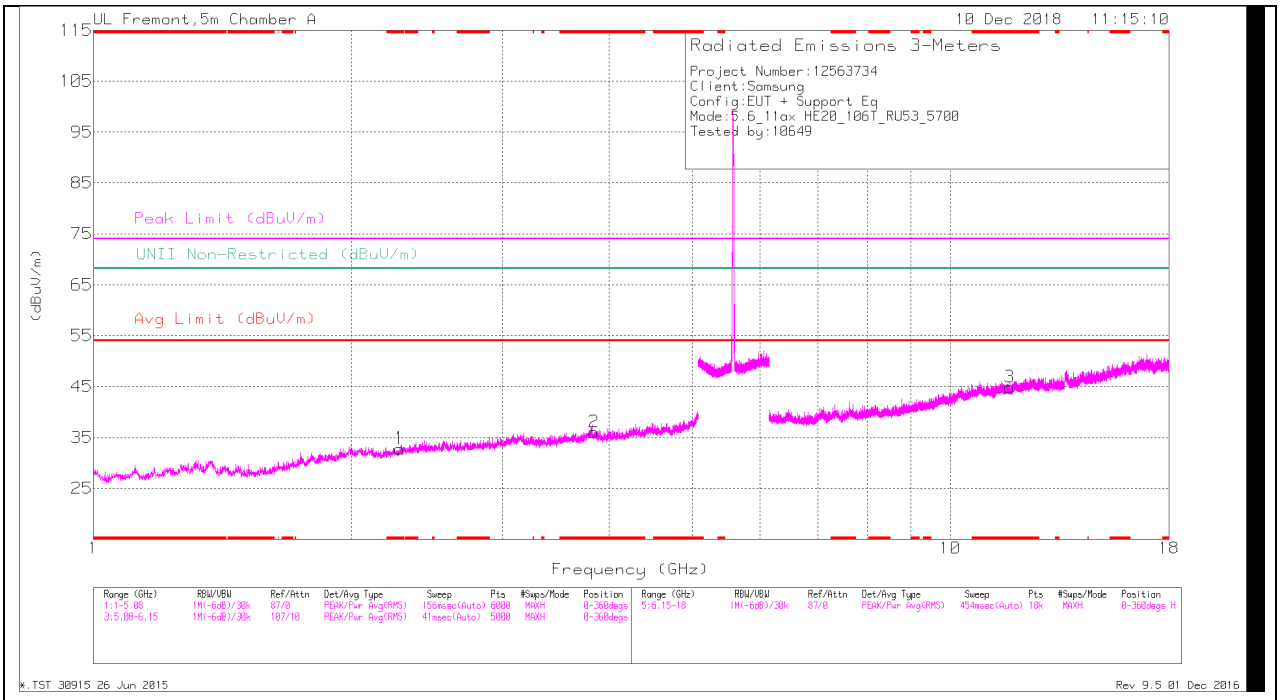

HORIZONTAL

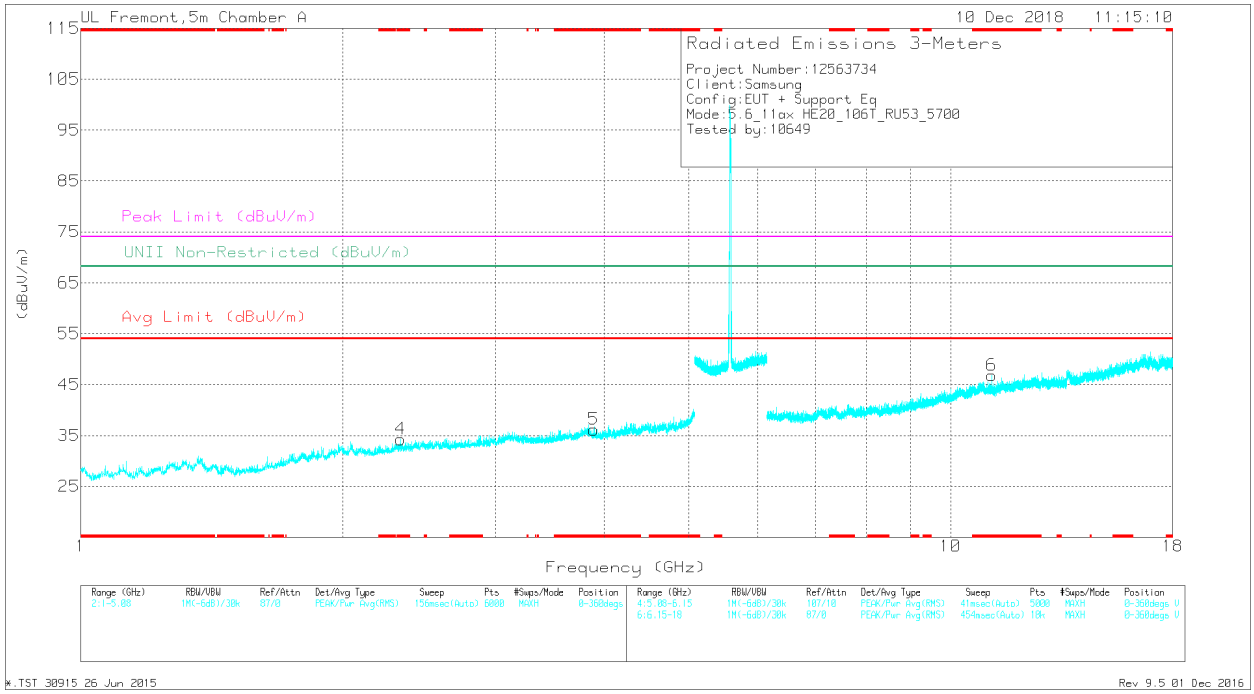

VERTICAL

UL VERIFICATION SERVICES INC.
47173 Benicia Street, Fremont, CA 94538; USA TEL:(510) 771-1000 FAX:(510) 661-0888
This report shall not be reproduced except in full, without the written approval of UL Verification Services Inc.

RADIATED EMISSIONS

Frequency (GHz)	Meter Reading (dBuV)	Det	AF T345 (dB/m)	Amp/Cbl/Fltr/Pad (dB)	DC Corr (dB)	Corrected Reading (dBuV/m)	Avg Limit (dBuV/m)	Margin (dB)	Peak Limit (dBuV/m)	PK Margin (dB)	UNII Non-Restricted (dBuV/m)	PK Margin (dB)	Azimuth (Degs)	Height (cm)	Polarity
* 2.276	38.19	PK-U	31.7	-30.6	0	39.29	-	-	74	-34.71	-	-	168	151	H
* 2.275	26.86	ADR	31.7	-30.6	.34	28.3	54	-25.7	-	-	-	-	168	151	H
* 2.276	38.54	PK-U	31.7	-30.6	0	39.64	-	-	74	-34.36	-	-	344	303	H
* 2.278	26.37	ADR	31.7	-30.5	.34	27.91	54	-26.09	-	-	-	-	344	303	H
* 2.332	37.97	PK-U	31.7	-29.9	0	39.77	-	-	74	-34.23	-	-	98	376	V
* 2.331	25.92	ADR	31.7	-29.9	.34	28.06	54	-25.94	-	-	-	-	98	376	V
* 3.889	37.1	PK-U	33.6	-28.5	0	42.2	-	-	74	-31.8	-	-	291	354	V
* 3.892	25.42	ADR	33.6	-28.5	.34	30.86	54	-23.14	-	-	-	-	291	354	V
* 11.735	32.44	PK-U	38.5	-18.4	0	52.54	-	-	74	-21.46	-	-	360	138	H
* 11.736	19.69	ADR	38.5	-18.4	.34	40.13	54	-13.87	-	-	-	-	360	138	H
* 11.15	39.96	PK-U	37.9	-18.5	0	59.36	-	-	74	-14.64	-	-	193	101	V
* 11.149	23.24	ADR	37.9	-18.5	.34	42.98	54	-11.02	-	-	-	-	193	101	V

* - indicates frequency in CFR47 Pt 15 / IC RSS-Restricted Band
PK-U - U-NII: Maximum Peak
ADR - U-NII AD primary method, RMS average

UL VERIFICATION SERVICES INC.
47173 Benicia Street, Fremont, CA 94538; USA TEL:(510) 771-1000 FAX:(510) 661-0888
This report shall not be reproduced except in full, without the written approval of UL Verification Services Inc.

CHANNEL 144 RESULTS

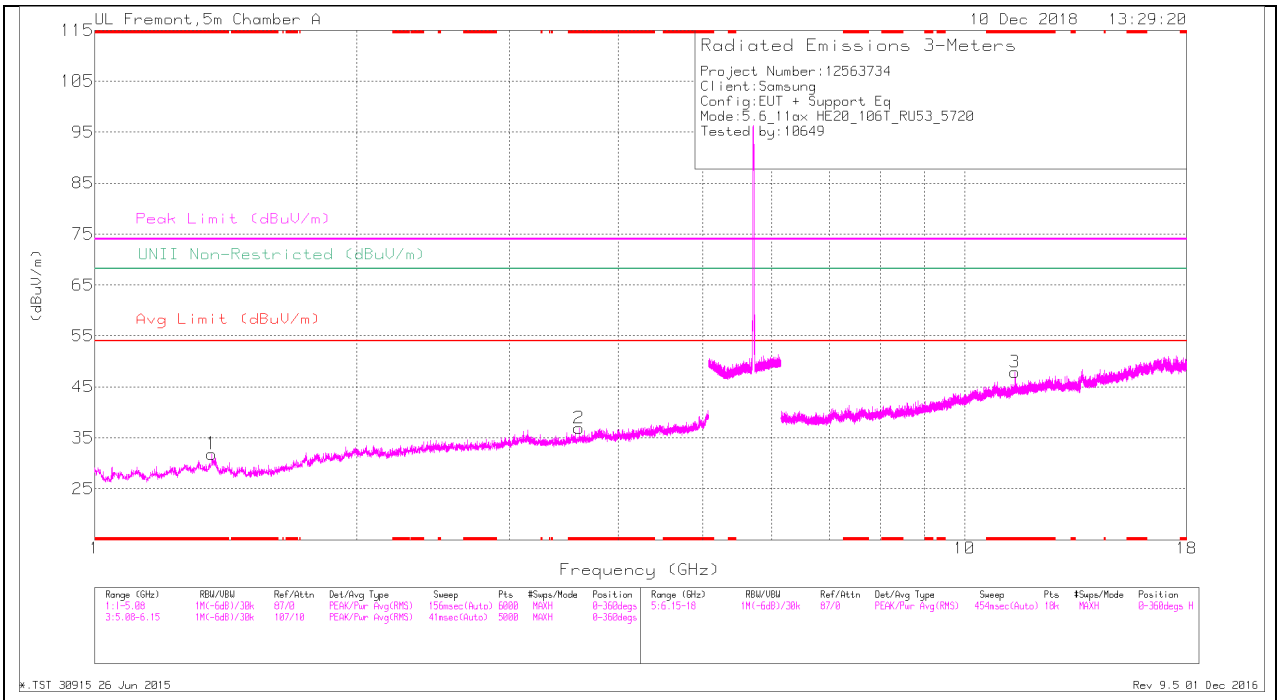

HORIZONTAL

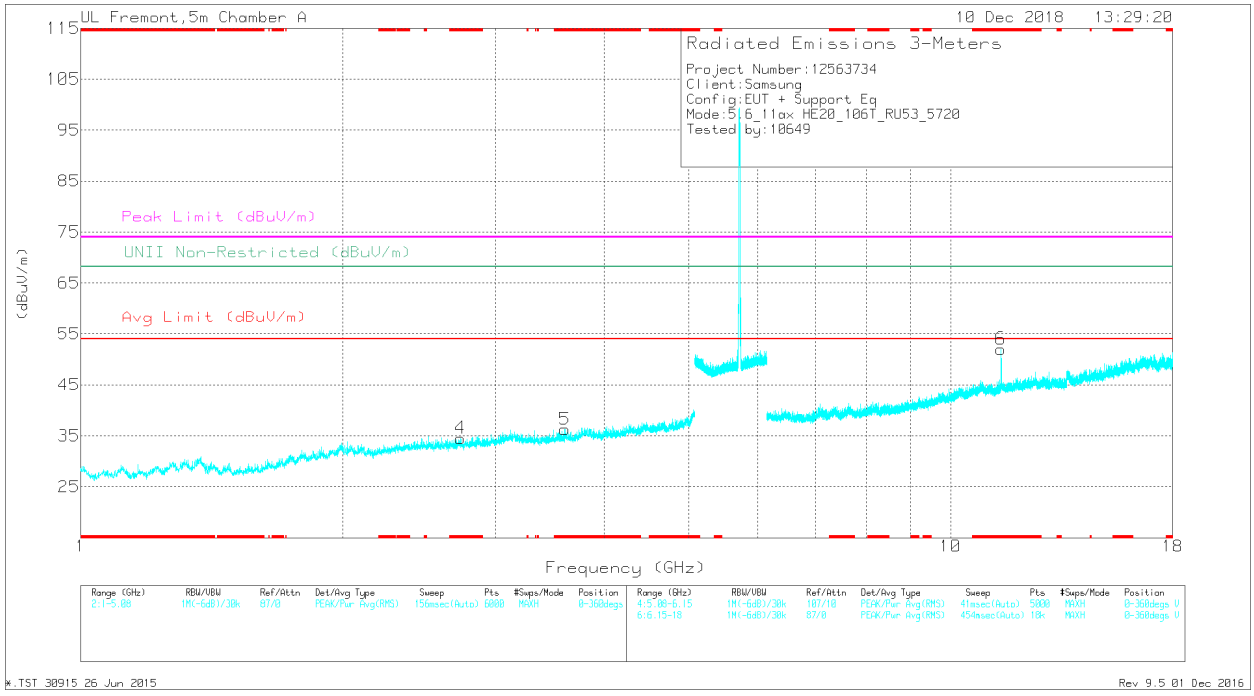

VERTICAL

UL VERIFICATION SERVICES INC.
47173 Benicia Street, Fremont, CA 94538; USA TEL:(510) 771-1000 FAX:(510) 661-0888
This report shall not be reproduced except in full, without the written approval of UL Verification Services Inc.

RADIATED EMISSIONS

Frequency (GHz)	Meter Reading (dBuV)	Det	AF T34S (dB/m)	Amp/Cbl/Fltr/Pad (dB)	DC Corr (dB)	Corrected Reading (dBuV/m)	Avg Limit (dBuV/m)	Margin (dB)	Peak Limit (dBuV/m)	PK Margin (dB)	UNII Non-Restricted (dBuV/m)	PK Margin (dB)	Azimuth (Degs)	Height (cm)	Polarity
* 1.365	39.03	PK-U	29.2	-31.3	0	36.93	-	-	74	-37.07	-	-	184	101	H
* 1.365	27.49	ADR	29.2	-31.3	.34	25.73	54	-28.27	-	-	-	-	184	101	H
* 3.605	37.54	PK-U	33.1	-28.9	0	41.74	-	-	74	-32.26	-	-	108	123	H
* 3.605	25.6	ADR	33.1	-28.9	.34	30.14	54	-23.86	-	-	-	-	108	123	H
* 2.731	38.46	PK-U	32.4	-29.9	0	40.96	-	-	74	-33.04	-	-	311	307	V
* 2.733	26.16	ADR	32.4	-30	.34	28.9	54	-25.1	-	-	-	-	311	307	V
* 2.732	37.94	PK-U	32.4	-29.9	0	40.44	-	-	74	-33.56	-	-	311	307	V
* 2.73	26.17	ADR	32.4	-29.9	.34	29.01	54	-24.99	-	-	-	-	311	307	V
* 3.604	37.13	PK-U	33.1	-28.9	0	41.33	-	-	74	-32.67	-	-	41	114	V
* 3.603	25.72	ADR	33.2	-28.9	.34	30.36	54	-23.64	-	-	-	-	41	114	V
* 11.428	35.52	PK-U	38.1	-18.1	0	55.52	-	-	74	-18.48	-	-	34	119	H
* 11.429	23.57	ADR	38.1	-18.2	.34	43.81	54	-10.19	-	-	-	-	34	119	H
* 11.431	35.54	PK-U	38.1	-18.2	0	55.44	-	-	74	-18.56	-	-	34	119	H
* 11.429	23.59	ADR	38.1	-18.2	.34	43.83	54	-10.17	-	-	-	-	34	119	H
* 11.429	40.9	PK-U	38.1	-18.1	0	60.9	-	-	74	-13.1	-	-	189	102	V
* 11.429	28.27	ADR	38.1	-18.2	.34	48.51	54	-5.49	-	-	-	-	189	102	V

* - indicates frequency in CFR47 Pt 15 / IC RSS-Restricted Band

PK-U - U-NII: Maximum Peak

ADR - U-NII AD primary method, RMS average

UL VERIFICATION SERVICES INC.
47173 Benicia Street, Fremont, CA 94538; USA TEL:(510) 771-1000 FAX:(510) 661-0888

This report shall not be reproduced except in full, without the written approval of UL Verification Services Inc.

9.1.20. TX ABOVE 1 GHz 802.11ax HE40 MODE IN THE 5.6 GHz BAND

2TX Antenna 1 + Antenna 2 OFDMA MODE – 484-Tones, RU Index 65

BANDEDGE (LOW CHANNEL)

HORIZONTAL RESULT

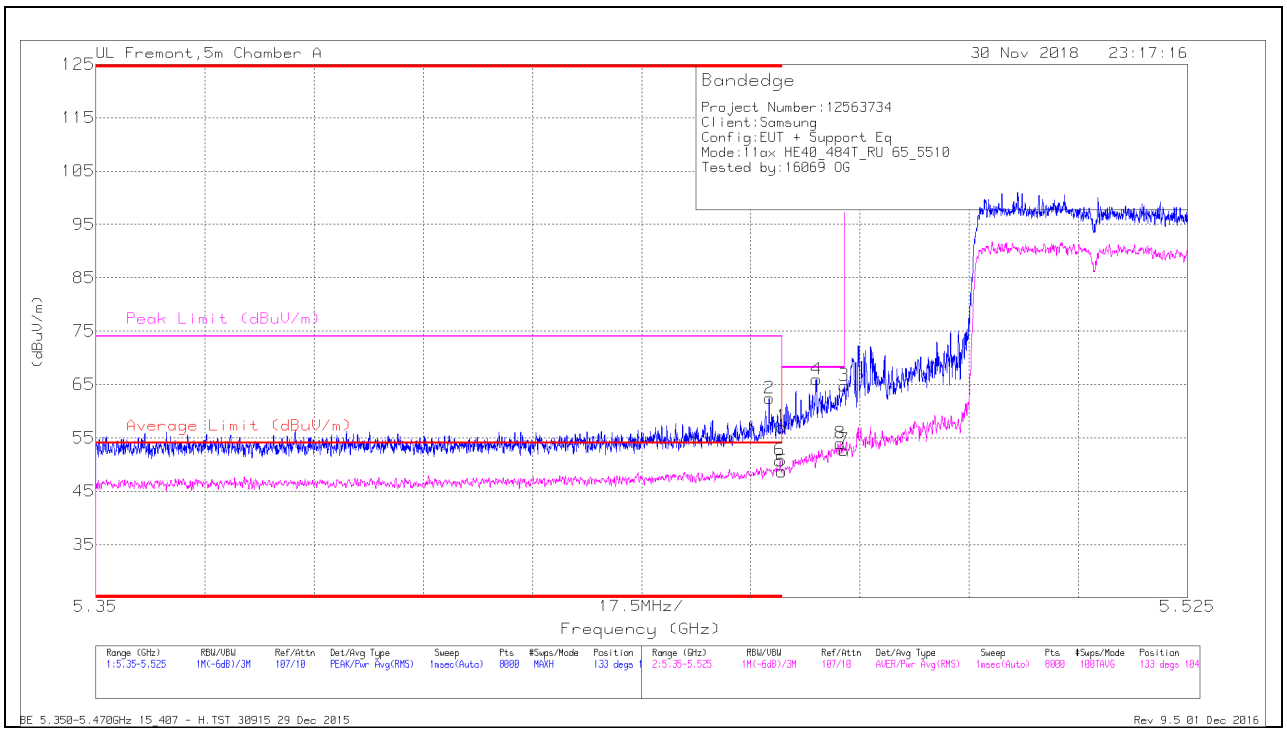

Trace Markers

Marker	Frequency (GHz)	Meter Reading (dBuV)	Det	AF T862 (dB/m)	Amp/Cbl/Fltr/Pad (dB)	DC Corr (dB)	Corrected Reading (dBuV/m)	Average Limit (dBuV/m)	Margin (dB)	Peak Limit (dBuV/m)	PK Margin (dB)	Azimuth (Degs)	Height (cm)	Polarity
2	* 5.458	44.89	Pk	34.7	-17.2	0	62.39	-	-	74	-11.61	133	104	H
1	* 5.46	39.59	Pk	34.7	-17.2	0	57.09	-	-	74	-16.91	133	104	H
5	* 5.46	30.06	RMS	34.7	-17.2	1.13	48.69	54	-5.31	-	-	133	104	H
6	* 5.46	32.12	RMS	34.7	-17.2	1.13	50.75	54	-3.25	-	-	133	104	H
4	5.466	48.33	Pk	34.7	-17.1	0	65.93	-	-	68.2	-2.27	133	104	H
8	5.469	35.16	RMS	34.8	-17.1	1.13	53.99	-	-	-	-	133	104	H
3	5.47	47.09	Pk	34.8	-17.1	0	64.79	-	-	68.2	-3.41	133	104	H
7	5.47	33.84	RMS	34.8	-17.1	1.13	52.67	-	-	-	-	133	104	H

* - indicates frequency in CFR47 Pt 15 / IC RSS-Restricted Band
Pk - Peak detector
RMS - RMS detection

UL VERIFICATION SERVICES INC.
47173 Benicia Street, Fremont, CA 94538; USA TEL:(510) 771-1000 FAX:(510) 661-0888
This report shall not be reproduced except in full, without the written approval of UL Verification Services Inc.

VERTICAL RESULT

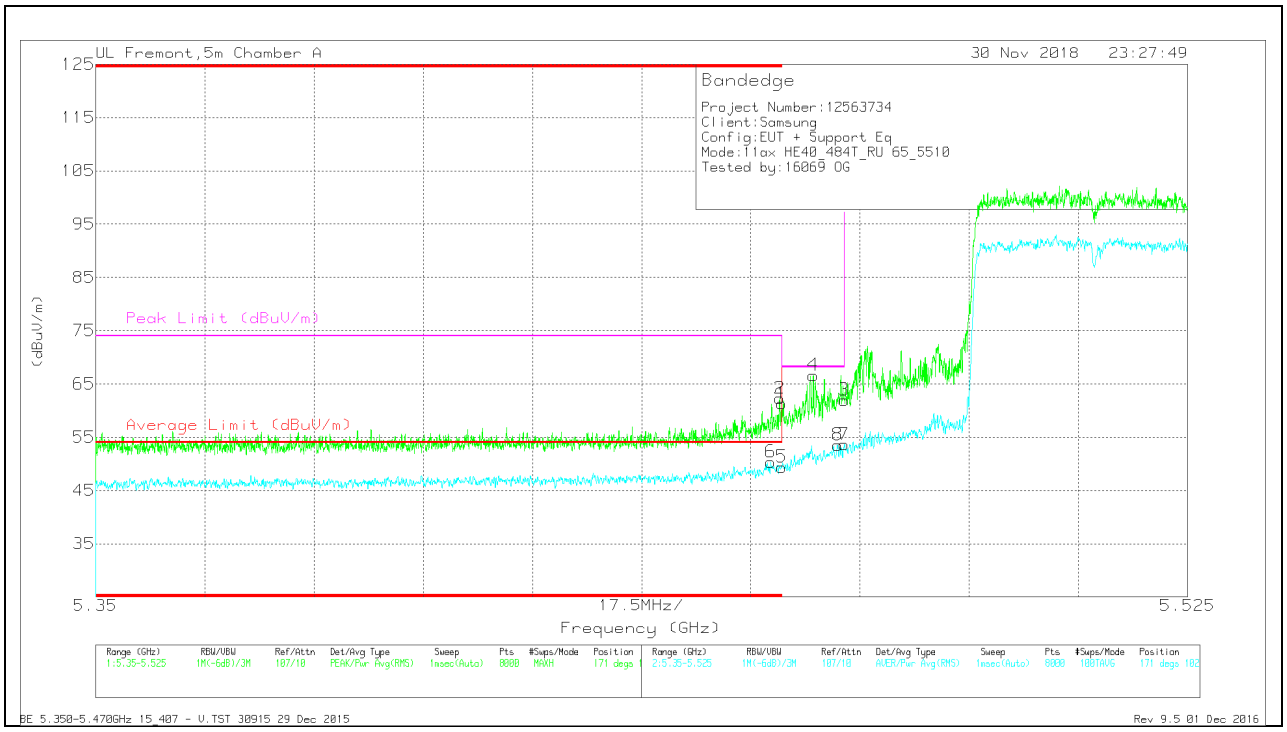

Trace Markers

Marker	Frequency (GHz)	Meter Reading (dBuV)	Det	AF T862 (dB/m)	Amp/Cbl/Fltr/Pad (dB)	DC Corr (dB)	Corrected Reading (dBuV/m)	Average Limit (dBuV/m)	Margin (dB)	Peak Limit (dBuV/m)	PK Margin (dB)	Azimuth (Degs)	Height (cm)	Polarity
6	* 5.458	31.72	RMS	34.7	-17.2	1.13	50.35	54	-3.65	-	-	171	102	V
1	* 5.46	43.79	Pk	34.7	-17.2	0	61.29	-	-	74	-12.71	171	102	V
2	* 5.46	44.8	Pk	34.7	-17.2	0	62.3	-	-	74	-11.7	171	102	V
5	* 5.46	30.76	RMS	34.7	-17.2	1.13	49.39	54	-4.61	-	-	171	102	V
4	5.465	49.02	Pk	34.7	-17.1	0	66.62	-	-	68.2	-1.58	171	102	V
8	5.469	34.71	RMS	34.8	-17.1	1.13	53.54	-	-	-	-	171	102	V
3	5.47	44.25	Pk	34.8	-17.1	0	61.95	-	-	68.2	-6.25	171	102	V
7	5.47	34.77	RMS	34.8	-17.1	1.13	53.6	-	-	-	-	171	102	V

* - indicates frequency in CFR47 Pt 15 / IC RSS-Restricted Band
Pk - Peak detector
RMS - RMS detection

UL VERIFICATION SERVICES INC.
47173 Benicia Street, Fremont, CA 94538; USA TEL:(510) 771-1000 FAX:(510) 661-0888
This report shall not be reproduced except in full, without the written approval of UL Verification Services Inc.

BANDEDGE (HIGH CHANNEL)

HORIZONTAL RESULT

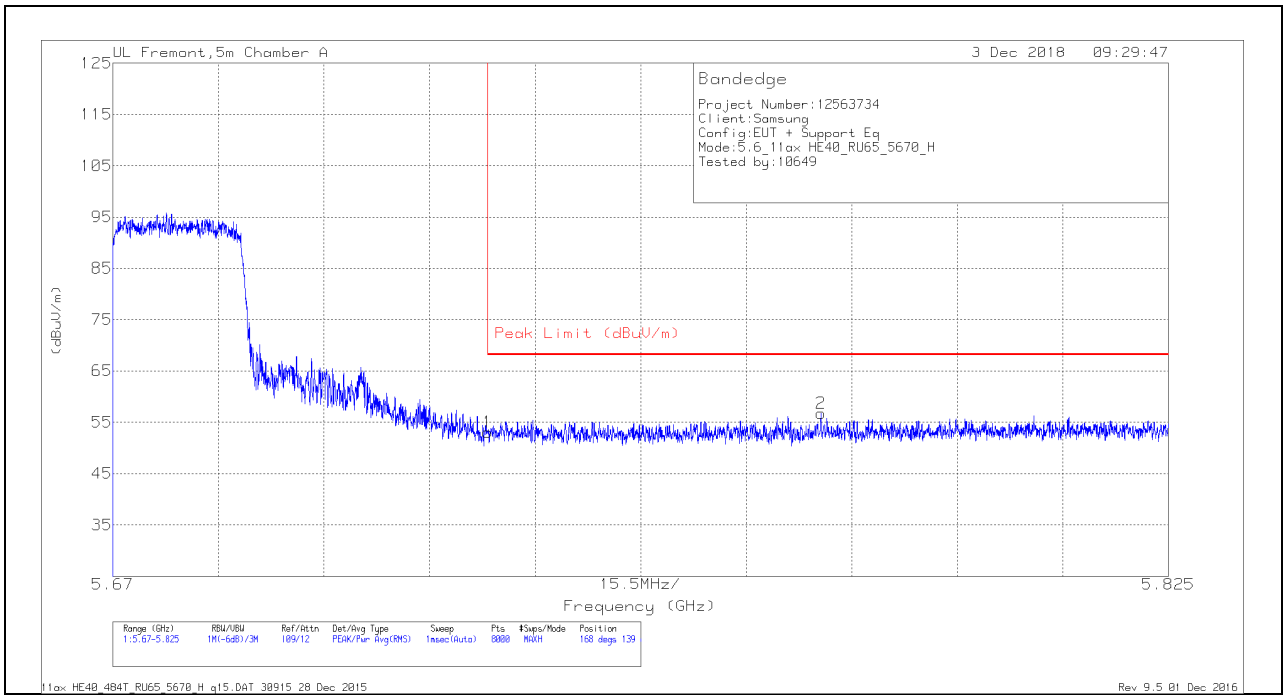

Trace Markers

Marker	Frequency (GHz)	Meter Reading (dBuV)	Det	AF T862 (dB/m)	Amp/Cbl/Fltr/Pad (dB)	Corrected Reading (dBuV/m)	Peak Limit (dBuV/m)	PK Margin (dB)	Azimuth (Degs)	Height (cm)	Polarity
1	5.725	36.15	Pk	35	-18.1	53.05	68.2	-15.15	168	139	H
2	5.774	39.56	Pk	35	-17.8	56.76	68.2	-11.44	168	139	H

Pk - Peak detector

UL VERIFICATION SERVICES INC.
47173 Benicia Street, Fremont, CA 94538; USA TEL:(510) 771-1000 FAX:(510) 661-0888
This report shall not be reproduced except in full, without the written approval of UL Verification Services Inc.

VERTICAL RESULT

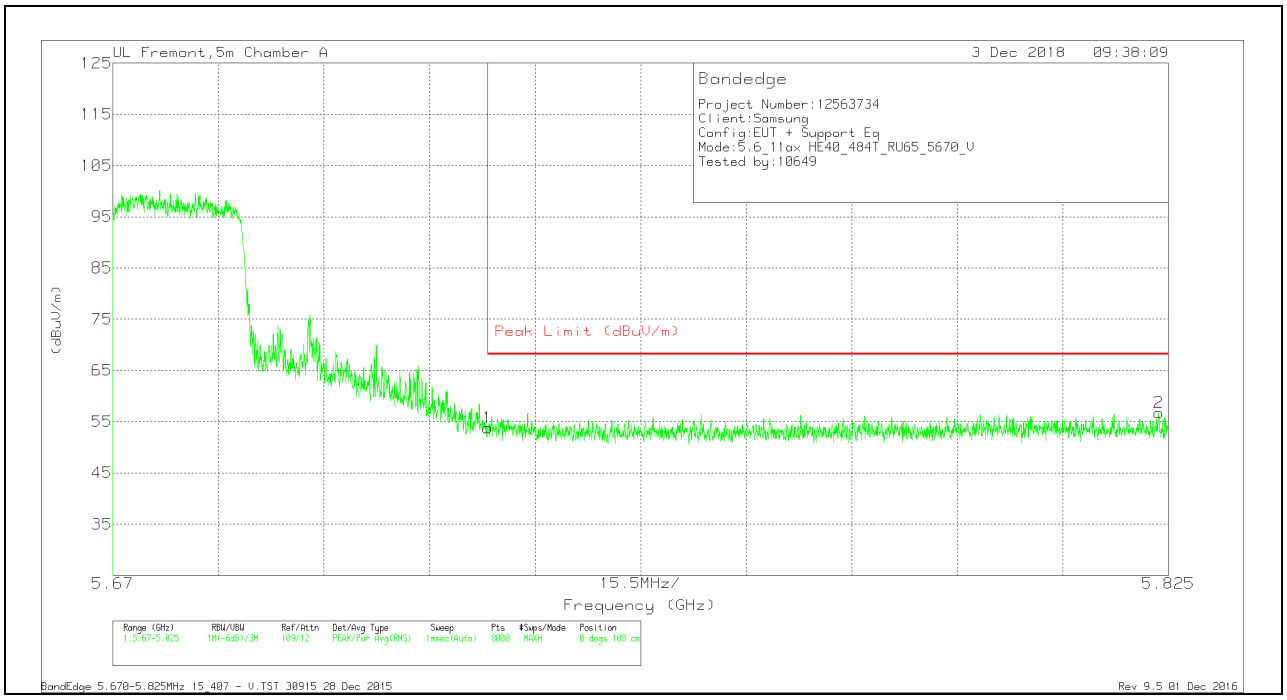

Trace Markers

Marker	Frequency (GHz)	Meter Reading (dBuV)	Det	AF T862 (dB/m)	Amp/Cbl/Fltr/Pad (dB)	Corrected Reading (dBuV/m)	Peak Limit (dBuV/m)	PK Margin (dB)	Azimuth (Degs)	Height (cm)	Polarity
1	5.725	36.87	Pk	35	-18.1	53.77	68.2	-14.43	0	108	V
2	5.824	39.45	Pk	35.1	-17.8	56.75	68.2	-11.45	0	108	V

Pk - Peak detector

UL VERIFICATION SERVICES INC.
47173 Benicia Street, Fremont, CA 94538; USA TEL:(510) 771-1000 FAX:(510) 661-0888
This report shall not be reproduced except in full, without the written approval of UL Verification Services Inc.

HARMONICS AND SPURIOUS EMISSIONS

LOW CHANNEL RESULTS

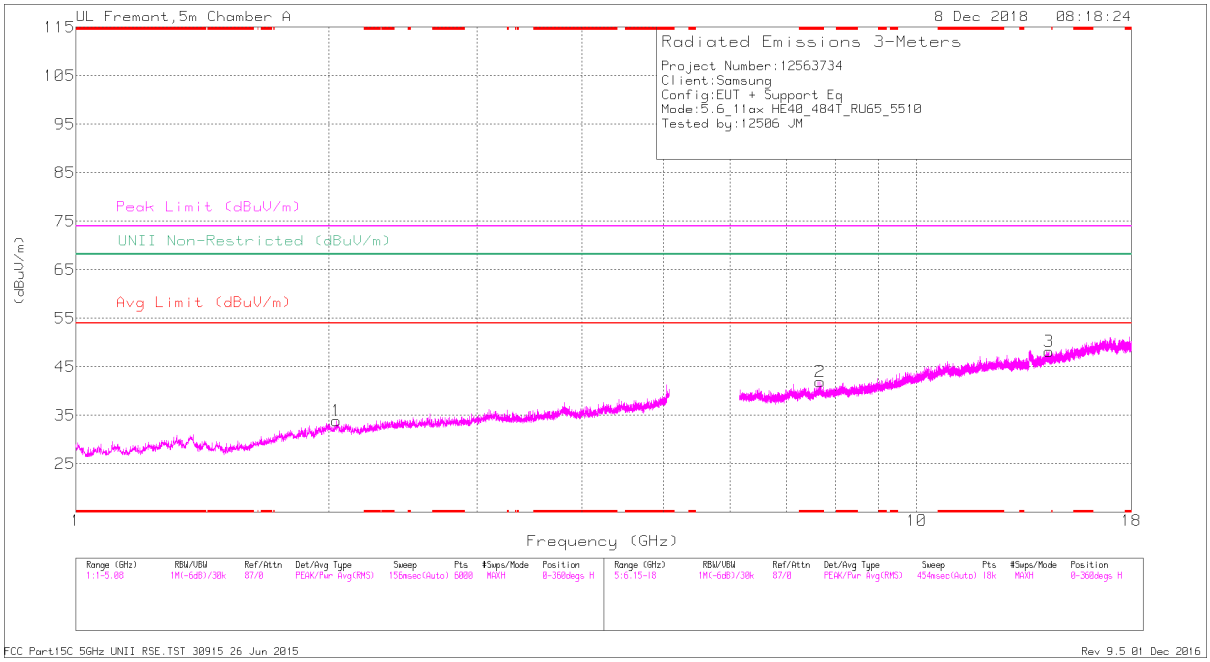

HORIZONTAL

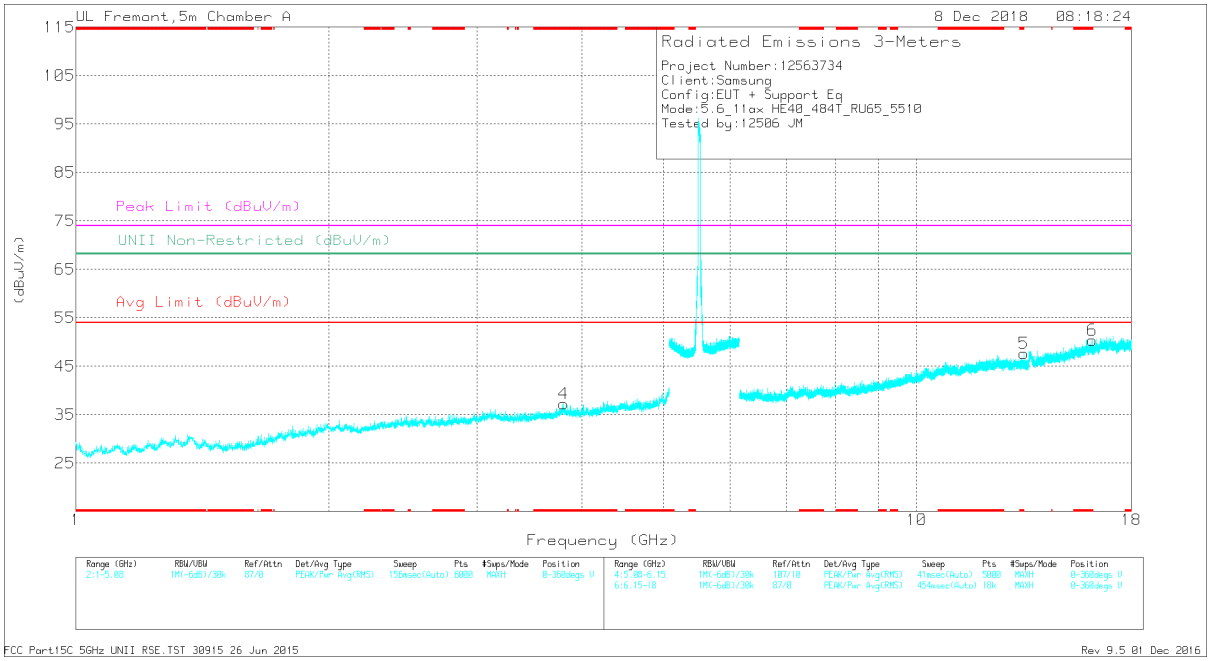

VERTICAL

UL VERIFICATION SERVICES INC.
47173 Benicia Street, Fremont, CA 94538; USA TEL:(510) 771-1000 FAX:(510) 661-0888
This report shall not be reproduced except in full, without the written approval of UL Verification Services Inc.

RADIATED EMISSIONS

Frequency (GHz)	Meter Reading (dBuV)	Det	AF T34S (dB/m)	Amp/Cbl/Fltr/Pad (dB)	DC Corr (dB)	Corrected Reading (dBuV/m)	Avg Limit (dBuV/m)	Margin (dB)	Peak Limit (dBuV/m)	PK Margin (dB)	UNII Non-Restricted (dBuV/m)	PK Margin (dB)	Azimuth (Degs)	Height (cm)	Polarity
* 3.804	36.64	PK-U	33.5	-27.5	0	42.64	-	-	74	-31.36	-	-	308	117	V
* 3.805	25.63	ADR	33.5	-27.5	1.13	32.76	54	-21.24	-	-	-	-	308	117	V
* 7.676	32.48	PK-U	35.8	-21.6	0	46.68	-	-	74	-27.32	-	-	307	123	H
* 7.677	21.67	ADR	35.8	-21.6	1.13	37	54	-17	-	-	-	-	307	123	H
* 16.185	32.65	PK-U	41	-18	0	55.65	-	-	74	-18.35	-	-	310	122	V
* 16.185	21.15	ADR	41	-18	1.13	45.28	54	-8.72	-	-	-	-	310	122	V
2.042	38.67	PK-U	31.3	-30	0	39.97	-	-	-	-	68.2	-28.23	311	182	H
13.41	31.39	PK-U	39.2	-18.5	0	52.09	-	-	-	-	68.2	-16.11	315	102	V
14.368	32.06	PK-U	39	-17.9	0	53.16	-	-	-	-	68.2	-15.04	315	146	H

* - indicates frequency in CFR47 Pt 15 / IC RSS-Restricted Band

PK-U - U-NII: Maximum Peak

ADR - U-NII AD primary method, RMS average

UL VERIFICATION SERVICES INC.
47173 Benicia Street, Fremont, CA 94538; USA TEL:(510) 771-1000 FAX:(510) 661-0888

This report shall not be reproduced except in full, without the written approval of UL Verification Services Inc.

MID CHANNEL RESULTS

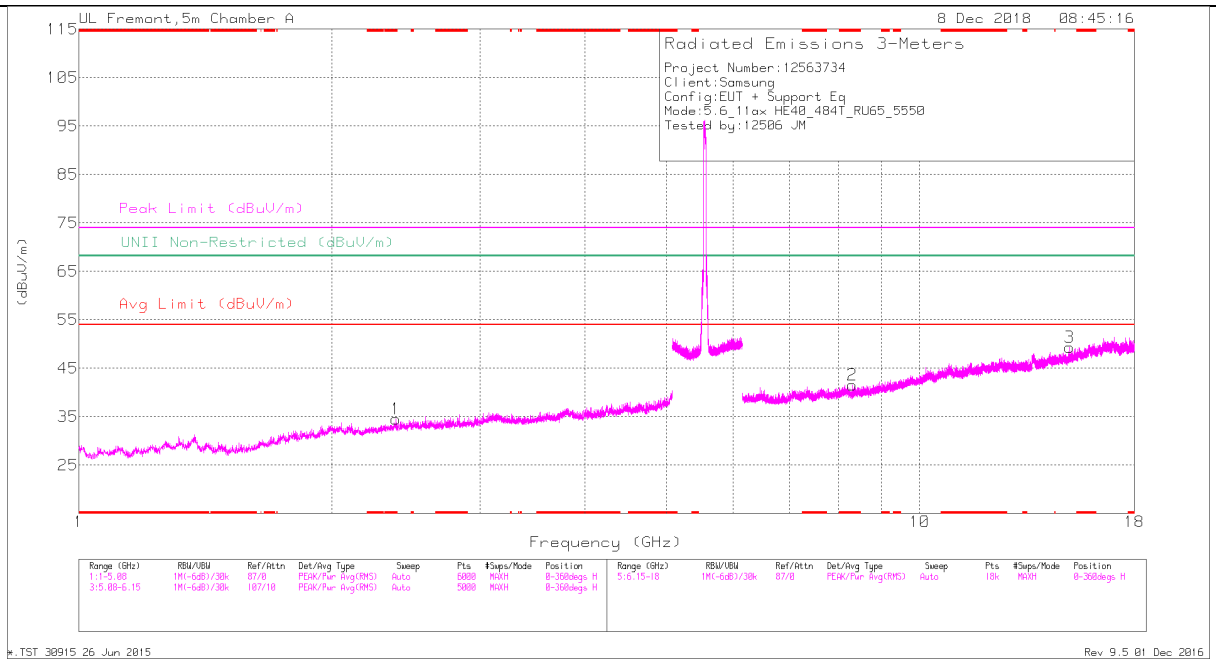

HORIZONTAL

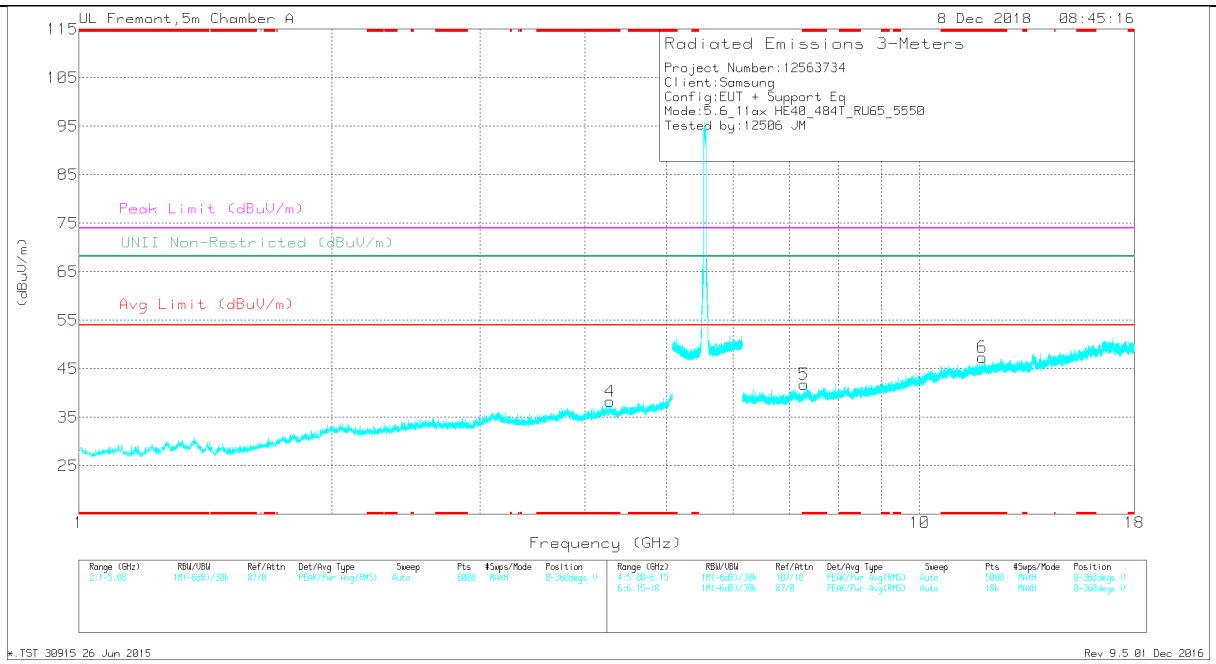

VERTICAL

UL VERIFICATION SERVICES INC.
47173 Benicia Street, Fremont, CA 94538; USA TEL:(510) 771-1000 FAX:(510) 661-0888
This report shall not be reproduced except in full, without the written approval of UL Verification Services Inc.

RADIATED EMISSIONS

Frequency (GHz)	Meter Reading (dBuV)	Det	AF T345 (dB/m)	Amp/Cbl/Fltr/Pad (dB)	DC Corr (dB)	Corrected Reading (dBuV/m)	Avg Limit (dBuV/m)	Margin (dB)	Peak Limit (dBuV/m)	PK Margin (dB)	UNII Non-Restricted (dBuV/m)	PK Margin (dB)	Azimuth (Degs)	Height (cm)	Polarity
* 2.382	38.11	PK-U	32	-30	0	40.11	-	-	74	-33.89	-	-	135	154	H
* 2.383	26.2	ADR	32	-30	1.13	29.33	54	-24.67	-	-	-	-	135	154	H
* 4.28	36.18	PK-U	33.8	-26.6	0	43.38	-	-	74	-30.62	-	-	141	185	V
* 4.281	24.75	ADR	33.8	-26.6	1.13	33.08	54	-20.92	-	-	-	-	141	185	V
* 8.321	33.05	PK-U	35.9	-22.2	0	46.75	-	-	74	-27.25	-	-	144	183	H
* 8.32	21.74	ADR	35.9	-22.2	1.13	36.57	54	-17.43	-	-	-	-	144	183	H
* 7.279	32.94	PK-U	35.6	-22.7	0	45.84	-	-	74	-28.16	-	-	40	148	V
* 7.278	21.81	ADR	35.6	-22.8	1.13	35.74	54	-18.26	-	-	-	-	40	148	V
* 11.867	31.49	PK-U	38.6	-18.2	0	51.89	-	-	74	-22.11	-	-	46	126	V
* 11.866	20.5	ADR	38.6	-18.2	1.13	42.03	54	-11.97	-	-	-	-	46	126	V
15.066	32.41	PK-U	39.8	-17.5	0	54.71	-	-	-	-	68.2	-13.49	147	147	H

* - indicates frequency in CFR47 Pt 15 / IC RSS-Restricted Band
PK-U - U-NII: Maximum Peak
ADR - U-NII AD primary method, RMS average

UL VERIFICATION SERVICES INC.
47173 Benicia Street, Fremont, CA 94538; USA TEL:(510) 771-1000 FAX:(510) 661-0888
This report shall not be reproduced except in full, without the written approval of UL Verification Services Inc.

HIGH CHANNEL RESULTS

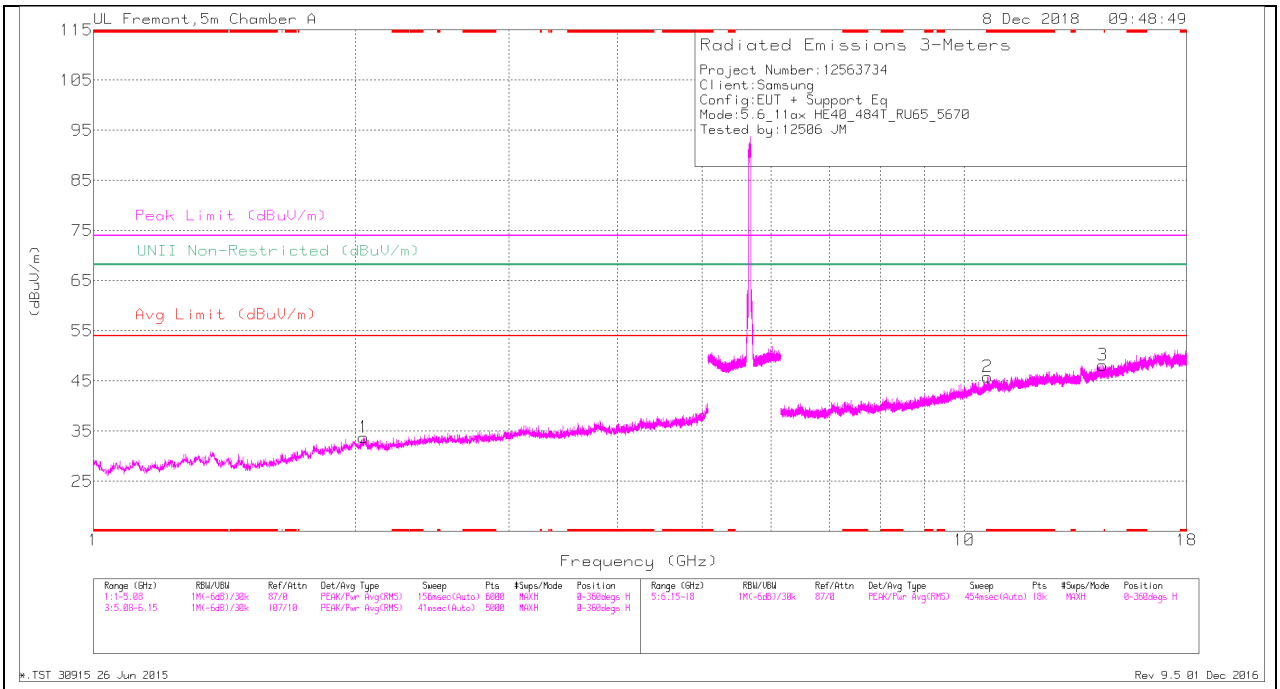

HORIZONTAL

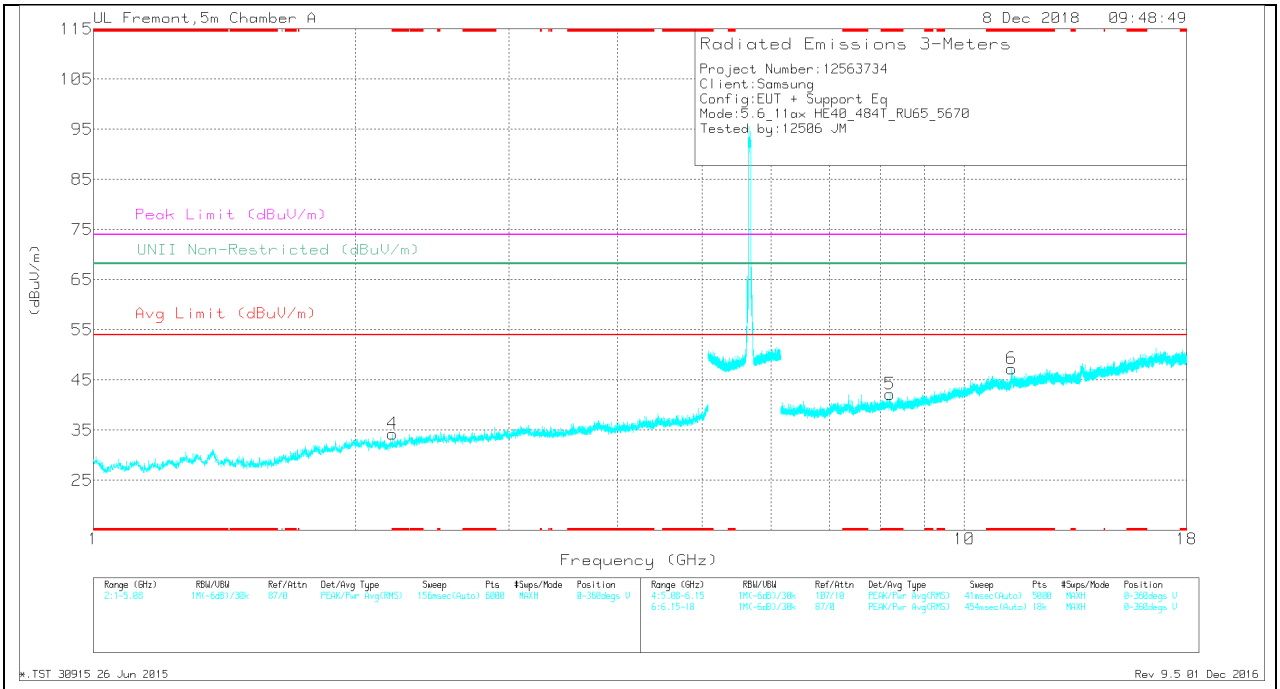

VERTICAL

UL VERIFICATION SERVICES INC.
47173 Benicia Street, Fremont, CA 94538; USA TEL:(510) 771-1000 FAX:(510) 661-0888
This report shall not be reproduced except in full, without the written approval of UL Verification Services Inc.

RADIATED EMISSIONS

Frequency (GHz)	Meter Reading (dBuV)	Det	AF T345 (dB/m)	Amp/Cbl/Fltr/Pad (dB)	DC Corr (dB)	Corrected Reading (dBuV/m)	Avg Limit (dBuV/m)	Margin (dB)	Peak Limit (dBuV/m)	PK Margin (dB)	UNII Non-Restricted (dBuV/m)	PK Margin (dB)	Azimuth (Degs)	Height (cm)	Polarity
* 2.205	39.02	PK-U	31.5	-30.9	0	39.62	-	-	74	-34.38	-	-	30	328	V
* 2.204	27.19	ADR	31.5	-30.9	1.13	28.92	54	-25.08	-	-	-	-	30	328	V
* 10.629	31.98	PK-U	37.8	-18.9	0	50.88	-	-	74	-23.12	-	-	33	185	H
* 10.629	20.88	ADR	37.8	-18.9	1.13	40.91	54	-13.09	-	-	-	-	33	185	H
* 8.209	32.32	PK-U	35.9	-21.2	0	47.02	-	-	74	-26.98	-	-	62	135	V
* 8.21	21.45	ADR	35.8	-21.2	1.13	37.18	54	-16.82	-	-	-	-	62	135	V
* 11.34	32.7	PK-U	38	-18.2	0	52.5	-	-	74	-21.5	-	-	65	141	V
* 11.339	21.14	ADR	38.1	-18.2	1.13	42.17	54	-11.83	-	-	-	-	65	141	V
2.044	38.21	PK-U	31.3	-30	0	39.51	-	-	-	-	68.2	-28.69	31	350	H
14.421	32.12	PK-U	39.1	-18.1	0	53.12	-	-	-	-	68.2	-15.08	38	154	H

* - indicates frequency in CFR47 Pt 15 / IC RSS-Restricted Band

PK-U - U-NII: Maximum Peak

ADR - U-NII AD primary method, RMS average

UL VERIFICATION SERVICES INC.
47173 Benicia Street, Fremont, CA 94538; USA TEL:(510) 771-1000 FAX:(510) 661-0888

This report shall not be reproduced except in full, without the written approval of UL Verification Services Inc.

CHANNEL 142 RESULTS

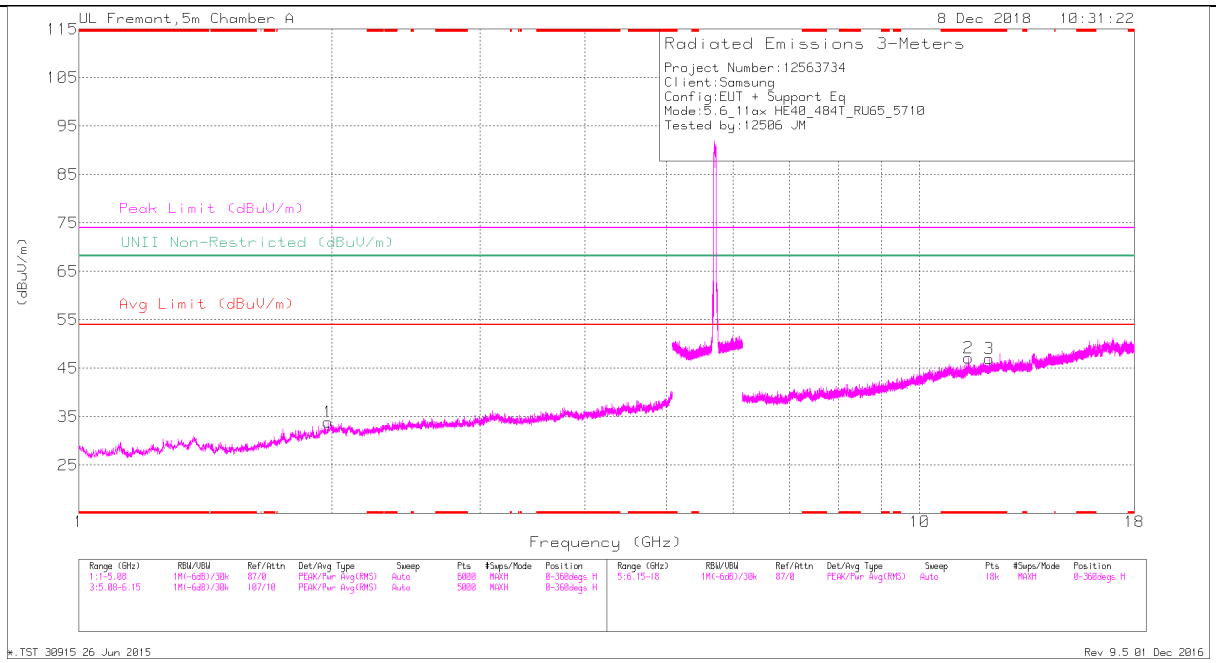

HORIZONTAL

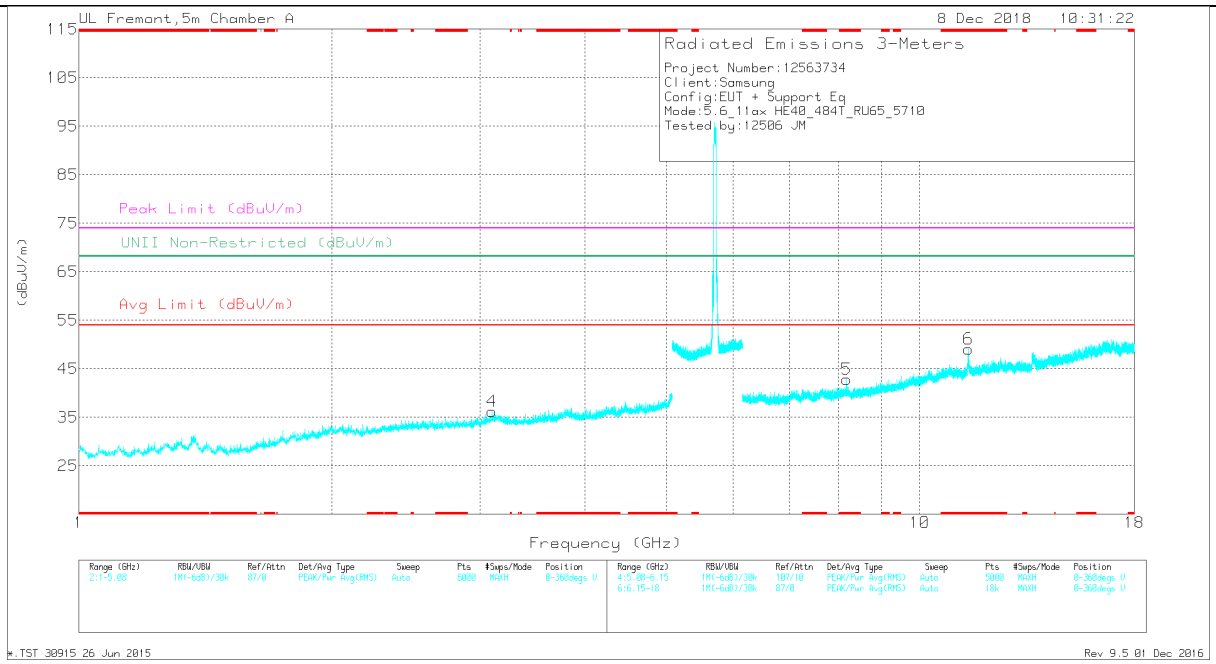

VERTICAL

UL VERIFICATION SERVICES INC.
47173 Benicia Street, Fremont, CA 94538; USA TEL:(510) 771-1000 FAX:(510) 661-0888
This report shall not be reproduced except in full, without the written approval of UL Verification Services Inc.

RADIATED EMISSIONS

Frequency (GHz)	Meter Reading (dBuV)	Det	AF T34S (dB/m)	Amp/Cbl/Fltr/Pad (dB)	DC Corr (dB)	Corrected Reading (dBuV/m)	Avg Limit (dBuV/m)	Margin (dB)	Peak Limit (dBuV/m)	PK Margin (dB)	UNII Non-Restricted (dBuV/m)	PK Margin (dB)	Azimuth (Degs)	Height (cm)	Polarity
* 11.438	31.33	PK-U	38.2	-18.1	0	51.43	-	-	74	-22.57	-	-	38	161	H
* 11.437	20.41	ADR	38.1	-18.1	1.13	41.54	54	-12.46	-	-	-	-	38	161	H
* 12.106	31.29	PK-U	38.8	-18.4	0	51.69	-	-	74	-22.31	-	-	45	146	H
* 12.104	20.33	ADR	38.9	-18.4	1.13	41.96	54	-12.04	-	-	-	-	45	146	H
* 8.187	33.04	PK-U	35.9	-21.5	0	47.44	-	-	74	-26.56	-	-	342	102	V
* 8.184	21.13	ADR	35.9	-21.5	1.13	36.66	54	-17.34	-	-	-	-	342	102	V
* 8.184	32.02	PK-U	35.9	-21.5	0	46.42	-	-	74	-27.58	-	-	342	200	V
* 8.184	20.88	ADR	35.9	-21.5	1.13	36.41	54	-17.59	-	-	-	-	342	200	V
* 11.419	31.62	PK-U	38.1	-18.2	0	51.52	-	-	74	-22.48	-	-	343	188	V
* 11.421	20.67	ADR	38.1	-18.2	1.13	41.7	54	-12.3	-	-	-	-	343	188	V
1.977	39.07	PK-U	31.6	-30.7	0	39.97	-	-	-	-	68.2	-28.23	0	101	H
3.097	37.46	PK-U	33	-28.6	0	41.86	-	-	-	-	68.2	-26.34	34	212	V

* - indicates frequency in CFR47 Pt 15 / IC RSS-Restricted Band
PK-U - U-NII: Maximum Peak
ADR - U-NII AD primary method, RMS average

UL VERIFICATION SERVICES INC.
47173 Benicia Street, Fremont, CA 94538; USA TEL:(510) 771-1000 FAX:(510) 661-0888
This report shall not be reproduced except in full, without the written approval of UL Verification Services Inc.

2TX Antenna 1 + Antenna 2 OFDMA MODE – 242-Tones, RU Index 61

BANDEDGE (LOW CHANNEL)

HORIZONTAL RESULT

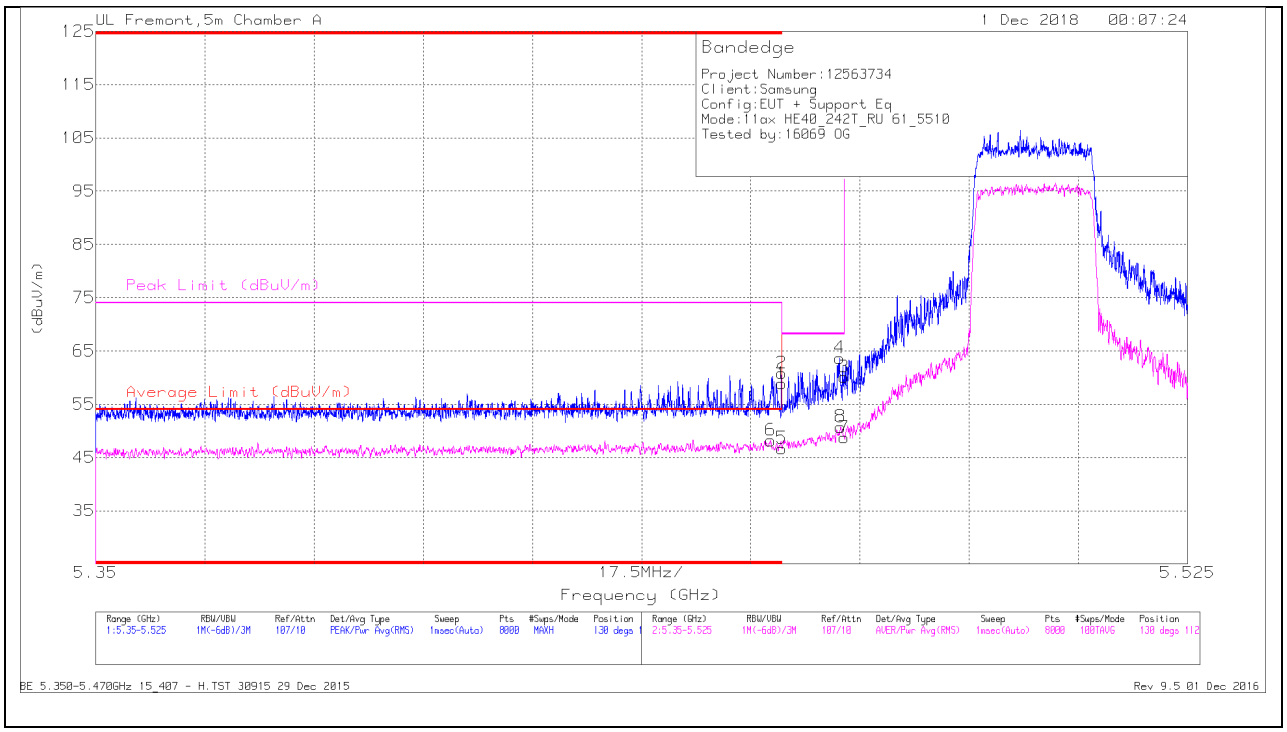

Trace Markers

Marker	Frequency (GHz)	Meter Reading (dBuV)	Det	AF T862 (dB/m)	Amp/Cbl/Fltr/Pad (dB)	DC Corr (dB)	Corrected Reading (dBuV/m)	Average Limit (dBuV/m)	Margin (dB)	Peak Limit (dBuV/m)	PK Margin (dB)	Azimuth (Degs)	Height (cm)	Polarity
6	* 5.458	30.04	RMS	34.7	-17.2	.67	48.21	54	-5.79	-	-	130	112	H
1	* 5.46	41.35	Pk	34.7	-17.2	0	58.85	-	-	74	-15.15	130	112	H
2	* 5.46	43.32	Pk	34.7	-17.2	0	60.82	-	-	74	-13.18	130	112	H
5	* 5.46	28.54	RMS	34.7	-17.2	.67	46.71	54	-7.29	-	-	130	112	H
4	5.469	45.96	Pk	34.8	-17.1	0	63.66	-	-	68.2	-4.54	130	112	H
8	5.469	32.37	RMS	34.8	-17.1	.67	50.74	-	-	-	-	130	112	H
3	5.47	42.4	Pk	34.8	-17.1	0	60.1	-	-	68.2	-8.1	130	112	H
7	5.47	30.35	RMS	34.8	-17.1	.67	48.72	-	-	-	-	130	112	H

* - indicates frequency in CFR47 Pt 15 / IC RSS-Restricted Band
Pk - Peak detector
RMS - RMS detection

UL VERIFICATION SERVICES INC.
47173 Benicia Street, Fremont, CA 94538; USA TEL:(510) 771-1000 FAX:(510) 661-0888
This report shall not be reproduced except in full, without the written approval of UL Verification Services Inc.

VERTICAL RESULT

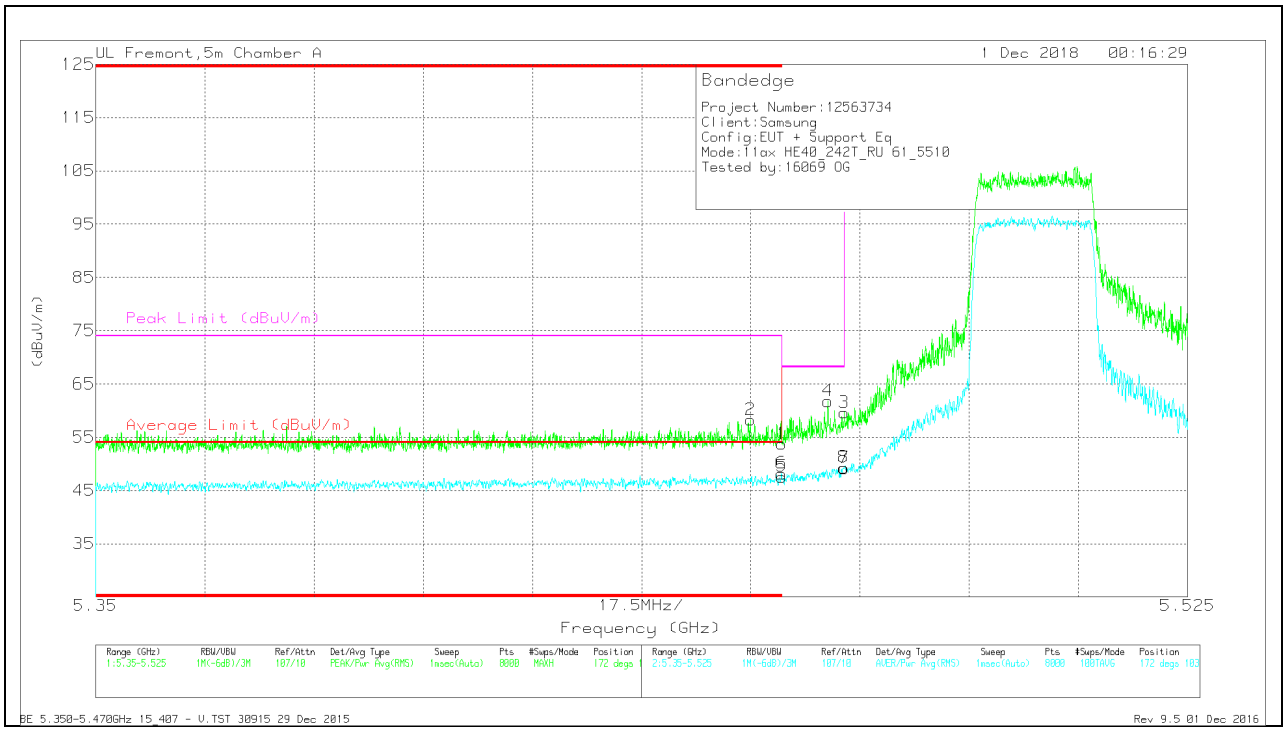

Trace Markers

Marker	Frequency (GHz)	Meter Reading (dBuV)	Det	AF T862 (dB/m)	Amp/Cbl/Fltr/Pad (dB)	DC Corr (dB)	Corrected Reading (dBuV/m)	Average Limit (dBuV/m)	Margin (dB)	Peak Limit (dBuV/m)	PK Margin (dB)	Azimuth (Degs)	Height (cm)	Polarity
2	* 5.455	40.84	Pk	34.7	-17.3	0	58.24	-	-	74	-15.76	172	103	V
1	* 5.46	36.24	Pk	34.7	-17.2	0	53.74	-	-	74	-20.26	172	103	V
5	* 5.46	29.4	RMS	34.7	-17.2	.67	47.57	54	-6.43	-	-	172	103	V
6	* 5.46	30.01	RMS	34.7	-17.2	.67	48.18	54	-5.82	-	-	172	103	V
4	5.467	44.07	Pk	34.8	-17.1	0	61.77	-	-	68.2	-6.43	172	103	V
3	5.47	41.92	Pk	34.8	-17.1	0	59.62	-	-	68.2	-8.58	172	103	V
7	5.47	30.82	RMS	34.8	-17.1	.67	49.19	-	-	-	-	172	103	V
8	5.47	30.91	RMS	34.8	-17.1	.67	49.28	-	-	-	-	172	103	V

* - indicates frequency in CFR47 Pt 15 / IC RSS-Restricted Band
Pk - Peak detector
RMS - RMS detection

UL VERIFICATION SERVICES INC.
47173 Benicia Street, Fremont, CA 94538; USA TEL:(510) 771-1000 FAX:(510) 661-0888
This report shall not be reproduced except in full, without the written approval of UL Verification Services Inc.

2TX Antenna 1 + Antenna 2 OFDMA MODE – 242-Tones, RU Index 62

BANDEDGE (HIGH CHANNEL)

HORIZONTAL RESULT

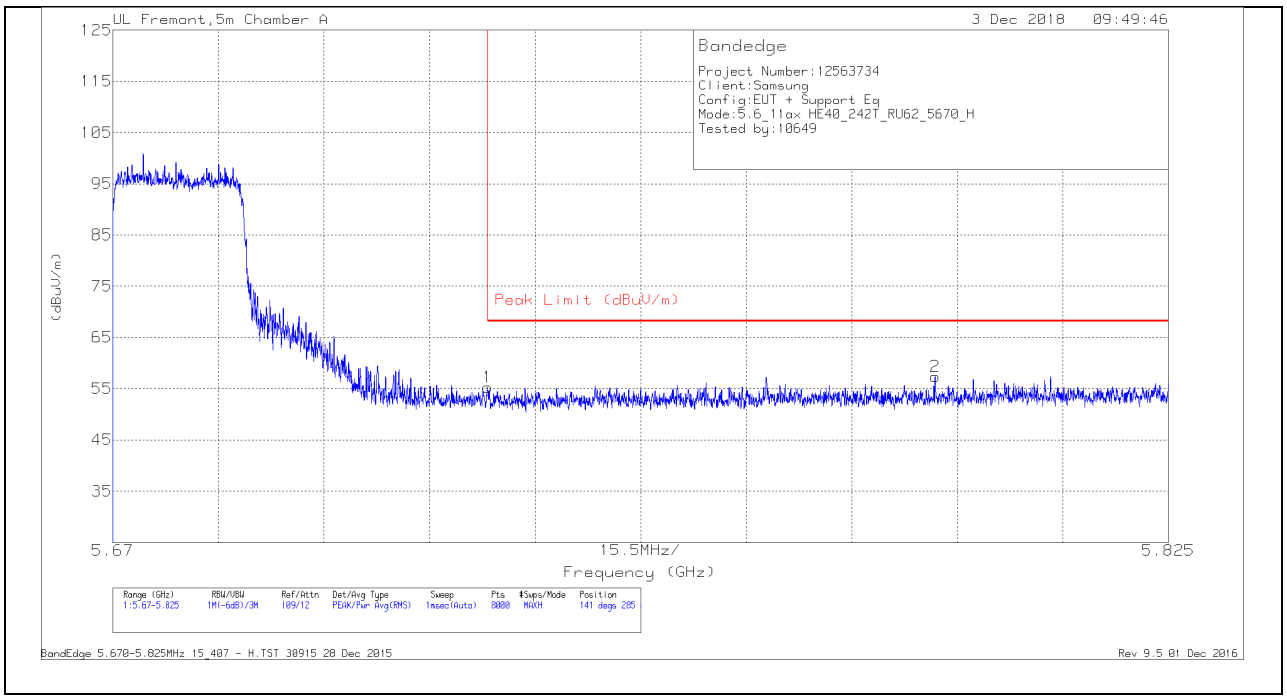

Trace Markers

Marker	Frequency (GHz)	Meter Reading (dBuV)	Det	AF T862 (dB/m)	Amp/Cbl/Fltr/Pad (dB)	Corrected Reading (dBuV/m)	Peak Limit (dBuV/m)	PK Margin (dB)	Azimuth (Degs)	Height (cm)	Polarity
1	5.725	38.32	Pk	35	-18.1	55.22	68.2	-12.98	141	285	H
2	5.791	40.18	Pk	35.1	-17.9	57.38	68.2	-10.82	141	285	H

Pk - Peak detector

UL VERIFICATION SERVICES INC.
47173 Benicia Street, Fremont, CA 94538; USA TEL:(510) 771-1000 FAX:(510) 661-0888
This report shall not be reproduced except in full, without the written approval of UL Verification Services Inc.

VERTICAL RESULT

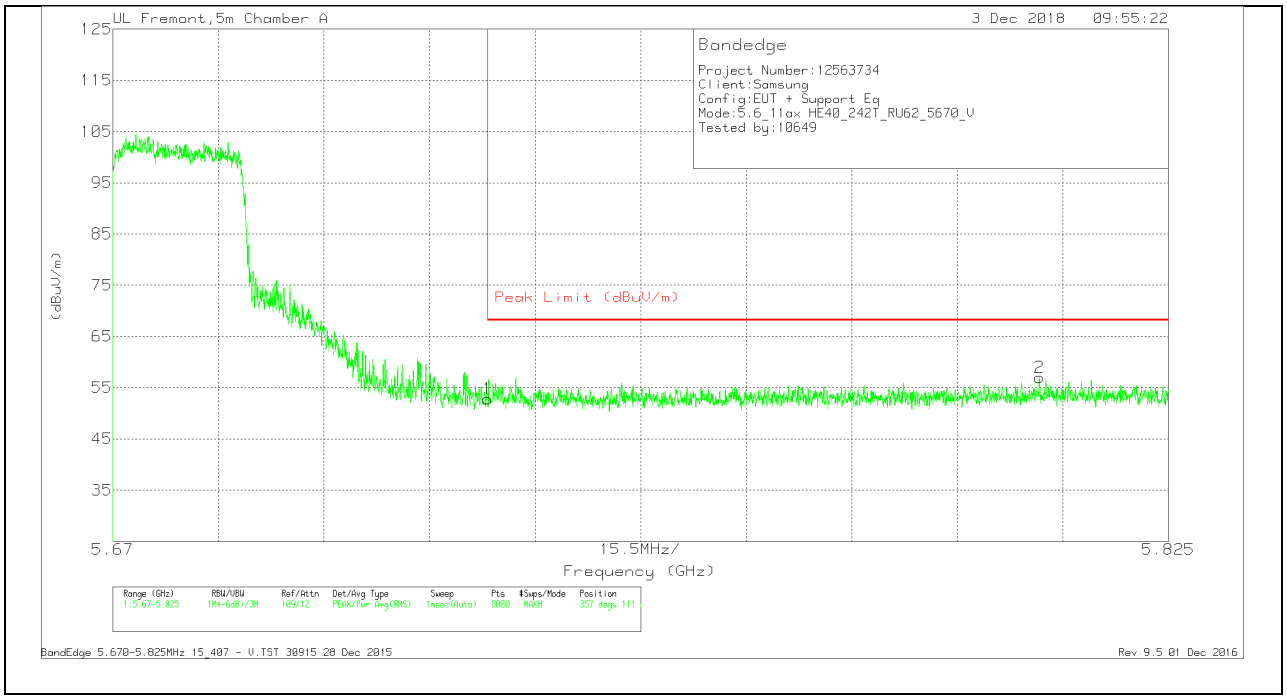

Trace Markers

Marker	Frequency (GHz)	Meter Reading (dBuV)	Det	AF T862 (dB/m)	Amp/Cbl/Fltr/Pad (dB)	Corrected Reading (dBuV/m)	Peak Limit (dBuV/m)	PK Margin (dB)	Azimuth (Degs)	Height (cm)	Polarity
1	5.725	35.87	Pk	35	-18.1	52.77	68.2	-15.43	357	111	V
2	5.806	39.58	Pk	35.1	-17.7	56.98	68.2	-11.22	357	111	V

Pk - Peak detector

UL VERIFICATION SERVICES INC.
47173 Benicia Street, Fremont, CA 94538; USA TEL:(510) 771-1000 FAX:(510) 661-0888
This report shall not be reproduced except in full, without the written approval of UL Verification Services Inc.

2TX Antenna 1 + Antenna 2 OFDMA MODE – 106-Tones, RU Index 53

BANDEDGE (LOW CHANNEL)

HORIZONTAL RESULT

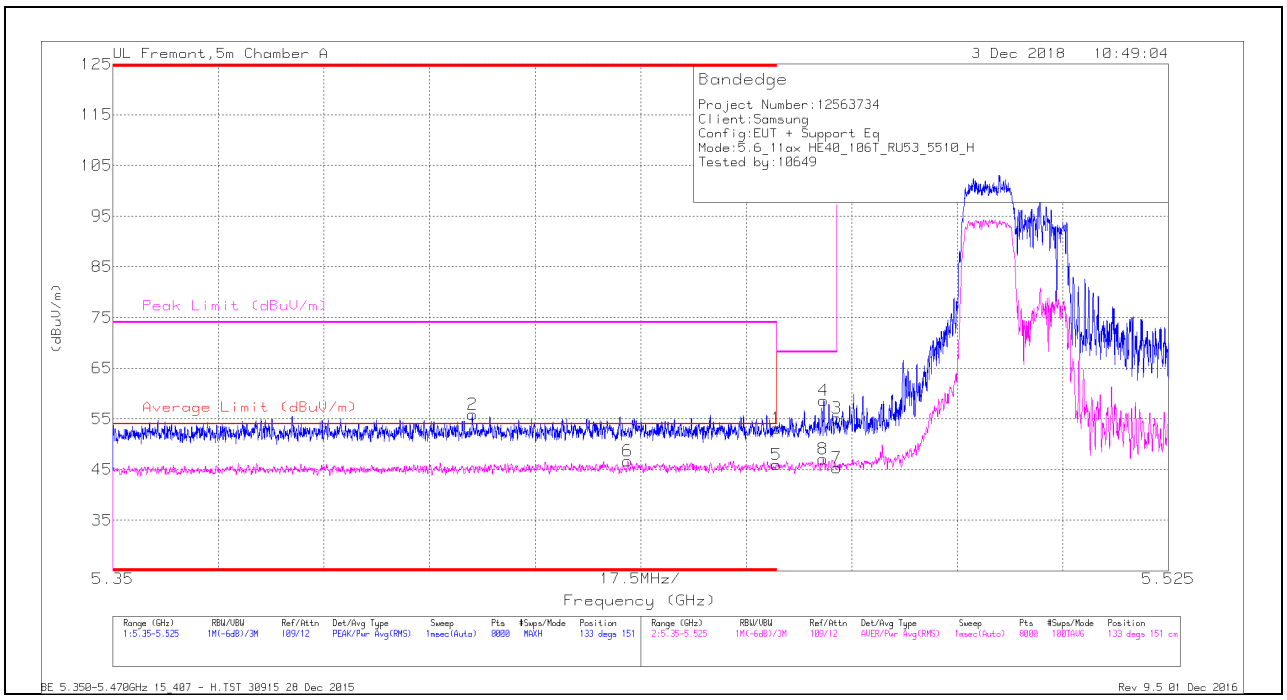

Trace Markers

Marker	Frequency (GHz)	Meter Reading (dBuV)	Det	AF T862 (dB/m)	Amp/Cbl/Fltr/Pad (dB)	DC Corr (dB)	Corrected Reading (dBuV/m)	Average Limit (dBuV/m)	Margin (dB)	Peak Limit (dBuV/m)	PK Margin (dB)	Azimuth (Degs)	Height (cm)	Polarity
1	* 5.46	36.51	Pk	34.7	-18.1	0	53.11	-	-	74	-20.89	133	151	H
2	* 5.41	39.13	Pk	34.7	-18	0	55.83	-	-	74	-18.17	133	151	H
5	* 5.46	28.93	RMS	34.7	-18.1	.36	45.89	54	-8.11	-	-	133	151	H
6	* 5.435	29.64	RMS	34.7	-18	.36	46.7	54	-7.3	-	-	133	151	H
4	5.468	41.86	Pk	34.8	-18	0	58.66	-	-	68.2	-9.54	133	151	H
8	5.468	29.93	RMS	34.8	-18	.36	47.09	-	-	-	-	133	151	H
3	5.47	38.32	Pk	34.8	-18	0	55.12	-	-	68.2	-13.08	133	151	H
7	5.47	28.18	RMS	34.8	-18	.36	45.34	-	-	-	-	133	151	H

* - indicates frequency in CFR47 Pt 15 / IC RSS-Restricted Band
Pk - Peak detector
RMS - RMS detection

UL VERIFICATION SERVICES INC.
47173 Benicia Street, Fremont, CA 94538; USA TEL:(510) 771-1000 FAX:(510) 661-0888
This report shall not be reproduced except in full, without the written approval of UL Verification Services Inc.

VERTICAL RESULT

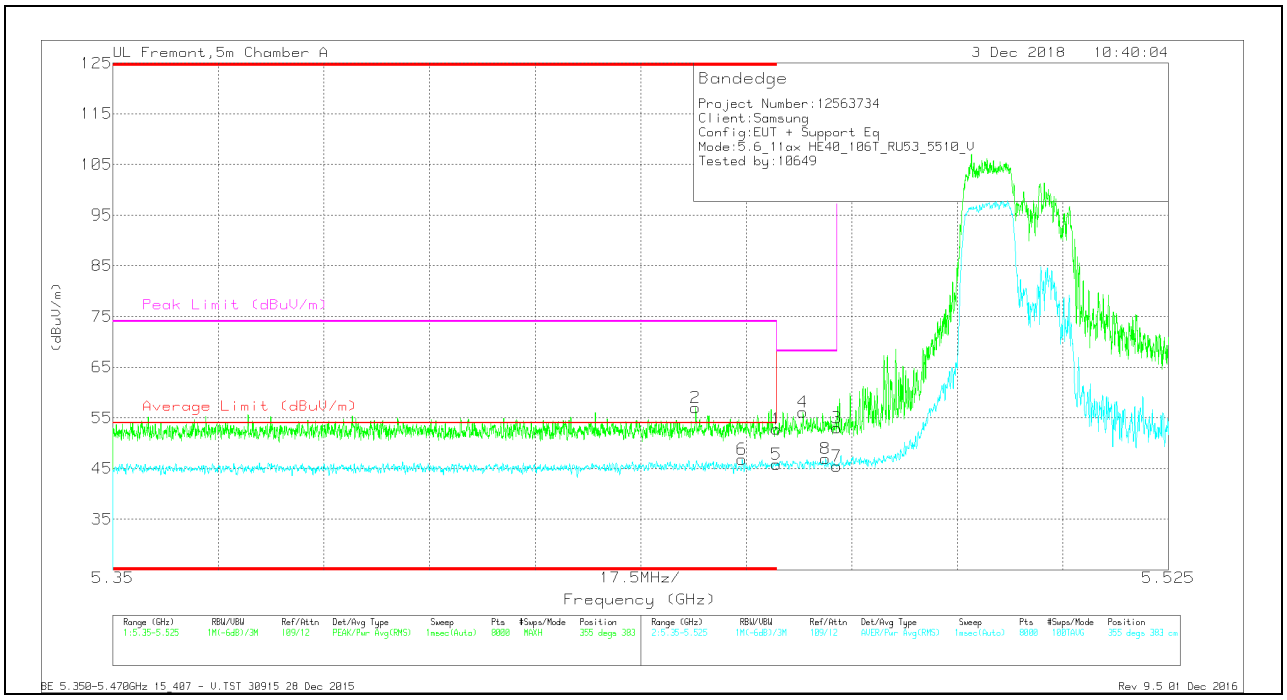

Trace Markers

Marker	Frequency (GHz)	Meter Reading (dBuV)	Det	AF T862 (dB/m)	Amp/Cbl/Fltr/Pad (dB)	DC Corr (dB)	Corrected Reading (dBuV/m)	Average Limit (dBuV/m)	Margin (dB)	Peak Limit (dBuV/m)	PK Margin (dB)	Azimuth (Degs)	Height (cm)	Polarity
1	* 5.46	36.23	Pk	34.7	-18.1	0	52.83	-	-	74	-21.17	355	383	V
2	* 5.447	40.28	Pk	34.7	-18	0	56.98	-	-	74	-17.02	355	383	V
5	* 5.46	28.81	RMS	34.7	-18.1	.36	45.77	54	-8.23	-	-	355	383	V
6	* 5.454	29.74	RMS	34.7	-18	.36	46.8	54	-7.2	-	-	355	383	V
4	5.464	39.48	Pk	34.7	-18	0	56.18	-	-	68.2	-12.02	355	383	V
8	5.468	29.75	RMS	34.8	-18	.36	46.91	-	-	-	-	355	383	V
3	5.47	36.25	Pk	34.8	-18	0	53.05	-	-	68.2	-15.15	355	383	V
7	5.47	28.32	RMS	34.8	-18	.36	45.48	-	-	-	-	355	383	V

* - indicates frequency in CFR47 Pt 15 / IC RSS-Restricted Band
Pk - Peak detector
RMS - RMS detection

UL VERIFICATION SERVICES INC.
47173 Benicia Street, Fremont, CA 94538; USA TEL:(510) 771-1000 FAX:(510) 661-0888
This report shall not be reproduced except in full, without the written approval of UL Verification Services Inc.

2TX Antenna 1 + Antenna 2 OFDMA MODE – 106-Tones, RU Index 56

BANDEDGE (HIGH CHANNEL)

HORIZONTAL RESULT

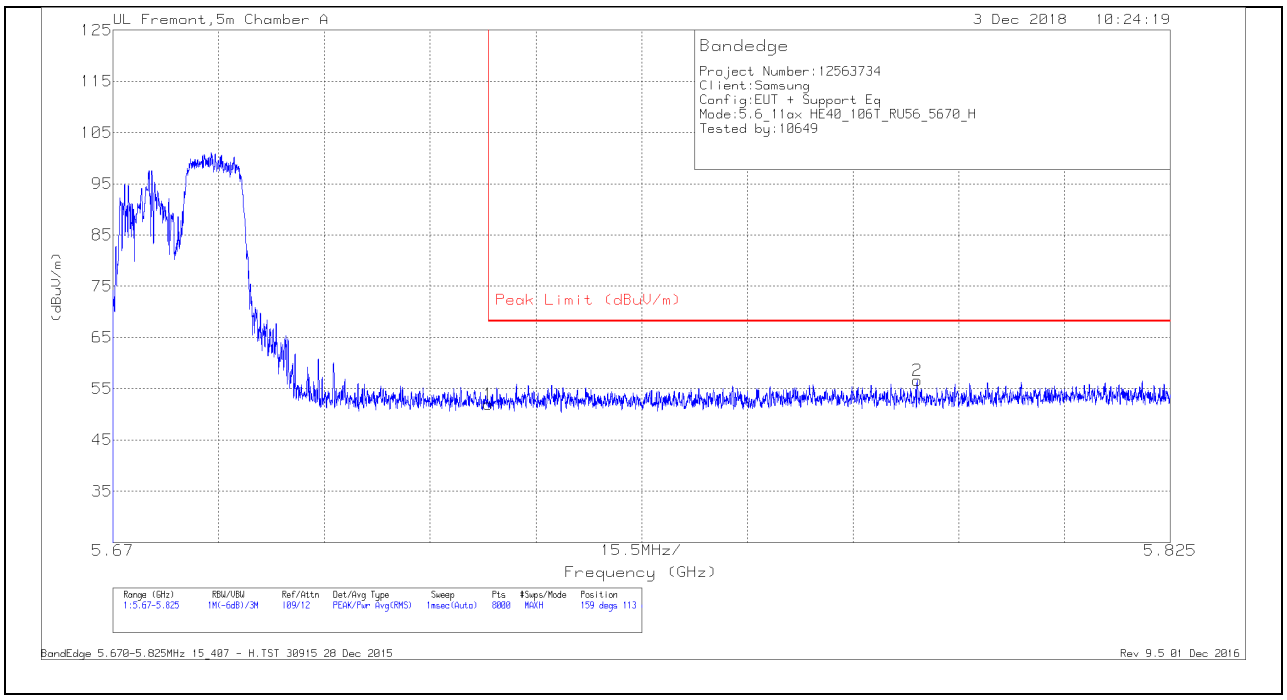

Trace Markers

Marker	Frequency (GHz)	Meter Reading (dBuV)	Det	AF T862 (dB/m)	Amp/Cbl/Fltr/Pad (dB)	Corrected Reading (dBuV/m)	Peak Limit (dBuV/m)	PK Margin (dB)	Azimuth (Degs)	Height (cm)	Polarity
1	5.725	35.02	Pk	35	-18.1	51.92	68.2	-16.28	159	113	H
2	5.788	39.46	Pk	35.1	-17.9	56.66	68.2	-11.54	159	113	H

Pk - Peak detector

UL VERIFICATION SERVICES INC.
47173 Benicia Street, Fremont, CA 94538; USA TEL:(510) 771-1000 FAX:(510) 661-0888
This report shall not be reproduced except in full, without the written approval of UL Verification Services Inc.

VERTICAL RESULT

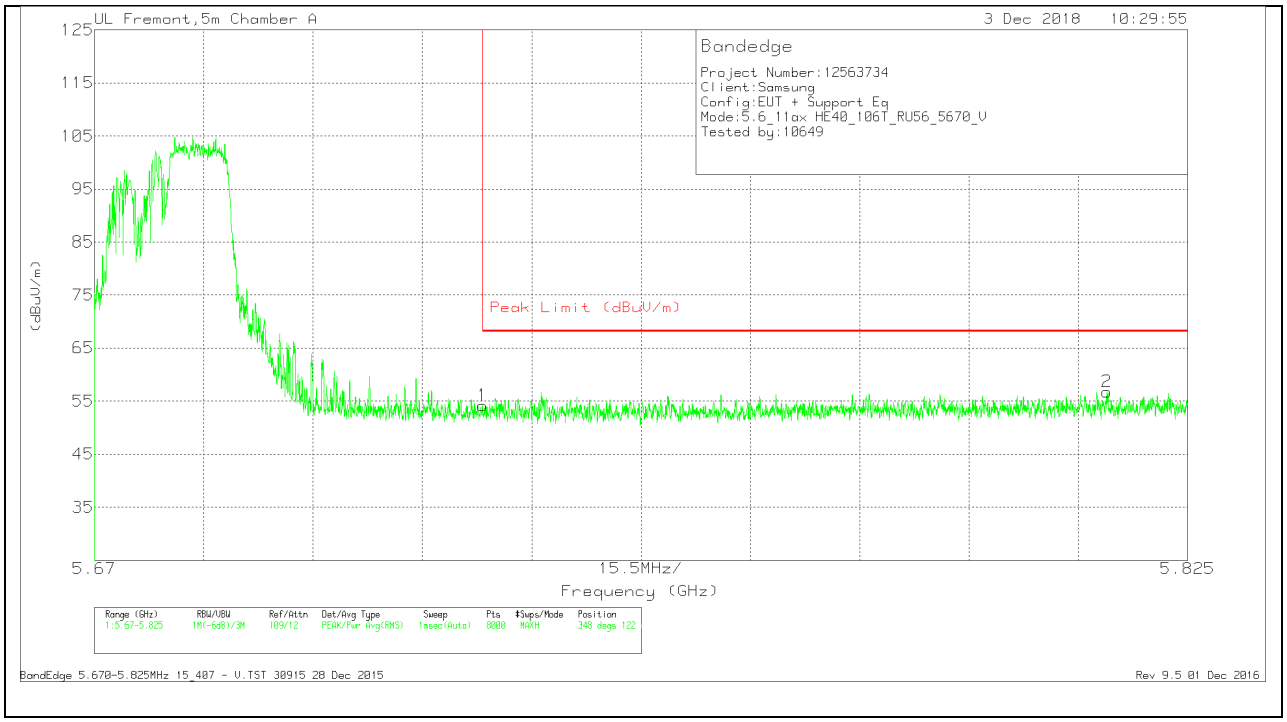

Trace Markers

Marker	Frequency (GHz)	Meter Reading (dBuV)	Det	AF T862 (dB/m)	Amp/Cbl/Fltr/Pad (dB)	Corrected Reading (dBuV/m)	Peak Limit (dBuV/m)	PK Margin (dB)	Azimuth (Degs)	Height (cm)	Polarity
1	5.725	37.25	Pk	35	-18.1	54.15	68.2	-14.05	348	122	V
2	5.814	39.44	Pk	35.1	-17.8	56.74	68.2	-11.46	348	122	V

Pk - Peak detector

UL VERIFICATION SERVICES INC.
47173 Benicia Street, Fremont, CA 94538; USA TEL:(510) 771-1000 FAX:(510) 661-0888
This report shall not be reproduced except in full, without the written approval of UL Verification Services Inc.

2TX Antenna 1 + Antenna 2 OFDMA MODE – 52-Tones, RU Index 37

BANDEDGE (LOW CHANNEL)

HORIZONTAL RESULT

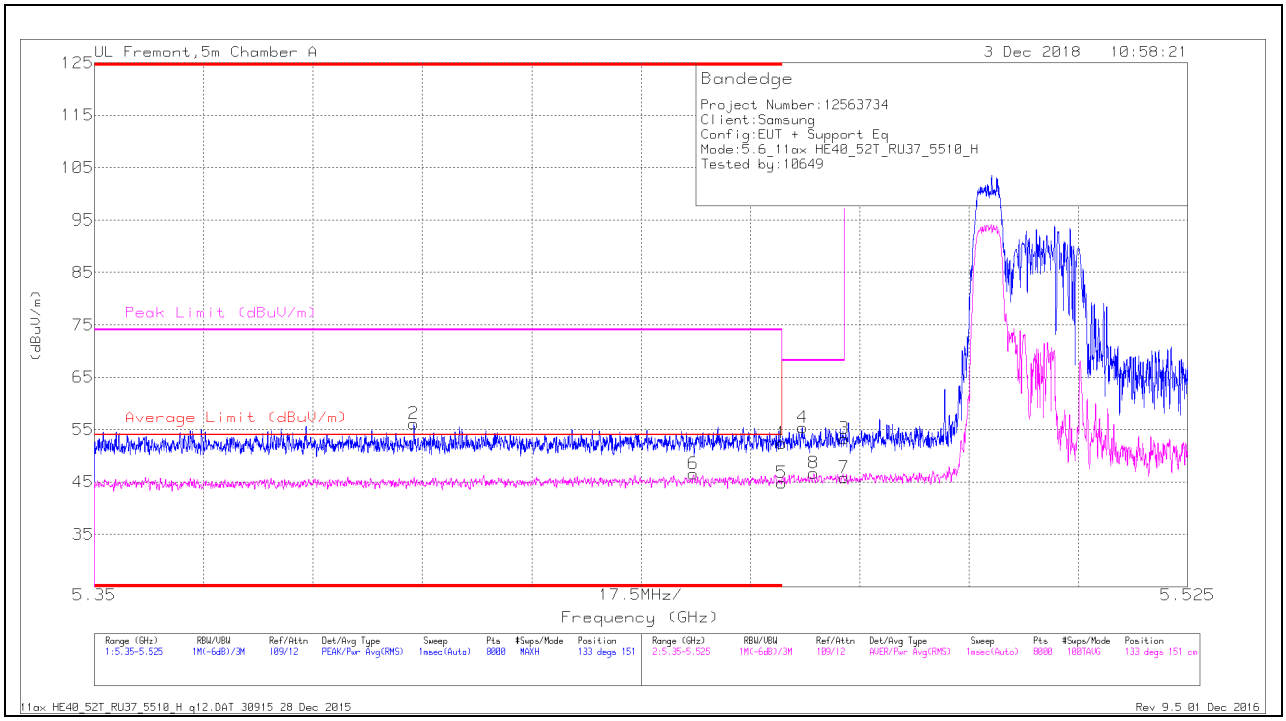

Trace Markers

Marker	Frequency (GHz)	Meter Reading (dBuV)	Det	AF T862 (dB/m)	Amp/Cbl/Fltr/Pad (dB)	DC Corr (dB)	Corrected Reading (dBuV/m)	Average Limit (dBuV/m)	Margin (dB)	Peak Limit (dBuV/m)	PK Margin (dB)	Azimuth (Degs)	Height (cm)	Polarity
2	* 5.401	39.5	Pk	34.6	-18	0	56.1	-	-	74	-17.9	133	151	H
6	* 5.446	29.47	RMS	34.7	-18	.17	46.34	54	-7.66	-	-	133	151	H
1	* 5.46	35.78	Pk	34.7	-18.1	0	52.38	-	-	74	-21.62	133	151	H
5	* 5.46	27.92	RMS	34.7	-18.1	.17	44.69	54	-9.31	-	-	133	151	H
4	5.463	38.71	Pk	34.7	-18	0	55.41	-	-	68.2	-12.79	133	151	H
8	5.465	29.65	RMS	34.7	-18	.17	46.52	-	-	-	-	133	151	H
3	5.47	36.42	Pk	34.8	-18	0	53.22	-	-	68.2	-14.98	133	151	H
7	5.47	28.62	RMS	34.8	-18	.17	45.59	-	-	-	-	133	151	H

* - indicates frequency in CFR47 Pt 15 / IC RSS-Restricted Band
Pk - Peak detector
RMS - RMS detection

UL VERIFICATION SERVICES INC.
47173 Benicia Street, Fremont, CA 94538; USA TEL:(510) 771-1000 FAX:(510) 661-0888
This report shall not be reproduced except in full, without the written approval of UL Verification Services Inc.

VERTICAL RESULT

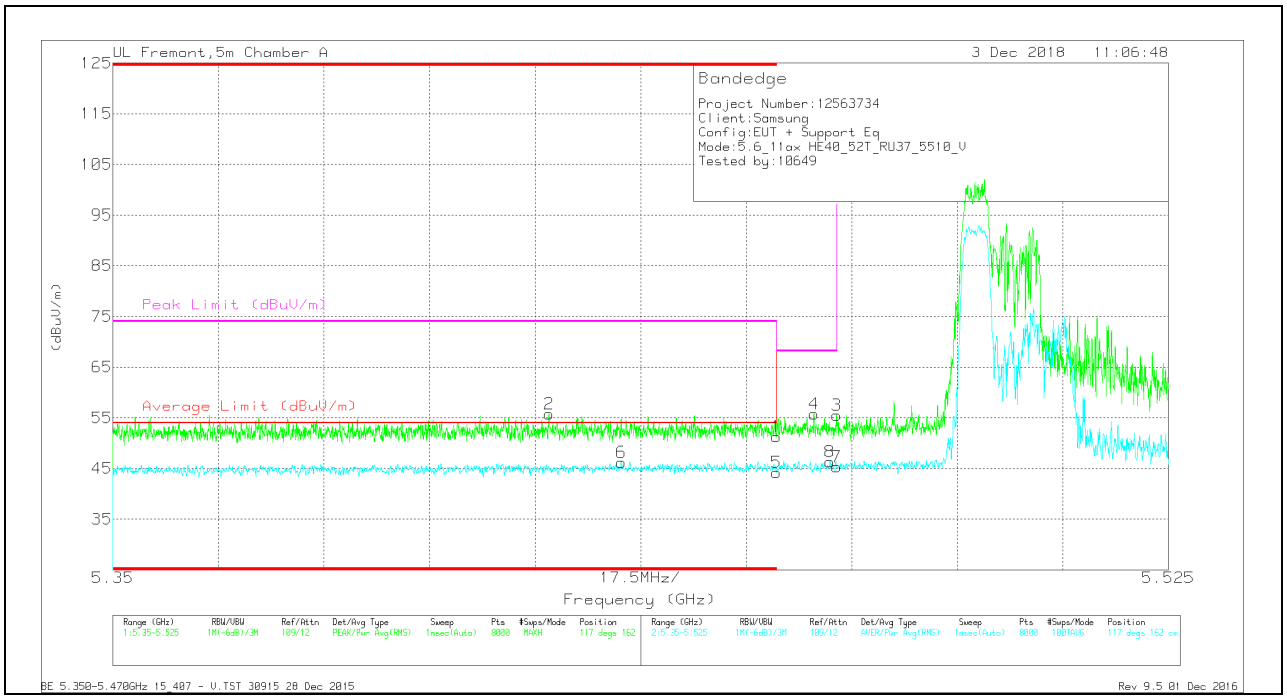

Trace Markers

Marker	Frequency (GHz)	Meter Reading (dBuV)	Det	AF T862 (dB/m)	Amp/Cbl/Fltr/Pad (dB)	DC Corr (dB)	Corrected Reading (dBuV/m)	Average Limit (dBuV/m)	Margin (dB)	Peak Limit (dBuV/m)	PK Margin (dB)	Azimuth (Degs)	Height (cm)	Polarity
1	* 5.46	34.67	Pk	34.7	-18.1	0	51.27	-	-	74	-22.73	117	162	V
2	* 5.422	39.1	Pk	34.7	-18	0	55.8	-	-	74	-18.2	117	162	V
5	* 5.46	27.59	RMS	34.7	-18.1	.17	44.36	54	-9.64	-	-	117	162	V
6	* 5.434	29.48	RMS	34.7	-18	.17	46.35	54	-7.65	-	-	117	162	V
4	5.466	39.08	Pk	34.7	-18	0	55.78	-	-	68.2	-12.42	117	162	V
8	5.469	29.45	RMS	34.8	-17.9	.17	46.52	-	-	-	-	117	162	V
3	5.47	38.72	Pk	34.8	-18	0	55.52	-	-	68.2	-12.68	117	162	V
7	5.47	28.55	RMS	34.8	-18	.17	45.52	-	-	-	-	117	162	V

* - indicates frequency in CFR47 Pt 15 / IC RSS-Restricted Band
Pk - Peak detector
RMS - RMS detection

UL VERIFICATION SERVICES INC.
47173 Benicia Street, Fremont, CA 94538; USA TEL:(510) 771-1000 FAX:(510) 661-0888
This report shall not be reproduced except in full, without the written approval of UL Verification Services Inc.

2TX Antenna 1 + Antenna 2 OFDMA MODE – 52-Tones, RU Index 44

BANDEDGE (HIGH CHANNEL)

HORIZONTAL RESULT

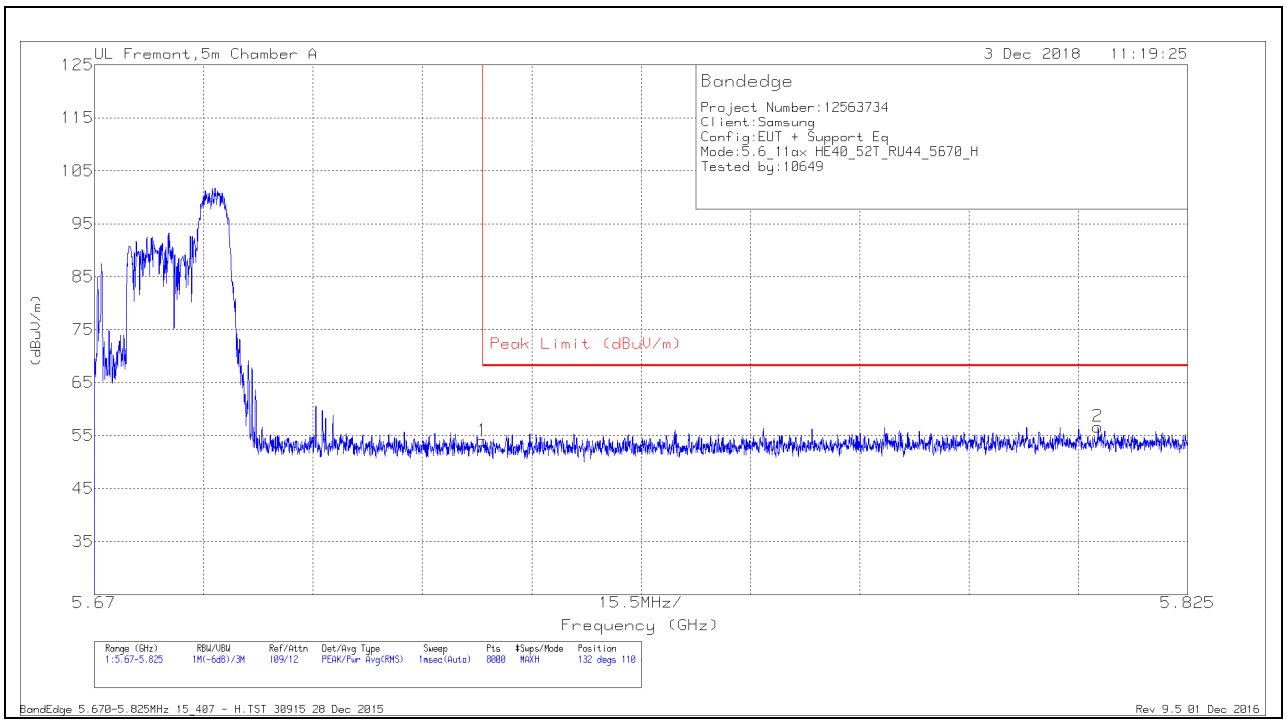

Trace Markers

Marker	Frequency (GHz)	Meter Reading (dBuV)	Det	AF T862 (dB/m)	Amp/Cbl/Fltr/Pad (dB)	DC Corr (dB)	Corrected Reading (dBuV/m)	Peak Limit (dBuV/m)	PK Margin (dB)	Azimuth (Degs)	Height (cm)	Polarity
1	5.725	37.2	Pk	35	-18.1	0	54.1	68.2	-14.1	132	110	H
2	5.812	39.29	Pk	35.1	-17.7	0	56.69	68.2	-11.51	132	110	H

* - indicates frequency in CFR47 Pt 15 / IC RSS-Restricted Band
Pk - Peak detector

UL VERIFICATION SERVICES INC.
47173 Benicia Street, Fremont, CA 94538; USA TEL:(510) 771-1000 FAX:(510) 661-0888
This report shall not be reproduced except in full, without the written approval of UL Verification Services Inc.

VERTICAL RESULT

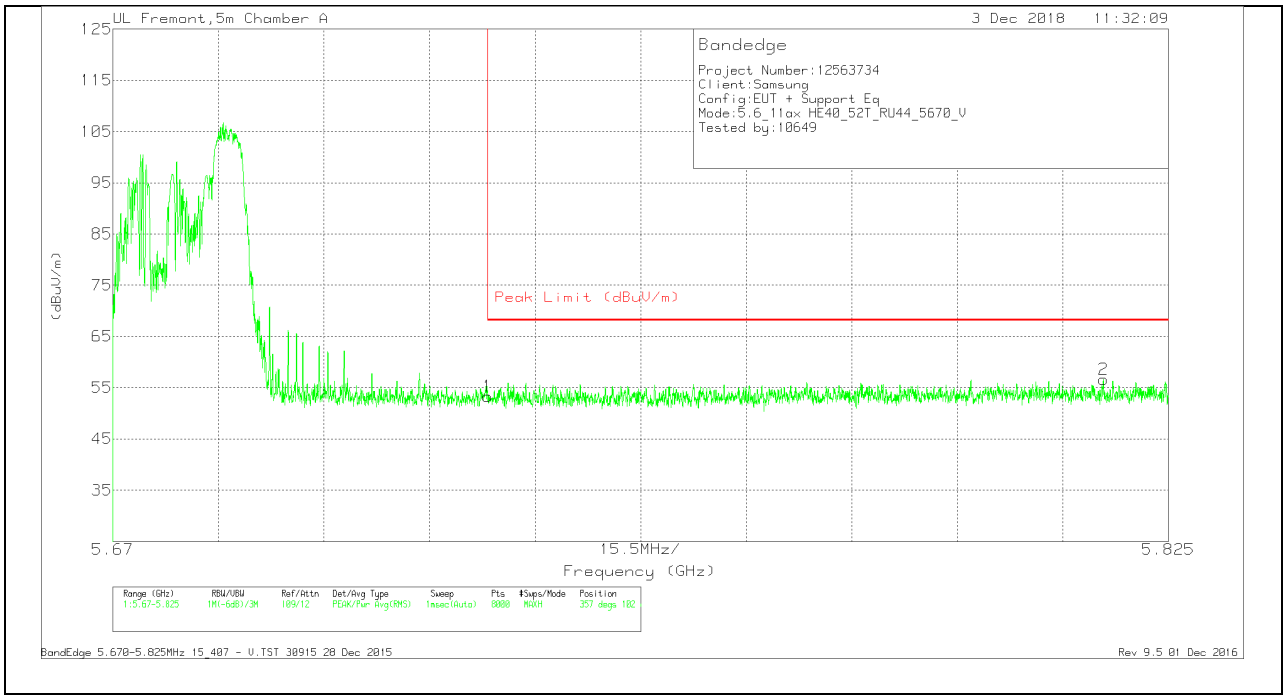

Trace Markers

Marker	Frequency (GHz)	Meter Reading (dBuV)	Det	AF T862 (dB/m)	Amp/Cbl/Fltr/Pad (dB)	Corrected Reading (dBuV/m)	Peak Limit (dBuV/m)	PK Margin (dB)	Azimuth (Degs)	Height (cm)	Polarity
1	5.725	36.43	Pk	35	-18.1	53.33	68.2	-14.87	357	102	V
2	5.815	39.35	Pk	35.1	-17.8	56.65	68.2	-11.55	357	102	V

* - indicates frequency in CFR47 Pt 15 / IC RSS-Restricted Band
Pk - Peak detector

UL VERIFICATION SERVICES INC.
47173 Benicia Street, Fremont, CA 94538; USA TEL:(510) 771-1000 FAX:(510) 661-0888
This report shall not be reproduced except in full, without the written approval of UL Verification Services Inc.

2TX Antenna 1 + Antenna 2 OFDMA MODE – 26-Tones, RU Index 0

BANDEDGE (LOW CHANNEL)

HORIZONTAL RESULT

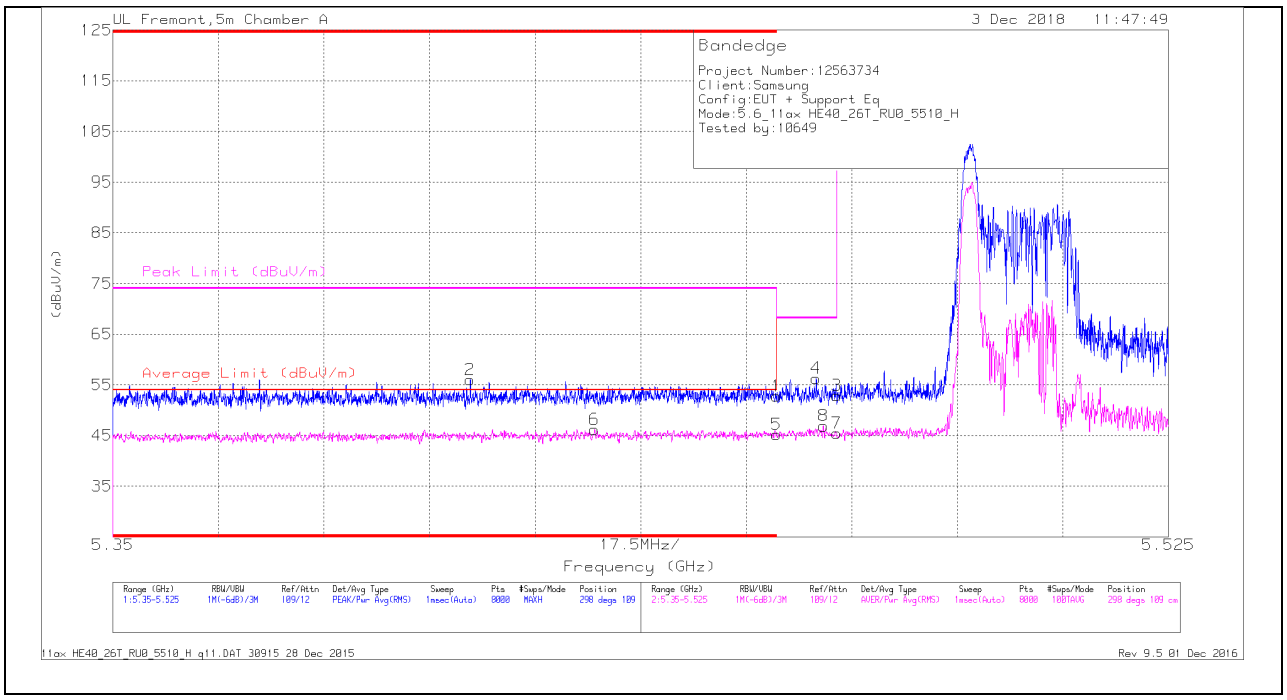

Trace Markers

Marker	Frequency (GHz)	Meter Reading (dBuV)	Det	AF T862 (dB/m)	Amp/Cbl/Fltr/Pad (dB)	DC Corr (dB)	Corrected Reading (dBuV/m)	Average Limit (dBuV/m)	Margin (dB)	Peak Limit (dBuV/m)	PK Margin (dB)	Azimuth (Degs)	Height (cm)	Polarity
1	* 5.46	36.23	Pk	34.7	-18.1	0	52.83	-	-	74	-21.17	298	109	H
2	* 5.409	39.35	Pk	34.7	-18	0	56.05	-	-	74	-17.95	298	109	H
5	* 5.46	28.45	RMS	34.7	-18.1	.11	45.16	54	-8.84	-	-	298	109	H
6	* 5.43	29.36	RMS	34.7	-18	.11	46.17	54	-7.83	-	-	298	109	H
4	5.467	39.61	Pk	34.7	-18	0	56.31	-	-	68.2	-11.89	298	109	H
8	5.468	29.97	RMS	34.8	-18	.11	46.88	-	-	-	-	298	109	H
3	5.47	36.12	Pk	34.8	-18	0	52.92	-	-	68.2	-15.28	298	109	H
7	5.47	28.49	RMS	34.8	-18	.11	45.4	-	-	-	-	298	109	H

* - indicates frequency in CFR47 Pt 15 / IC RSS-Restricted Band
Pk - Peak detector
RMS - RMS detection

UL VERIFICATION SERVICES INC.
47173 Benicia Street, Fremont, CA 94538; USA TEL:(510) 771-1000 FAX:(510) 661-0888
This report shall not be reproduced except in full, without the written approval of UL Verification Services Inc.

VERTICAL RESULT

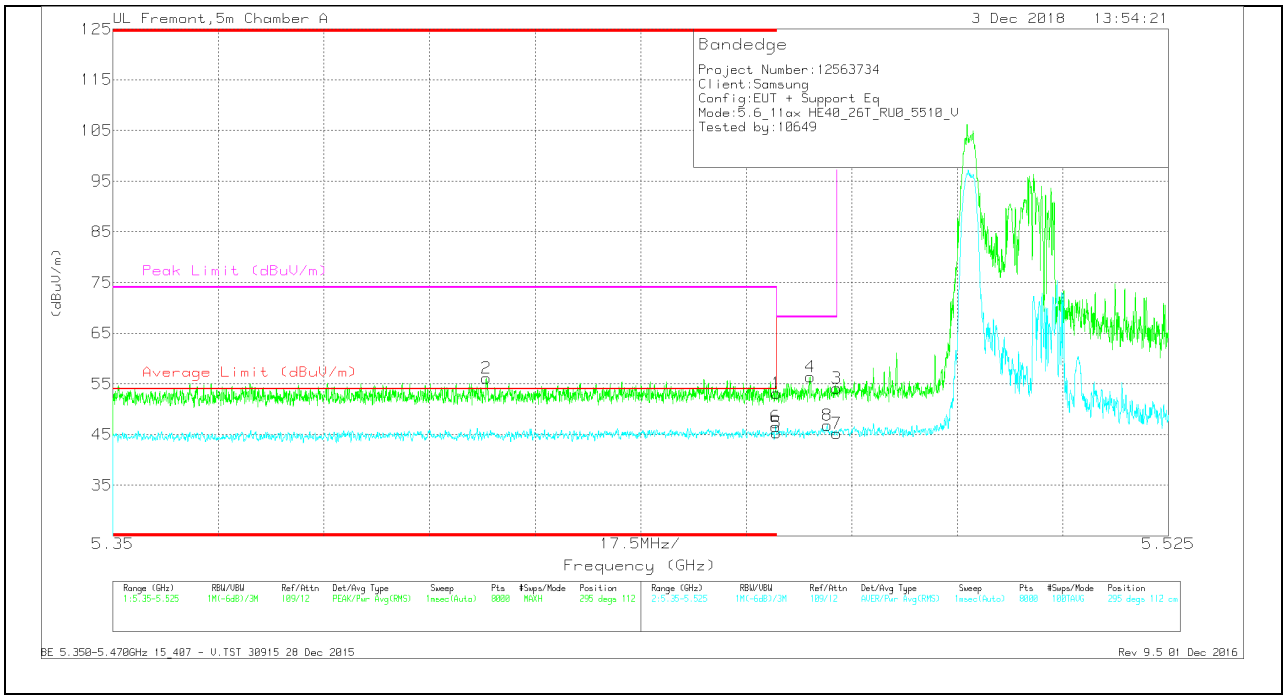

Trace Markers

Marker	Frequency (GHz)	Meter Reading (dBuV)	Det	AF T862 (dB/m)	Amp/Cbl/Fltr/Pad (dB)	DC Corr (dB)	Corrected Reading (dBuV/m)	Average Limit (dBuV/m)	Margin (dB)	Peak Limit (dBuV/m)	PK Margin (dB)	Azimuth (Degs)	Height (cm)	Polarity
1	* 5.46	36.57	Pk	34.7	-18.1	0	53.17	-	-	74	-20.83	295	112	V
2	* 5.412	39.46	Pk	34.7	-18	0	56.16	-	-	74	-17.84	295	112	V
5	* 5.46	28.72	RMS	34.7	-18.1	.11	45.43	54	-8.57	-	-	295	112	V
6	* 5.46	29.97	RMS	34.7	-18.1	.11	46.68	54	-7.32	-	-	295	112	V
4	5.466	39.62	Pk	34.7	-18	0	56.32	-	-	68.2	-11.88	295	112	V
8	5.468	29.88	RMS	34.8	-17.9	.11	46.89	-	-	-	-	295	112	V
3	5.47	37.36	Pk	34.8	-18	0	54.16	-	-	68.2	-14.04	295	112	V
7	5.47	28.44	RMS	34.8	-18	.11	45.35	-	-	-	-	295	112	V

* - indicates frequency in CFR47 Pt 15 / IC RSS-Restricted Band
Pk - Peak detector
RMS - RMS detection

UL VERIFICATION SERVICES INC.
47173 Benicia Street, Fremont, CA 94538; USA TEL:(510) 771-1000 FAX:(510) 661-0888
This report shall not be reproduced except in full, without the written approval of UL Verification Services Inc.

2TX Antenna 1 + Antenna 2 OFDMA MODE – 26-Tones, RU Index 17

BANDEDGE (HIGH CHANNEL)

HORIZONTAL RESULT

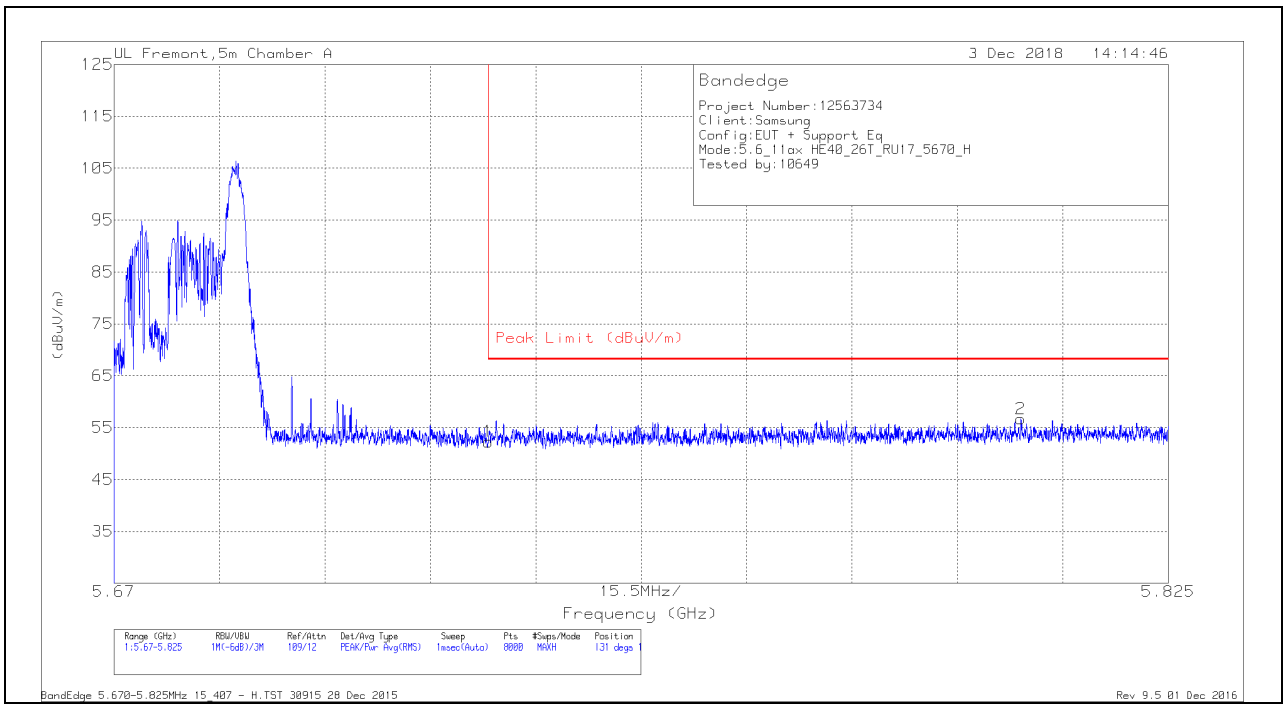

Trace Markers

Marker	Frequency (GHz)	Meter Reading (dBuV)	Det	AF T862 (dB/m)	Amp/Cbl/Fltr/Pad (dB)	Corrected Reading (dBuV/m)	Peak Limit (dBuV/m)	PK Margin (dB)	Azimuth (Degs)	Height (cm)	Polarity
1	5.725	35.4	Pk	35	-18.1	52.3	68.2	-15.9	131	119	H
2	5.803	39.26	Pk	35.1	-17.7	56.66	68.2	-11.54	131	119	H

* - indicates frequency in CFR47 Pt 15 / IC RSS-Restricted Band
Pk - Peak detector

UL VERIFICATION SERVICES INC.
47173 Benicia Street, Fremont, CA 94538; USA TEL:(510) 771-1000 FAX:(510) 661-0888
This report shall not be reproduced except in full, without the written approval of UL Verification Services Inc.

VERTICAL RESULT

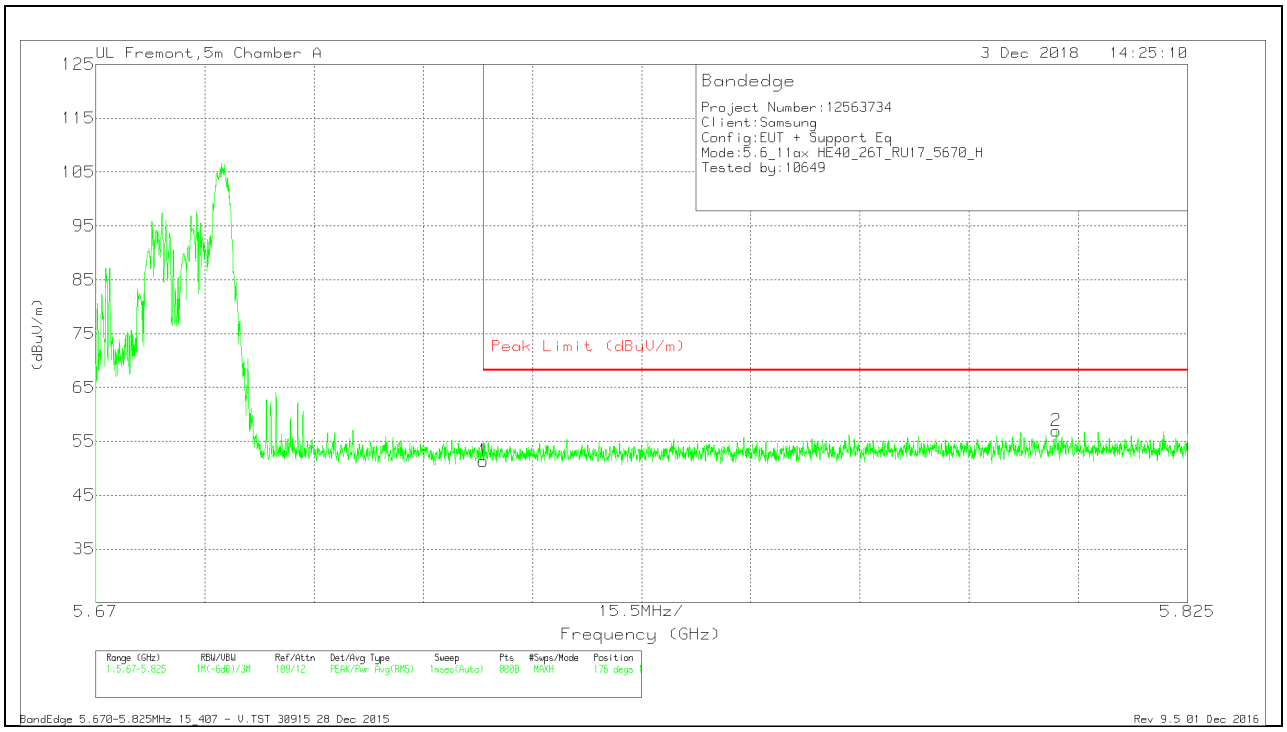

Trace Markers

Marker	Frequency (GHz)	Meter Reading (dBuV)	Det	AF T862 (dB/m)	Amp/Cbl/Fltr/Pad (dB)	Corrected Reading (dBuV/m)	Peak Limit (dBuV/m)	PK Margin (dB)	Azimuth (Degs)	Height (cm)	Polarity
1	5.725	34.44	Pk	35	-18.1	51.34	68.2	-16.86	176	119	V
2	5.806	39.55	Pk	35.1	-17.7	56.95	68.2	-11.25	176	119	V

* - indicates frequency in CFR47 Pt 15 / IC RSS-Restricted Band
Pk - Peak detector

UL VERIFICATION SERVICES INC.
47173 Benicia Street, Fremont, CA 94538; USA TEL:(510) 771-1000 FAX:(510) 661-0888
This report shall not be reproduced except in full, without the written approval of UL Verification Services Inc.

2TX Antenna 1 + Antenna 2 OFDMA MODE – 106-Tones, RU Index 54

HARMONICS AND SPURIOUS EMISSIONS

LOW CHANNEL RESULTS

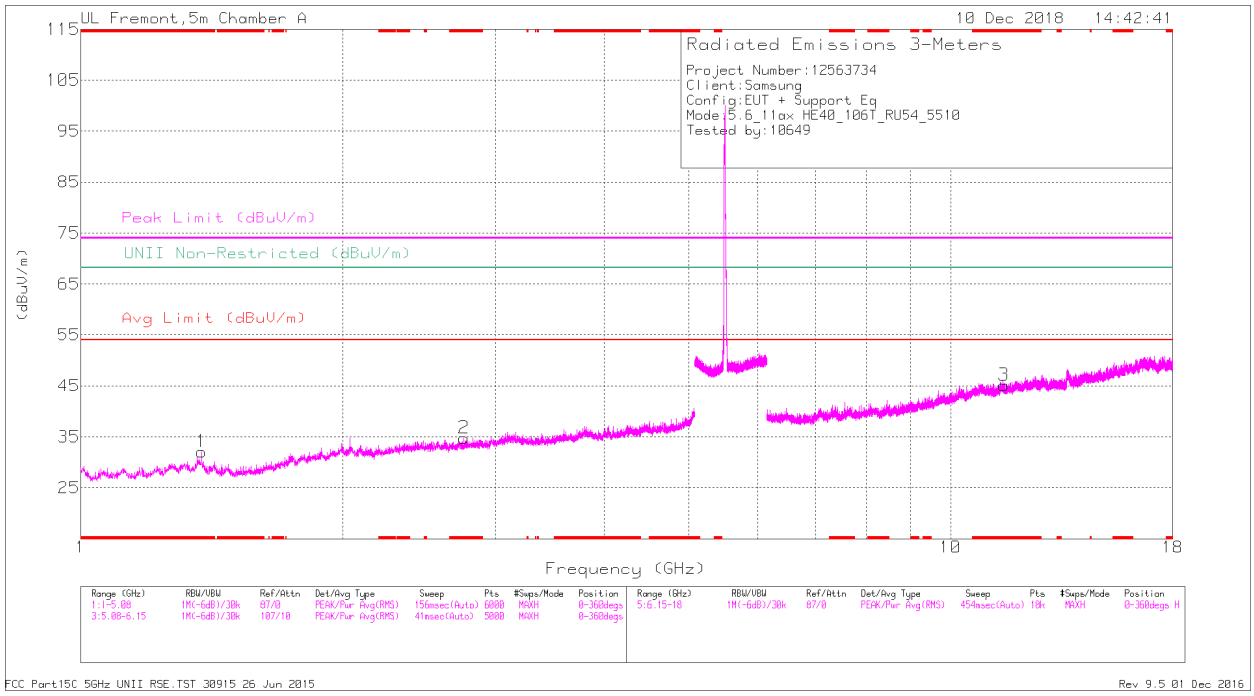

HORIZONTAL

UL VERIFICATION SERVICES INC.
47173 Benicia Street, Fremont, CA 94538; USA TEL:(510) 771-1000 FAX:(510) 661-0888
This report shall not be reproduced except in full, without the written approval of UL Verification Services Inc.

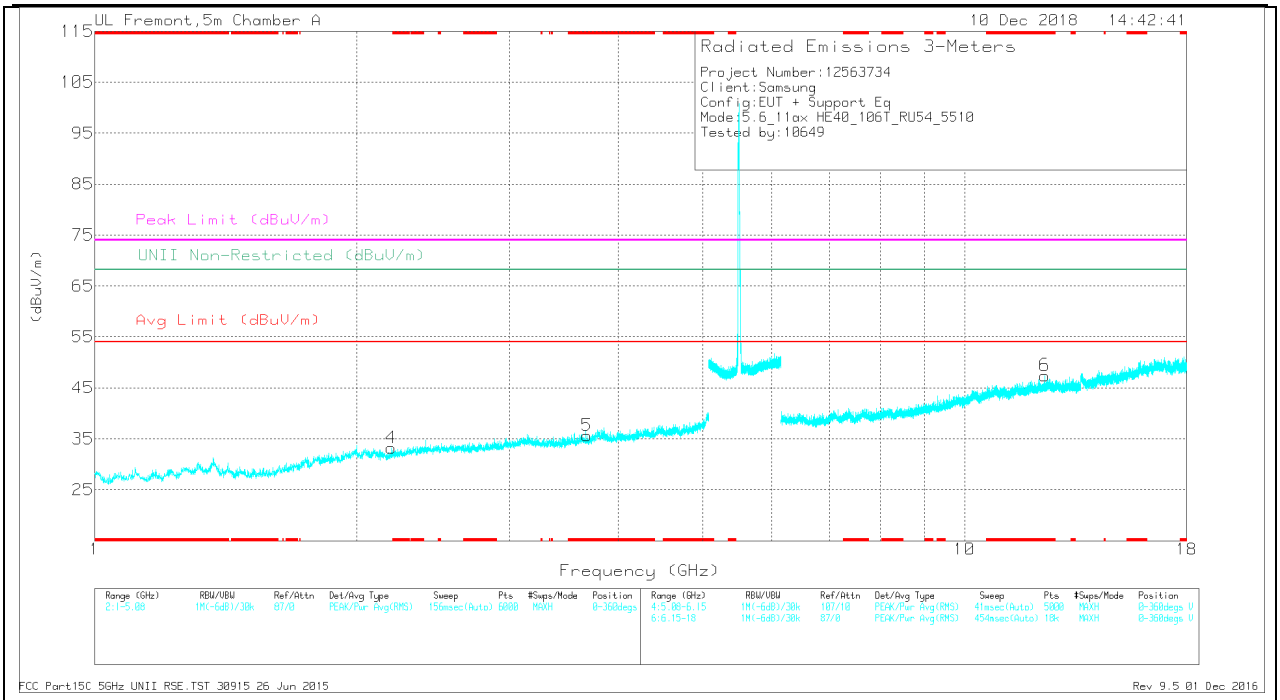

VERTICAL

UL VERIFICATION SERVICES INC.
47173 Benicia Street, Fremont, CA 94538; USA TEL:(510) 771-1000 FAX:(510) 661-0888
This report shall not be reproduced except in full, without the written approval of UL Verification Services Inc.

RADIATED EMISSIONS

Markers	Frequency (GHz)	Meter Reading (dBuV)	Det	AF T345 (dB/m)	Amp/Cbl/Fltr/Pad (dB)	DC Corr (dB)	Corrected Reading (dBuV/m)	Avg Limit (dBuV/m)	Margin (dB)	Peak Limit (dBuV/m)	PK Margin (dB)	UNII Non-Restricted (dBuV/m)	PK Margin (dB)	Azimuth (Degs)	Height (cm)	Polarity
1	* 1.376	39.25	PK-U	29	-31.2	0	37.05	-	-	74	-36.95	-	-	220	195	H
	* 1.377	27.35	ADR	29	-31.2	.36	25.51	54	-28.49	-	-	-	-	220	195	H
2	* 2.761	38.16	PK-U	32.4	-29.8	0	40.76	-	-	74	-33.24	-	-	151	149	H
	* 2.761	25.93	ADR	32.4	-29.8	.36	28.89	54	-25.11	-	-	-	-	151	149	H
5	* 3.68	36.6	PK-U	33.1	-28.5	0	41.2	-	-	74	-32.8	-	-	151	123	V
	* 3.683	25.41	ADR	33.1	-28.6	.36	30.27	54	-23.73	-	-	-	-	151	123	V
3	* 11.514	31.22	PK-U	38.2	-18.4	0	51.02	-	-	74	-22.98	-	-	54	309	H
	* 11.515	20.01	ADR	38.2	-18.4	.36	40.17	54	-13.83	-	-	-	-	54	309	H
6	* 12.364	31.67	PK-U	39	-18.5	0	52.17	-	-	74	-21.83	-	-	282	310	V
	* 12.363	19.84	ADR	39	-18.5	.36	40.7	54	-13.3	-	-	-	-	282	310	V
4	2.191	39.1	PK-U	31.4	-30.9	0	39.6	-	-	-	-	68.2	-28.6	325	156	V

* - indicates frequency in CFR47 Pt 15 / IC RSS-Restricted Band
PK-U - U-NII: Maximum Peak
ADR - U-NII AD primary method, RMS average

UL VERIFICATION SERVICES INC.
47173 Benicia Street, Fremont, CA 94538; USA TEL:(510) 771-1000 FAX:(510) 661-0888
This report shall not be reproduced except in full, without the written approval of UL Verification Services Inc.

MID CHANNEL RESULTS

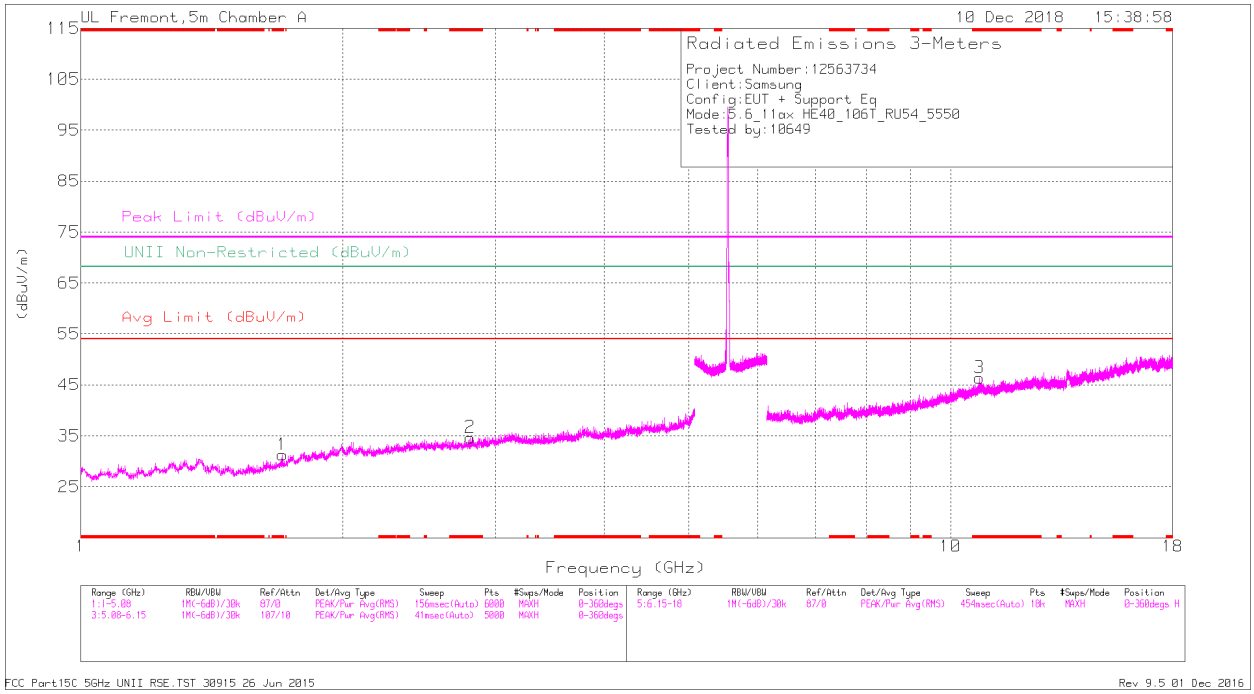

HORIZONTAL

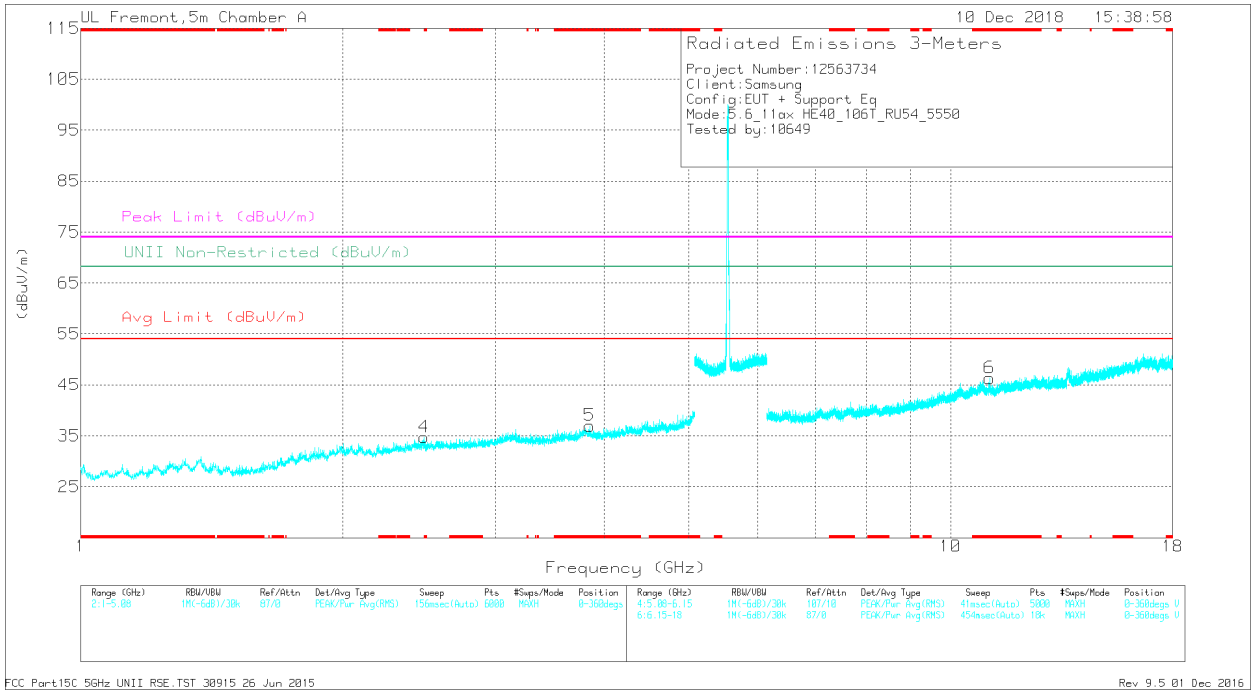

VERTICAL

UL VERIFICATION SERVICES INC.
47173 Benicia Street, Fremont, CA 94538; USA TEL:(510) 771-1000 FAX:(510) 661-0888
This report shall not be reproduced except in full, without the written approval of UL Verification Services Inc.

RADIATED EMISSIONS

Frequency (GHz)	Meter Reading (dBuV)	Det	AF T34S (dB/m)	Amp/Cbl/Fltr/Pad (dB)	DC Corr (dB)	Corrected Reading (dBuV/m)	Avg Limit (dBuV/m)	Margin (dB)	Peak Limit (dBuV/m)	PK Margin (dB)	UNII Non-Restricted (dBuV/m)	PK Margin (dB)	Azimuth (Degs)	Height (cm)	Polarity
* 1.706	38.85	PK-U	29.1	-31	0	36.95	-	-	74	-37.05	-	-	306	323	H
* 1.705	26.86	ADR	29	-31	.36	25.22	54	-28.78	-	-	-	-	306	323	H
* 2.806	37.65	PK-U	32.4	-29.6	0	40.45	-	-	74	-33.55	-	-	220	143	H
* 2.806	25.72	ADR	32.4	-29.6	.36	28.88	54	-25.12	-	-	-	-	220	143	H
* 2.804	37.94	PK-U	32.4	-29.6	0	40.74	-	-	74	-33.26	-	-	220	143	H
* 2.805	25.68	ADR	32.4	-29.6	.36	28.84	54	-25.16	-	-	-	-	220	143	H
* 3.848	36.95	PK-U	33.6	-28	0	42.55	-	-	74	-31.45	-	-	0	117	V
* 3.846	25.41	ADR	33.6	-27.9	.36	31.47	54	-22.53	-	-	-	-	0	117	V
* 10.786	31.53	PK-U	37.8	-18.7	0	50.63	-	-	74	-23.37	-	-	214	227	H
* 10.785	20.09	ADR	37.8	-18.7	.36	39.55	54	-14.45	-	-	-	-	214	227	H
* 11.089	31.46	PK-U	37.9	-18.5	0	50.86	-	-	74	-23.14	-	-	287	133	V
* 11.089	20.32	ADR	37.9	-18.5	.36	40.08	54	-13.92	-	-	-	-	287	133	V
2.482	38.56	PK-U	32.4	-30.4	0	40.56	-	-	-	-	68.2	-27.64	256	150	V
2.483	38.24	PK-U	32.4	-30.4	0	40.24	-	-	-	-	68.2	-27.96	256	150	V

* - indicates frequency in CFR47 Pt 15 / IC RSS-Restricted Band
PK-U - U-NII: Maximum Peak
ADR - U-NII AD primary method, RMS average

UL VERIFICATION SERVICES INC.
47173 Benicia Street, Fremont, CA 94538; USA TEL:(510) 771-1000 FAX:(510) 661-0888
This report shall not be reproduced except in full, without the written approval of UL Verification Services Inc.

HIGH CHANNEL RESULTS

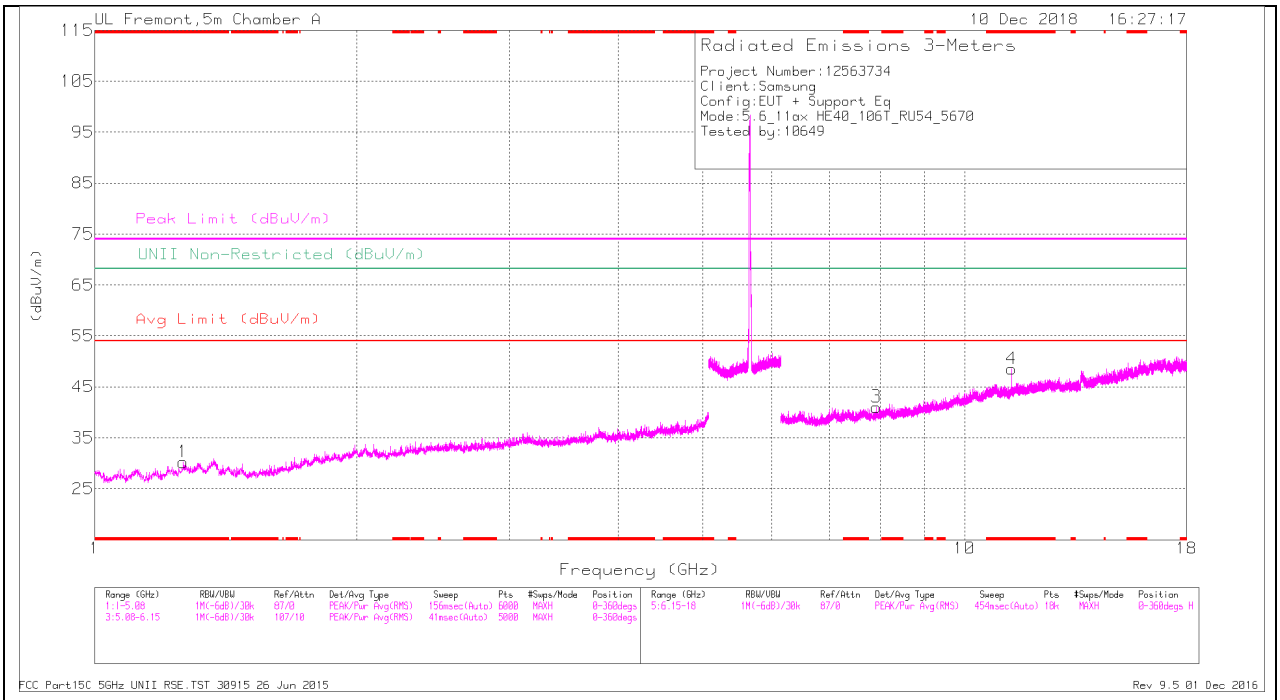

HORIZONTAL

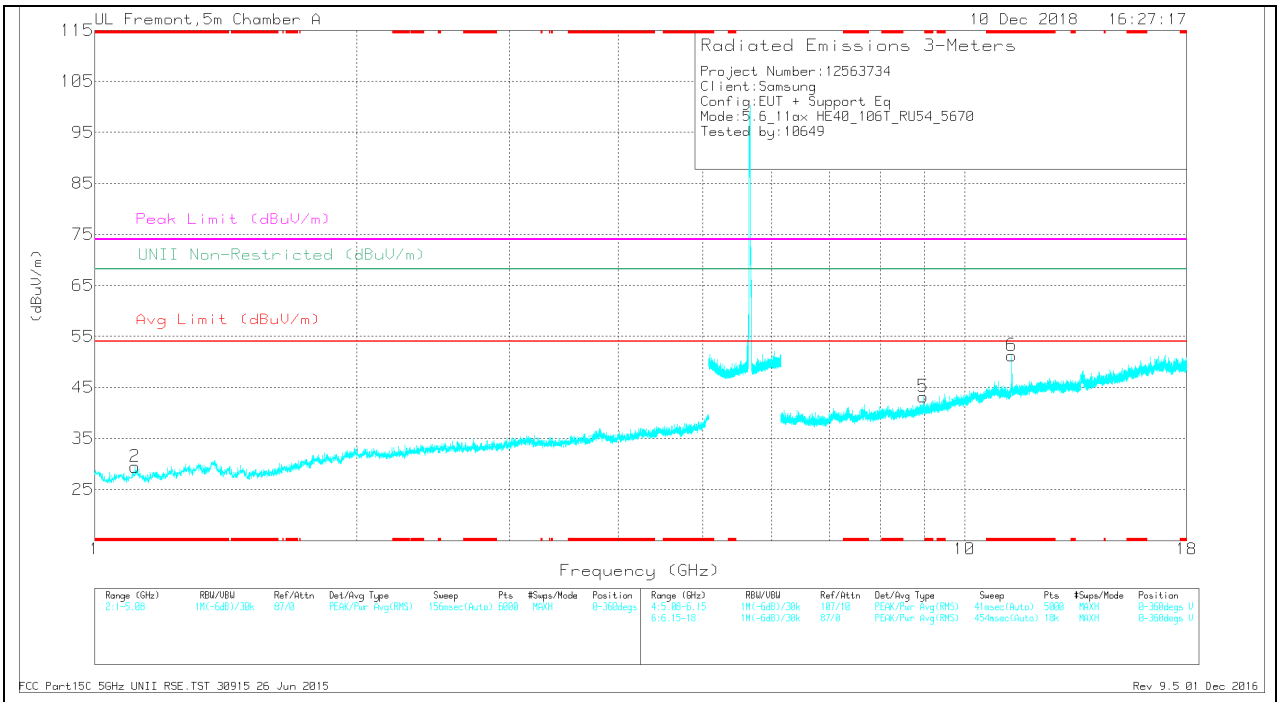

VERTICAL

UL VERIFICATION SERVICES INC.
47173 Benicia Street, Fremont, CA 94538; USA TEL:(510) 771-1000 FAX:(510) 661-0888
This report shall not be reproduced except in full, without the written approval of UL Verification Services Inc.

RADIATED EMISSIONS

Frequency (GHz)	Meter Reading (dBuV)	Det	AF T34S (dB/m)	Amp/Cbl/Fltr/Pad (dB)	DC Corr (dB)	Corrected Reading (dBuV/m)	Avg Limit (dBuV/m)	Margin (dB)	Peak Limit (dBuV/m)	PK Margin (dB)	UNII Non-Restricted (dBuV/m)	PK Margin (dB)	Azimuth (Degs)	Height (cm)	Polarity
* 1.265	39.83	PK-U	28.8	-32.3	0	36.33	-	-	74	-37.67	-	-	218	163	H
* 1.266	27.82	ADR	28.8	-32.3	.36	24.68	54	-29.32	-	-	-	-	218	163	H
* 1.112	39.71	PK-U	27.7	-32	0	35.41	-	-	74	-38.59	-	-	338	127	V
* 1.114	27.9	ADR	27.7	-31.9	.36	24.06	54	-29.94	-	-	-	-	338	127	V
* 11.331	35.09	PK-U	38.1	-18.1	0	55.09	-	-	74	-18.91	-	-	37	103	H
* 11.331	23.16	ADR	38.1	-18.1	.36	43.52	54	-10.48	-	-	-	-	37	103	H
* 11.333	40.57	PK-U	38.1	-18.1	0	60.57	-	-	74	-13.43	-	-	183	101	V
* 11.332	27.3	ADR	38.1	-18.1	.36	47.66	54	-6.34	-	-	-	-	183	101	V
7.921	32.62	PK-U	35.8	-22	0	46.42	-	-	-	-	68.2	-21.78	269	384	H
8.96	32.77	PK-U	36.3	-21.5	0	47.57	-	-	-	-	68.2	-20.63	72	138	V

* - indicates frequency in CFR47 Pt 15 / IC RSS-Restricted Band

PK-U - U-NII: Maximum Peak

ADR - U-NII AD primary method, RMS average

UL VERIFICATION SERVICES INC.
47173 Benicia Street, Fremont, CA 94538; USA TEL:(510) 771-1000 FAX:(510) 661-0888

This report shall not be reproduced except in full, without the written approval of UL Verification Services Inc.

CHANNEL 142 RESULTS

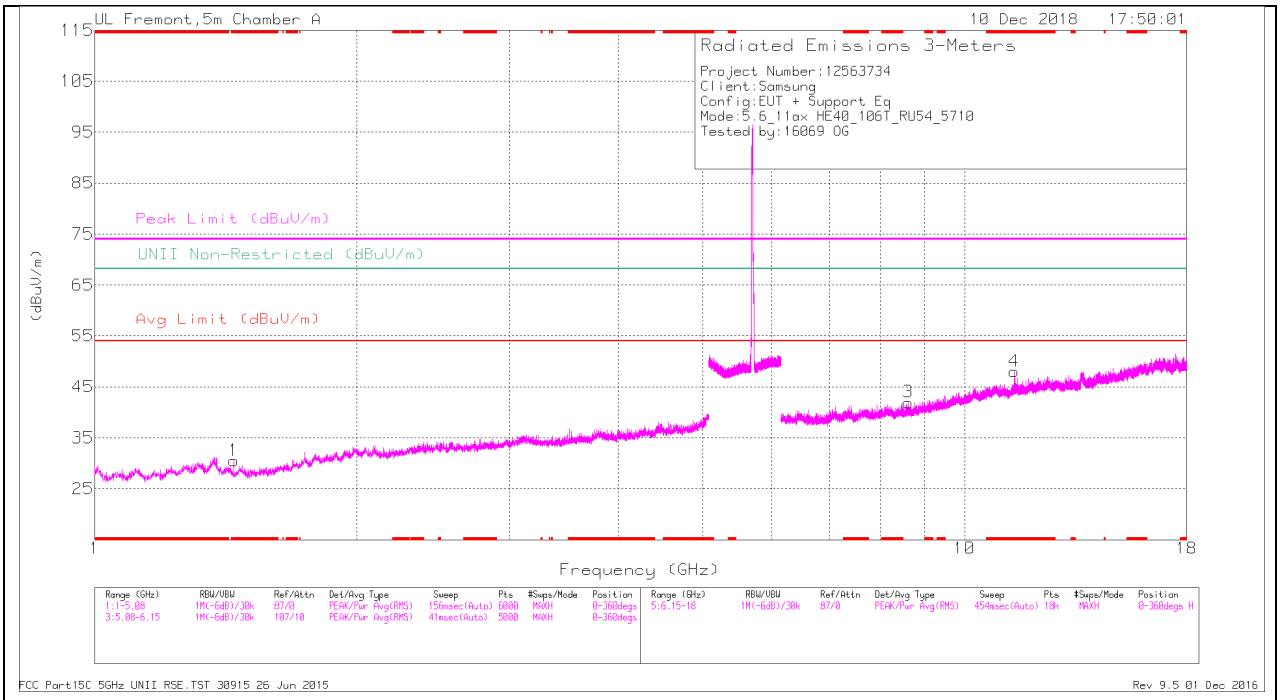

HORIZONTAL

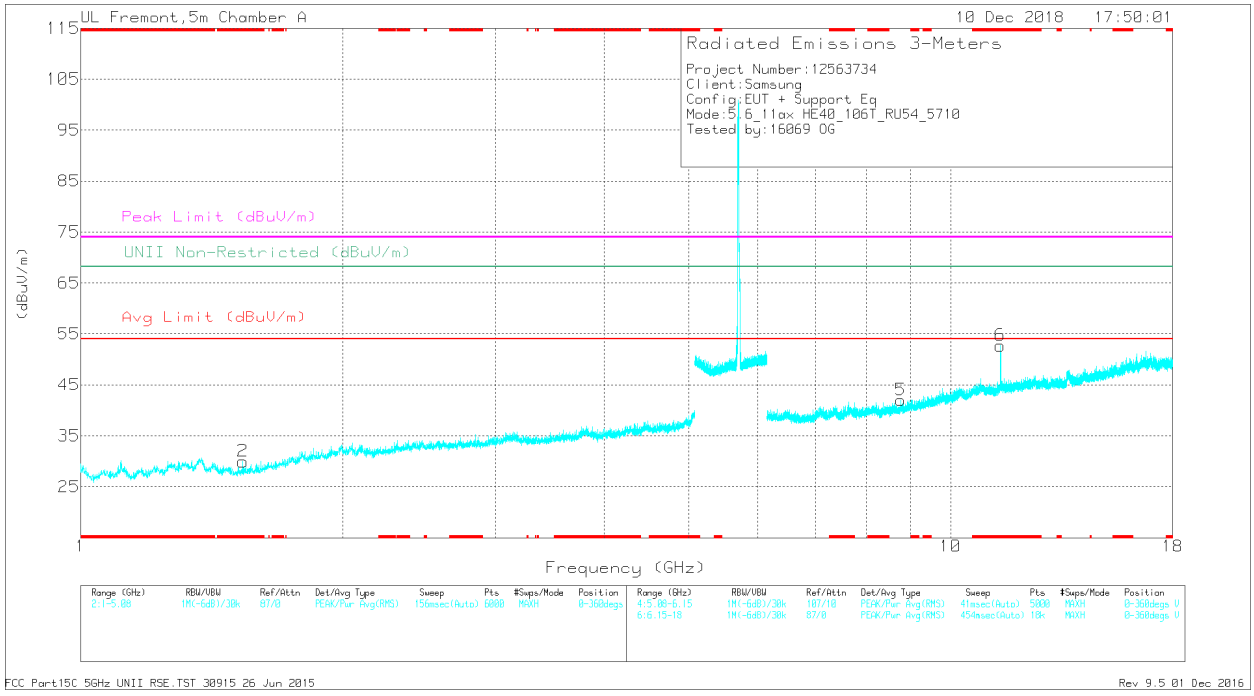

VERTICAL

UL VERIFICATION SERVICES INC.
47173 Benicia Street, Fremont, CA 94538; USA TEL:(510) 771-1000 FAX:(510) 661-0888
This report shall not be reproduced except in full, without the written approval of UL Verification Services Inc.

RADIATED EMISSIONS

Frequency (GHz)	Meter Reading (dBuV)	Det	AF T34S (dB/m)	Amp/Cbl/Fltr/Pad (dB)	DC Corr (dB)	Corrected Reading (dBuV/m)	Avg Limit (dBuV/m)	Margin (dB)	Peak Limit (dBuV/m)	PK Margin (dB)	UNII Non-Restricted (dBuV/m)	PK Margin (dB)	Azimuth (Degs)	Height (cm)	Polarity
* 1.447	38.87	PK-U	28.2	-31.5	0	35.57	-	-	74	-38.43	-	-	74	117	H
* 1.444	26.67	ADR	28.1	-31.6	.36	23.53	54	-30.47	-	-	-	-	74	117	H
* 1.538	39.14	PK-U	28	-31.8	0	35.34	-	-	74	-38.66	-	-	91	112	V
* 1.535	27.23	ADR	27.9	-31.8	.36	23.69	54	-30.31	-	-	-	-	91	112	V
* 11.411	36.58	PK-U	38.1	-18.2	0	56.48	-	-	74	-17.52	-	-	27	104	H
* 11.41	24.53	ADR	38.1	-18.2	.36	44.79	54	-9.21	-	-	-	-	27	104	H
* 11.412	42.18	PK-U	38.1	-18.2	0	62.08	-	-	74	-11.92	-	-	184	112	V
* 11.411	29.06	ADR	38.1	-18.2	.36	49.32	54	-4.68	-	-	-	-	184	112	V
8.617	32.25	PK-U	36	-21.4	0	46.85	-	-	-	-	68.2	-21.35	313	153	H
8.763	32.13	PK-U	36.1	-21.3	0	46.93	-	-	-	-	68.2	-21.27	293	309	V

* - indicates frequency in CFR47 Pt 15 / IC RSS-Restricted Band

PK-U - U-NII: Maximum Peak

ADR - U-NII AD primary method, RMS average

UL VERIFICATION SERVICES INC.
47173 Benicia Street, Fremont, CA 94538; USA TEL:(510) 771-1000 FAX:(510) 661-0888

This report shall not be reproduced except in full, without the written approval of UL Verification Services Inc.

9.1.21. TX ABOVE 1 GHz 802.11ax HE80 MODE IN THE 5.6 GHz BAND

2TX Antenna 1 + Antenna 2 OFDMA MODE – 996-Tones, RU Index 67

BANDEDGE (LOW CHANNEL)

HORIZONTAL RESULT

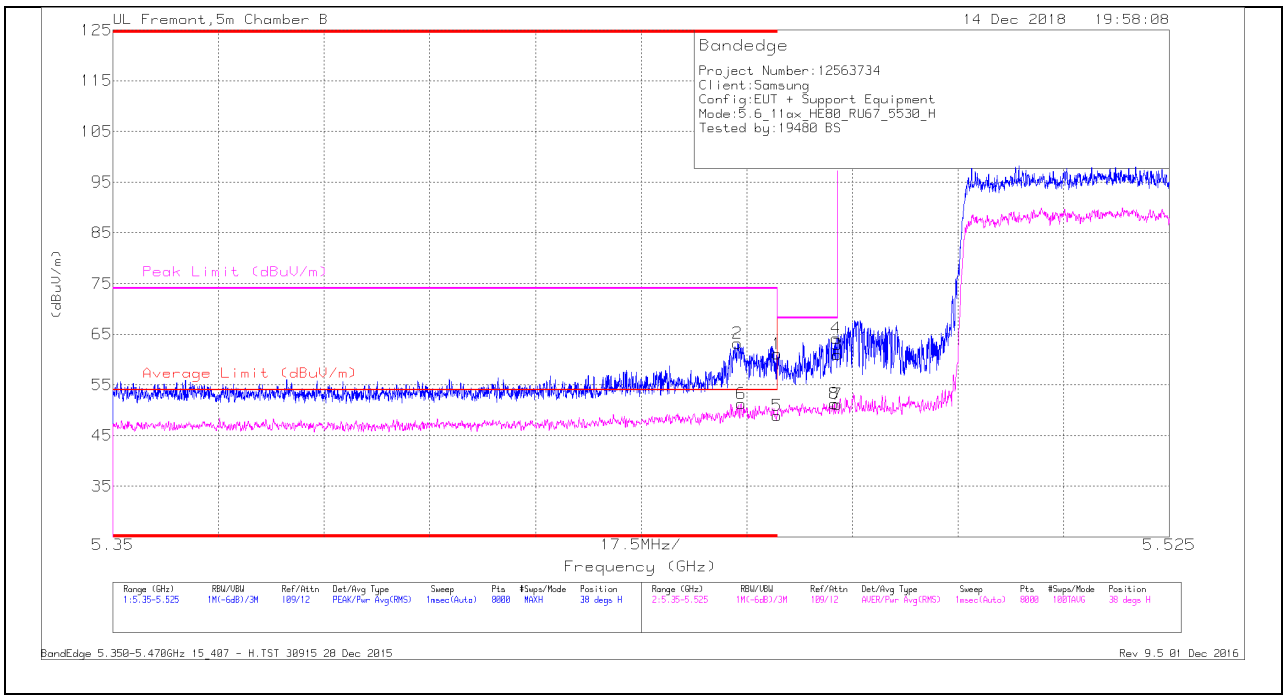

Trace Markers

Marker	Frequency (GHz)	Meter Reading (dBuV)	Det	AF T862 (dB/m)	Amp/Cbl/Fltr/Pad (dB)	DC Corr (dB)	Corrected Reading (dBuV/m)	Average Limit (dBuV/m)	Margin (dB)	Peak Limit (dBuV/m)	PK Margin (dB)	Azimuth (Degs)	Height (cm)	Polarity
1	* 5.46	43.93	Pk	35.3	-18.1	0	61.13	-	-	74	-12.87	38	108	H
2	* 5.454	46.05	Pk	35.3	-18.2	0	63.15	-	-	74	-10.85	38	108	H
5	* 5.46	29.84	RMS	35.3	-18.1	1.89	48.93	54	-5.07	-	-	38	108	H
6	* 5.454	32.5	RMS	35.3	-18.4	1.89	51.29	54	-2.71	-	-	38	108	H
3	5.47	43.84	Pk	35.3	-18.2	0	60.94	-	-	68.2	-7.26	38	108	H
4	5.47	47.14	Pk	35.3	-18.2	0	64.24	-	-	68.2	-3.96	38	108	H
7	5.47	32.13	RMS	35.3	-18.2	1.89	51.12	-	-	-	-	38	108	H
8	5.47	32.28	RMS	35.3	-18.2	1.89	51.27	-	-	-	-	38	108	H

* - indicates frequency in CFR47 Pt 15 / IC RSS-Restricted Band
Pk - Peak detector
RMS - RMS detection

UL VERIFICATION SERVICES INC.
47173 Benicia Street, Fremont, CA 94538; USA TEL:(510) 771-1000 FAX:(510) 661-0888
This report shall not be reproduced except in full, without the written approval of UL Verification Services Inc.

VERTICAL RESULT

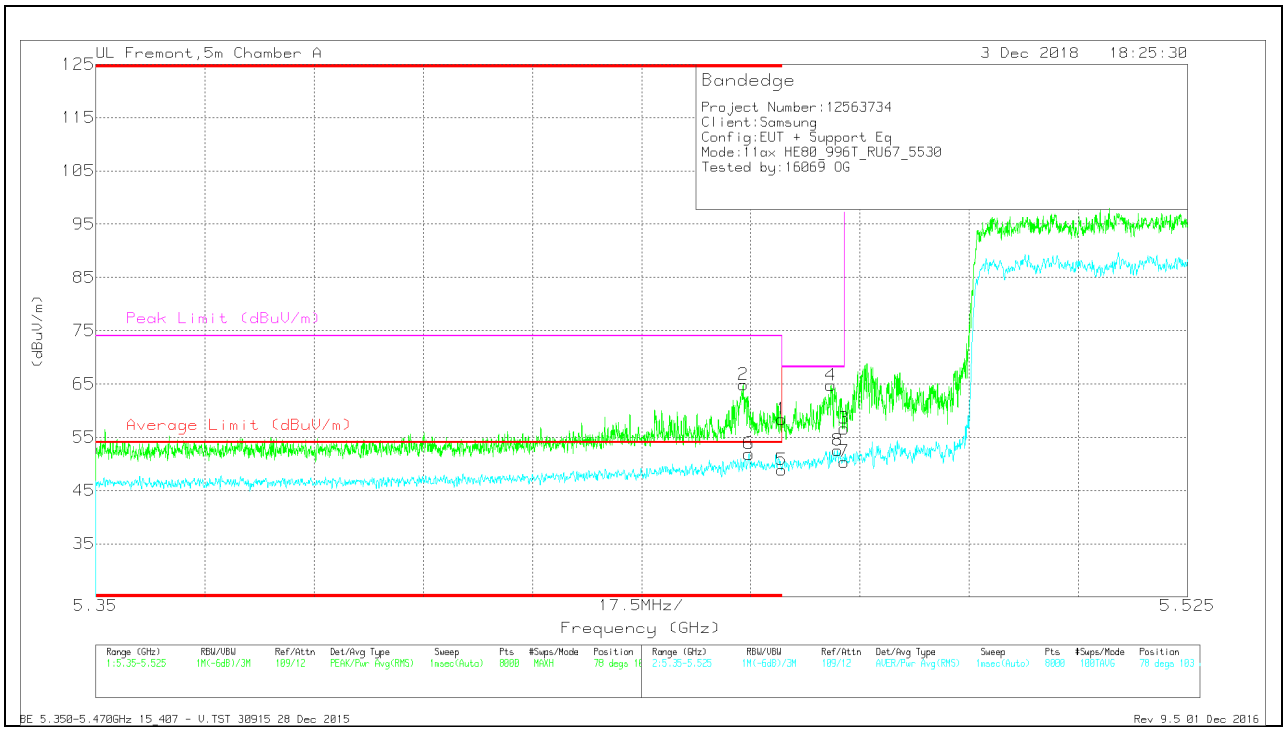

Trace Markers

Marker	Frequency (GHz)	Meter Reading (dBuV)	Det	AF T345 (dB/m)	Amp/Cbl/Fltr/Pad (dB)	DC Corr (dB)	Corrected Reading (dBuV/m)	Average Limit (dBuV/m)	Margin (dB)	Peak Limit (dBuV/m)	PK Margin (dB)	Azimuth (Degs)	Height (cm)	Polarity
2	* 5.454	48.26	Pk	34.6	-18	0	64.86	-	-	74	-9.14	78	103	V
6	* 5.455	33.48	RMS	34.6	-18.1	1.89	51.87	54	-2.13	-	-	78	103	V
1	* 5.46	41.87	Pk	34.6	-18.1	0	58.37	-	-	74	-15.63	78	103	V
5	* 5.46	30.48	RMS	34.6	-18.1	1.89	48.87	54	-5.13	-	-	78	103	V
4	5.468	48.14	Pk	34.6	-18	0	64.74	-	-	68.2	-3.46	78	103	V
8	5.469	33.91	RMS	34.6	-17.9	1.89	52.5	-	-	-	-	78	103	V
3	5.47	40.04	Pk	34.6	-18	0	56.64	-	-	68.2	-11.56	78	103	V
7	5.47	31.89	RMS	34.6	-18	1.89	50.38	-	-	-	-	78	103	V

* - indicates frequency in CFR47 Pt 15 / IC RSS-Restricted Band
Pk - Peak detector
RMS - RMS detection

UL VERIFICATION SERVICES INC.
47173 Benicia Street, Fremont, CA 94538; USA TEL:(510) 771-1000 FAX:(510) 661-0888
This report shall not be reproduced except in full, without the written approval of UL Verification Services Inc.

BANDEDGE (HIGH CHANNEL)

HORIZONTAL RESULT

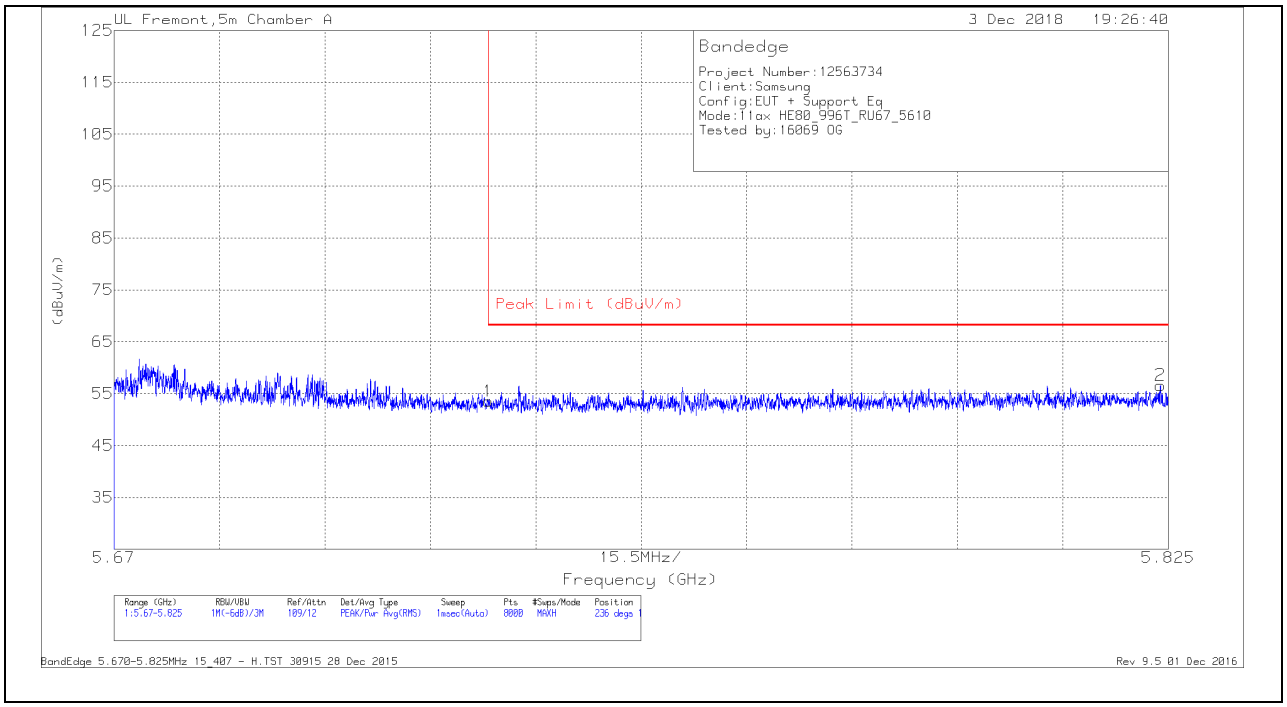

Trace Markers

Marker	Frequency (GHz)	Meter Reading (dBuV)	Det	AF T345 (dB/m)	Amp/Cbl/Fltr/Pad (dB)	DC Corr (dB)	Corrected Reading (dBuV/m)	Peak Limit (dBuV/m)	PK Margin (dB)	Azimuth (Degs)	Height (cm)	Polarity
1	5.725	36.66	Pk	35	-18.1	0	53.56	68.2	-14.64	236	118	H
2	5.824	39.41	Pk	35	-17.8	0	56.61	68.2	-11.59	236	118	H

* - indicates frequency in CFR47 Pt 15 / IC RSS-Restricted Band
Pk - Peak detector

UL VERIFICATION SERVICES INC.
47173 Benicia Street, Fremont, CA 94538; USA TEL:(510) 771-1000 FAX:(510) 661-0888
This report shall not be reproduced except in full, without the written approval of UL Verification Services Inc.

VERTICAL RESULT

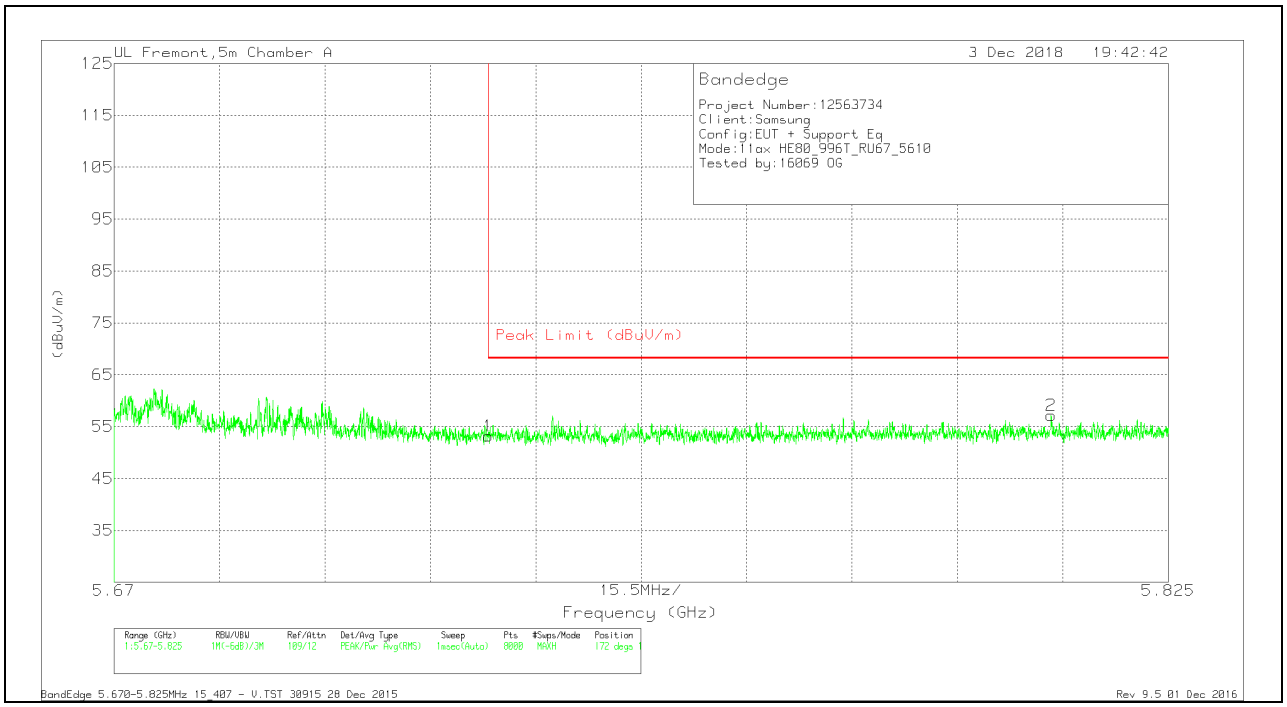

Trace Markers

Marker	Frequency (GHz)	Meter Reading (dBuV)	Det	AF T345 (dB/m)	Amp/Cbl/Fltr/Pad (dB)	DC Corr (dB)	Corrected Reading (dBuV/m)	Peak Limit (dBuV/m)	PK Margin (dB)	Azimuth (Degs)	Height (cm)	Polarity
1	5.725	36.26	Pk	35	-18.1	0	53.16	68.2	-15.04	172	101	V
2	5.808	39.85	Pk	35	-17.7	0	57.15	68.2	-11.05	172	101	V

* - indicates frequency in CFR47 Pt 15 / IC RSS-Restricted Band
Pk - Peak detector

UL VERIFICATION SERVICES INC.
47173 Benicia Street, Fremont, CA 94538; USA TEL:(510) 771-1000 FAX:(510) 661-0888
This report shall not be reproduced except in full, without the written approval of UL Verification Services Inc.

HARMONICS AND SPURIOUS EMISSIONS

LOW CHANNEL RESULTS

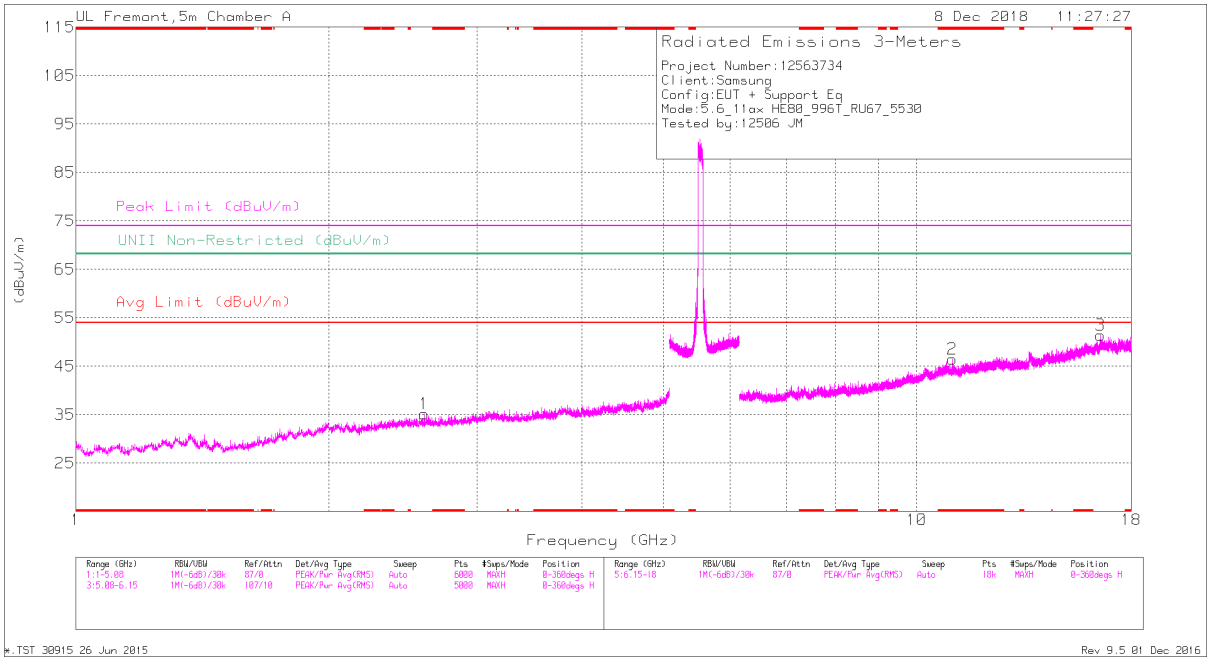

HORIZONTAL

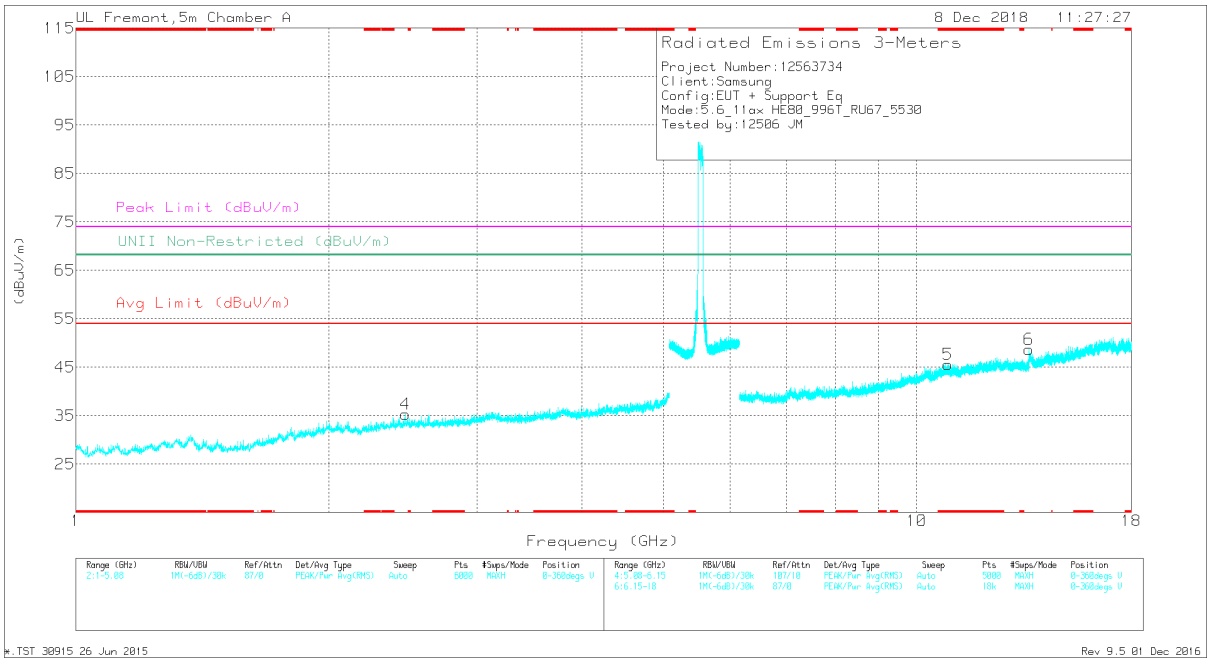

VERTICAL

UL VERIFICATION SERVICES INC.
47173 Benicia Street, Fremont, CA 94538; USA TEL:(510) 771-1000 FAX:(510) 661-0888
This report shall not be reproduced except in full, without the written approval of UL Verification Services Inc.

RADIATED EMISSIONS

Frequency (GHz)	Meter Reading (dBuV)	Det	AF T345 (dB/m)	Amp/Cbl/Fltr/Pad (dB)	DC Corr (dB)	Corrected Reading (dBuV/m)	Avg Limit (dBuV/m)	Margin (dB)	Peak Limit (dBuV/m)	PK Margin (dB)	UNII Non-Restricted (dBuV/m)	PK Margin (dB)	Azimuth (Degs)	Height (cm)	Polarity
* 11.023	32.02	PK-U	37.9	-18.5	0	51.42	-	-	74	-22.58	-	-	82	168	H
* 11.021	20.55	ADR	37.9	-18.6	1.89	41.74	54	-12.26	-	-	-	-	82	168	H
* 10.891	31.56	PK-U	37.9	-18	0	51.46	-	-	74	-22.54	-	-	89	212	V
* 10.891	20.25	ADR	37.9	-18.1	1.89	41.94	54	-12.06	-	-	-	-	89	212	V
2.465	38.41	PK-U	32.4	-30.5	0	40.31	-	-	-	-	68.2	-27.89	79	190	V
2.597	38.43	PK-U	32.4	-29.8	0	41.03	-	-	-	-	68.2	-27.17	77	398	H
13.602	33.02	PK-U	38.8	-17.6	0	54.22	-	-	-	-	68.2	-13.98	91	130	V
16.548	32.46	PK-U	41.7	-16.9	0	57.26	-	-	-	-	68.2	-10.94	87	183	H

* - indicates frequency in CFR47 Pt 15 / IC RSS-Restricted Band

PK-U - U-NII: Maximum Peak

ADR - U-NII AD primary method, RMS average

UL VERIFICATION SERVICES INC.
47173 Benicia Street, Fremont, CA 94538; USA TEL:(510) 771-1000 FAX:(510) 661-0888

This report shall not be reproduced except in full, without the written approval of UL Verification Services Inc.

HIGH CHANNEL RESULTS

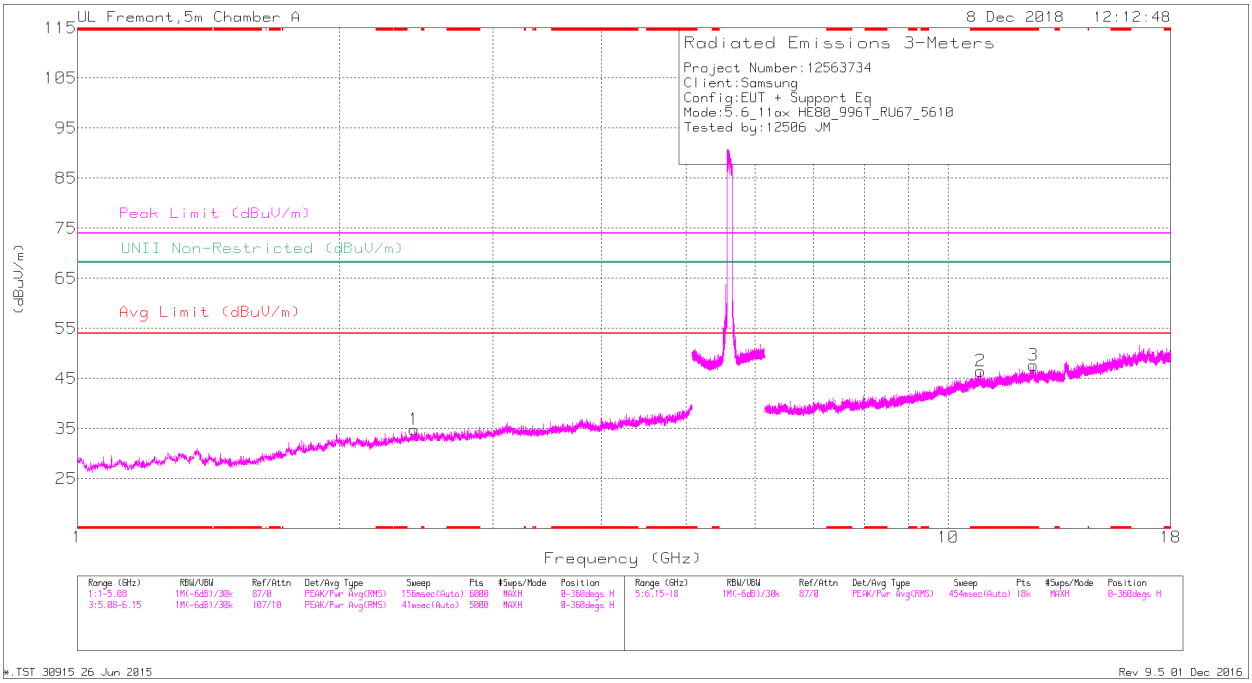

HORIZONTAL

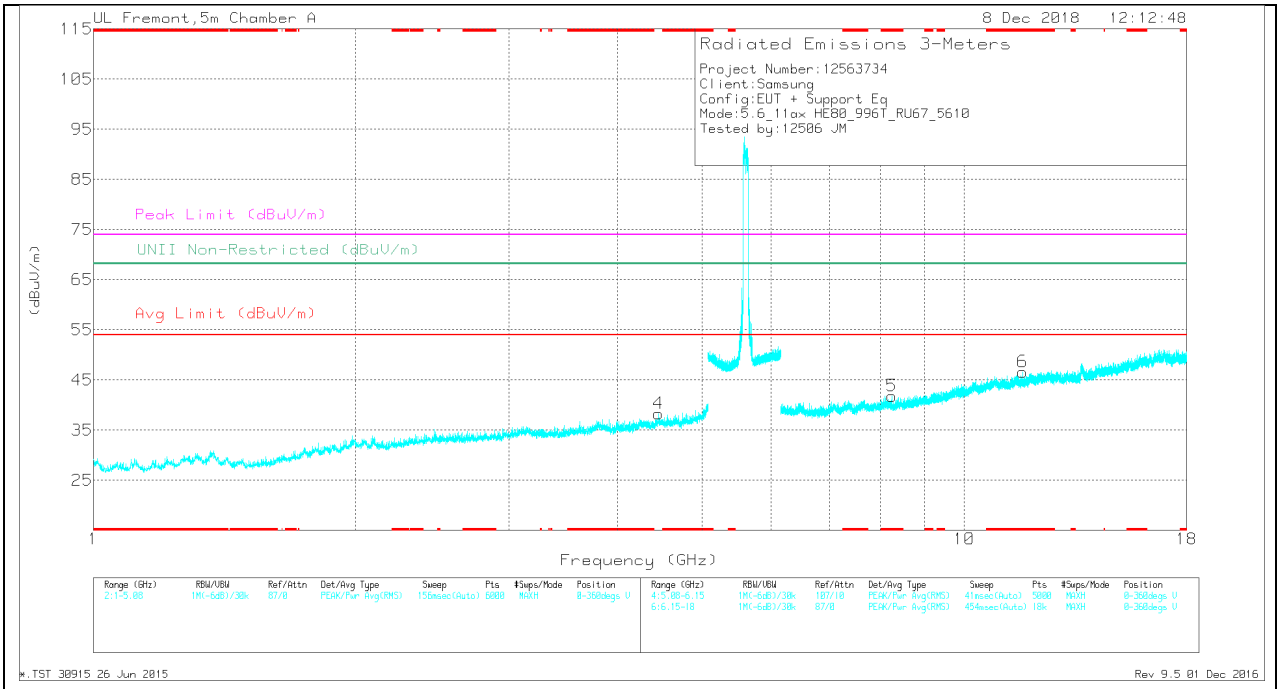

VERTICAL

UL VERIFICATION SERVICES INC.
47173 Benicia Street, Fremont, CA 94538; USA TEL:(510) 771-1000 FAX:(510) 661-0888
This report shall not be reproduced except in full, without the written approval of UL Verification Services Inc.

RADIATED EMISSIONS

Frequency (GHz)	Meter Reading (dBuV)	Det	AF T34S (dB/m)	Amp/Cbl/Fltr/Pad (dB)	DC Corr (dB)	Corrected Reading (dBuV/m)	Avg Limit (dBuV/m)	Margin (dB)	Peak Limit (dBuV/m)	PK Margin (dB)	UNII Non-Restricted (dBuV/m)	PK Margin (dB)	Azimuth (Degs)	Height (cm)	Polarity
* 10.885	31.91	PK-U	37.9	-17.9	0	51.91	-	-	74	-22.09	-	-	38	149	H
* 10.884	20.63	ADR	37.9	-17.9	1.89	42.52	54	-11.48	-	-	-	-	38	149	H
* 12.521	31.13	PK-U	39.1	-17.7	0	52.53	-	-	74	-21.47	-	-	62	146	H
* 12.521	20.25	ADR	39.1	-17.7	1.89	43.54	54	-10.46	-	-	-	-	62	146	H
* 8.255	32.85	PK-U	35.9	-21.7	0	47.05	-	-	74	-26.95	-	-	67	212	V
* 8.256	21.46	ADR	35.9	-21.7	1.89	37.55	54	-16.45	-	-	-	-	67	212	V
* 11.663	31.26	PK-U	38.4	-18.1	0	51.56	-	-	74	-22.44	-	-	75	220	V
* 11.665	20.21	ADR	38.4	-18.1	1.89	42.4	54	-11.6	-	-	-	-	75	220	V
2.436	38.62	PK-U	32.3	-30.5	0	40.42	-	-	-	-	68.2	-27.78	0	199	H
4.452	35.78	PK-U	33.9	-25.9	0	43.78	-	-	-	-	68.2	-24.42	6	187	V

* - indicates frequency in CFR47 Pt 15 / IC RSS-Restricted Band

PK-U - U-NII: Maximum Peak

ADR - U-NII AD primary method, RMS average

UL VERIFICATION SERVICES INC.
47173 Benicia Street, Fremont, CA 94538; USA TEL:(510) 771-1000 FAX:(510) 661-0888

This report shall not be reproduced except in full, without the written approval of UL Verification Services Inc.

CHANNEL 138 RESULTS

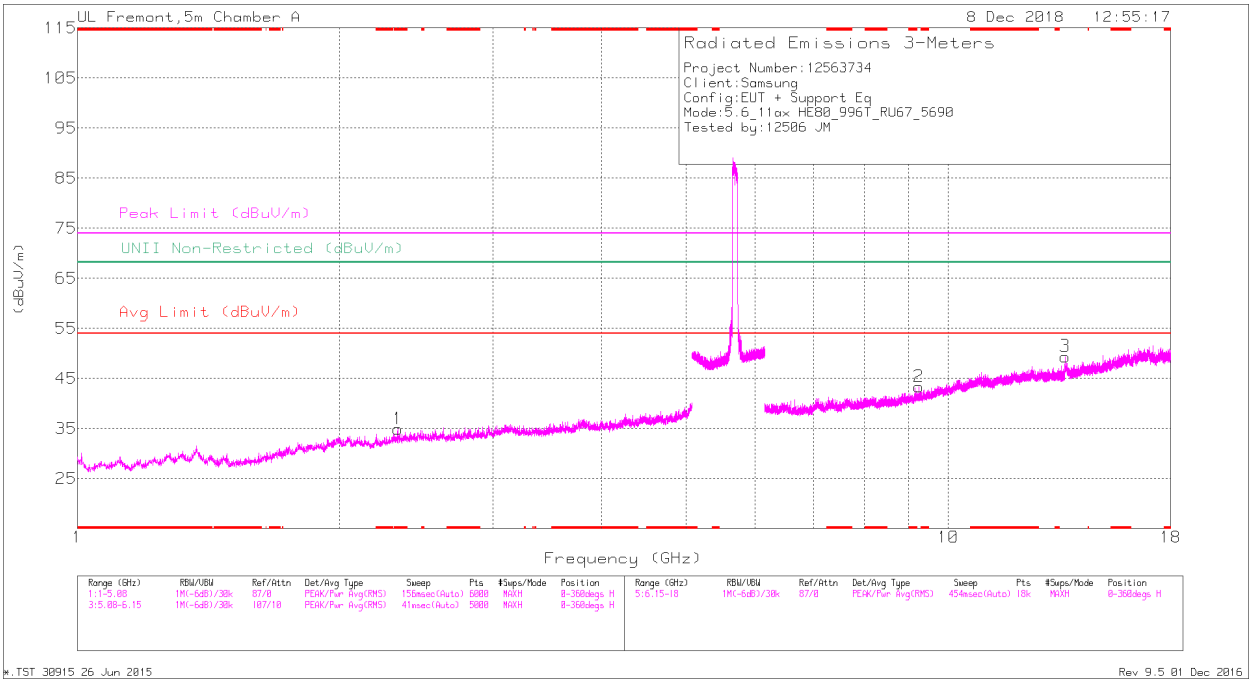

HORIZONTAL

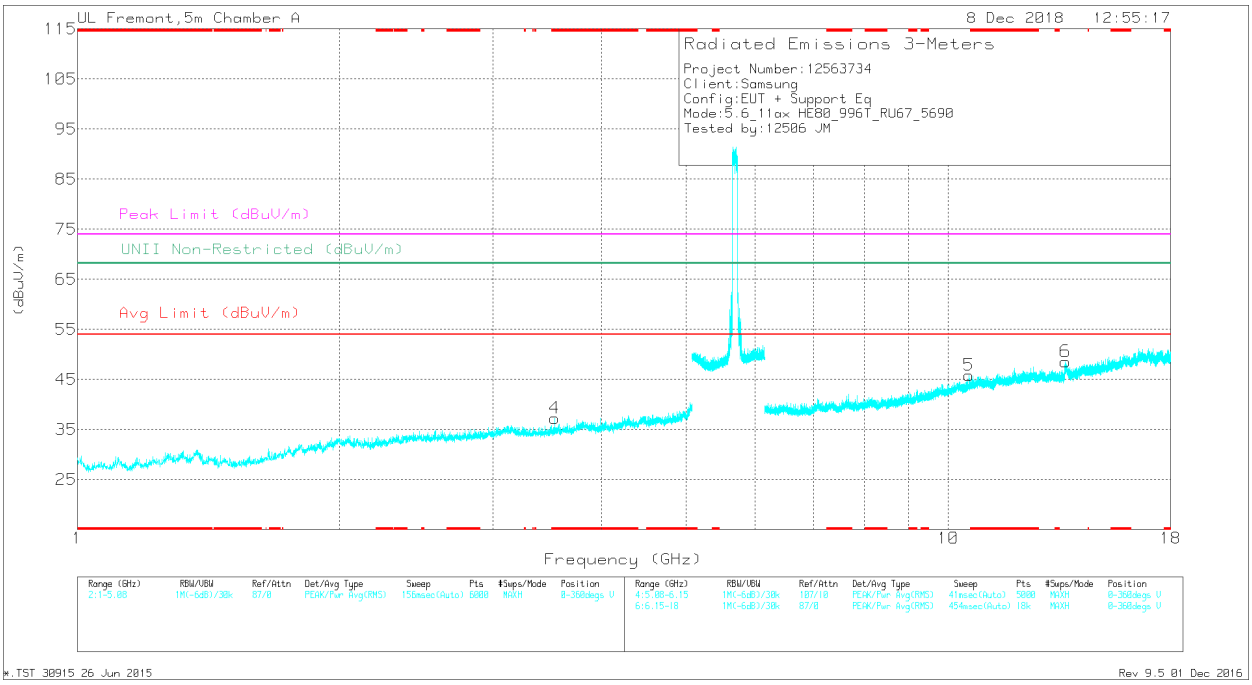

VERTICAL

UL VERIFICATION SERVICES INC.
47173 Benicia Street, Fremont, CA 94538; USA TEL:(510) 771-1000 FAX:(510) 661-0888
This report shall not be reproduced except in full, without the written approval of UL Verification Services Inc.

RADIATED EMISSIONS

Frequency (GHz)	Meter Reading (dBuV)	Det	AF T34S (dB/m)	Amp/Cbl/Fltr/Pad (dB)	DC Corr (dB)	Corrected Reading (dBuV/m)	Avg Limit (dBuV/m)	Margin (dB)	Peak Limit (dBuV/m)	PK Margin (dB)	UNII Non-Restricted (dBuV/m)	PK Margin (dB)	Azimuth (Degs)	Height (cm)	Polarity
* 2.335	38.24	PK-U	31.7	-29.8	0	40.14	-	-	74	-33.86	-	-	78	123	H
* 2.335	26.63	ADR	31.7	-29.8	1.89	30.42	54	-23.58	-	-	-	-	78	123	H
* 3.529	37.01	PK-U	33	-28.2	0	41.81	-	-	74	-32.19	-	-	95	134	V
* 3.533	25.57	ADR	33.1	-28.2	1.89	32.36	54	-21.64	-	-	-	-	95	134	V
9.248	32.43	PK-U	36.4	-20.6	0	48.23	-	-	-	-	68.2	-19.97	108	142	H
10.56	31.77	PK-U	37.8	-19	0	50.57	-	-	-	-	68.2	-17.63	107	166	V
13.618	32.95	PK-U	38.7	-17.6	0	54.05	-	-	-	-	68.2	-14.15	110	153	H
13.632	32.78	PK-U	38.9	-17.8	0	53.88	-	-	-	-	68.2	-14.32	114	188	V

* - indicates frequency in CFR47 Pt 15 / IC RSS-Restricted Band
PK-U - U-NII: Maximum Peak
ADR - U-NII AD primary method, RMS average

UL VERIFICATION SERVICES INC.
47173 Benicia Street, Fremont, CA 94538; USA TEL:(510) 771-1000 FAX:(510) 661-0888
This report shall not be reproduced except in full, without the written approval of UL Verification Services Inc.

2TX Antenna 1 + Antenna 2 OFDMA MODE – 484-Tones, RU Index 65

BANDEDGE (LOW CHANNEL)

HORIZONTAL RESULT

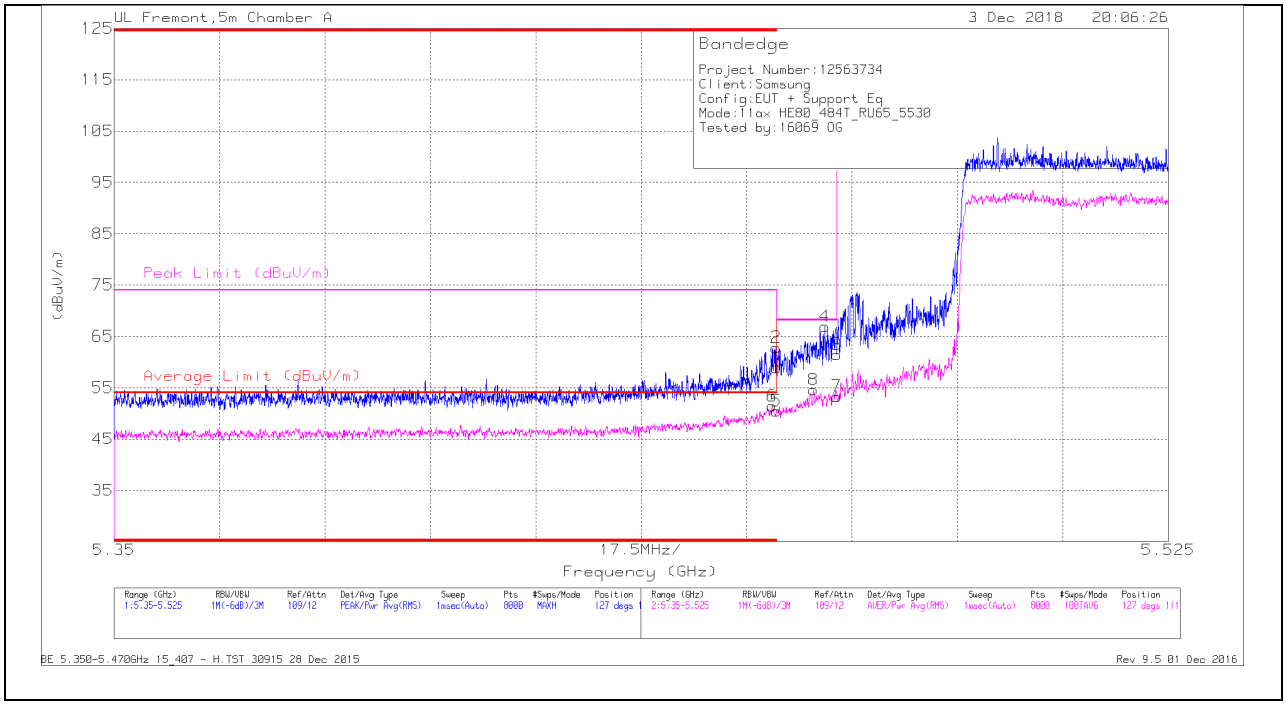

Trace Markers

Marker	Frequency (GHz)	Meter Reading (dBuV)	Det	AF T345 (dB/m)	Amp/Cbl/Fltr/Pad (dB)	DC Corr (dB)	Corrected Reading (dBuV/m)	Average Limit (dBuV/m)	Margin (dB)	Peak Limit (dBuV/m)	PK Margin (dB)	Azimuth (Degs)	Height (cm)	Polarity
1	* 5.46	42.46	Pk	34.6	-18.1	0	58.96	-	-	74	-15.04	127	111	H
2	* 5.46	46.34	Pk	34.6	-18.1	0	62.84	-	-	74	-11.16	127	111	H
5	* 5.46	32.77	RMS	34.6	-18.1	1.22	50.49	54	-3.51	-	-	127	111	H
6	* 5.459	33.68	RMS	34.6	-18.1	1.22	51.4	54	-2.6	-	-	127	111	H
8	5.466	36.78	RMS	34.6	-18	1.22	54.6	-	-	-	-	127	111	H
4	5.468	50.33	Pk	34.6	-18	0	66.93	-	-	68.2	-1.27	127	111	H
3	5.47	44.87	Pk	34.6	-18	0	61.47	-	-	68.2	-6.73	127	111	H
7	5.47	35.46	RMS	34.6	-18	1.22	53.28	-	-	-	-	127	111	H

* - indicates frequency in CFR47 Pt 15 / IC RSS-Restricted Band
Pk - Peak detector
RMS - RMS detection

UL VERIFICATION SERVICES INC.
47173 Benicia Street, Fremont, CA 94538; USA TEL:(510) 771-1000 FAX:(510) 661-0888
This report shall not be reproduced except in full, without the written approval of UL Verification Services Inc.

VERTICAL RESULT

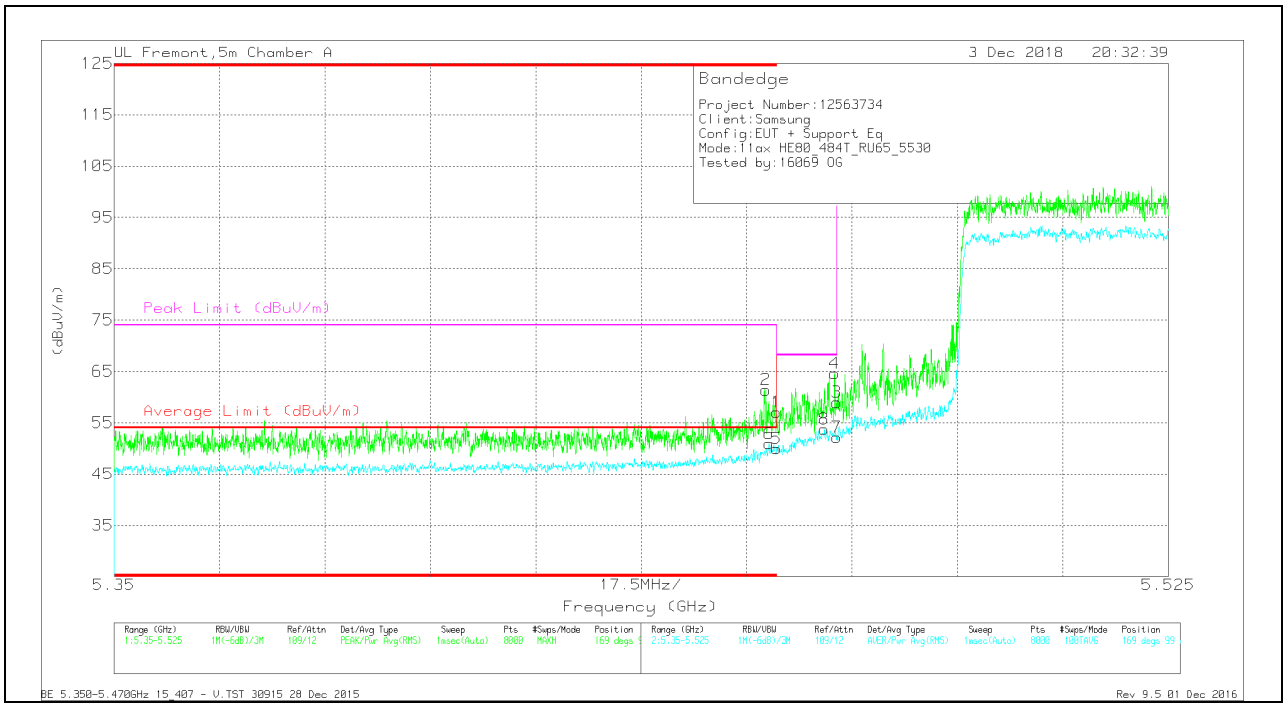

Trace Markers

Marker	Frequency (GHz)	Meter Reading (dBuV)	Det	AF T345 (dB/m)	Amp/Cbl/Fltr/Pad (dB)	DC Corr (dB)	Corrected Reading (dBuV/m)	Average Limit (dBuV/m)	Margin (dB)	Peak Limit (dBuV/m)	PK Margin (dB)	Azimuth (Degs)	Height (cm)	Polarity
1	* 5.46	40.53	Pk	34.6	-18.1	0	57.03	-	-	74	-16.97	169	99	V
2	* 5.458	44.9	Pk	34.6	-18.1	0	61.4	-	-	74	-12.6	169	99	V
5	* 5.46	32.22	RMS	34.6	-18.1	1.22	49.94	54	-4.06	-	-	169	99	V
6	* 5.459	33.2	RMS	34.6	-18.1	1.22	50.92	54	-3.08	-	-	169	99	V
8	5.468	35.94	RMS	34.6	-18	1.22	53.76	-	-	-	-	169	99	V
3	5.47	42.35	Pk	34.6	-18	0	58.95	-	-	68.2	-9.25	169	99	V
4	5.47	48.01	Pk	34.6	-18	0	64.61	-	-	68.2	-3.59	169	99	V
7	5.47	34.32	RMS	34.6	-18	1.22	52.14	-	-	-	-	169	99	V

* - indicates frequency in CFR47 Pt 15 / IC RSS-Restricted Band
Pk - Peak detector
RMS - RMS detection

UL VERIFICATION SERVICES INC.
47173 Benicia Street, Fremont, CA 94538; USA TEL:(510) 771-1000 FAX:(510) 661-0888
This report shall not be reproduced except in full, without the written approval of UL Verification Services Inc.

2TX Antenna 1 + Antenna 2 OFDMA MODE – 484-Tones, RU Index 66

BANDEDGE (HIGH CHANNEL)

HORIZONTAL RESULT

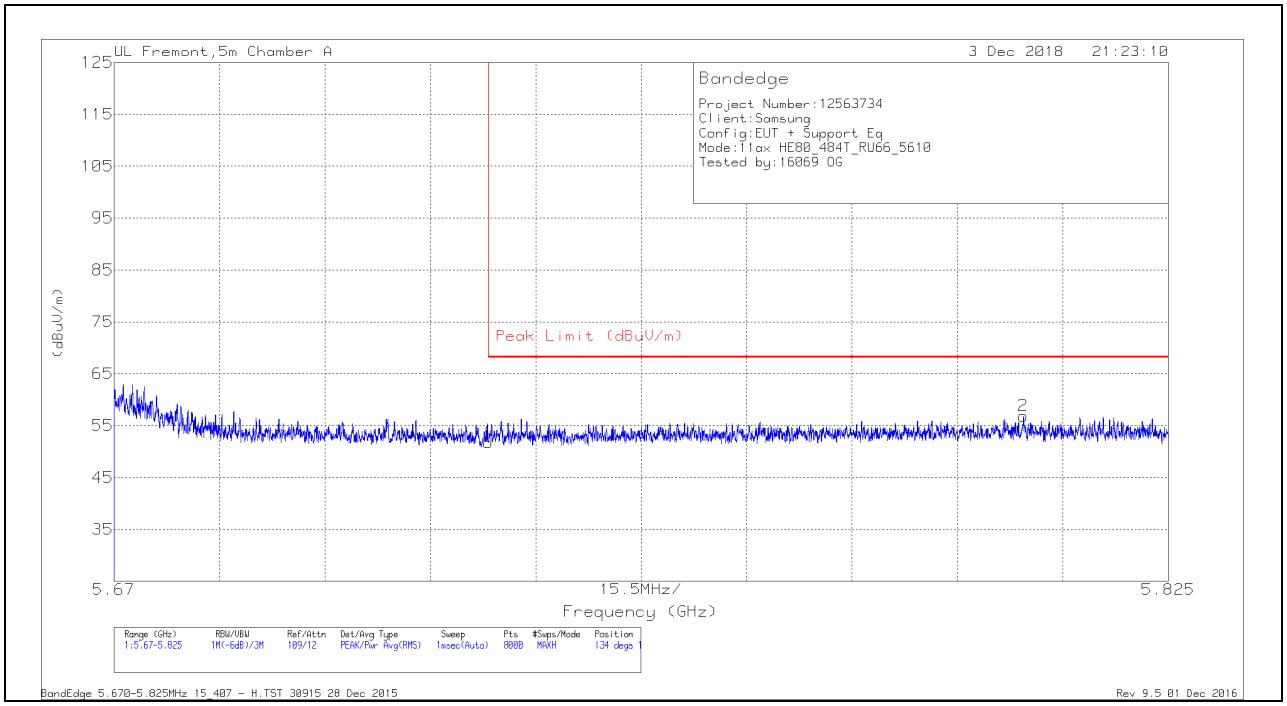

Trace Markers

Marker	Frequency (GHz)	Meter Reading (dBuV)	Det	AF T345 (dB/m)	Amp/Cbl/Fltr/Pad (dB)	DC Corr (dB)	Corrected Reading (dBuV/m)	Peak Limit (dBuV/m)	PK Margin (dB)	Azimuth (Degs)	Height (cm)	Polarity
1	5.725	34.85	Pk	35	-18.1	0	51.75	68.2	-16.45	134	102	H
2	5.804	39.58	Pk	35	-17.7	0	56.88	68.2	-11.32	134	102	H

* - indicates frequency in CFR47 Pt 15 / IC RSS-Restricted Band
Pk - Peak detector

UL VERIFICATION SERVICES INC.
47173 Benicia Street, Fremont, CA 94538; USA TEL:(510) 771-1000 FAX:(510) 661-0888
This report shall not be reproduced except in full, without the written approval of UL Verification Services Inc.

VERTICAL RESULT

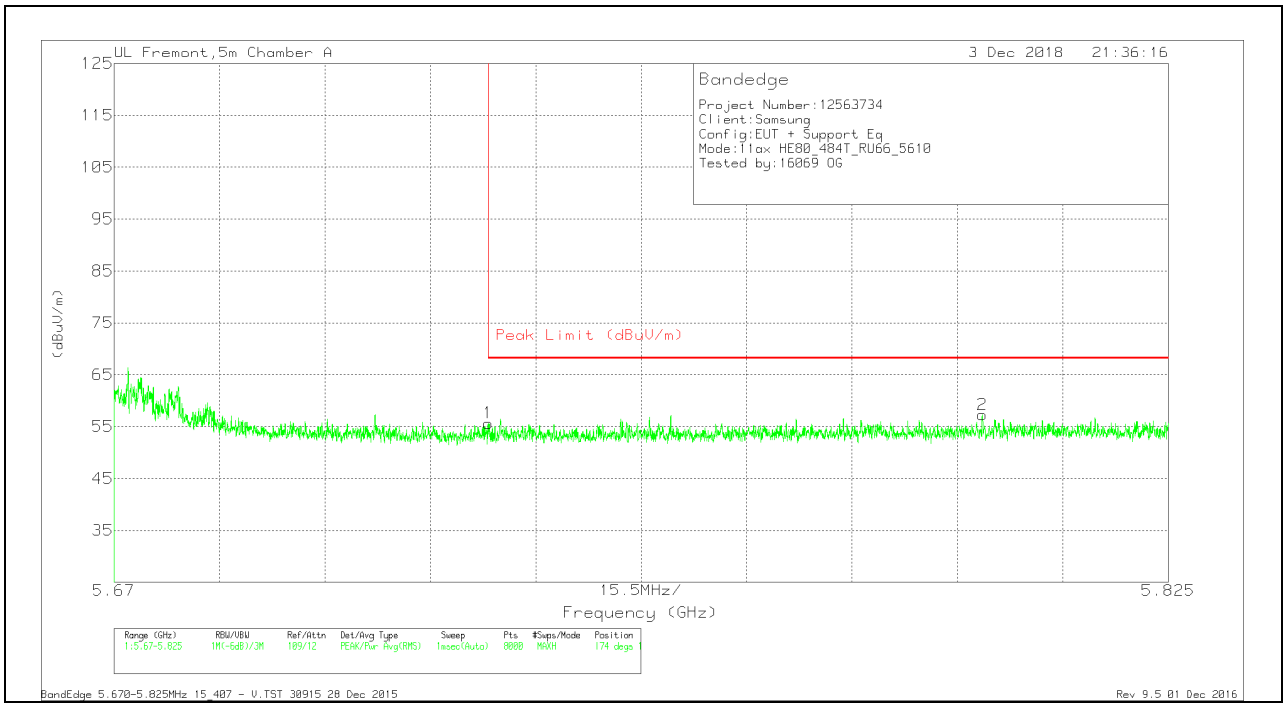

Trace Markers

Marker	Frequency (GHz)	Meter Reading (dBuV)	Det	AF T345 (dB/m)	Amp/Cbl/Fltr/Pad (dB)	DC Corr (dB)	Corrected Reading (dBuV/m)	Peak Limit (dBuV/m)	PK Margin (dB)	Azimuth (Degs)	Height (cm)	Polarity
1	5.725	38.76	Pk	35	-18.1	0	55.66	68.2	-12.54	174	111	V
2	5.798	40.08	Pk	35	-17.8	0	57.28	68.2	-10.92	174	111	V

* - indicates frequency in CFR47 Pt 15 / IC RSS-Restricted Band
Pk - Peak detector

UL VERIFICATION SERVICES INC.
47173 Benicia Street, Fremont, CA 94538; USA TEL:(510) 771-1000 FAX:(510) 661-0888
This report shall not be reproduced except in full, without the written approval of UL Verification Services Inc.

2TX Antenna 1 + Antenna 2 OFDMA MODE – 242-Tones, RU Index 61

BANDEDGE (LOW CHANNEL)

HORIZONTAL RESULT

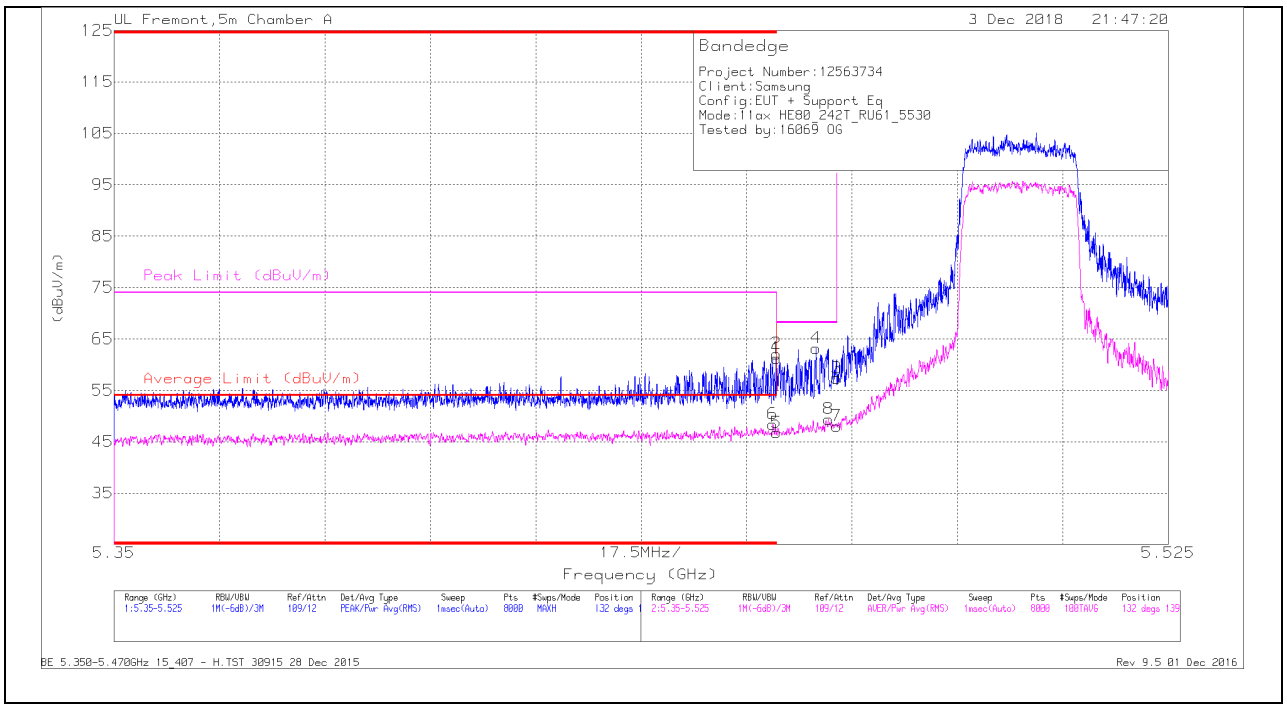

Trace Markers

Marker	Frequency (GHz)	Meter Reading (dBuV)	Det	AF T345 (dB/m)	Amp/Cbl/Fltr/Pad (dB)	DC Corr (dB)	Corrected Reading (dBuV/m)	Average Limit (dBuV/m)	Margin (dB)	Peak Limit (dBuV/m)	PK Margin (dB)	Azimuth (Degs)	Height (cm)	Polarity
1	* 5.46	44.75	Pk	34.6	-18.1	0	61.25	-	-	74	-12.75	132	139	H
2	* 5.46	45.62	Pk	34.6	-18.1	0	62.12	-	-	74	-11.88	132	139	H
5	* 5.46	29.61	RMS	34.6	-18.1	.72	46.83	54	-7.17	-	-	132	139	H
6	* 5.459	31.26	RMS	34.6	-18.1	.72	48.48	54	-5.52	-	-	132	139	H
4	5.467	46.62	Pk	34.6	-18	0	63.22	-	-	68.2	-4.98	132	139	H
8	5.469	32.04	RMS	34.6	-17.9	.72	49.45	-	-	-	-	132	139	H
3	5.47	40.76	Pk	34.6	-18	0	57.36	-	-	68.2	-10.84	132	139	H
7	5.47	30.79	RMS	34.6	-18	.72	48.11	-	-	-	-	132	139	H

* - indicates frequency in CFR47 Pt 15 / IC RSS-Restricted Band
Pk - Peak detector
RMS - RMS detection

UL VERIFICATION SERVICES INC.
47173 Benicia Street, Fremont, CA 94538; USA TEL:(510) 771-1000 FAX:(510) 661-0888
This report shall not be reproduced except in full, without the written approval of UL Verification Services Inc.

VERTICAL RESULT

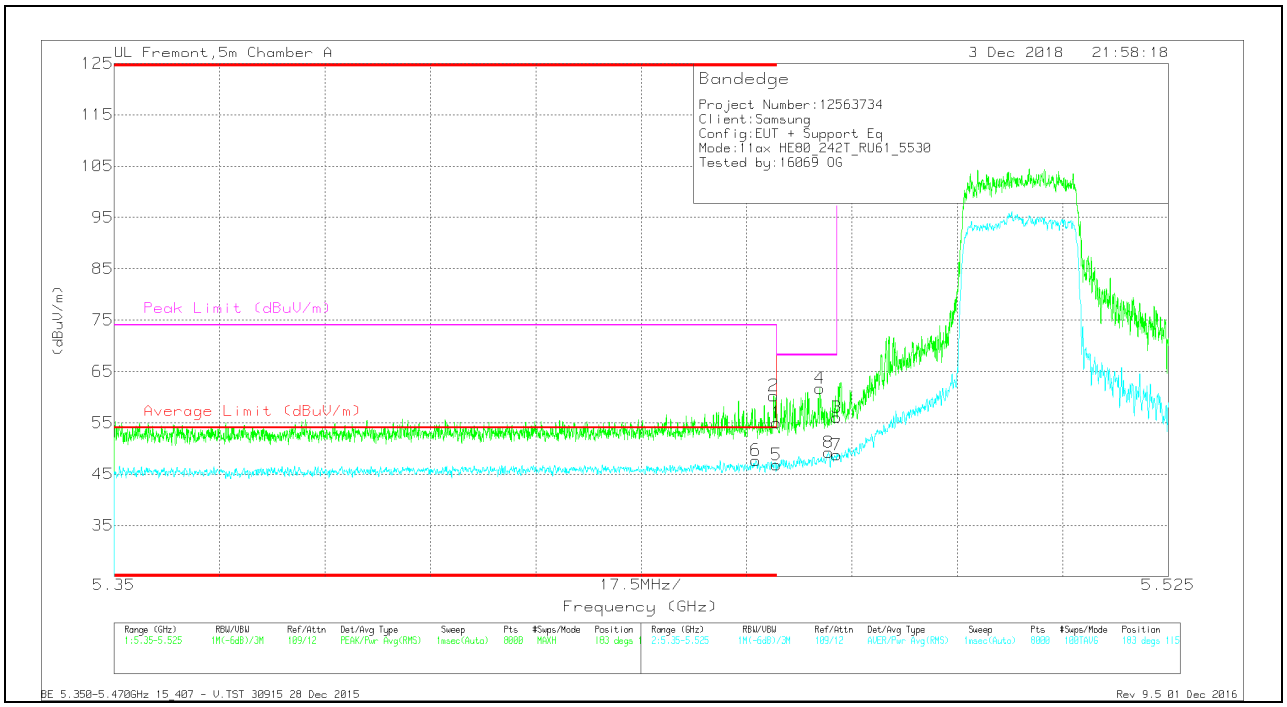

Trace Markers

Marker	Frequency (GHz)	Meter Reading (dBuV)	Det	AF T345 (dB/m)	Amp/Cbl/Fltr/Pad (dB)	DC Corr (dB)	Corrected Reading (dBuV/m)	Average Limit (dBuV/m)	Margin (dB)	Peak Limit (dBuV/m)	PK Margin (dB)	Azimuth (Degs)	Height (cm)	Polarity
1	* 5.46	38.49	Pk	34.6	-18.1	0	54.99	-	-	74	-19.01	183	115	V
2	* 5.459	43.76	Pk	34.6	-18.1	0	60.26	-	-	74	-13.74	183	115	V
5	* 5.46	29.58	RMS	34.6	-18.1	.72	46.8	54	-7.2	-	-	183	115	V
6	* 5.457	30.45	RMS	34.6	-18.1	.72	47.67	54	-6.33	-	-	183	115	V
4	5.467	45.12	Pk	34.6	-18	0	61.72	-	-	68.2	-6.48	183	115	V
8	5.469	31.81	RMS	34.6	-17.9	.72	49.23	-	-	-	-	183	115	V
3	5.47	39.48	Pk	34.6	-18	0	56.08	-	-	68.2	-12.12	183	115	V
7	5.47	31.43	RMS	34.6	-18	.72	48.75	-	-	-	-	183	115	V

* - indicates frequency in CFR47 Pt 15 / IC RSS-Restricted Band
Pk - Peak detector
RMS - RMS detection

UL VERIFICATION SERVICES INC.
47173 Benicia Street, Fremont, CA 94538; USA TEL:(510) 771-1000 FAX:(510) 661-0888
This report shall not be reproduced except in full, without the written approval of UL Verification Services Inc.

2TX Antenna 1 + Antenna 2 OFDMA MODE – 242-Tones, RU Index 64

BANDEDGE (HIGH CHANNEL)

HORIZONTAL RESULT

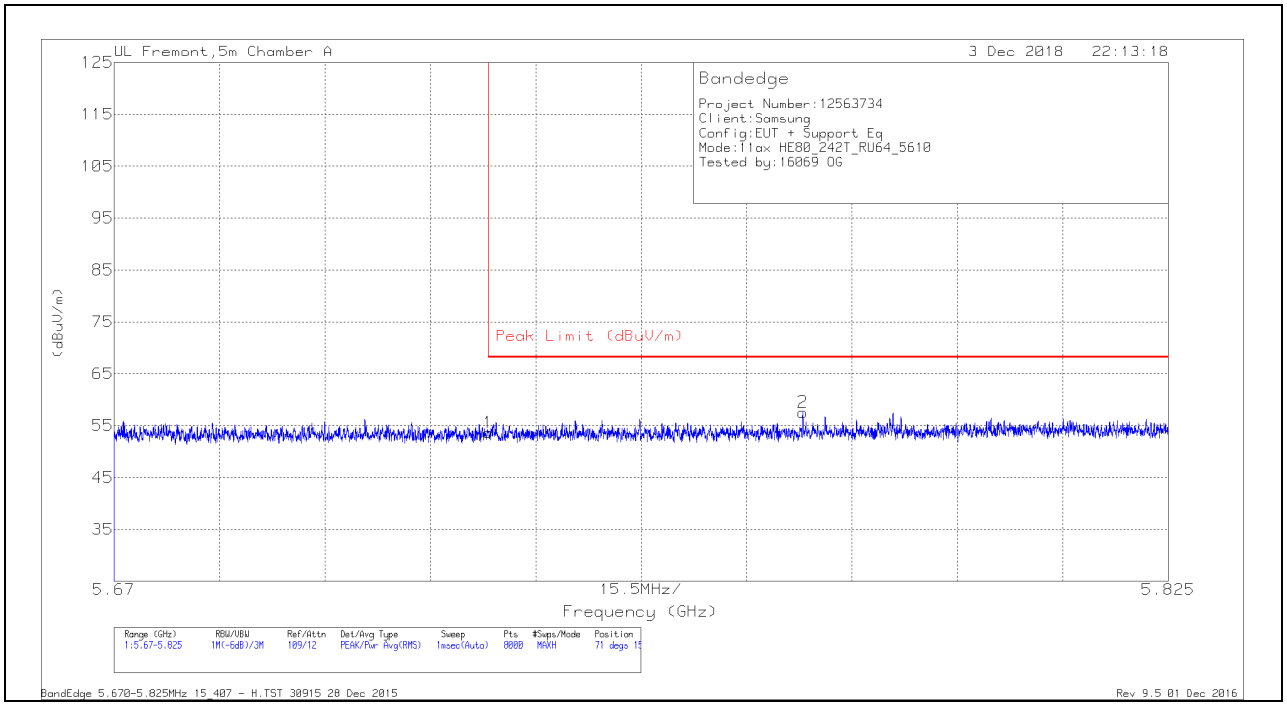

Trace Markers

Marker	Frequency (GHz)	Meter Reading (dBuV)	Det	AF T345 (dB/m)	Amp/Cbl/Fltr/Pad (dB)	DC Corr (dB)	Corrected Reading (dBuV/m)	Peak Limit (dBuV/m)	PK Margin (dB)	Azimuth (Degs)	Height (cm)	Polarity
1	5.725	36.74	Pk	35	-18.1	0	53.64	68.2	-14.56	71	153	H
2	5.771	40.36	Pk	35	-17.8	0	57.56	68.2	-10.64	71	153	H

* - indicates frequency in CFR47 Pt 15 / IC RSS-Restricted Band
Pk - Peak detector

UL VERIFICATION SERVICES INC.
47173 Benicia Street, Fremont, CA 94538; USA TEL:(510) 771-1000 FAX:(510) 661-0888
This report shall not be reproduced except in full, without the written approval of UL Verification Services Inc.

VERTICAL RESULT

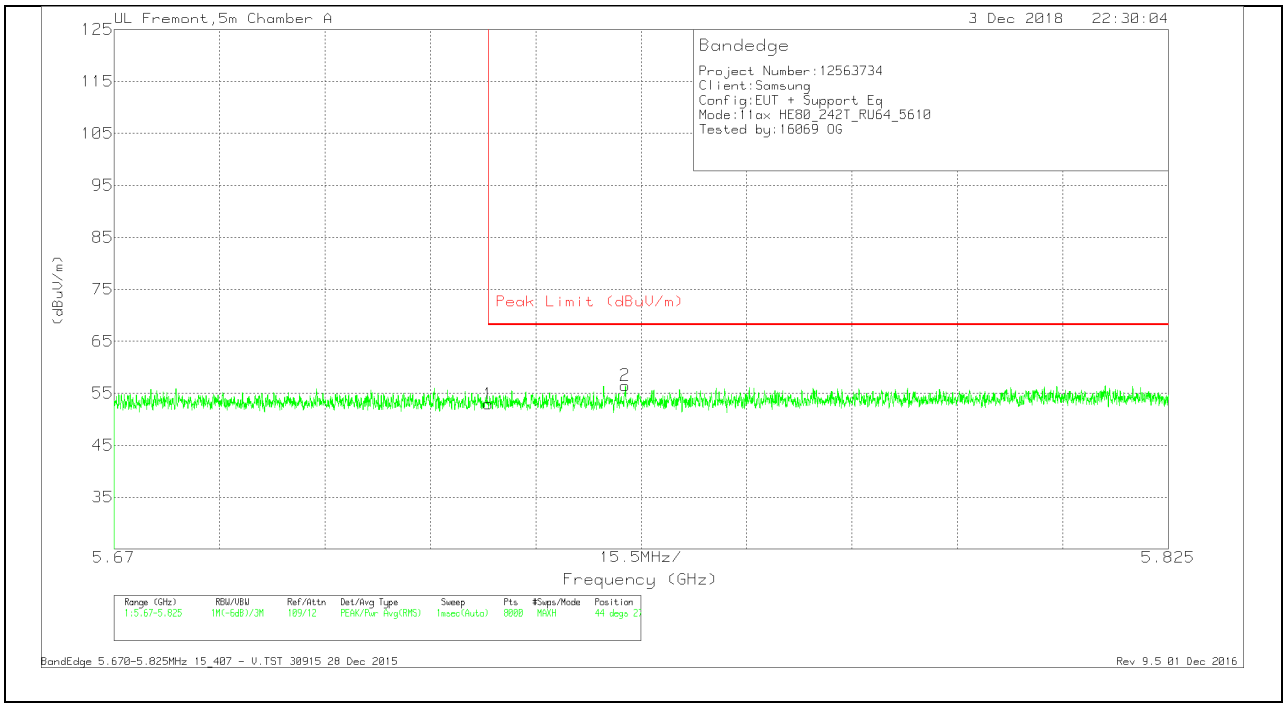

Trace Markers

Marker	Frequency (GHz)	Meter Reading (dBuV)	Det	AF T345 (dB/m)	Amp/Cbl/Fltr/Pad (dB)	DC Corr (dB)	Corrected Reading (dBuV/m)	Peak Limit (dBuV/m)	PK Margin (dB)	Azimuth (Degs)	Height (cm)	Polarity
1	5.725	36.03	Pk	35	-18.1	0	52.93	68.2	-15.27	44	273	V
2	5.745	39.4	Pk	35	-17.9	0	56.5	68.2	-11.7	44	273	V

* - indicates frequency in CFR47 Pt 15 / IC RSS-Restricted Band
Pk - Peak detector

UL VERIFICATION SERVICES INC.
47173 Benicia Street, Fremont, CA 94538; USA TEL:(510) 771-1000 FAX:(510) 661-0888
This report shall not be reproduced except in full, without the written approval of UL Verification Services Inc.

2TX Antenna 1 + Antenna 2 OFDMA MODE – 106-Tones, RU Index 53

BANDEDGE (LOW CHANNEL)

HORIZONTAL RESULT

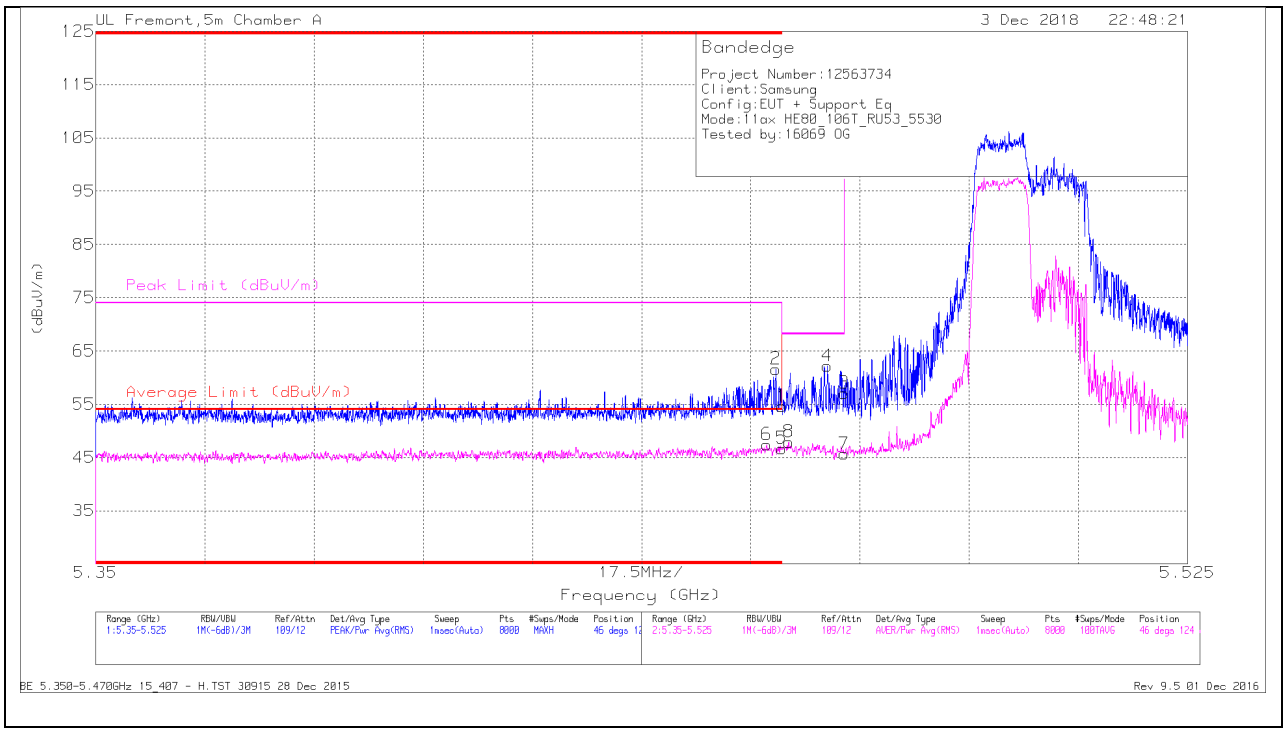

Trace Markers

Marker	Frequency (GHz)	Meter Reading (dBuV)	Det	AF T345 (dB/m)	Amp/Cbl/Fltr/Pad (dB)	DC Corr (dB)	Corrected Reading (dBuV/m)	Average Limit (dBuV/m)	Margin (dB)	Peak Limit (dBuV/m)	PK Margin (dB)	Azimuth (Degs)	Height (cm)	Polarity
6	* 5.458	30.56	RMS	34.6	-18.1	.36	47.42	54	-6.58	-	-	46	124	H
2	* 5.459	45.11	Pk	34.6	-18.1	0	61.61	-	-	74	-12.39	46	124	H
1	* 5.46	38.07	Pk	34.6	-18.1	0	54.57	-	-	74	-19.43	46	124	H
5	* 5.46	29.85	RMS	34.6	-18.1	.36	46.71	54	-7.29	-	-	46	124	H
8	5.461	30.97	RMS	34.6	-18	.36	47.93	-	-	-	-	46	124	H
4	5.467	45.58	Pk	34.6	-18	0	62.18	-	-	68.2	-6.02	46	124	H
3	5.47	40.48	Pk	34.6	-18	0	57.08	-	-	68.2	-11.12	46	124	H
7	5.47	28.7	RMS	34.6	-18	.36	45.66	-	-	-	-	46	124	H

* - indicates frequency in CFR47 Pt 15 / IC RSS-Restricted Band
Pk - Peak detector
RMS - RMS detection

UL VERIFICATION SERVICES INC.
47173 Benicia Street, Fremont, CA 94538; USA TEL:(510) 771-1000 FAX:(510) 661-0888
This report shall not be reproduced except in full, without the written approval of UL Verification Services Inc.

VERTICAL RESULT

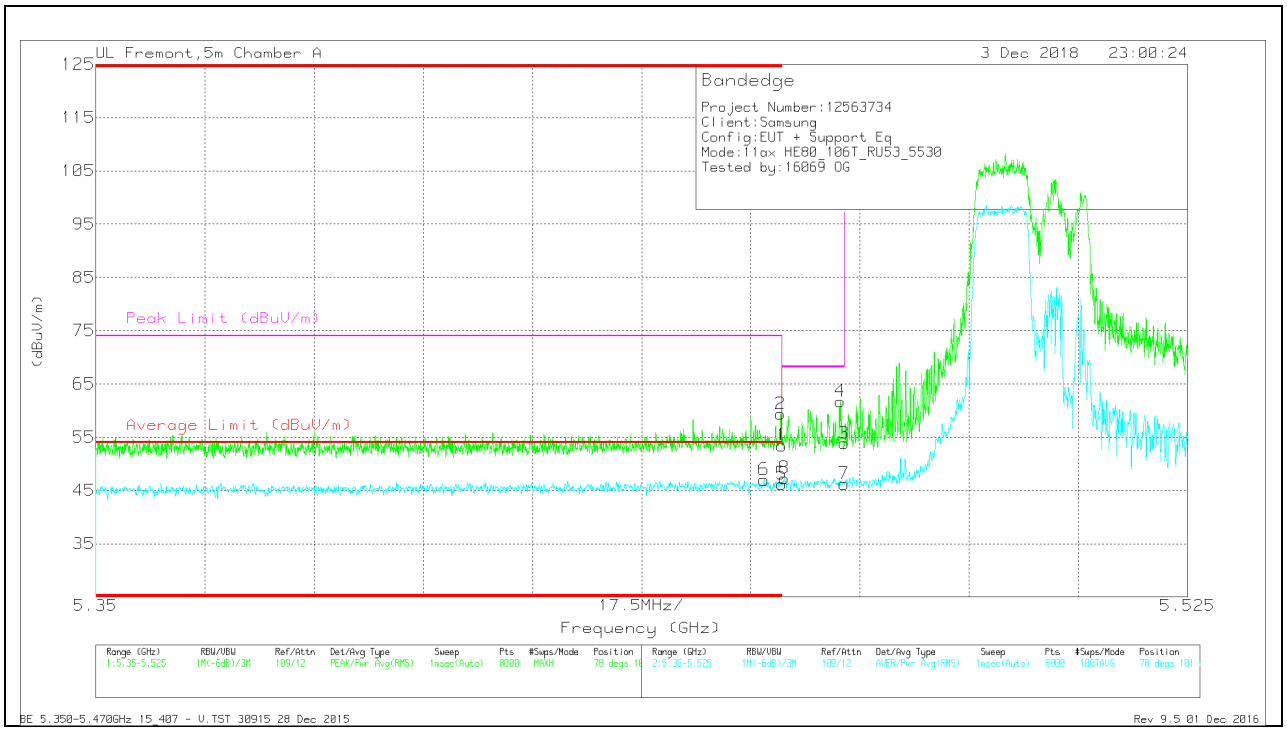

Trace Markers

Marker	Frequency (GHz)	Meter Reading (dBuV)	Det	AF T345 (dB/m)	Amp/Cbl/Fltr/Pad (dB)	DC Corr (dB)	Corrected Reading (dBuV/m)	Average Limit (dBuV/m)	Margin (dB)	Peak Limit (dBuV/m)	PK Margin (dB)	Azimuth (Degs)	Height (cm)	Polarity
6	* 5.457	30.13	RMS	34.6	-18.1	.36	46.99	54	-7.01	-	-	78	101	V
1	* 5.46	36.95	Pk	34.6	-18.1	0	53.45	-	-	74	-20.55	78	101	V
2	* 5.46	42.86	Pk	34.6	-18.1	0	59.36	-	-	74	-14.64	78	101	V
5	* 5.46	29.33	RMS	34.6	-18.1	.36	46.19	54	-7.81	-	-	78	101	V
8	5.46	30.43	RMS	34.6	-18.1	.36	47.29	-	-	-	-	78	101	V
4	5.469	45.13	Pk	34.6	-18	0	61.73	-	-	68.2	-6.47	78	101	V
3	5.47	37.25	Pk	34.6	-18	0	53.85	-	-	68.2	-14.35	78	101	V
7	5.47	29.29	RMS	34.6	-18	.36	46.25	-	-	-	-	78	101	V

* - indicates frequency in CFR47 Pt 15 / IC RSS-Restricted Band
Pk - Peak detector
RMS - RMS detection

UL VERIFICATION SERVICES INC.
47173 Benicia Street, Fremont, CA 94538; USA TEL:(510) 771-1000 FAX:(510) 661-0888
This report shall not be reproduced except in full, without the written approval of UL Verification Services Inc.

2TX Antenna 1 + Antenna 2 OFDMA MODE – 106-Tones, RU Index 60

BANDEDGE (HIGH CHANNEL)

HORIZONTAL RESULT

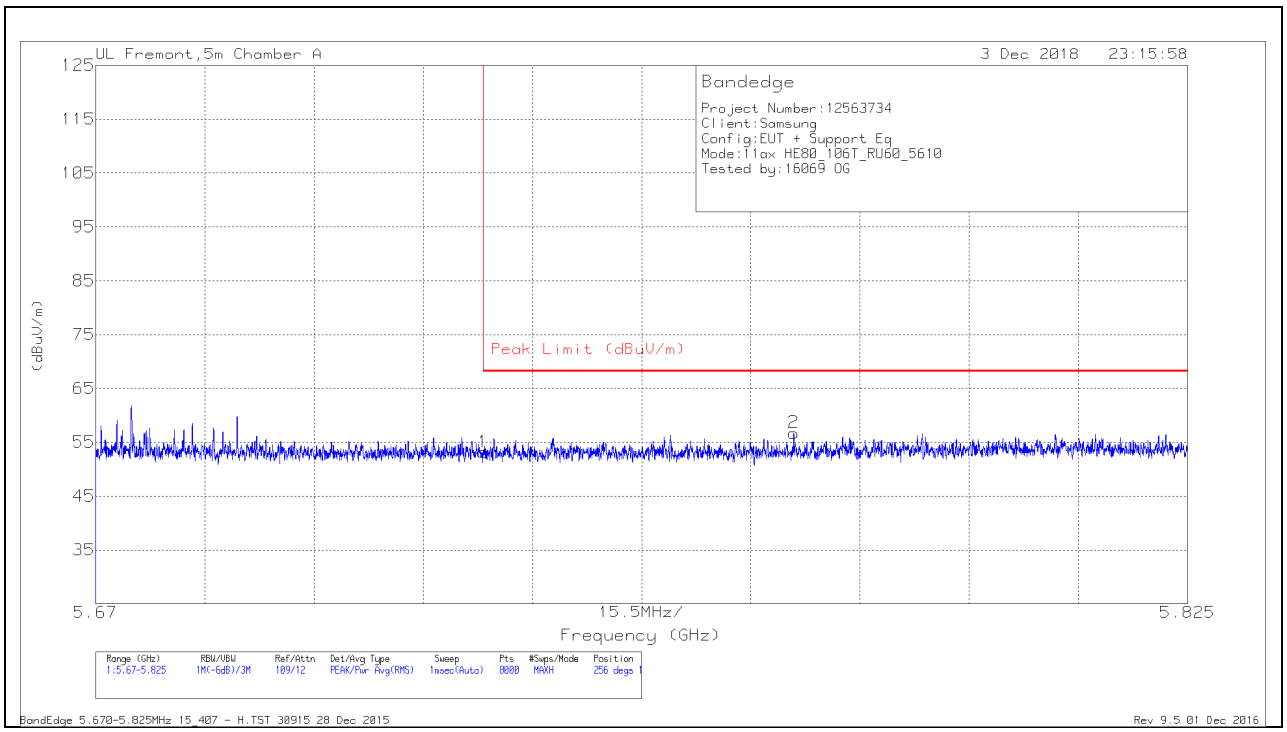

Trace Markers

Marker	Frequency (GHz)	Meter Reading (dBuV)	Det	AF T345 (dB/m)	Amp/Cbl/Fltr/Pad (dB)	DC Corr (dB)	Corrected Reading (dBuV/m)	Peak Limit (dBuV/m)	PK Margin (dB)	Azimuth (Degs)	Height (cm)	Polarity
1	5.725	36.27	Pk	35	-18.1	0	53.17	68.2	-15.03	256	113	H
2	5.769	39.65	Pk	35	-17.9	0	56.75	68.2	-11.45	256	113	H

* - indicates frequency in CFR47 Pt 15 / IC RSS-Restricted Band
Pk - Peak detector

UL VERIFICATION SERVICES INC.
47173 Benicia Street, Fremont, CA 94538; USA TEL:(510) 771-1000 FAX:(510) 661-0888
This report shall not be reproduced except in full, without the written approval of UL Verification Services Inc.

VERTICAL RESULT

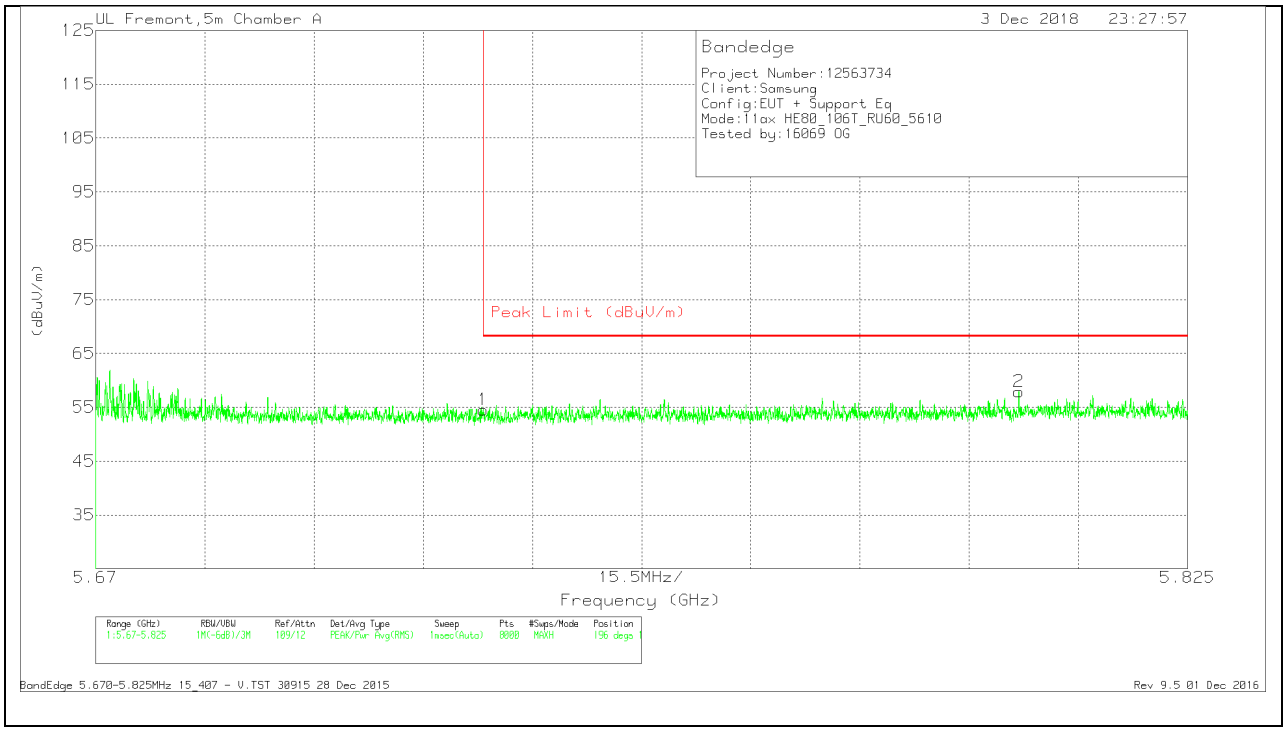

Trace Markers

Marker	Frequency (GHz)	Meter Reading (dBuV)	Det	AF T345 (dB/m)	Amp/Cbl/Fltr/Pad (dB)	DC Corr (dB)	Corrected Reading (dBuV/m)	Peak Limit (dBuV/m)	PK Margin (dB)	Azimuth (Degs)	Height (cm)	Polarity
1	5.725	37.59	Pk	35	-18.1	0	54.49	68.2	-13.71	196	113	V
2	5.801	40.61	Pk	35	-17.7	0	57.91	68.2	-10.29	196	113	V

* - indicates frequency in CFR47 Pt 15 / IC RSS-Restricted Band
Pk - Peak detector

UL VERIFICATION SERVICES INC.
47173 Benicia Street, Fremont, CA 94538; USA TEL:(510) 771-1000 FAX:(510) 661-0888
This report shall not be reproduced except in full, without the written approval of UL Verification Services Inc.

2TX Antenna 1 + Antenna 2 OFDMA MODE – 52-Tones, RU Index 37

BANDEDGE (LOW CHANNEL)

HORIZONTAL RESULT

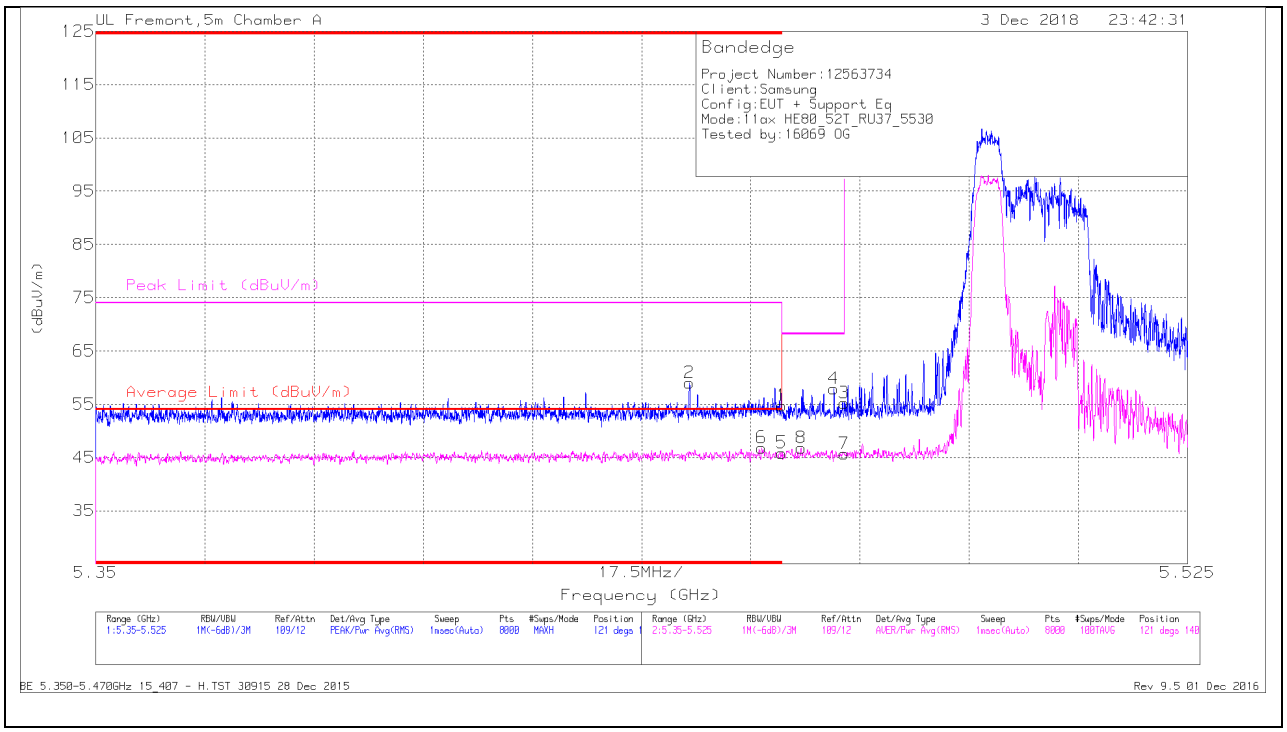

Trace Markers

Marker	Frequency (GHz)	Meter Reading (dBuV)	Det	AF T345 (dB/m)	Amp/Cbl/Fltr/Pad (dB)	DC Corr (dB)	Corrected Reading (dBuV/m)	Average Limit (dBuV/m)	Margin (dB)	Peak Limit (dBuV/m)	PK Margin (dB)	Azimuth (Degs)	Height (cm)	Polarity
2	* 5.445	42.4	Pk	34.6	-18	0	59	-	-	74	-15	121	140	H
6	* 5.457	30.15	RMS	34.6	-18.1	.16	46.81	54	-7.19	-	-	121	140	H
1	* 5.46	38.21	Pk	34.6	-18.1	0	54.71	-	-	74	-19.29	121	140	H
5	* 5.46	29.16	RMS	34.6	-18.1	.16	45.82	54	-8.18	-	-	121	140	H
8	5.463	30.02	RMS	34.6	-18	.16	46.78	-	-	-	-	121	140	H
4	5.468	41.17	Pk	34.6	-17.9	0	57.87	-	-	68.2	-10.33	121	140	H
3	5.47	38.62	Pk	34.6	-18	0	55.22	-	-	68.2	-12.98	121	140	H
7	5.47	28.9	RMS	34.6	-18	.16	45.66	-	-	-	-	121	140	H

* - indicates frequency in CFR47 Pt 15 / IC RSS-Restricted Band
Pk - Peak detector
RMS - RMS detection

UL VERIFICATION SERVICES INC.
47173 Benicia Street, Fremont, CA 94538; USA TEL:(510) 771-1000 FAX:(510) 661-0888
This report shall not be reproduced except in full, without the written approval of UL Verification Services Inc.

VERTICAL RESULT

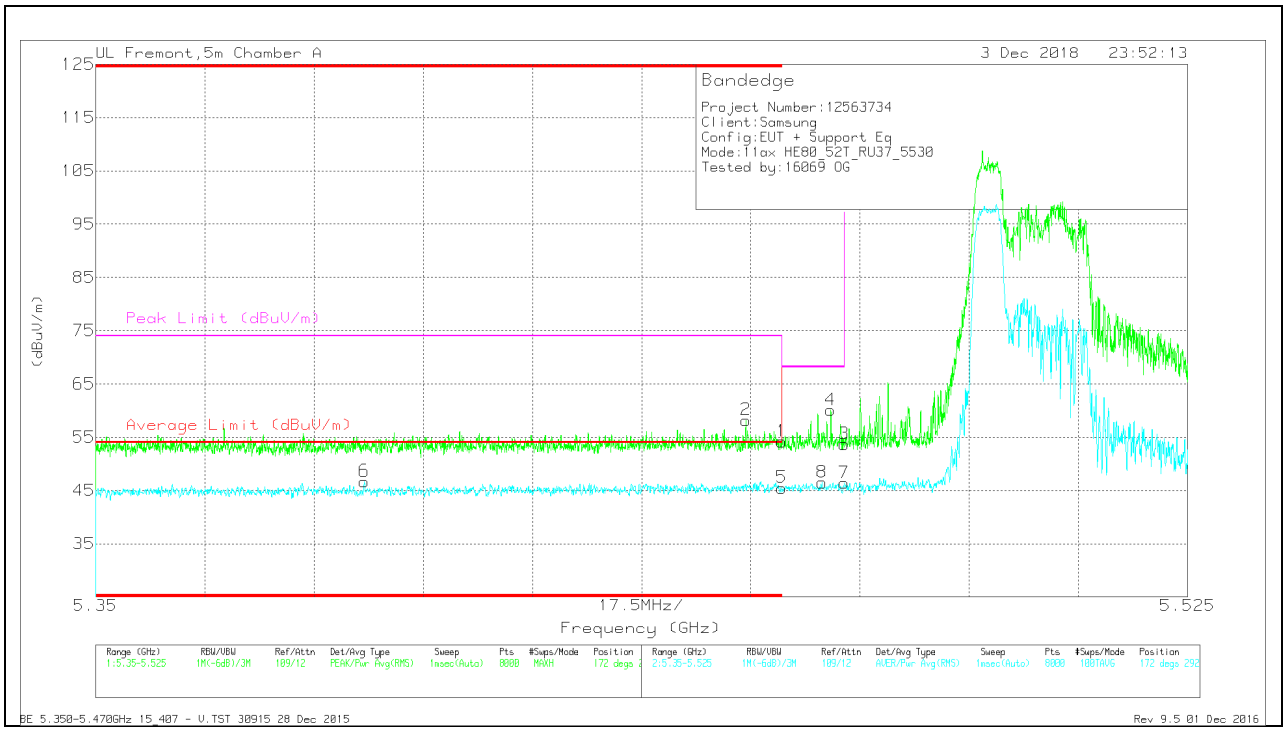

Trace Markers

Marker	Frequency (GHz)	Meter Reading (dBuV)	Det	AF T345 (dB/m)	Amp/Cbl/Fltr/Pad (dB)	DC Corr (dB)	Corrected Reading (dBuV/m)	Average Limit (dBuV/m)	Margin (dB)	Peak Limit (dBuV/m)	PK Margin (dB)	Azimuth (Degs)	Height (cm)	Polarity
6	* 5.393	29.94	RMS	34.6	-18	.16	46.7	54	-7.3	-	-	172	292	V
2	* 5.454	41.6	Pk	34.6	-18	0	58.2	-	-	74	-15.8	172	292	V
1	* 5.46	37.69	Pk	34.6	-18.1	0	54.19	-	-	74	-19.81	172	292	V
5	* 5.46	28.84	RMS	34.6	-18.1	.16	45.5	54	-8.5	-	-	172	292	V
8	5.466	29.73	RMS	34.6	-18	.16	46.49	-	-	-	-	172	292	V
4	5.468	43.49	Pk	34.6	-18	0	60.09	-	-	68.2	-8.11	172	292	V
3	5.47	37.1	Pk	34.6	-18	0	53.7	-	-	68.2	-14.5	172	292	V
7	5.47	29.63	RMS	34.6	-18	.16	46.39	-	-	-	-	172	292	V

* - indicates frequency in CFR47 Pt 15 / IC RSS-Restricted Band
Pk - Peak detector
RMS - RMS detection

UL VERIFICATION SERVICES INC.
47173 Benicia Street, Fremont, CA 94538; USA TEL:(510) 771-1000 FAX:(510) 661-0888
This report shall not be reproduced except in full, without the written approval of UL Verification Services Inc.

2TX Antenna 1 + Antenna 2 OFDMA MODE – 52-Tones, RU Index 52

BANDEDGE (HIGH CHANNEL)

HORIZONTAL RESULT

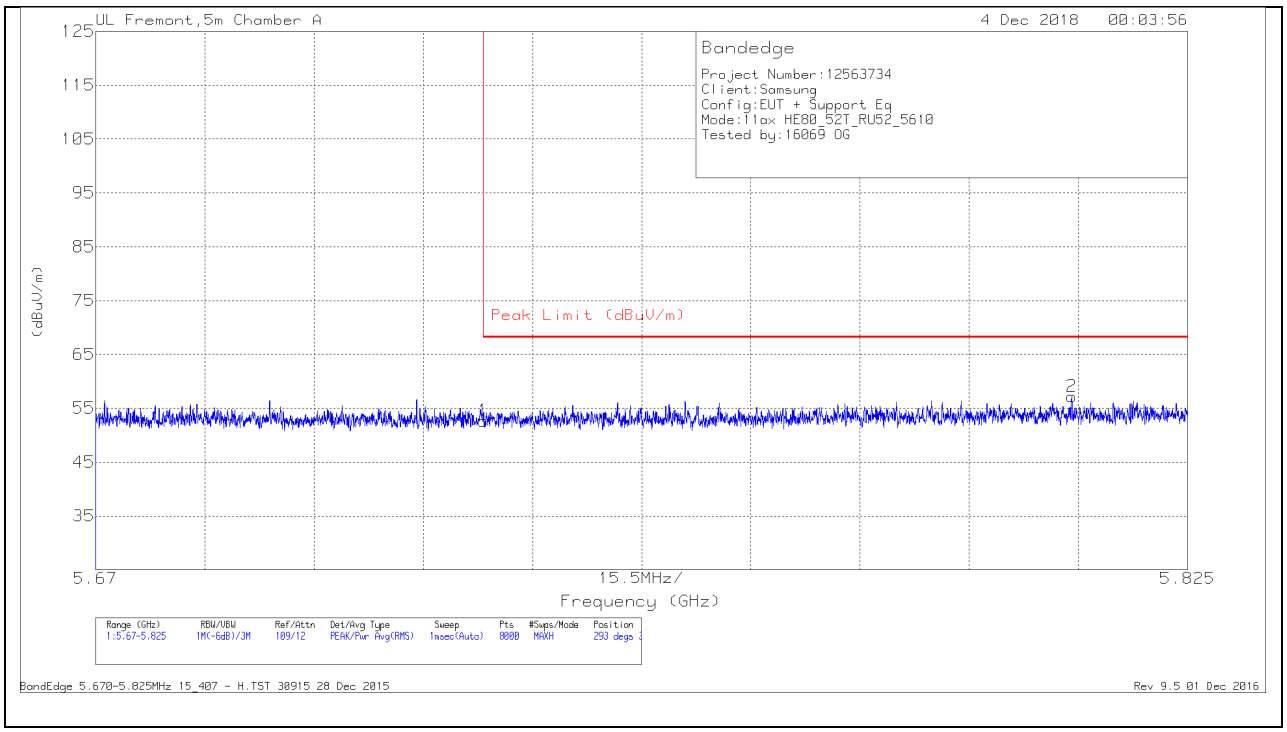

Trace Markers

Marker	Frequency (GHz)	Meter Reading (dBuV)	Det	AF T345 (dB/m)	Amp/Cbl/Fltr/Pad (dB)	DC Corr (dB)	Corrected Reading (dBuV/m)	Peak Limit (dBuV/m)	PK Margin (dB)	Azimuth (Degs)	Height (cm)	Polarity
1	5.725	35.76	Pk	35	-18.1	0	52.66	68.2	-15.54	293	326	H
2	5.809	39.86	Pk	35	-17.7	0	57.16	68.2	-11.04	293	326	H

* - indicates frequency in CFR47 Pt 15 / IC RSS-Restricted Band
Pk - Peak detector

UL VERIFICATION SERVICES INC.
47173 Benicia Street, Fremont, CA 94538; USA TEL:(510) 771-1000 FAX:(510) 661-0888
This report shall not be reproduced except in full, without the written approval of UL Verification Services Inc.

VERTICAL RESULT

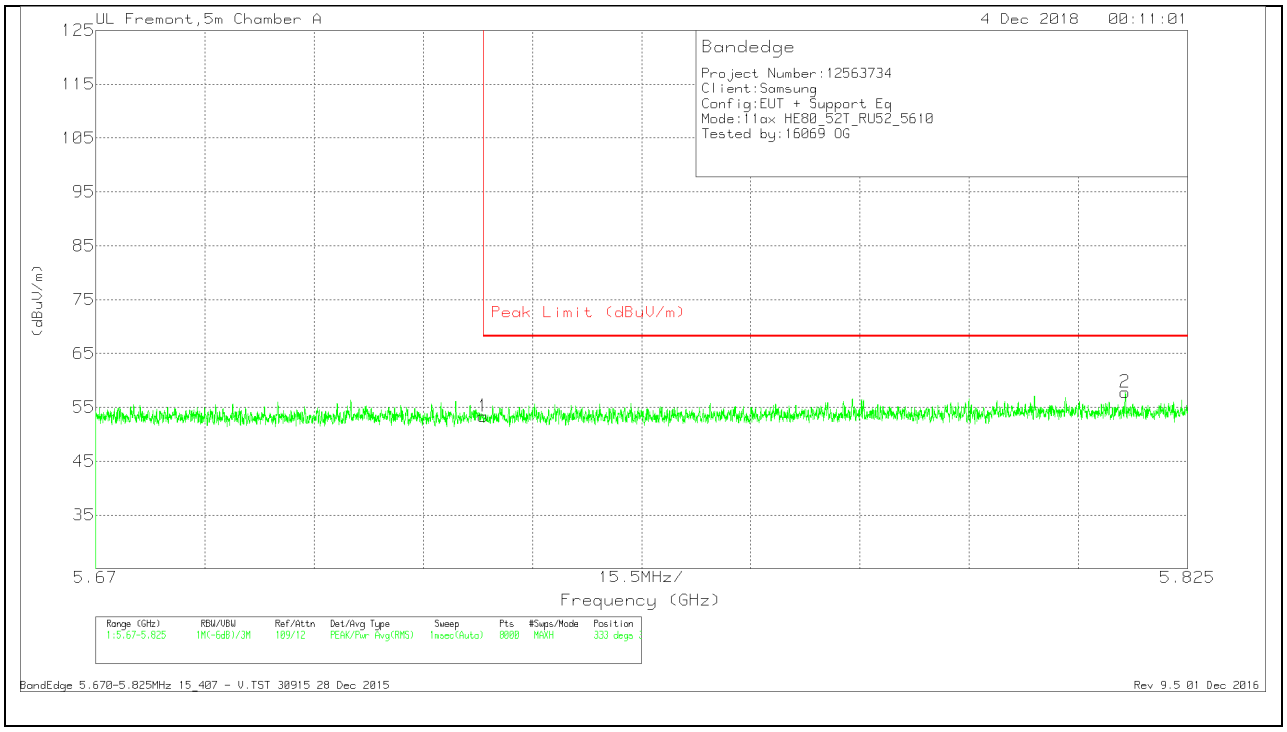

Trace Markers

Marker	Frequency (GHz)	Meter Reading (dBuV)	Det	AF T345 (dB/m)	Amp/Cbl/Fltr/Pad (dB)	DC Corr (dB)	Corrected Reading (dBuV/m)	Peak Limit (dBuV/m)	PK Margin (dB)	Azimuth (Degs)	Height (cm)	Polarity
1	5.725	36.43	Pk	35	-18.1	0	53.33	68.2	-14.87	333	394	V
2	5.816	40.62	Pk	35	-17.8	0	57.82	68.2	-10.38	333	394	V

* - indicates frequency in CFR47 Pt 15 / IC RSS-Restricted Band
Pk - Peak detector

UL VERIFICATION SERVICES INC.
47173 Benicia Street, Fremont, CA 94538; USA TEL:(510) 771-1000 FAX:(510) 661-0888
This report shall not be reproduced except in full, without the written approval of UL Verification Services Inc.

2TX Antenna 1 + Antenna 2 OFDMA MODE – 26-Tones, RU Index 0

BANDEDGE (LOW CHANNEL)

HORIZONTAL RESULT

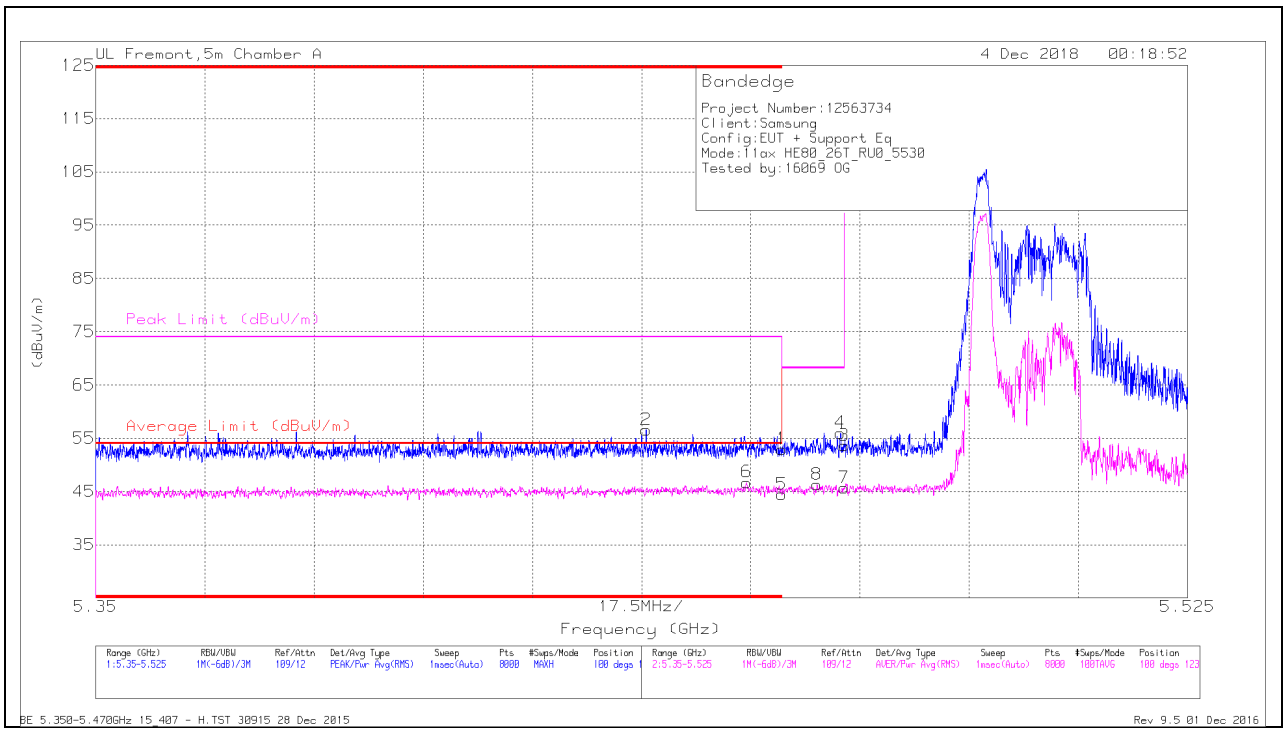

Trace Markers

Marker	Frequency (GHz)	Meter Reading (dBuV)	Det	AF T345 (dB/m)	Amp/Cbl/Fltr/Pad (dB)	DC Corr (dB)	Corrected Reading (dBuV/m)	Average Limit (dBuV/m)	Margin (dB)	Peak Limit (dBuV/m)	PK Margin (dB)	Azimuth (Degs)	Height (cm)	Polarity
2	* 5.438	39.97	Pk	34.6	-18	0	56.57	-	-	74	-17.43	100	123	H
6	* 5.454	30	RMS	34.6	-18	.12	46.72	54	-7.28	-	-	100	123	H
1	* 5.46	36.42	Pk	34.6	-18.1	0	52.92	-	-	74	-21.08	100	123	H
5	* 5.46	27.81	RMS	34.6	-18.1	.12	44.43	54	-9.57	-	-	100	123	H
8	5.466	29.55	RMS	34.6	-18	.12	46.27	-	-	-	-	100	123	H
4	5.469	39.37	Pk	34.6	-18	0	55.97	-	-	68.2	-12.23	100	123	H
3	5.47	37.02	Pk	34.6	-18	0	53.62	-	-	68.2	-14.58	100	123	H
7	5.47	28.94	RMS	34.6	-18	.12	45.66	-	-	-	-	100	123	H

* - indicates frequency in CFR47 Pt 15 / IC RSS-Restricted Band
Pk - Peak detector
RMS - RMS detection

UL VERIFICATION SERVICES INC.
47173 Benicia Street, Fremont, CA 94538; USA TEL:(510) 771-1000 FAX:(510) 661-0888
This report shall not be reproduced except in full, without the written approval of UL Verification Services Inc.

VERTICAL RESULT

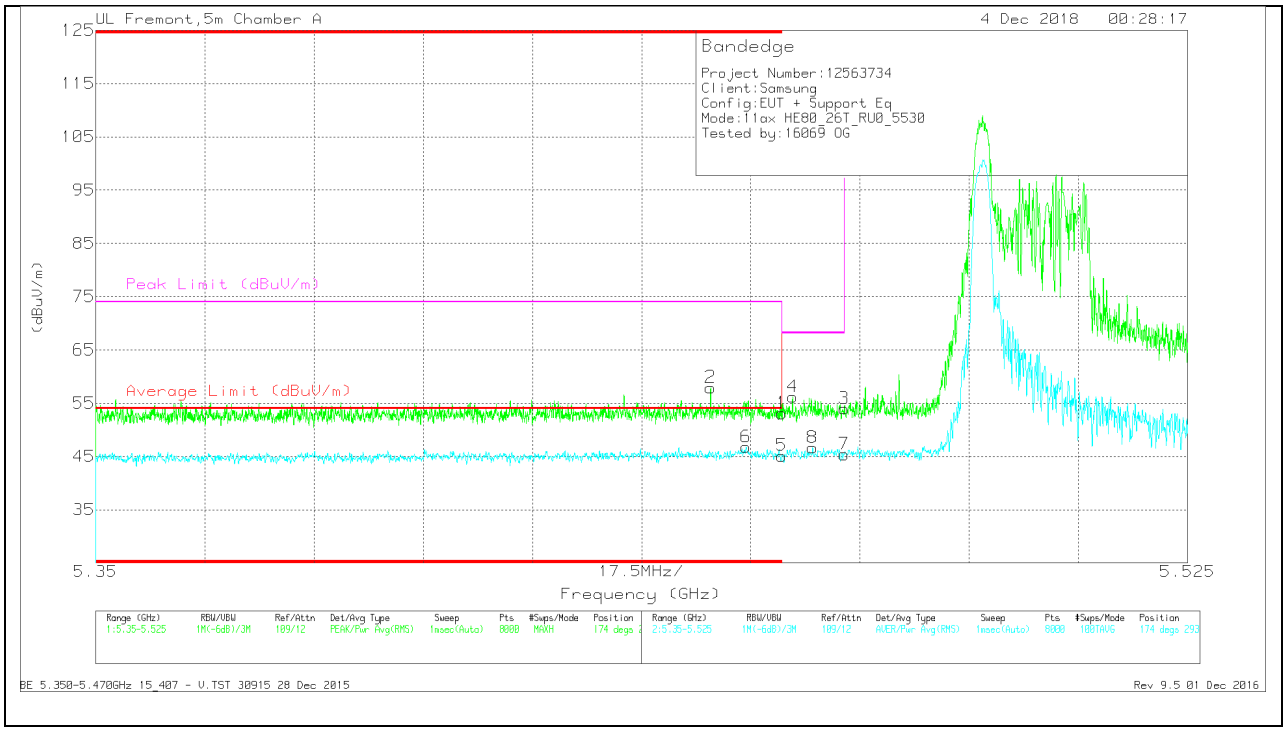

Trace Markers

Marker	Frequency (GHz)	Meter Reading (dBuV)	Det	AF T345 (dB/m)	Amp/Cbl/Fltr/Pad (dB)	DC Corr (dB)	Corrected Reading (dBuV/m)	Average Limit (dBuV/m)	Margin (dB)	Peak Limit (dBuV/m)	PK Margin (dB)	Azimuth (Degs)	Height (cm)	Polarity
2	* 5.449	41.32	Pk	34.6	-18	0	57.92	-	-	74	-16.08	174	293	V
6	* 5.454	30.06	RMS	34.6	-18	.12	46.78	54	-7.22	-	-	174	293	V
1	* 5.46	36.6	Pk	34.6	-18.1	0	53.1	-	-	74	-20.9	174	293	V
5	* 5.46	28.51	RMS	34.6	-18.1	.12	45.13	54	-8.87	-	-	174	293	V
4	5.462	39.58	Pk	34.6	-18	0	56.18	-	-	68.2	-12.02	174	293	V
8	5.465	29.94	RMS	34.6	-18	.12	46.66	-	-	-	-	174	293	V
3	5.47	37.39	Pk	34.6	-18	0	53.99	-	-	68.2	-14.21	174	293	V
7	5.47	28.67	RMS	34.6	-18	.12	45.39	-	-	-	-	174	293	V

* - indicates frequency in CFR47 Pt 15 / IC RSS-Restricted Band
Pk - Peak detector
RMS - RMS detection

UL VERIFICATION SERVICES INC.
47173 Benicia Street, Fremont, CA 94538; USA TEL:(510) 771-1000 FAX:(510) 661-0888
This report shall not be reproduced except in full, without the written approval of UL Verification Services Inc.

2TX Antenna 1 + Antenna 2 OFDMA MODE – 26-Tones, RU Index 36

BANDEDGE (HIGH CHANNEL)

HORIZONTAL RESULT

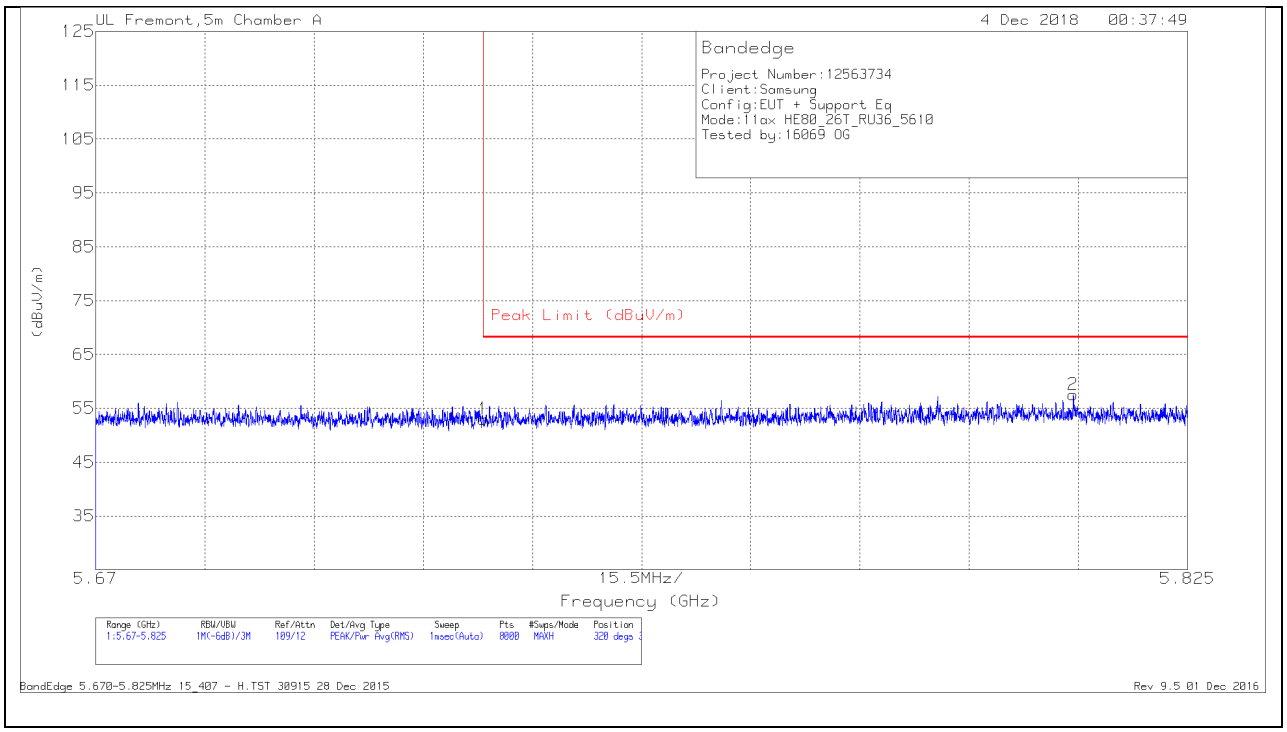

Trace Markers

Marker	Frequency (GHz)	Meter Reading (dBuV)	Det	AF T345 (dB/m)	Amp/Cbl/Fltr/Pad (dB)	DC Corr (dB)	Corrected Reading (dBuV/m)	Peak Limit (dBuV/m)	PK Margin (dB)	Azimuth (Degs)	Height (cm)	Polarity
1	5.725	36.06	Pk	35	-18.1	0	52.96	68.2	-15.24	320	354	H
2	5.809	40.22	Pk	35	-17.7	0	57.52	68.2	-10.68	320	354	H

* - indicates frequency in CFR47 Pt 15 / IC RSS-Restricted Band
Pk - Peak detector

UL VERIFICATION SERVICES INC.
47173 Benicia Street, Fremont, CA 94538; USA TEL:(510) 771-1000 FAX:(510) 661-0888
This report shall not be reproduced except in full, without the written approval of UL Verification Services Inc.

VERTICAL RESULT

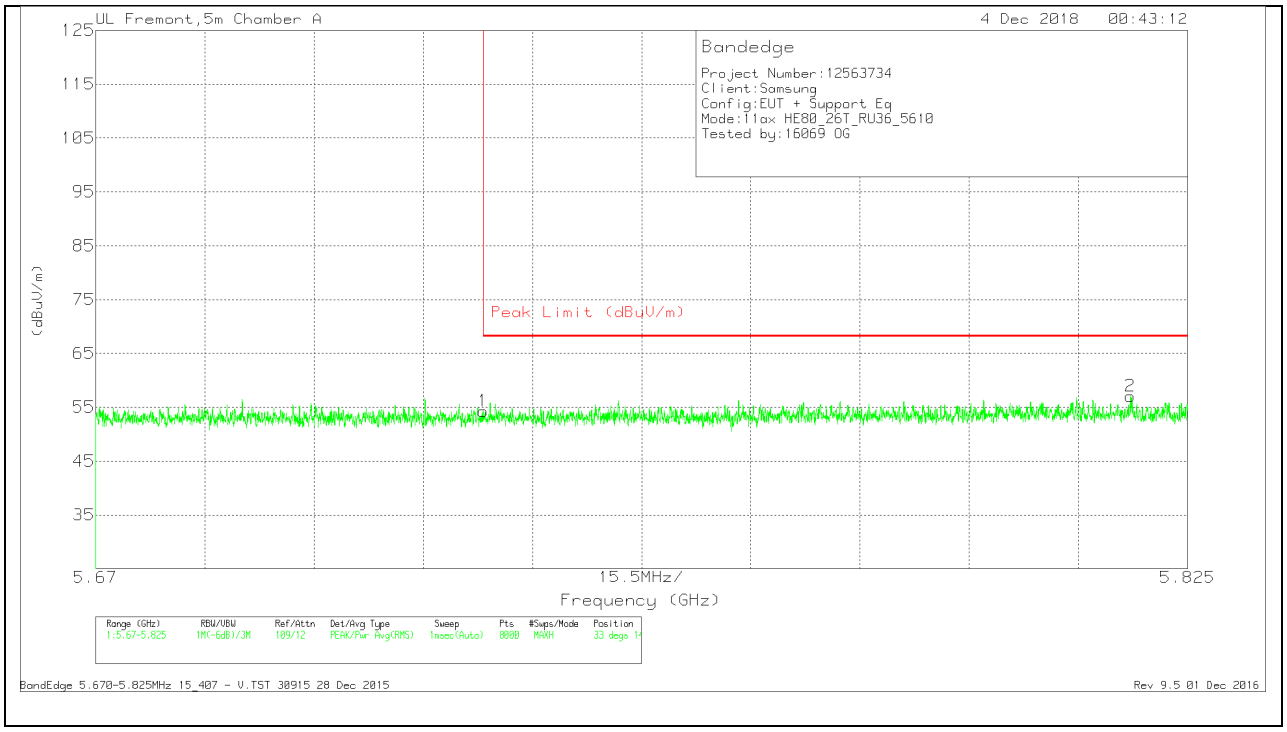

Trace Markers

Marker	Frequency (GHz)	Meter Reading (dBuV)	Det	AF T345 (dB/m)	Amp/Cbl/Fltr/Pad (dB)	DC Corr (dB)	Corrected Reading (dBuV/m)	Peak Limit (dBuV/m)	PK Margin (dB)	Azimuth (Degs)	Height (cm)	Polarity
1	5.725	37.36	Pk	35	-18.1	0	54.26	68.2	-13.94	33	148	V
2	5.817	39.86	Pk	35	-17.8	0	57.06	68.2	-11.14	33	148	V

* - indicates frequency in CFR47 Pt 15 / IC RSS-Restricted Band
Pk - Peak detector

UL VERIFICATION SERVICES INC.
47173 Benicia Street, Fremont, CA 94538; USA TEL:(510) 771-1000 FAX:(510) 661-0888
This report shall not be reproduced except in full, without the written approval of UL Verification Services Inc.

2TX Antenna 1 + Antenna 2 OFDMA MODE – 106-Tones, RU Index 56

HARMONICS AND SPURIOUS EMISSIONS

LOW CHANNEL RESULTS

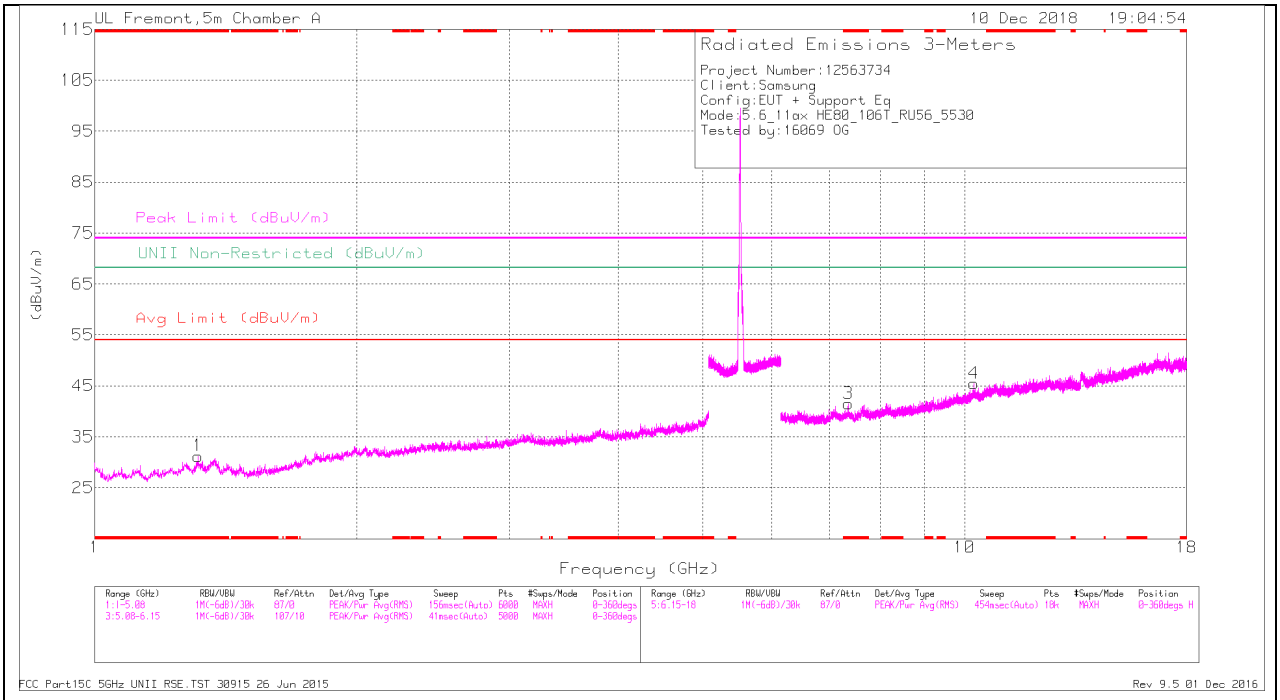

HORIZONTAL

UL VERIFICATION SERVICES INC.
47173 Benicia Street, Fremont, CA 94538; USA TEL:(510) 771-1000 FAX:(510) 661-0888
This report shall not be reproduced except in full, without the written approval of UL Verification Services Inc.

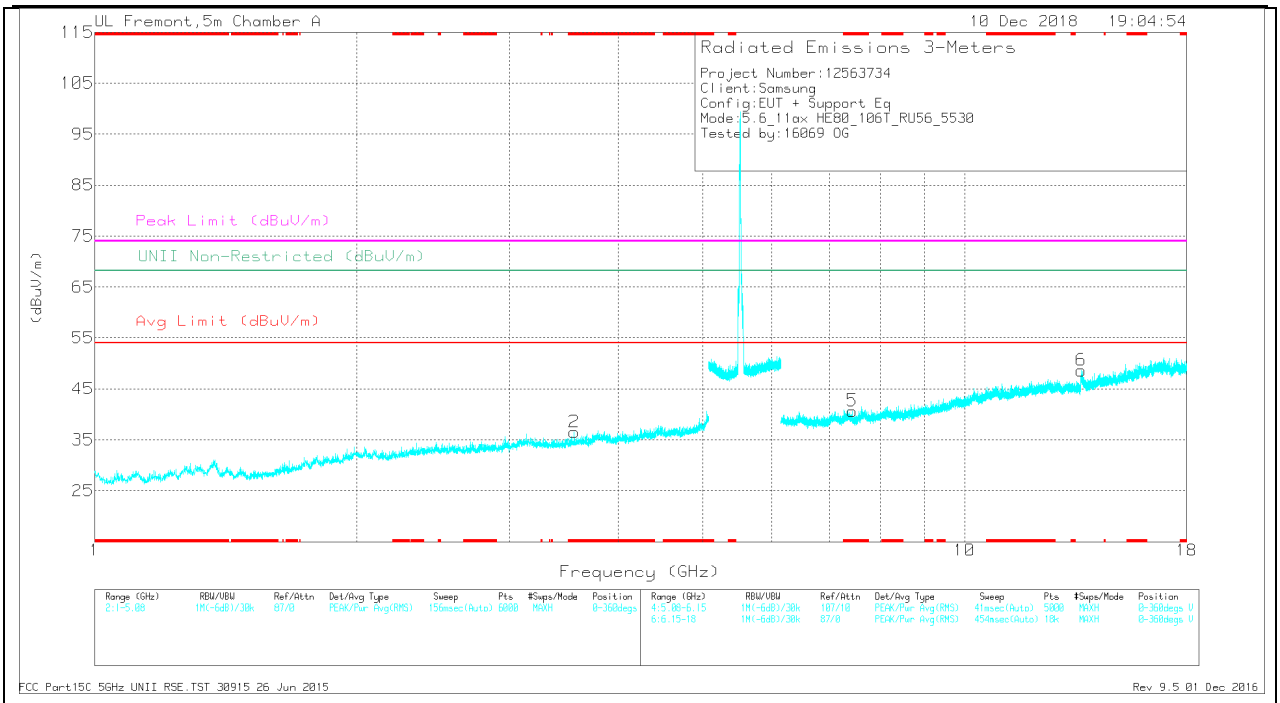

VERTICAL

UL VERIFICATION SERVICES INC.
47173 Benicia Street, Fremont, CA 94538; USA TEL:(510) 771-1000 FAX:(510) 661-0888
This report shall not be reproduced except in full, without the written approval of UL Verification Services Inc.

RADIATED EMISSIONS

Frequency (GHz)	Meter Reading (dBuV)	Det	AF T34S (dB/m)	Amp/Cbl/Fltr/Pad (dB)	DC Corr (dB)	Corrected Reading (dBuV/m)	Avg Limit (dBuV/m)	Margin (dB)	Peak Limit (dBuV/m)	PK Margin (dB)	UNII Non-Restricted (dBuV/m)	PK Margin (dB)	Azimuth (Degs)	Height (cm)	Polarity
* 1.317	39.7	PK-U	29	-31.8	0	36.9	-	-	74	-37.1	-	-	109	247	H
* 1.315	27.73	ADR	29	-31.9	.36	25.19	54	-28.81	-	-	-	-	109	247	H
* 3.559	37.3	PK-U	33.2	-28.5	0	42	-	-	74	-32	-	-	252	239	V
* 3.56	25.21	ADR	33.2	-28.5	.36	30.27	54	-23.73	-	-	-	-	252	239	V
* 7.347	32.42	PK-U	35.6	-21.6	0	46.42	-	-	74	-27.58	-	-	6	238	H
* 7.348	20.83	ADR	35.6	-21.6	.36	35.19	54	-18.81	-	-	-	-	6	238	H
* 7.429	32.52	PK-U	35.7	-22.7	0	45.52	-	-	74	-28.48	-	-	91	205	V
* 7.428	21.14	ADR	35.7	-22.6	.36	34.6	54	-19.4	-	-	-	-	91	205	V
10.25	31.51	PK-U	37.4	-18.8	0	50.11	-	-	-	-	68.2	-18.09	325	256	H
13.62	32.77	PK-U	38.8	-17.6	0	53.97	-	-	-	-	68.2	-14.23	189	221	V

* - indicates frequency in CFR47 Pt 15 / IC RSS-Restricted Band

PK-U - U-NII: Maximum Peak

ADR - U-NII AD primary method, RMS average

UL VERIFICATION SERVICES INC.
47173 Benicia Street, Fremont, CA 94538; USA TEL:(510) 771-1000 FAX:(510) 661-0888

This report shall not be reproduced except in full, without the written approval of UL Verification Services Inc.