CERTIFICATION TEST REPORT

Report Number. : 12563993-E5V2

Applicant : Samsung Electronics Co., Ltd.
129 Samsung-Ro, Yeongtong-Gu,
Suwon-Si, Gyeonggi-Do, 16677, Korea

Model : SM-G970N

FCC ID : A3LSMG970KOR

EUT Description : GSM/WCDMA/LTE phone with BT, DTS/UNII a/b/g/n/ac/11ax HE 20/40/80, ANT+ and NFC

Test Standard(s) : FCC 47 CFR PART 15 SUBPART E (Excluding DFS)

Date Of Issue:
January 29, 2019

Prepared by:
UL Verification Services Inc.
47173 Benicia Street
Fremont, CA 94538 U.S.A.
TEL: (510) 771-1000
FAX: (510) 661-0888

NVLAP TESTING
ilac-MRA
NVLAP Lab code: 200065-0

REPORT REVISION HISTORY

Rev.	Issue Date	Revisions	Revised By
V1	1/24/2019	Initial Issue	
V2	1/29/2019	Updated Section 2.1, 2.2, 2.3, add section 2.4	Dan Coronia

UL VERIFICATION SERVICES INC.
47173 Benicia Street, Fremont, CA 94538; USA TEL:(510) 771-1000 FAX:(510) 661-0888
This report shall not be reproduced except in full, without the written approval of UL Verification Services Inc.

TABLE OF CONTENTS

REPORT REVISION HISTORY 2

TABLE OF CONTENTS 3

1. ATTESTATION OF TEST RESULTS 7

2. INTRODUCTION OF TEST DATA REUSE 8

2.1. INTRODUCTION 8

2.2. DIFFERENCES 8

2.3. SPOT CHECK VERIFICATION RESULTS SUMMARY 8

2.3.1. SPOT CHECK DATA 9

2.4. REFERENCE DETAIL 13

3. TEST METHODOLOGY 14

4. FACILITIES AND ACCREDITATION 14

5. CALIBRATION AND UNCERTAINTY 15

5.1. MEASURING INSTRUMENT CALIBRATION 15

5.2. SAMPLE CALCULATION 15

5.3. MEASUREMENT UNCERTAINTY 15

6. EQUIPMENT UNDER TEST 16

6.1. EUT DESCRIPTION 16

6.2. MAXIMUM OUTPUT POWER 16

6.3. DESCRIPTION OF AVAILABLE ANTENNAS 19

6.4. SOFTWARE AND FIRMWARE 19

6.5. WORST-CASE CONFIGURATION AND MODE 19

6.6. DESCRIPTION OF TEST SETUP 20

7. MEASUREMENT METHOD 23

8. TEST AND MEASUREMENT EQUIPMENT 24

9. ANTENNA PORT TEST RESULTS 25

9.1. ON TIME AND DUTY CYCLE 25

9.2. 26 dB BANDWIDTH 31

9.2.1. 802.11a MODE IN THE 5.2 GHz BAND 32
9.2.2. 802.11n HT20 MODE IN THE 5.2 GHz BAND 34
9.2.3. 802.11n HT40 MODE IN THE 5.2 GHz BAND 36
9.2.4. 802.11ac VHT80 MODE IN THE 5.2 GHz BAND 37
9.2.5. 802.11ax HE20 MODE IN THE 5.2 GHz BAND 38

UL VERIFICATION SERVICES INC.
47173 Benicia Street, Fremont, CA 94538; USA TEL:(510) 771-1000 FAX:(510) 661-0888
This report shall not be reproduced except in full, without the written approval of UL Verification Services Inc.

9.2.6. 802.11ax HE40 MODE IN THE 5.2 GHz BAND 56
9.2.7. 802.11ax HE80 MODE IN THE 5.2 GHz BAND 68
9.2.8. 802.11a MODE IN THE 5.3 GHz BAND 83
9.2.9. 802.11n HT20 MODE IN THE 5.3 GHz BAND 85
9.2.10. 802.11n HT40 MODE IN THE 5.3 GHz BAND 87
9.2.11. 802.11ac VHT80 MODE IN THE 5.3 GHz BAND 88
9.2.12. 802.11ax HE20 MODE IN THE 5.3 GHz BAND 89
9.2.13. 802.11ax HE40 MODE IN THE 5.3 GHz BAND 107
9.2.14. 802.11ax HE80 MODE IN THE 5.3 GHz BAND 119
9.2.15. 802.11a MODE IN THE 5.6 GHz BAND 134
9.2.16. 802.11n HT20 MODE IN THE 5.6 GHz BAND 136
9.2.17. 802.11n HT40 MODE IN THE 5.6 GHz BAND 138
9.2.18. 802.11ac VHT80 MODE IN THE 5.6 GHz BAND 140
9.2.19. 802.11ax HE20 MODE IN THE 5.6 GHz BAND 142
9.2.20. 802.11ax HE40 MODE IN THE 5.6 GHz BAND 160
9.2.21. 802.11ax HE80 MODE IN THE 5.6 GHz BAND 184
9.2.22. 802.11a MODE IN THE 5.8 GHz BAND 214
9.2.23. 802.11n HT20 MODE IN THE 5.8 GHz BAND 216
9.2.24. 802.11n HT40 MODE IN THE 5.8 GHz BAND 218
9.2.25. 802.11ac VHT80 MODE IN THE 5.8 GHz BAND 219
9.2.26. 802.11ax HE20 MODE IN THE 5.8 GHz BAND 220
9.2.27. 802.11ax HE40 MODE IN THE 5.8 GHz BAND 238
9.2.28. 802.11ax HE80 MODE IN THE 5.8 GHz BAND 250

9.3. 99% BANDWIDTH 265
9.3.1. 802.11a MODE IN THE 5.2 GHz BAND 266
9.3.2. 802.11n HT20 MODE IN THE 5.2 GHz BAND 268
9.3.3. 802.11n HT40 MODE IN THE 5.2 GHz BAND 270
9.3.4. 802.11ac VHT80 MODE IN THE 5.2 GHz BAND 271
9.3.5. 802.11ax HE20 MODE IN THE 5.2 GHz BAND 272
9.3.6. 802.11ax HE40 MODE IN THE 5.2 GHz BAND 274
9.3.7. 802.11ax HE80 MODE IN THE 5.2 GHz BAND 275
9.3.8. 802.11a MODE IN THE 5.3 GHz BAND 276
9.3.9. 802.11n HT20 MODE IN THE 5.3 GHz BAND 278
9.3.10. 802.11n HT40 MODE IN THE 5.3 GHz BAND 280
9.3.11. 802.11ac VHT80 MODE IN THE 5.3 GHz BAND 281
9.3.12. 802.11ax HE20 MODE IN THE 5.3 GHz BAND 282
9.3.13. 802.11ax HE40 MODE IN THE 5.3 GHz BAND 284
9.3.14. 802.11ax HE80 MODE IN THE 5.3 GHz BAND 285
9.3.15. 802.11a MODE IN THE 5.6 GHz BAND 286
9.3.16. 802.11n HT20 MODE IN THE 5.6 GHz BAND 288
9.3.17. 802.11n HT40 MODE IN THE 5.6 GHz BAND 290
9.3.18. 802.11ac VHT80 MODE IN THE 5.6 GHz BAND 292
9.3.19. 802.11ax HE20 MODE IN THE 5.6 GHz BAND 294
9.3.20. 802.11ax HE40 MODE IN THE 5.6 GHz BAND 296
9.3.21. 802.11ax HE80 MODE IN THE 5.6 GHz BAND 298
9.3.22. 802.11a MODE IN THE 5.8 GHz BAND 300
9.3.23. 802.11n HT20 MODE IN THE 5.8 GHz BAND 302
9.3.24. 802.11n HT40 MODE IN THE 5.8 GHz BAND 304
9.3.25. 802.11ac VHT80 MODE IN THE 5.8 GHz BAND 305
9.3.26. 802.11ax HE20 MODE IN THE 5.8 GHz BAND 306
9.3.27. 802.11ax HE40 MODE IN THE 5.8 GHz BAND 308
9.3.28. 802.11ax HE80 MODE IN THE 5.8 GHz BAND 309

UL VERIFICATION SERVICES INC.
47173 Benicia Street, Fremont, CA 94538; USA TEL:(510) 771-1000 FAX:(510) 661-0888
This report shall not be reproduced except in full, without the written approval of UL Verification Services Inc.

9.4. 6 dB BANDWIDTH 310
9.4.1. 802.11a MODE IN THE 5.8 GHz BAND 311
9.4.2. 802.11n HT20 MODE IN THE 5.8 GHz BAND 313
9.4.3. 802.11n HT40 MODE IN THE 5.8 GHz BAND 315
9.4.4. 802.11ac VHT80 MODE IN THE 5.8 GHz BAND 317
9.4.5. 802.11ax HE20 MODE IN THE 5.8 GHz BAND 318
9.4.6. 802.11ax HE40 MODE IN THE 5.8 GHz BAND 320
9.4.7. 802.11ax HE80 MODE IN THE 5.8 GHz BAND 321

9.5. OUTPUT POWER AND PSD 322
9.5.1. 802.11a MODE IN THE 5.2 GHz BAND 324
9.5.2. 802.11n HT20 MODE IN THE 5.2 GHz BAND 326
9.5.3. 802.11n HT40 MODE IN THE 5.2 GHz BAND 328
9.5.4. 802.11ac VHT80 MODE IN THE 5.2 GHz BAND 330
9.5.5. 802.11ax HE20 MODE IN THE 5.2 GHz BAND 332
9.5.6. 802.11ax HE40 MODE IN THE 5.2 GHz BAND 350
9.5.7. 802.11ax HE80 MODE IN THE 5.2 GHz BAND 374
9.5.8. 802.11a MODE IN THE 5.3 GHz BAND 404
9.5.9. 802.11n HT20 MODE IN THE 5.3 GHz BAND 406
9.5.10. 802.11n HT40 MODE IN THE 5.3 GHz BAND 408
9.5.11. 802.11ac VHT80 MODE IN THE 5.3 GHz BAND 410
9.5.12. 802.11ax HE20 MODE IN THE 5.3 GHz BAND 412
9.5.13. 802.11ax HE40 MODE IN THE 5.3 GHz BAND 430
9.5.14. 802.11ax HE80 MODE IN THE 5.3 GHz BAND 454
9.5.15. 802.11a MODE IN THE 5.6 GHz BAND 484
9.5.16. 802.11n HT20 MODE IN THE 5.6 GHz BAND 487
9.5.17. 802.11n HT40 MODE IN THE 5.6 GHz BAND 490
9.5.18. 802.11ac VHT80 MODE IN THE 5.6 GHz BAND 493
9.5.19. 802.11ax HE20 MODE IN THE 5.6 GHz BAND 495
9.5.20. 802.11ax HE40 MODE IN THE 5.6 GHz BAND 522
9.5.21. 802.11ax HE80 MODE IN THE 5.6 GHz BAND 558
9.5.22. 802.11a MODE IN THE 5.8 GHz BAND 588
9.5.23. 802.11n HT20 MODE IN THE 5.8 GHz BAND 590
9.5.24. 802.11n HT40 MODE IN THE 5.8 GHz BAND 592
9.5.25. 802.11ac VHT80 MODE IN THE 5.8 GHz BAND 594
9.5.26. 802.11ax HE20 MODE IN THE 5.8 GHz BAND 596
9.5.27. 802.11ax HE40 MODE IN THE 5.8 GHz BAND 614
9.5.28. 802.11ax HE80 MODE IN THE 5.8 GHz BAND 638

10. RADIATED TEST RESULTS 668

10.1. TRANSMITTER ABOVE 1 GHz 669
10.1.1. TX ABOVE 1 GHz 802.11a MODE IN THE 5.2 GHz BAND 669
10.1.2. TX ABOVE 1 GHz 802.11n HT20 MODE IN THE 5.2 GHz BAND 677
10.1.3. TX ABOVE 1 GHz 802.11n HT40 MODE IN THE 5.2 GHz BAND 685
10.1.4. TX ABOVE 1 GHz 802.11ac VHT80 MODE IN THE 5.2 GHz BAND 691
10.1.5. TX ABOVE 1 GHz 802.11ax HE20 MODE IN THE 5.2 GHz BAND 695
10.1.6. TX ABOVE 1 GHz 802.11ax HE40 MODE IN THE 5.2 GHz BAND 716
10.1.7. TX ABOVE 1 GHz 802.11ax HE80 MODE IN THE 5.2 GHz BAND 734
10.1.8. TX ABOVE 1 GHz 802.11a MODE IN THE 5.3 GHz BAND 750
10.1.9. TX ABOVE 1 GHz 802.11n HT20 MODE IN THE 5.3 GHz BAND 758
10.1.10. TX ABOVE 1 GHz 802.11n HT40 MODE IN THE 5.3 GHz BAND 766
10.1.11. TX ABOVE 1 GHz 802.11ac VHT80 MODE IN THE 5.3 GHz BAND 772
10.1.12. TX ABOVE 1 GHz 802.11ax HE20 MODE IN THE 5.3 GHz BAND 776

UL VERIFICATION SERVICES INC.
47173 Benicia Street, Fremont, CA 94538; USA TEL:(510) 771-1000 FAX:(510) 661-0888
This report shall not be reproduced except in full, without the written approval of UL Verification Services Inc.

10.1.13. TX ABOVE 1 GHz 802.11ax HE40 MODE IN THE 5.3 GHz BAND....796
10.1.14. TX ABOVE 1 GHz 802.11ax HE80 MODE IN THE 5.3 GHz BAND....814
10.1.15. TX ABOVE 1 GHz 802.11a MODE IN THE 5.6 GHz BAND 830
10.1.16. TX ABOVE 1 GHz 802.11n HT20 MODE IN THE 5.6 GHz BAND....842
10.1.17. TX ABOVE 1 GHz 802.11n HT40 MODE IN THE 5.6 GHz BAND....854
10.1.18. TX ABOVE 1 GHz 802.11ac VHT80 MODE IN THE 5.6 GHz BAND 866
10.1.19. TX ABOVE 1 GHz 802.11ax HE20 MODE IN THE 5.6 GHz BAND....876
10.1.20. TX ABOVE 1 GHz 802.11ax HE40 MODE IN THE 5.6 GHz BAND....909
10.1.21. TX ABOVE 1 GHz 802.11ax HE80 MODE IN THE 5.6 GHz BAND....946
10.1.22. TX ABOVE 1 GHz 802.11a MODE IN THE 5.8 GHz BAND 983
10.1.23. TX ABOVE 1 GHz 802.11n HT20 MODE IN THE 5.8 GHz BAND....993
10.1.24. TX ABOVE 1 GHz 802.11n HT40 MODE IN THE 5.8 GHz BAND....1003
10.1.25. TX ABOVE 1 GHz 802.11ac VHT80 MODE IN THE 5.8 GHz BAND 1011
10.1.26. TX ABOVE 1 GHz 802.11ax HE20 MODE IN THE 5.8 GHz BAND....1017
10.1.27. TX ABOVE 1 GHz 802.11ax HE40 MODE IN THE 5.8 GHz BAND....1045
10.1.28. TX ABOVE 1 GHz 802.11ax HE80 MODE IN THE 5.8 GHz BAND....1073

10.2. SPURIOUS EMISSIONS FOR SIMULTANEOUS TRANSMITION 1102
10.2.1. TEST CASE 1....1104
10.2.2. TEST CASE 2....1106
10.2.3. TEST CASE 3....1108
10.2.4. TEST CASE 4....1110
10.2.5. TEST CASE 5....1112

10.3. WORST-CASE BELOW 30 MHz 1114

10.4. WORST-CASE BELOW 1 GHz 1116

10.5. WORST-CASE 18-26 GHz....1118

10.6. WORST-CASE 26-40 GHz....1120

11. AC POWER LINE CONDUCTED EMISSIONS....1122

12. SETUP PHOTOS....1125

12.1.1. SM-G970F (Original)....1125
12.1.2. SM-G970N (Spot Check) 1128

UL VERIFICATION SERVICES INC.
47173 Benicia Street, Fremont, CA 94538; USA TEL:(510) 771-1000 FAX:(510) 661-0888
This report shall not be reproduced except in full, without the written approval of UL Verification Services Inc.

1. ATTESTATION OF TEST RESULTS

COMPANY NAME: Samsung Electronics Co., Ltd.
129 Samsung-Ro, Yeongtong-Gu,
Suwon-Si, Gyeonggi-Do, 16677, Korea

EUT DESCRIPTION: GSM/WCDMA/LTE phone with BT, DTS/UNII a/b/g/n/ac/11ax HE 20/40/80, ANT+ and NFC

MODEL: SM-G970N

SERIAL NUMBER: R38KA0H49TL (Conducted), R38KB05BJQB (Radiated) (Original)
R39KB0AHYCP, R39KB0AHYMF (Radiated) (Spot Check)

DATE TESTED: NOVEMBER 2, 2018 – DECEMBER 27, 2018 (Original)
DECEMBER 14 & 19, 2018 (Spot Check)

APPLICABLE STANDARDS	
STANDARD	**TEST RESULTS**
CFR 47 Part 15 Subpart E (Excluding DFS)	Complies

UL Verification Services Inc. tested the above equipment in accordance with the requirements set forth in the above standards. The test results show that the equipment tested is capable of demonstrating compliance with the requirements as documented in this report.

The results documented in this report apply only to the tested sample, under the conditions and modes of operation as described herein. It is the manufacturer's responsibility to assure that additional production units of this model are manufactured with identical electrical and mechanical components. All samples tested were in good operating condition throughout the entire test program. Measurement Uncertainties are published for informational purposes only and were not taken into account unless noted otherwise.

This document may not be altered or revised in any way unless done so by UL Verification Services Inc. and all revisions are duly noted in the revisions section. Any alteration of this document not carried out by UL Verification Services Inc. will constitute fraud and shall nullify the document. This report must not be used by the client to claim product certification, approval, or endorsement by NVLAP, NIST, any agency of the Federal Government, or any agency of the U.S. government.

Approved & Released For
UL Verification Services Inc. By:

Dan Coronia
Operations Leader
Consumer Technology Division
UL Verification Services Inc.

Reviewed By:

Steven Tran
Project Engineer
Consumer Technology Division
UL Verification Services Inc.

UL VERIFICATION SERVICES INC.
47173 Benicia Street, Fremont, CA 94538; USA TEL:(510) 771-1000 FAX:(510) 661-0888
This report shall not be reproduced except in full, without the written approval of UL Verification Services Inc.

2. INTRODUCTION OF TEST DATA REUSE

2.1. INTRODUCTION

According to the manufacturer, FCC ID: A3LSMG970F and FCC ID: A3LSMG970KOR non-licensed radios are electrically identical. The FCC ID: A3LSMG970F test data shall remain representative of FCC ID: A3LSMG970KOR.

The applicant takes full responsibility that the test data as referenced in this section represents compliance for this FCC ID.

2.2. DIFFERENCES

The FCC ID: A3LSMG970F, shares the same enclosure and circuit board as FCC ID: A3LSMG970KOR. The UNII WLAN antennas and surrounding circuitry and layout are identical between two models.

After confirming through preliminary radiated emissions that the performance of the FCC ID: A3LSMG970F remains representative of FCC ID: A3LSMG970KOR. The test data of FCC ID: A3LSMG970F being submitted for this application to cover UNII WLAN features.

2.3. SPOT CHECK VERIFICATION RESULTS SUMMARY

Spot check verification has been done on device A3LSMG970KOR for radiated harmonic spurious and radiated band-edge. The data from the application has been verified through appropriate spot checks to demonstrate compliance for this device as shown in the summary below.

A3LSMG970KOR SPOT CHECK RESULTS										
Technology	Mode	Test Item	Channel	Measured	Original model		Spot check model		Delta (dB)	
					SM-G970F		SM-G970N			
					A3LSMG970F		A3LSMG970KOR			
				Frequency	Peak	Ave	Peak	Ave	Peak	Ave
DTS	5.6_11ac VHT80	RBE	106	5458MHz	62.22	52.07	59.84	50.41	-2.38	-1.66
	5.8_11ax HE80_26T_RU36	RSE	155	11626MHz	65.39	50.68	61.23	46.35	-4.16	-4.33

Comparison of the models, upper deviation is within 3dB range and all test are under FCC Technical Limits.

UL VERIFICATION SERVICES INC.
47173 Benicia Street, Fremont, CA 94538; USA TEL:(510) 771-1000 FAX:(510) 661-0888
This report shall not be reproduced except in full, without the written approval of UL Verification Services Inc.

2.3.1. SPOT CHECK DATA
BANDEDGE (HIGH CHANNEL)

HORIZONTAL RESULT

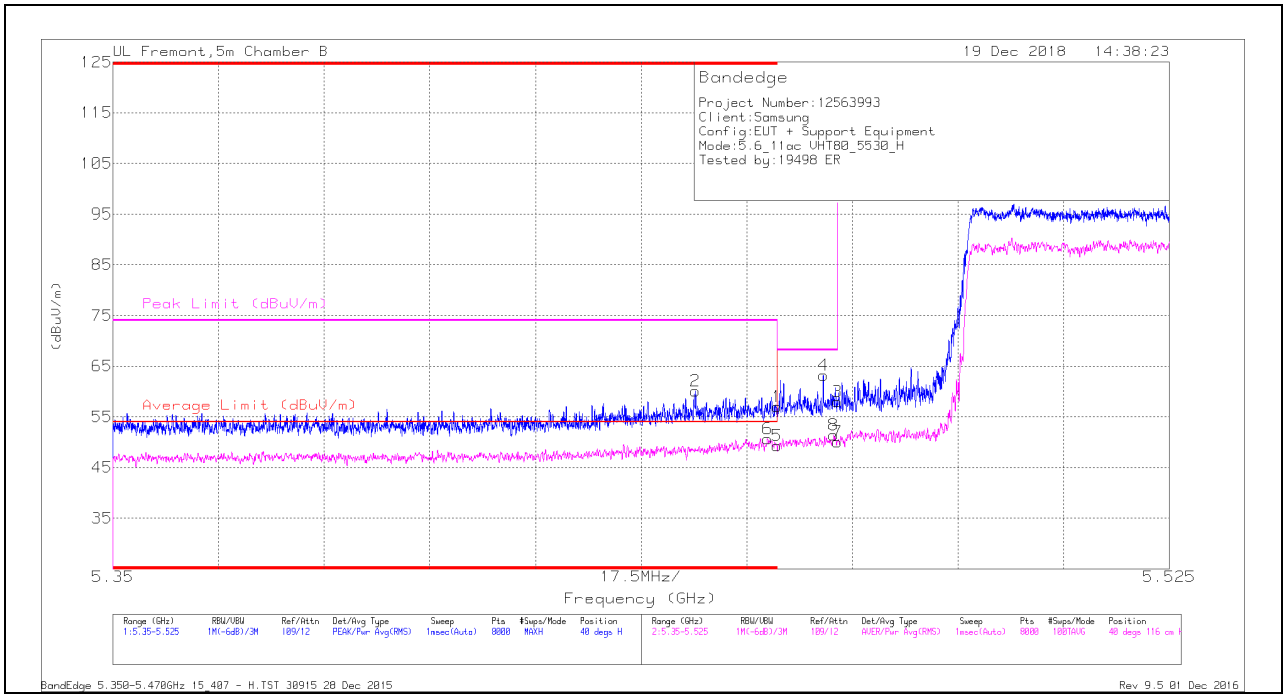

Trace Markers

Marker	Frequency (GHz)	Meter Reading (dBuV)	Det	AF T863 (dB/m)	Amp/Cbl/Fltr/Pad (dB)	DC Corr (dB)	Corrected Reading (dBuV/m)	Average Limit (dBuV/m)	Margin (dB)	Peak Limit (dBuV/m)	PK Margin (dB)	Azimuth (Degs)	Height (cm)	Polarity
2	* 5.447	43.05	Pk	35.2	-18.2	0	60.05	-	-	74	-13.95	40	116	H
6	* 5.458	31.66	RMS	35.3	-18.2	1.95	50.71	54	-3.29	-	-	40	116	H
1	* 5.46	39.78	Pk	35.3	-18.1	0	56.98	-	-	74	-17.02	40	116	H
5	* 5.46	30.15	RMS	35.3	-18.1	1.95	49.3	54	-4.7	-	-	40	116	H
4	5.468	46	Pk	35.3	-18.1	0	63.2	-	-	68.2	-5	40	116	H
8	5.469	32.33	RMS	35.3	-18.2	1.95	51.38	-	-	-	-	40	116	H
3	5.47	40.9	Pk	35.3	-18.2	0	58	-	-	68.2	-10.2	40	116	H
7	5.47	31.04	RMS	35.3	-18.2	1.95	50.09	-	-	-	-	40	116	H

* - indicates frequency in CFR47 Pt 15 / IC RSS-Restricted Band
Pk - Peak detector
RMS - RMS detection

UL VERIFICATION SERVICES INC.
47173 Benicia Street, Fremont, CA 94538; USA TEL:(510) 771-1000 FAX:(510) 661-0888
This report shall not be reproduced except in full, without the written approval of UL Verification Services Inc.

VERTICAL RESULT

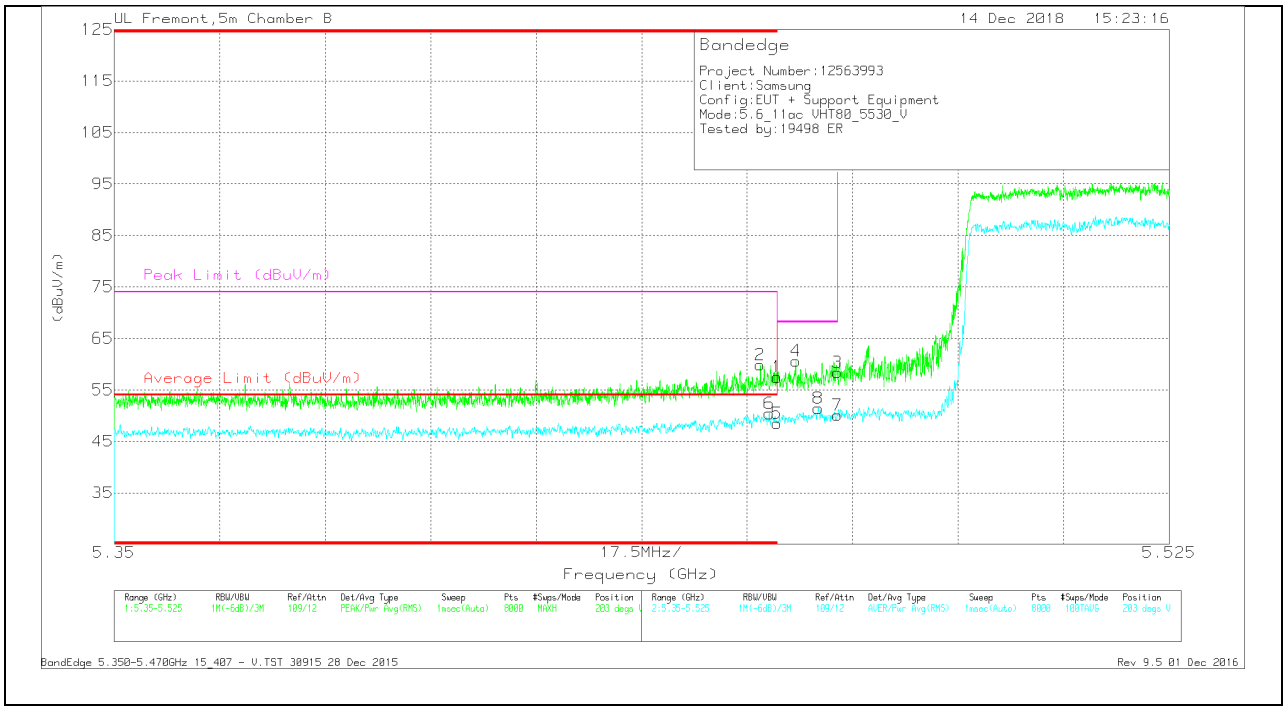

Trace Markers

Marker	Frequency (GHz)	Meter Reading (dBuV)	Det	AF T863 (dB/m)	Amp/Cbl/Fltr/Pad (dB)	DC Corr (dB)	Corrected Reading (dBuV/m)	Average Limit (dBuV/m)	Margin (dB)	Peak Limit (dBuV/m)	PK Margin (dB)	Azimuth (Degs)	Height (cm)	Polarity
1	* 5.46	40.29	Pk	35.3	-18.1	0	57.49	-	-	74	-16.51	203	115	V
2	* 5.457	42.64	Pk	35.3	-18.1	0	59.84	-	-	74	-14.16	203	115	V
5	* 5.46	29.32	RMS	35.3	-18.1	1.95	48.47	54	-5.53	-	-	203	115	V
6	* 5.459	31.36	RMS	35.3	-18.2	1.95	50.41	54	-3.59	-	-	203	115	V
4	5.463	43.52	Pk	35.3	-18.2	0	60.62	-	-	68.2	-7.58	203	115	V
8	5.467	32.35	RMS	35.3	-18.2	1.95	51.4	-	-	-	-	203	115	V
3	5.47	41.28	Pk	35.3	-18.2	0	58.38	-	-	68.2	-9.82	203	115	V
7	5.47	31.03	RMS	35.3	-18.2	1.95	50.08	-	-	-	-	203	115	V

* - indicates frequency in CFR47 Pt 15 / IC RSS-Restricted Band
Pk - Peak detector
RMS - RMS detection

UL VERIFICATION SERVICES INC.
47173 Benicia Street, Fremont, CA 94538; USA TEL:(510) 771-1000 FAX:(510) 661-0888
This report shall not be reproduced except in full, without the written approval of UL Verification Services Inc.

HARMONICS AND SPURIOUS EMISSIONS

LOW CHANNEL RESULTS

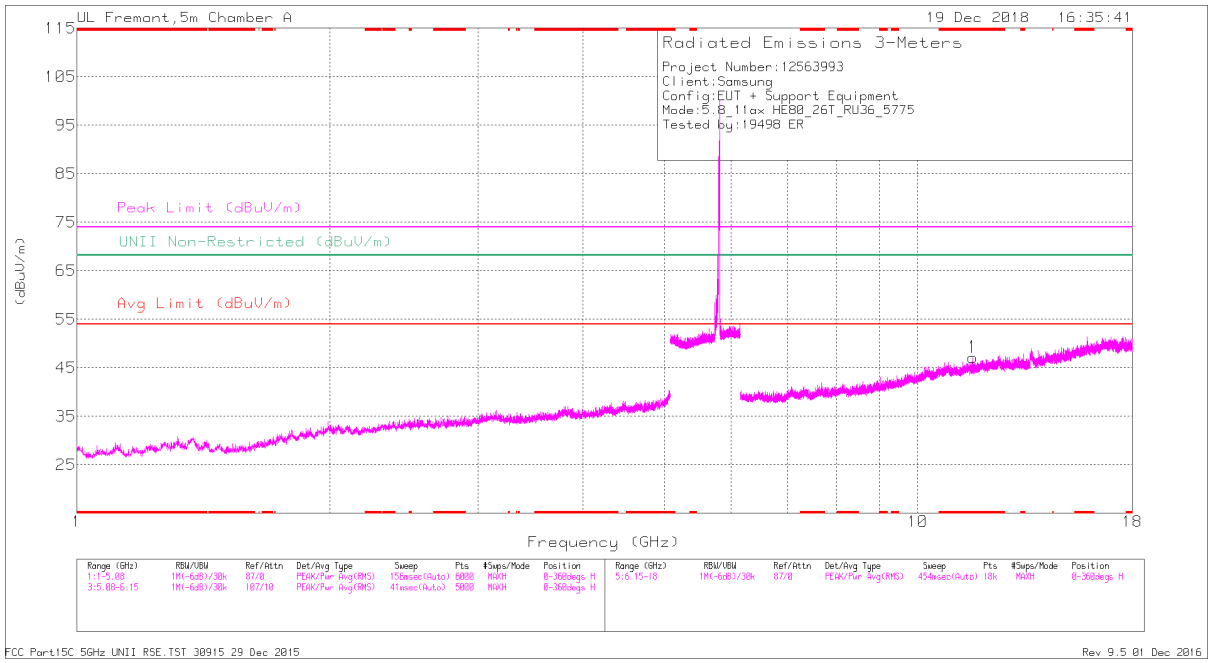

HORIZONTAL

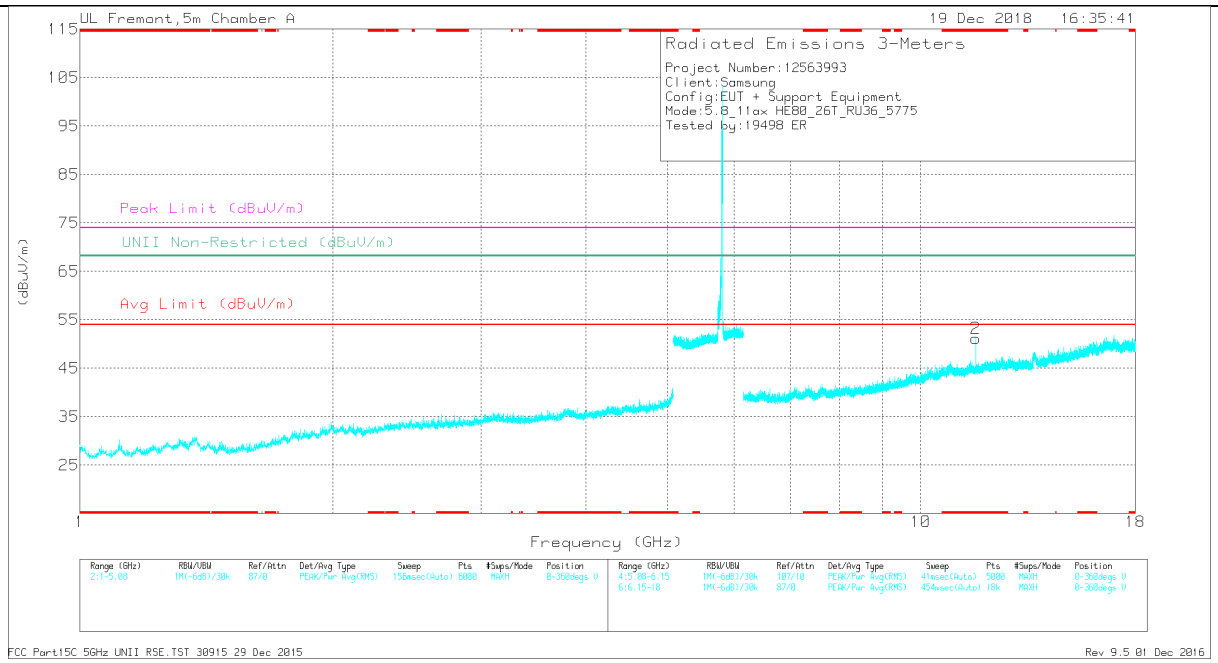

VERTICAL

UL VERIFICATION SERVICES INC.
47173 Benicia Street, Fremont, CA 94538; USA TEL:(510) 771-1000 FAX:(510) 661-0888
This report shall not be reproduced except in full, without the written approval of UL Verification Services Inc.

RADIATED EMISSIONS

Frequency (GHz)	Meter Reading (dBuV)	Det	AF T345 (dB/m)	Amp/Cbl/Fltr/ Pad (dB)	DC Corr (dB)	Corrected Reading (dBuV/m)	Avg Limit (dBuV/m)	Margin (dB)	Peak Limit (dBuV/m)	PK Margin (dB)	UNII Non-Restricted (dBuV/m)	PK Margin (dB)	Azimuth (Degs)	Height (cm)	Polarity
* 11.626	41.23	PK-U	38.3	-18.3	0	61.23	-	-	74	-12.77	-	-	97	100	V
* 11.626	26.23	ADR	38.3	-18.3	.12	46.35	54	-7.65	-	-	-	-	97	100	V

* - indicates frequency in CFR47 Pt 15 / IC RSS-Restricted Band
PK-U - U-NII: Maximum Peak
ADR - U-NII AD primary method, RMS average

UL VERIFICATION SERVICES INC.
47173 Benicia Street, Fremont, CA 94538; USA TEL:(510) 771-1000 FAX:(510) 661-0888
This report shall not be reproduced except in full, without the written approval of UL Verification Services Inc.

2.4. REFERENCE DETAIL

Reference application that contains the reused reference data.

Equipment Class	Reference FCC ID	Type Grant/ Permissive Change	Reference Application	Folder Test/RF Exposure	Report Title/Section
PCE	A3LSMG970F	Grant	12563734-E1V6	Test	FCC Report WWAN / All sections except Appendix A
DSS	A3LSMG970F	Grant	12563734-E2V2	Test	FCC Report BT / All sections
DTS	A3LSMG970F	Grant	12563734-E3V3	Test	FCC Report BLE / All sections
			12563734-E4V4	Test	FCC Report DTS WLAN / All sections
NII	**A3LSMG970F**	**Grant**	**12563734-E5V3**	**Test**	**FCC Report UNII WLAN / All sections except DFS**
DXX	A3LSMG970F	Grant	12563734-E7V3	Test	FCC Report ANT+ / All sections
			12563734-E8V3	Test	FCC Report NFC / All sections
DCD	A3LSMG970F	Grant	12563734-E9V3	Test	FCC Report Wireless Charging / All sections

UL VERIFICATION SERVICES INC.
47173 Benicia Street, Fremont, CA 94538; USA TEL:(510) 771-1000 FAX:(510) 661-0888
This report shall not be reproduced except in full, without the written approval of UL Verification Services Inc.

3. TEST METHODOLOGY

The tests documented in this report were performed in accordance with FCC CFR 47 Part 2, FCC CFR 47 Part 15, FCC 14-30, FCC KDB 662911 D01 v02r01, FCC KDB 905462 D02 v02/D03 v01r02/D06 v02, FCC KDB 789033 D02 v02r01, FCC KDB 644545 D03 v01, ANSI C63.10-2013, FCC 06-96.

4. FACILITIES AND ACCREDITATION

The test sites and measurement facilities used to collect data are located at 47173 and 47266 Benicia Street, and 47658 Kato Road, Fremont, California, USA. Line conducted emissions are measured only at the 47173 address. The following table identifies which facilities were utilized for radiated emission measurements documented in this report. Specific facilities are also identified in the test results sections.

47173 Benicia Street	47266 Benicia Street	47658 Kato Rd
☒ Chamber A (ISED:2324B-1)	☐ Chamber D (ISED:22541-1)	☐ Chamber I (ISED:2324A-5)
☒ Chamber B (ISED:2324B-2)	☐ Chamber E (ISED:22541-2)	☐ Chamber J (ISED:2324A-6)
☐ Chamber C (ISED:2324B-3)	☐ Chamber F (ISED:22541-3)	☐ Chamber K (ISED:2324A-1)
	☐ Chamber G (ISED:22541-4)	☐ Chamber L (ISED:2324A-3)
	☐ Chamber H (ISED:22541-5)	

The above test sites and facilities are covered under FCC Test Firm Registration # 208313. Chambers above are covered under Industry Canada company address and respective code

UL Verification Services Inc. is accredited by NVLAP, Laboratory Code 200065-0

UL VERIFICATION SERVICES INC.
47173 Benicia Street, Fremont, CA 94538; USA TEL:(510) 771-1000 FAX:(510) 661-0888
This report shall not be reproduced except in full, without the written approval of UL Verification Services Inc.

5. CALIBRATION AND UNCERTAINTY

5.1. MEASURING INSTRUMENT CALIBRATION

The measuring equipment utilized to perform the tests documented in this report has been calibrated in accordance with the manufacturer's recommendations, and is traceable to recognized national standards.

5.2. SAMPLE CALCULATION

RADIATED EMISSIONS
Where relevant, the following sample calculation is provided:
Field Strength (dBuV/m) = Measured Voltage (dBuV) + Antenna Factor (dB/m) + Cable Loss (dB) – Preamp Gain (dB)
36.5 dBuV + 18.7 dB/m + 0.6 dB – 26.9 dB = 28.9 dBuV/m

MAINS CONDUCTED EMISSIONS
Where relevant, the following sample calculation is provided:
Final Voltage (dBuV) = Measured Voltage (dBuV) + Cable Loss (dB) + Limiter Factor (dB) + LISN Insertion Loss.
36.5 dBuV + 0 dB +10.1 dB+ 0 dB = 46.6 dBuV

5.3. MEASUREMENT UNCERTAINTY

Where relevant, the following measurement uncertainty levels have been estimated for tests performed on the apparatus:

PARAMETER	UNCERTAINTY
Worst Case Conducted Disturbance, 9KHz to 0.15 MHz	3.84 dB
Worst Case Conducted Disturbance, 0.15 to 30 MHz	3.65 dB
Worst Case Radiated Disturbance, 9KHz to 30 MHz	3.15 dB
Worst Case Radiated Disturbance, 30 to 1000 MHz	5.36 dB
Worst Case Radiated Disturbance, 1000 to 18000 MHz	4.32 dB
Worst Case Radiated Disturbance, 18000 to 26000 MHz	4.45 dB
Worst Case Radiated Disturbance, 26000 to 40000 MHz	5.24 dB

Uncertainty figures are valid to a confidence level of 95%.

UL VERIFICATION SERVICES INC.
47173 Benicia Street, Fremont, CA 94538; USA TEL:(510) 771-1000 FAX:(510) 661-0888
This report shall not be reproduced except in full, without the written approval of UL Verification Services Inc.

6. EQUIPMENT UNDER TEST

6.1. EUT DESCRIPTION

The EUT is a GSM/WCDMA/LTE phone with BT, DTS/UNII a/b/g/n/ac/11ax HE 20/40/80, ANT+ and NFC. The test report addresses the UNII WLAN operational mode.

6.2. MAXIMUM OUTPUT POWER

The transmitter has a maximum conducted output power as follows:

5.2 GHz BAND

Frequency Range (MHz)	Mode	Output Power (dBm)	Output Power (mW)
5.2 GHz band, 2TX			
5180-5240	802.11a CDD	19.70	93.33
5180-5240	802.11n HT20 CDD	19.70	93.33
5190-5230	802.11n HT40 CDD	18.59	72.28
5210	802.11ac VHT80 CDD	17.69	58.75
5180-5240	802.11ax HE20 OFDMA, 242-Tones	19.56	90.36
5180-5240	802.11ax HE20 OFDMA, 106-Tones	18.57	71.94
5180-5240	802.11ax HE20 OFDMA, 52-Tones	14.62	28.97
5180-5240	802.11ax HE20 OFDMA, 26-Tones	13.06	20.23
5190-5230	802.11ax HE40 OFDMA, 484-Tones	18.66	73.45
5190-5230	802.11ax HE40 OFDMA, 242-Tones	19.56	90.36
5190-5230	802.11ax HE40 OFDMA, 106-Tones	18.69	73.96
5190-5230	802.11ax HE40 OFDMA, 52-Tones	15.25	33.50
5190-5230	802.11ax HE40 OFDMA, 26-Tones	12.74	18.79
5210	802.11ax HE80 OFDMA, 996-Tones	17.55	56.89
5210	802.11ax HE80 OFDMA, 484-Tones	18.72	74.47
5210	802.11ax HE80 OFDMA, 242-Tones	19.72	93.76
5210	802.11ax HE80 OFDMA, 106-Tones	18.72	74.47
5210	802.11ax HE80 OFDMA, 52-Tones	15.23	33.34
5210	802.11ax HE80 OFDMA, 26-Tones	13.66	23.23

UL VERIFICATION SERVICES INC.
47173 Benicia Street, Fremont, CA 94538; USA TEL:(510) 771-1000 FAX:(510) 661-0888
This report shall not be reproduced except in full, without the written approval of UL Verification Services Inc.

5.3 GHz BAND

Frequency Range (MHz)	Mode	Output Power (dBm)	Output Power (mW)
5.3 GHz band, 2TX			
5260-5320	802.11a CDD	19.58	90.78
5260-5320	802.11n HT20 CDD	19.60	91.20
5270-5310	802.11n HT40 CDD	18.62	72.78
5290	802.11ac VHT80 CDD	17.41	55.08
5260-5320	802.11ax HE20 OFDMA, 242-Tones	19.29	84.92
5260-5320	802.11ax HE20 OFDMA, 106-Tones	18.33	68.08
5260-5320	802.11ax HE20 OFDMA, 52-Tones	14.90	30.90
5260-5320	802.11ax HE20 OFDMA, 26-Tones	13.41	21.93
5270-5310	802.11ax HE40 OFDMA, 484-Tones	18.64	73.11
5270-5310	802.11ax HE40 OFDMA, 242-Tones	19.52	89.54
5270-5310	802.11ax HE40 OFDMA, 106-Tones	18.04	63.68
5270-5310	802.11ax HE40 OFDMA, 52-Tones	14.53	28.38
5270-5310	802.11ax HE40 OFDMA, 26-Tones	12.10	16.22
5290	802.11ax HE80 OFDMA, 996-Tones	17.49	56.10
5290	802.11ax HE80 OFDMA, 484-Tones	18.48	70.47
5290	802.11ax HE80 OFDMA, 242-Tones	19.45	88.10
5290	802.11ax HE80 OFDMA, 106-Tones	18.41	69.34
5290	802.11ax HE80 OFDMA, 52-Tones	14.99	31.55
5290	802.11ax HE80 OFDMA, 26-Tones	13.32	21.48

5.6 GHz BAND

Frequency Range (MHz)	Mode	Output Power (dBm)	Output Power (mW)
5.6 GHz band, 2TX			
5500-5720	802.11a CDD	19.27	84.53
5500-5720	802.11n HT20 CDD	19.26	84.33
5510-5710	802.11n HT40 CDD	18.44	69.82
5530-5690	802.11ac VHT80 CDD	17.44	55.46
5500-5720	802.11ax HE20 OFDMA, 242-Tones	19.50	89.13
5500-5720	802.11ax HE20 OFDMA, 106-Tones	18.03	63.53
5500-5720	802.11ax HE20 OFDMA, 52-Tones	14.52	28.31
5500-5720	802.11ax HE20 OFDMA, 26-Tones	13.51	22.44
5510-5710	802.11ax HE40 OFDMA, 484-Tones	19.56	90.36
5510-5710	802.11ax HE40 OFDMA, 242-Tones	19.50	89.13
5510-5710	802.11ax HE40 OFDMA, 106-Tones	18.47	70.31
5510-5710	802.11ax HE40 OFDMA, 52-Tones	15.02	31.77
5510-5710	802.11ax HE40 OFDMA, 26-Tones	13.48	22.28
5530-5690	802.11ax HE80 OFDMA, 996-Tones	17.42	55.21
5530-5690	802.11ax HE80 OFDMA, 484-Tones	18.49	70.63
5530-5690	802.11ax HE80 OFDMA, 242-Tones	19.41	87.30
5530-5690	802.11ax HE80 OFDMA, 106-Tones	18.47	70.31
5530-5690	802.11ax HE80 OFDMA, 52-Tones	15.40	34.67
5530-5690	802.11ax HE80 OFDMA, 26-Tones	14.49	28.12

UL VERIFICATION SERVICES INC.
47173 Benicia Street, Fremont, CA 94538; USA TEL:(510) 771-1000 FAX:(510) 661-0888
This report shall not be reproduced except in full, without the written approval of UL Verification Services Inc.

5.8 GHz BAND

Frequency Range (MHz)	Mode	Output Power (dBm)	Output Power (mW)
5.8 GHz band, 2TX			
5745-5825	802.11a CDD	19.74	94.19
5745-5825	802.11n HT20 CDD	19.72	93.76
5755-5795	802.11n HT40 CDD	18.22	66.37
5775	802.11ac VHT80 CDD	17.35	54.33
5745-5825	802.11ax HE20 OFDMA, 242-Tones	19.28	84.72
5745-5825	802.11ax HE20 OFDMA, 106-Tones	18.41	69.34
5745-5825	802.11ax HE20 OFDMA, 52-Tones	15.46	35.16
5745-5825	802.11ax HE20 OFDMA, 26-Tones	14.33	27.10
5755-5795	802.11ax HE40 OFDMA, 484-Tones	18.38	68.87
5755-5795	802.11ax HE40 OFDMA, 242-Tones	19.38	86.70
5755-5795	802.11ax HE40 OFDMA, 106-Tones	18.19	65.92
5755-5795	802.11ax HE40 OFDMA, 52-Tones	15.41	34.75
5755-5795	802.11ax HE40 OFDMA, 26-Tones	14.26	26.67
5775	802.11ax HE80 OFDMA, 996-Tones	17.16	52.00
5775	802.11ax HE80 OFDMA, 484-Tones	18.43	69.66
5775	802.11ax HE80 OFDMA, 242-Tones	19.38	86.70
5775	802.11ax HE80 OFDMA, 106-Tones	18.40	69.18
5775	802.11ax HE80 OFDMA, 52-Tones	15.45	35.08
5775	802.11ax HE80 OFDMA, 26-Tones	14.33	27.10

UL VERIFICATION SERVICES INC.
47173 Benicia Street, Fremont, CA 94538; USA TEL:(510) 771-1000 FAX:(510) 661-0888
This report shall not be reproduced except in full, without the written approval of UL Verification Services Inc.

6.3. DESCRIPTION OF AVAILABLE ANTENNAS

The radio utilizes an FPCB antenna, with a maximum gain as below table:

Frequency Band (GHz)	Chain 0	Chain 1
	Antenna Gain (dBi)	Antenna Gain (dBi)
5.2	-2.27	-1.75
5.3	-2.10	-0.16
5.6	-2.10	-2.50
5.8	-7.19	-6.65

Note:
Antenna #1 = Chain 0
Antenna #2-2 = Chain 1

6.4. SOFTWARE AND FIRMWARE

The test utility software used during testing was G970N.001.

6.5. WORST-CASE CONFIGURATION AND MODE

Radiated emissions below 1GHz, above 18GHz, and power line conducted emission were performed with the EUT set to transmit at the channel with highest output power as worst-case scenario.

Band edge and radiated emissions between 1GHz and 18GHz were performed with the EUT set to transmit at the highest power on low, middle and high channels.

The fundamental of the EUT was investigated in three orthogonal orientations X,Y,Z, it was determined that X orientation was worst-case orientation; therefore, all final radiated testing was performed with the EUT in X orientation.

Worst-case data rates as provided by the client were:

802.11a mode: 6 Mbps
802.11n HT20 mode: MCS0
802.11n HT40 mode: MCS0
802.11ac VHT80 mode: MCS0
802.11ax HE20 mode: MCS0
802.11ax HE40 mode: MCS0
802.11ax HE80 mode: MCS0

All radios that can be transmitted simultaneously have been evaluated for radiated for all possible combinations of transmission and found to be in compliance.

UL VERIFICATION SERVICES INC.
47173 Benicia Street, Fremont, CA 94538; USA TEL:(510) 771-1000 FAX:(510) 661-0888
This report shall not be reproduced except in full, without the written approval of UL Verification Services Inc.

6.6. DESCRIPTION OF TEST SETUP

SUPPORT EQUIPMENT

Support Equipment List				
Description	**Manufacturer**	**Model**	**Serial Number**	**FCC ID**
AC Adapter	Samsung	EP-TA300	R3KB5B01S1SE3	N/A
USB Data Cabe	Samsung	N/A	N/A	N/A
Earphone	Samsung	N/A	N/A	N/A

I/O CABLES

I/O Cable List						
Cable No	**Port**	**# of identical ports**	**Connector Type**	**Cable Type**	**Cable Length (m)**	**Remarks**
1	Antenna	1	RF	Shielded	0.2	To Spectrum Analyzer
2	USB	1	USB	Un-shielded	1	EUT to AC Mains

I/O CABLES (RADIATED AND CONDUCTED EMISSIONS)

I/O Cable List						
Cable No	**Port**	**# of identical ports**	**Connector Type**	**Cable Type**	**Cable Length (m)**	**Remarks**
1	USB	1	Type C	Shielded	1	N/A
2	Earphone	1	3.5mm	Un-shielded	1	N/A

UL VERIFICATION SERVICES INC.
47173 Benicia Street, Fremont, CA 94538; USA TEL:(510) 771-1000 FAX:(510) 661-0888
This report shall not be reproduced except in full, without the written approval of UL Verification Services Inc.

TEST SETUP

The EUT is a stand alone. Test software exercised the radio card.

CONDUCTED TEST SETUP DIAGRAM

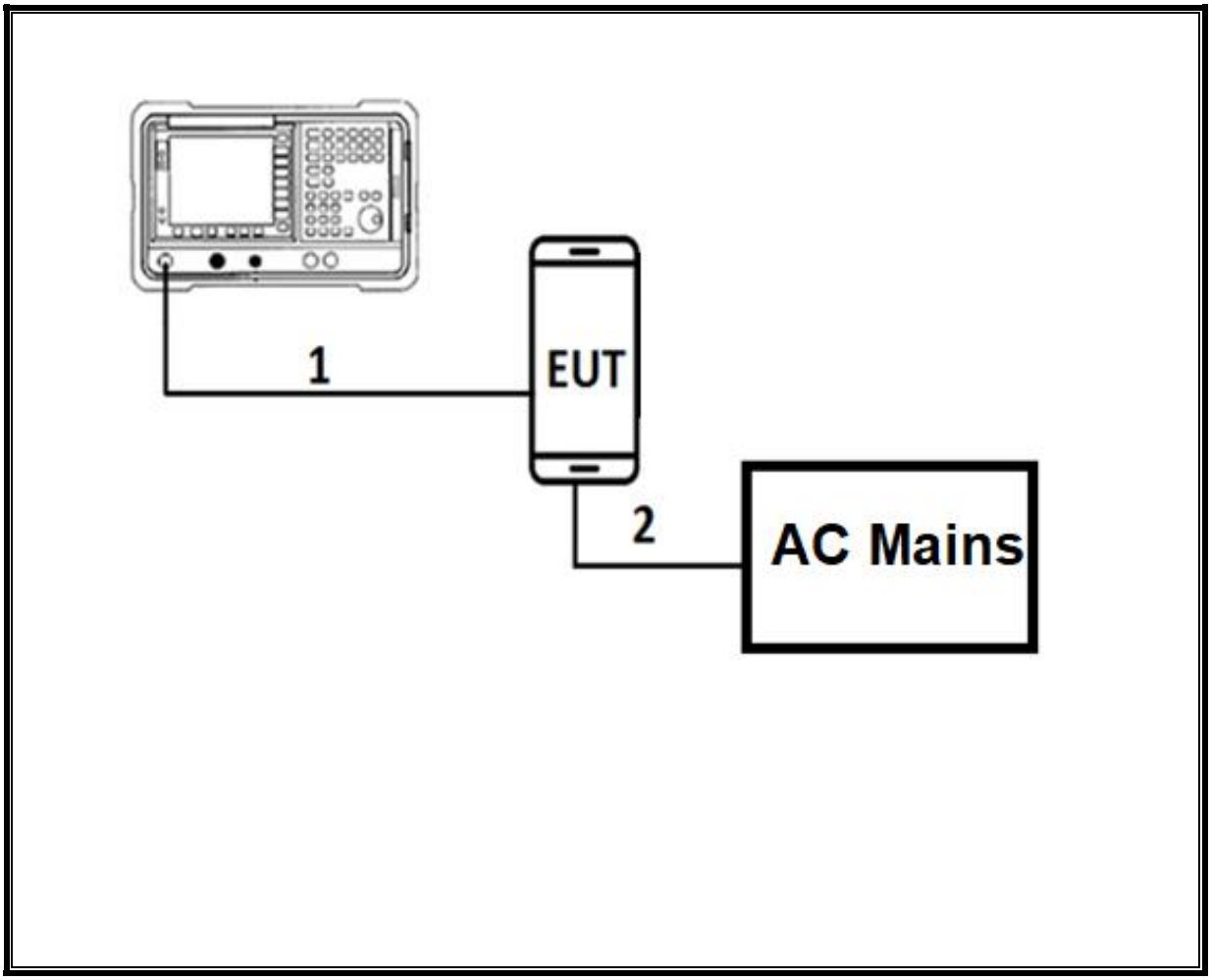

TEST SETUP

For conducted tests: the EUT was stand alone. The test software exercises the radio.

UL VERIFICATION SERVICES INC.
47173 Benicia Street, Fremont, CA 94538; USA TEL:(510) 771-1000 FAX:(510) 661-0888
This report shall not be reproduced except in full, without the written approval of UL Verification Services Inc.

RADIATED AND AC LINE CONDUCTED EMISSIONS SETUP DIAGRAM

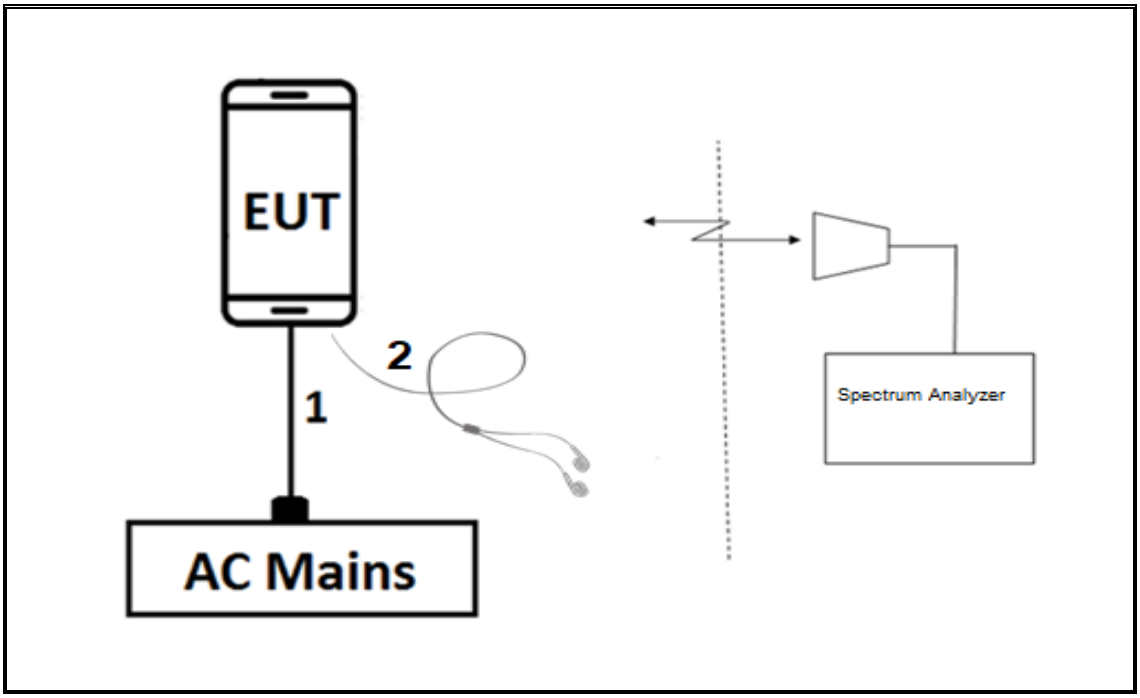

TEST SETUP

For radiated tests: EUT has support equipment. The test software exercises the radio.

UL VERIFICATION SERVICES INC.
47173 Benicia Street, Fremont, CA 94538; USA TEL:(510) 771-1000 FAX:(510) 661-0888
This report shall not be reproduced except in full, without the written approval of UL Verification Services Inc.

7. MEASUREMENT METHOD

On Time and Duty Cycle: KDB 789033 D02 v02r01, Section II.B.

6 dB Emission BW: KDB 789033 D02 v02r01, Section II.C.2

26 dB Emission BW: KDB 789033 D02 v02r01, Section II.C.1

99% Occupied BW: KDB 789033 D02 v02r01, Section II.D.

Conducted Output Power: KDB 789033 D02 v02r01, Sections II.E.3.b & II.E.2.b.

Power Spectral Density: KDB 789033 D02 v02r01, Section II F.

Unwanted emissions: KDB 789033 D02 v02r01, Sections II.G.3 – II.G.6.

AC Power Line Conducted Emissions: ANSI C63.10-2013, Section 6.2.

UL VERIFICATION SERVICES INC.
47173 Benicia Street, Fremont, CA 94538; USA TEL:(510) 771-1000 FAX:(510) 661-0888
This report shall not be reproduced except in full, without the written approval of UL Verification Services Inc.

8. TEST AND MEASUREMENT EQUIPMENT

The following test and measurement equipment was utilized for the tests documented in this report:

TEST EQUIPMENT LIST					
Description	**Manufacturer**	**Model**	**ID Num**	**Cal Due**	**Last Cal**
Amplifier, 100KHz to 1GHz,32dB	Agilent (Keysight) Technologies	8447D	T15	10/20/2019	10/20/2018
RF Amplifier	MITEQ	AFS42-00101800-25-S-42	T493	10/13/2019	10/13/2018
RF Amplifier, 1-18GHz	MITEQ	AFS42-00101800-25-S-42	T1165	10/20/2019	10/20/2018
Pre-Amp 1-26.5 GHz	Agilent	8449B	T404	03/09/2019	023/09/2018
Antenna, Broadband Hybrid, 30MHz to 3000MHz	Sunol Sciences Corp.	JB3	PRE0181574	08/01/2019	08/01/2018
Antenna, Horn 1-18GHz	ETS-Lindgren	3117	T345	04/25/2019	04/25/2018
Antenna, Horn 1-18GHz	ETS-Lindgren	3117	T863	06/21/2019	06/21/2018
Antenna, Horn 1-18GHz	ETS-Lindgren	3117	T862	05/24/2019	05/24/2018
Antenna, Active Loop 9kHz-30MHz	Com-Power Corp.	AL-130R	PRE0165308	12/13/2018	12/13/2017
18 - 26.5 GHz Horn Antenna	ARA	MWH-1826/B	T477	06/16/2019	06/16/2018
26.5 - 40 GHz Horn Antenna	ARA	MWH-2640/B	T446	8/9/2019	8/9/2018
Power Meter, P-series single channel	Agilent (Keysight) Technologies	N1911A	T1271	07/26/2019	07/26/2018
Power Sensor, P-series, 50MHz to 18GHz, Wideband	Agilent (Keysight) Technologies	N1921A	T1224	10/09/2019	10/09/2018
EMI Reciever	Rohde & Schwarz	ESR	T1436	02/21/2019	02/21/2018
L.I.S.N.	FCC INC.	FCC LISN 50/250	T1310	06/15/2019	06/15/2018
Spectrum Analyzer, PXA, 3Hz to 44GHz	Agilent (Keysight) Technologies	N9030A	T1113	12/21/2018	12/21/2017
Spectrum Analyzer	Agilent (Keysight) Technologies	E4446A	T146	08/13/2019	08/13/2018
Spectrum Analyzer, PXA, 3Hz to 44GHz	Agilent (Keysight) Technologies	N9030A	T1466	04/16/2019	04/16/2018
Spectrum Analyzer, PXA, 3Hz to 44GHz	Agilent (Keysight) Technologies	N9030A	T1454	01/08/2019	01/08/2018

Test Software List			
Description	**Manufacturer**	**Model**	**Version**
Radiated Software	UL	UL EMC	Ver 9.5, Dec 01, 2016
Antenna Port Software	UL	UL RF	Ver 9.0, Oct 31, 2018

UL VERIFICATION SERVICES INC.
47173 Benicia Street, Fremont, CA 94538; USA TEL:(510) 771-1000 FAX:(510) 661-0888
This report shall not be reproduced except in full, without the written approval of UL Verification Services Inc.

9. ANTENNA PORT TEST RESULTS

9.1. ON TIME AND DUTY CYCLE

LIMITS

None; for reporting purposes only.

PROCEDURE

KDB 789033 Zero-Span Spectrum Analyzer Method.

UL VERIFICATION SERVICES INC.
47173 Benicia Street, Fremont, CA 94538; USA TEL:(510) 771-1000 FAX:(510) 661-0888
This report shall not be reproduced except in full, without the written approval of UL Verification Services Inc.

ON TIME AND DUTY CYCLE RESULTS

Mode	ON Time B (msec)	Period (msec)	Duty Cycle x (linear)	Duty Cycle (%)	Duty Cycle Correction Factor (dB)	1/B Minimum VBW (kHz)
802.11a CDD	1.428	1.528	0.935	93.46%	0.29	0.700
802.11n HT20 CDD	1.336	1.436	0.930	93.04%	0.31	0.749
802.11n HT40 CDD	0.664	0.762	0.871	87.14%	0.60	1.506
802.11ac VHT80 CDD	0.192	0.301	0.638	63.79%	1.95	5.208
802.11ax HE20 OFDMA, RU size 242T	0.602	0.702	0.858	85.75%	0.67	1.661
802.11ax HE20 OFDMA, RU size 106T	1.282	1.386	0.925	92.50%	0.34	0.780
802.11ax HE20 OFDMA, RU size 52T	2.642	2.746	0.962	96.21%	0.17	0.379
802.11ax HE20 OFDMA, RU size 26T	5.218	5.338	0.978	97.75%	0.10	0.192
802.11ax HE40 OFDMA, RU size 484T	0.337	0.437	0.771	77.13%	1.13	2.966
802.11ax HE40 OFDMA, RU size 242T	0.600	0.700	0.857	85.71%	0.67	1.667
802.11ax HE40 OFDMA, RU size 106T	1.282	1.394	0.920	91.97%	0.36	0.780
802.11ax HE40 OFDMA, RU size 52T	2.654	2.760	0.962	96.16%	0.17	0.377
802.11ax HE40 OFDMA, RU size 26T	5.194	5.330	0.974	97.45%	0.11	0.193
802.11ax HE80 OFDMA, RU size 996T	0.202	0.312	0.648	64.77%	1.89	4.946
802.11ax HE80 OFDMA, RU size 484T	0.337	0.446	0.756	75.57%	1.22	2.966
802.11ax HE80 OFDMA, RU size 242T	0.601	0.709	0.848	84.77%	0.72	1.663
802.11ax HE80 OFDMA, RU size 106T	1.281	1.393	0.920	91.96%	0.36	0.781
802.11ax HE80 OFDMA, RU size 52T	2.653	2.753	0.964	96.37%	0.16	0.377
802.11ax HE80 OFDMA, RU size 26T	5.185	5.333	0.972	97.22%	0.12	0.193

UL VERIFICATION SERVICES INC.
47173 Benicia Street, Fremont, CA 94538; USA TEL:(510) 771-1000 FAX:(510) 661-0888
This report shall not be reproduced except in full, without the written approval of UL Verification Services Inc.

DUTY CYCLE PLOTS

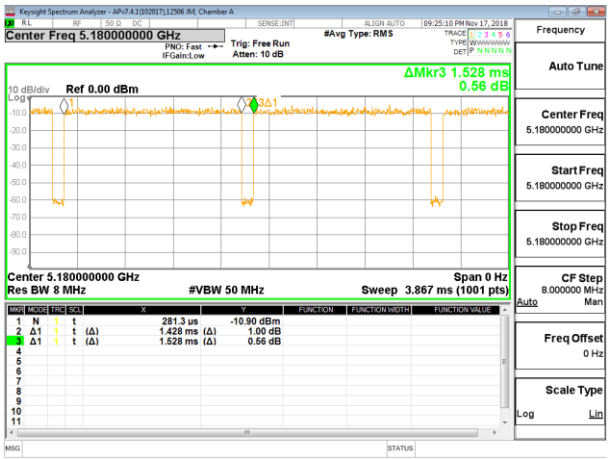

802.11a CDD MODE

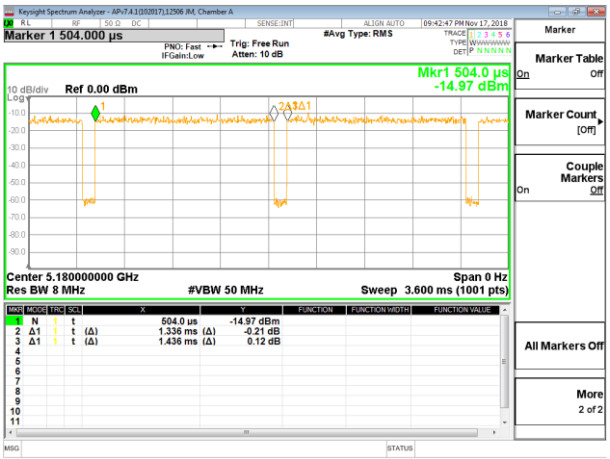

802.11n HT20 CDD MODE

802.11n HT40 CDD MODE

802.11ac VHT80 CDD MODE

UL VERIFICATION SERVICES INC.
47173 Benicia Street, Fremont, CA 94538; USA TEL:(510) 771-1000 FAX:(510) 661-0888

This report shall not be reproduced except in full, without the written approval of UL Verification Services Inc.

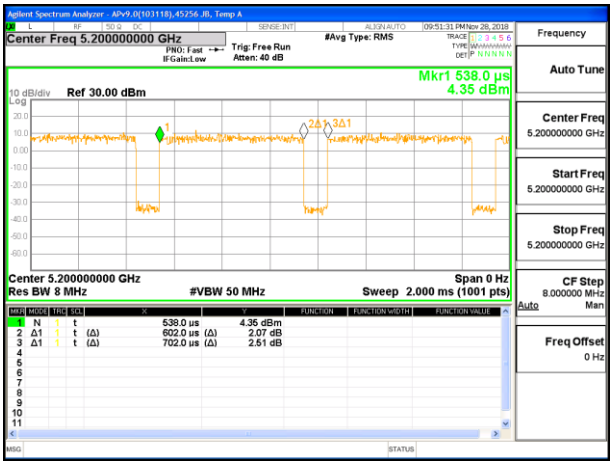

802.11ax HE20 OFDMA, RU SIZE 242T MODE

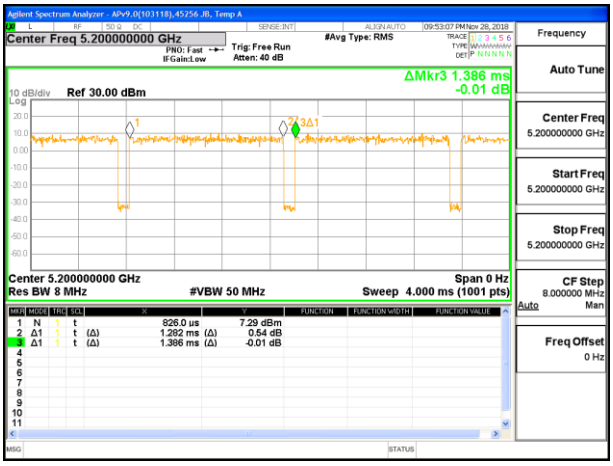

802.11ax HE20 OFDMA, RU SIZE 106T MODE

802.11ax HE20 OFDMA, RU SIZE 52T MODE

802.11ax HE20 OFDMA, RU SIZE 26T MODE

UL VERIFICATION SERVICES INC.
47173 Benicia Street, Fremont, CA 94538; USA TEL:(510) 771-1000 FAX:(510) 661-0888
This report shall not be reproduced except in full, without the written approval of UL Verification Services Inc.

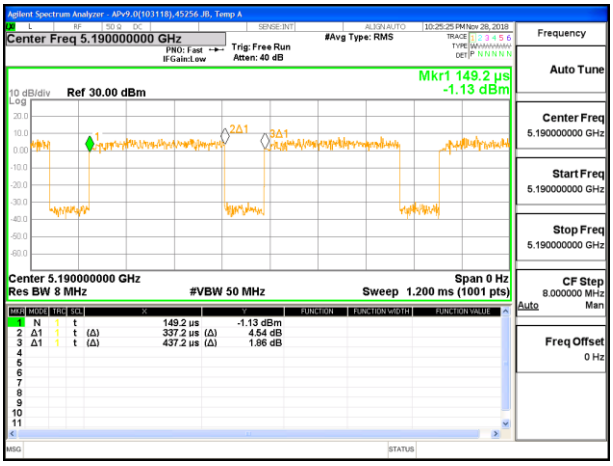

802.11ax HE40 OFDMA, RU SIZE 484T MODE

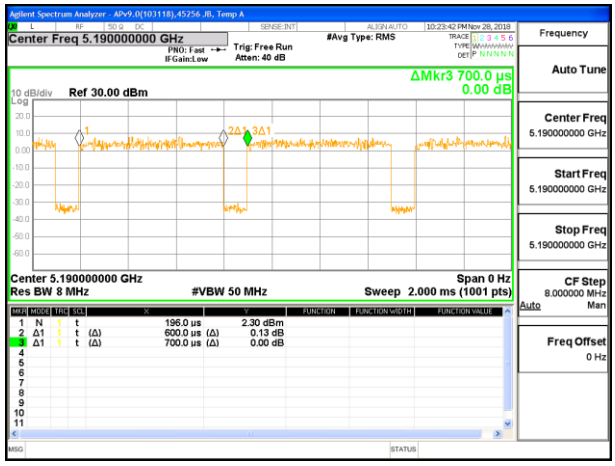

802.11ax HE40 OFDMA, RU SIZE 242T MODE

802.11ax HE40 OFDMA, RU SIZE 106T MODE

802.11ax HE40 OFDMA, RU SIZE 52T MODE

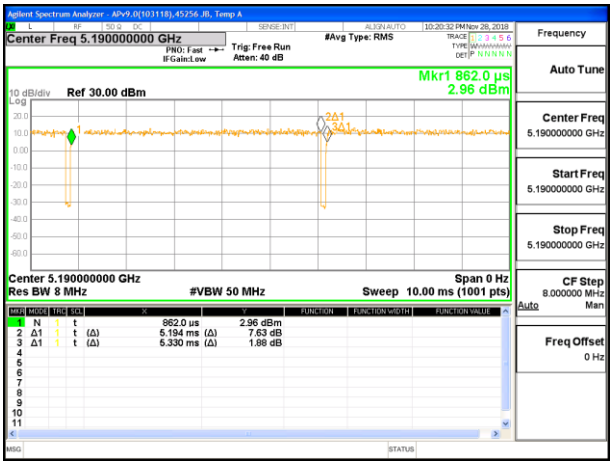

802.11ax HE40 OFDMA, RU SIZE 26T MODE

Intentionally Left Blank

UL VERIFICATION SERVICES INC.
47173 Benicia Street, Fremont, CA 94538; USA TEL:(510) 771-1000 FAX:(510) 661-0888
This report shall not be reproduced except in full, without the written approval of UL Verification Services Inc.

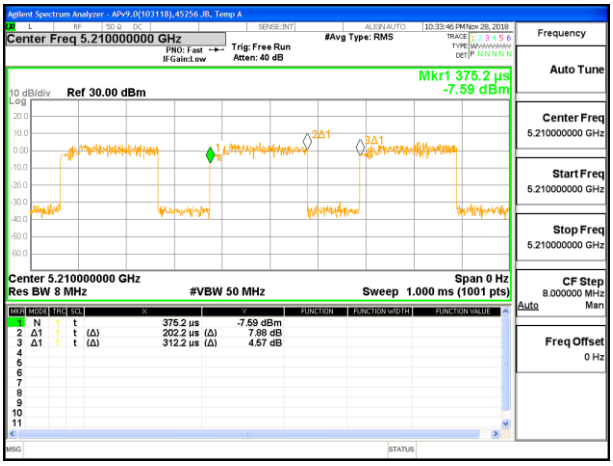

802.11ax HE80 OFDMA, RU SIZE 996T MODE

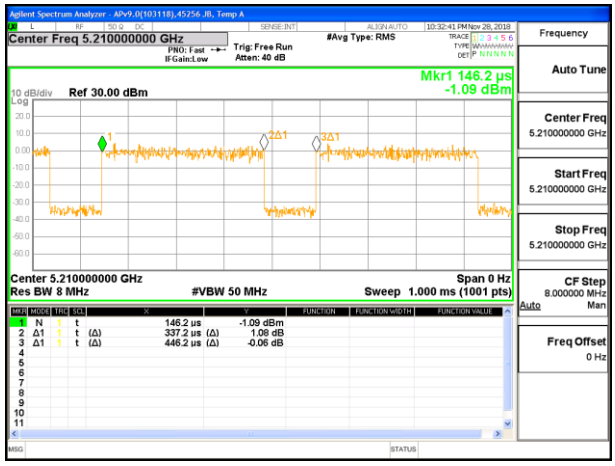

802.11ax HE80 OFDMA, RU SIZE 484T MODE

802.11ax HE80 OFDMA, RU SIZE 242T MODE

802.11ax HE80 OFDMA, RU SIZE 106T MODE

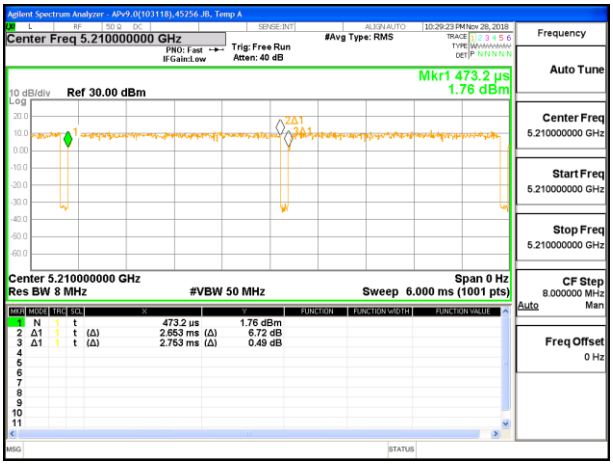

802.11ax HE80 OFDMA, RU SIZE 52T MODE

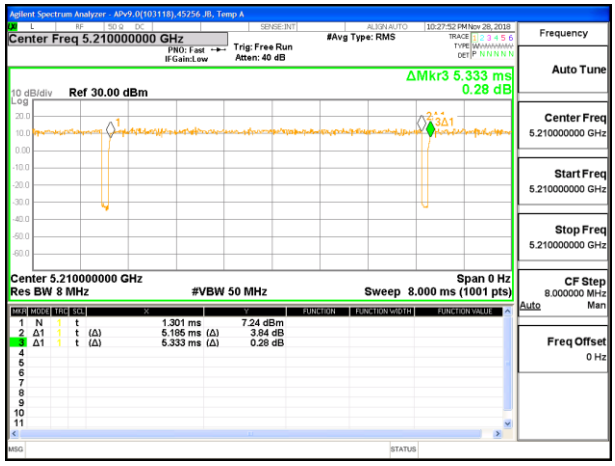

802.11ax HE80 OFDMA, RU SIZE 26T MODE

UL VERIFICATION SERVICES INC.
47173 Benicia Street, Fremont, CA 94538; USA TEL:(510) 771-1000 FAX:(510) 661-0888
This report shall not be reproduced except in full, without the written approval of UL Verification Services Inc.

9.2. 26 dB BANDWIDTH

LIMITS

None; for reporting purposes only.

RESULTS

UL VERIFICATION SERVICES INC.
47173 Benicia Street, Fremont, CA 94538; USA TEL:(510) 771-1000 FAX:(510) 661-0888
This report shall not be reproduced except in full, without the written approval of UL Verification Services Inc.

9.2.1. 802.11a MODE IN THE 5.2 GHz BAND

2TX Antenna 1 + Antenna 2 CDD MODE

Channel	Frequency (MHz)	26 dB Bandwidth Chain 0 (MHz)	26 dB Bandwidth Chain 1 (MHz)
Low	5180	21.90	22.05
Mid	5200	24.35	22.00
High	5240	21.85	22.05

LOW CHANNEL

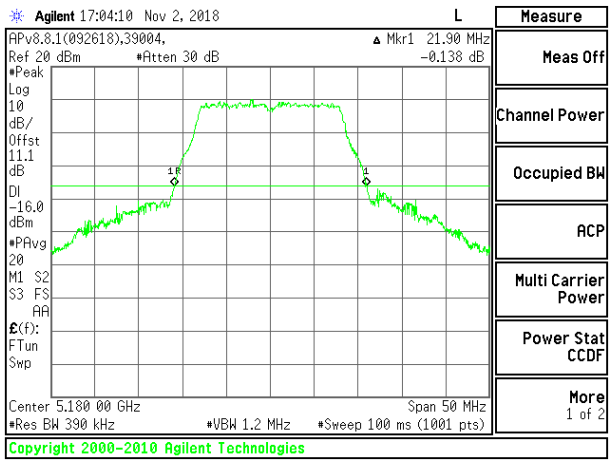

LOW CHANNEL CHAIN 0

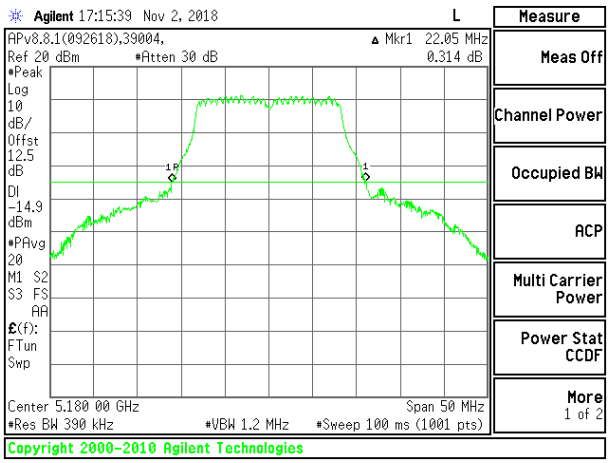

LOW CHANNEL CHAIN 1

MID CHANNEL

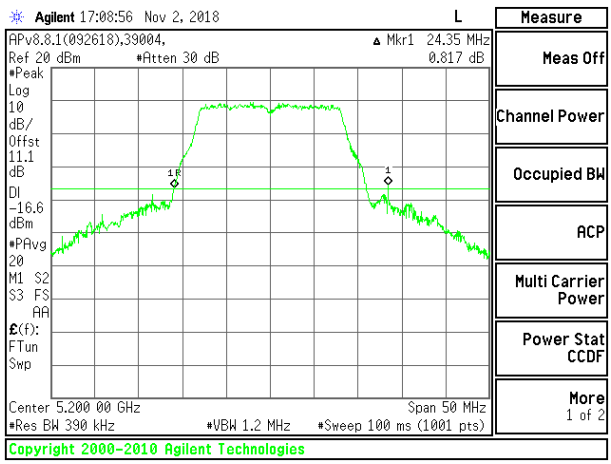

MID CHANNEL CHAIN 0

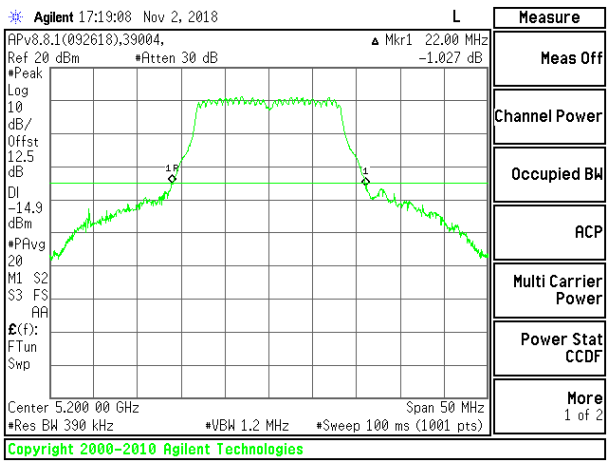

MID CHANNEL CHAIN 1

UL VERIFICATION SERVICES INC.
47173 Benicia Street, Fremont, CA 94538; USA TEL:(510) 771-1000 FAX:(510) 661-0888
This report shall not be reproduced except in full, without the written approval of UL Verification Services Inc.

HIGH CHANNEL

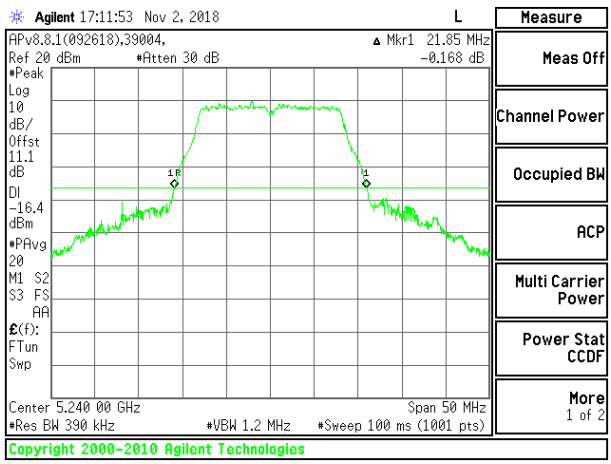

HIGH CHANNEL CHAIN 0

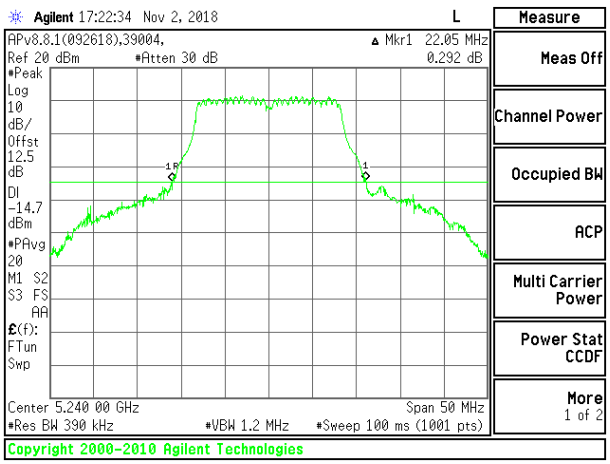

HIGH CHANNEL CHAIN 1

UL VERIFICATION SERVICES INC.
47173 Benicia Street, Fremont, CA 94538; USA TEL:(510) 771-1000 FAX:(510) 661-0888
This report shall not be reproduced except in full, without the written approval of UL Verification Services Inc.

9.2.2. 802.11n HT20 MODE IN THE 5.2 GHz BAND

2TX Antenna 1 + Antenna 2 CDD MODE

Channel	Frequency (MHz)	26 dB Bandwidth Chain 0 (MHz)	26 dB Bandwidth Chain 1 (MHz)
Low	5180	27.00	24.35
Mid	5200	22.40	24.75
High	5240	22.60	26.30

LOW CHANNEL

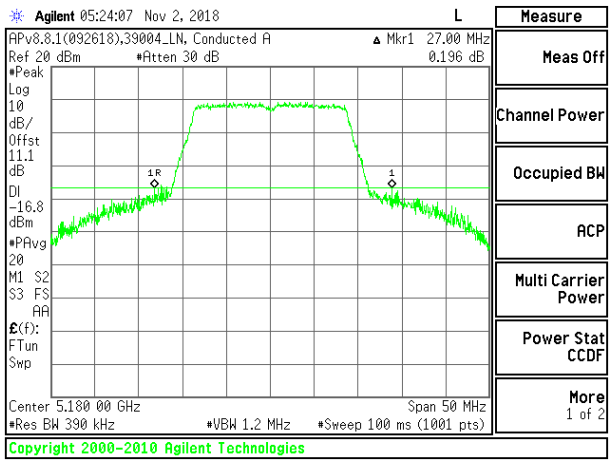

LOW CHANNEL CHAIN 0

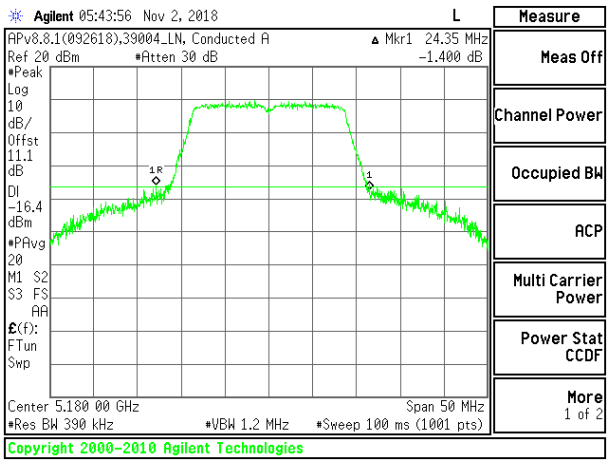

LOW CHANNEL CHAIN 1

MID CHANNEL

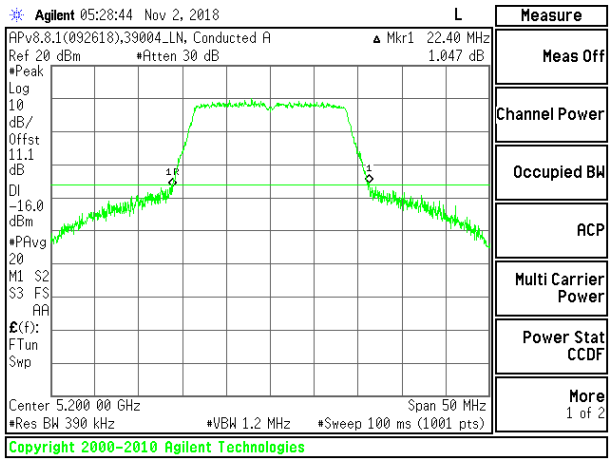

MID CHANNEL CHAIN 0

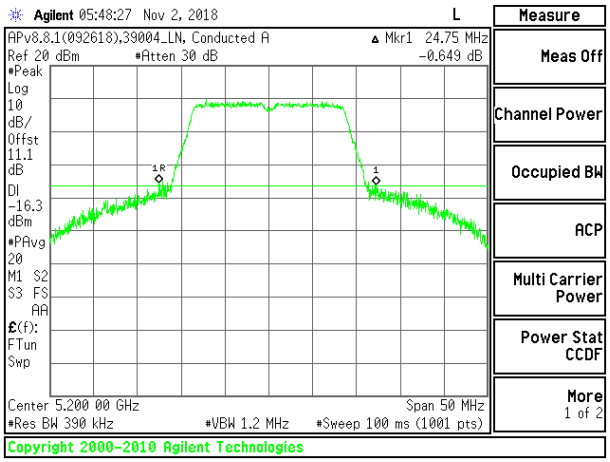

MID CHANNEL CHAIN 1

UL VERIFICATION SERVICES INC.
47173 Benicia Street, Fremont, CA 94538; USA TEL:(510) 771-1000 FAX:(510) 661-0888
This report shall not be reproduced except in full, without the written approval of UL Verification Services Inc.

HIGH CHANNEL

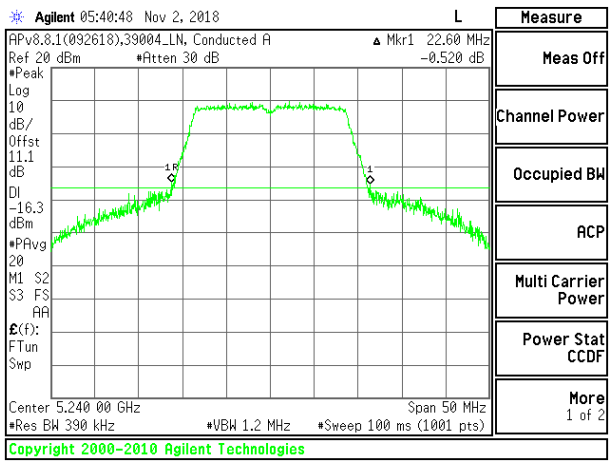

HIGH CHANNEL CHAIN 0

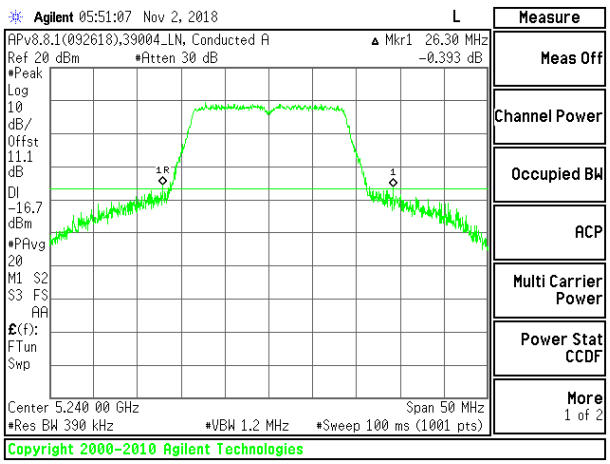

HIGH CHANNEL CHAIN 1

UL VERIFICATION SERVICES INC.
47173 Benicia Street, Fremont, CA 94538; USA TEL:(510) 771-1000 FAX:(510) 661-0888
This report shall not be reproduced except in full, without the written approval of UL Verification Services Inc.

9.2.3. 802.11n HT40 MODE IN THE 5.2 GHz BAND

2TX Antenna 1 + Antenna 2 CDD MODE

Channel	Frequency (MHz)	26 dB Bandwidth Chain 0 (MHz)	26 dB Bandwidth Chain 1 (MHz)
Low	5190	51.90	50.30
High	5230	50.40	49.20

LOW CHANNEL

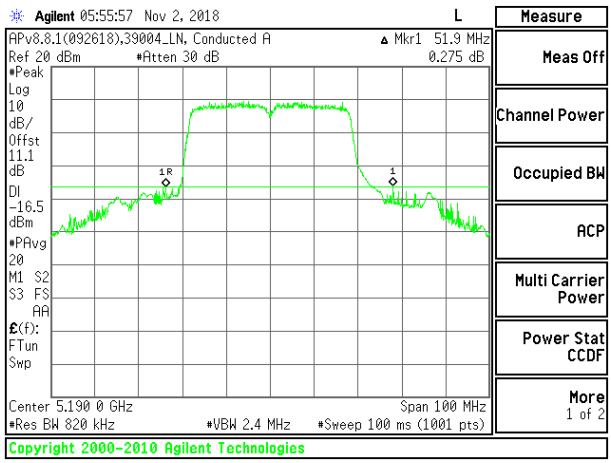

LOW CHANNEL CHAIN 0

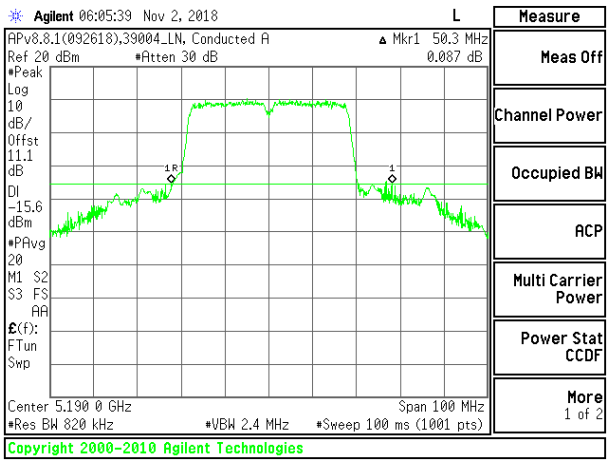

LOW CHANNEL CHAIN 1

HIGH CHANNEL

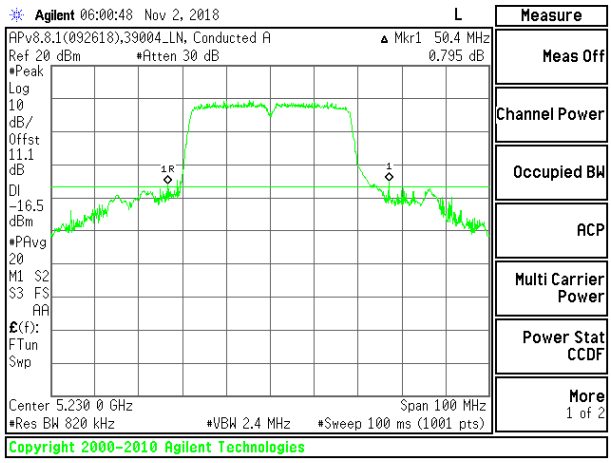

HIGH CHANNEL CHAIN 0

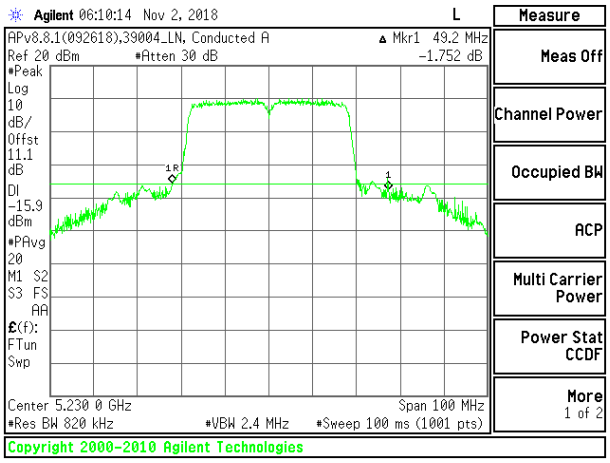

HIGH CHANNEL CHAIN 1

UL VERIFICATION SERVICES INC.
47173 Benicia Street, Fremont, CA 94538; USA TEL:(510) 771-1000 FAX:(510) 661-0888
This report shall not be reproduced except in full, without the written approval of UL Verification Services Inc.

9.2.4. 802.11ac VHT80 MODE IN THE 5.2 GHz BAND

2TX Antenna 1 + Antenna 2 CDD MODE

Channel	Frequency (MHz)	26 dB Bandwidth Chain 0 (MHz)	26 dB Bandwidth Chain 1 (MHz)
Mid	5210	85.20	85.00

MID CHANNEL

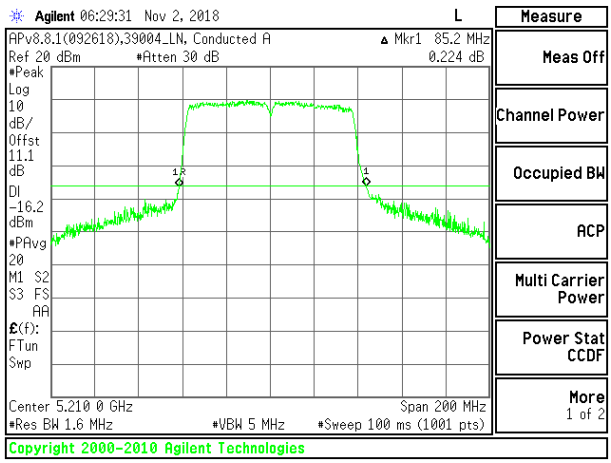

MID CHANNEL CHAIN 0

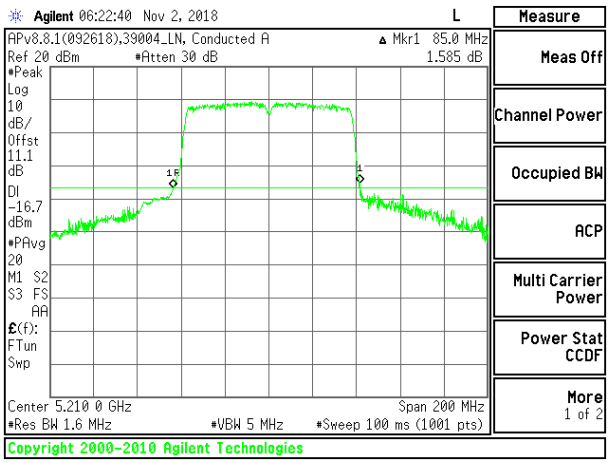

MID CHANNEL CHAIN 1

UL VERIFICATION SERVICES INC.
47173 Benicia Street, Fremont, CA 94538; USA TEL:(510) 771-1000 FAX:(510) 661-0888
This report shall not be reproduced except in full, without the written approval of UL Verification Services Inc.

9.2.5. 802.11ax HE20 MODE IN THE 5.2 GHz BAND

2TX Antenna 1 + Antenna 2 OFDMA MODE – 242-Tones, RU Index 61

Channel	Frequency (MHz)	26 dB Bandwidth Chain 0 (MHz)	26 dB Bandwidth Chain 1 (MHz)
Low	5180	25.60	22.10
Mid	5200	22.15	21.95
High	5240	22.20	21.95

LOW CHANNEL

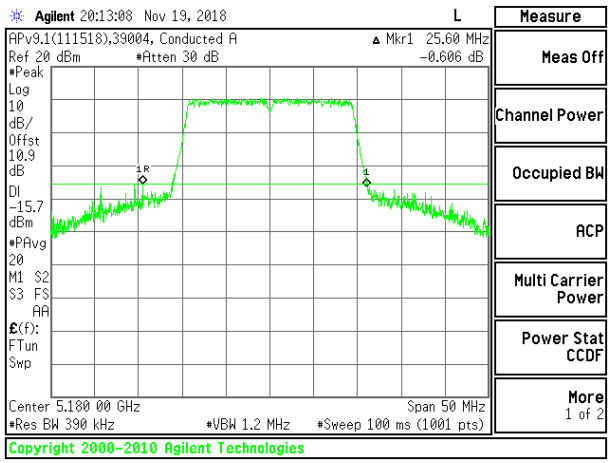

LOW CHANNEL CHAIN 0

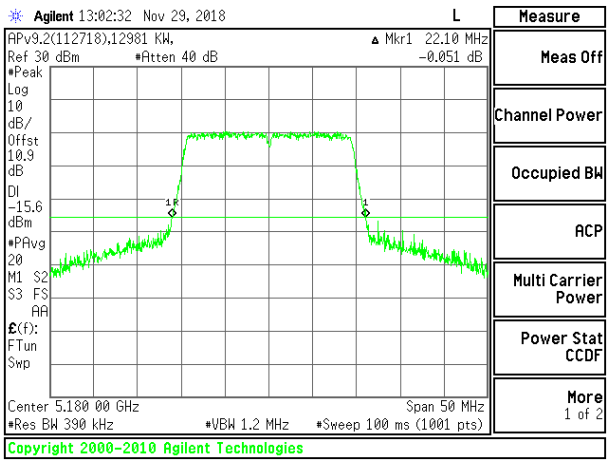

LOW CHANNEL CHAIN 1

MID CHANNEL

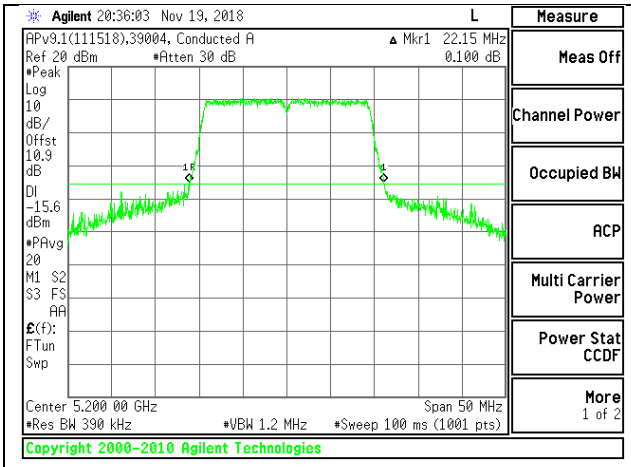

MID CHANNEL CHAIN 0

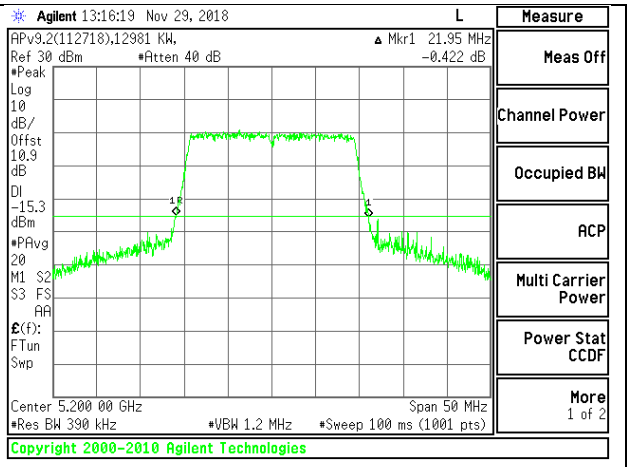

MID CHANNEL CHAIN 1

UL VERIFICATION SERVICES INC.
47173 Benicia Street, Fremont, CA 94538; USA TEL:(510) 771-1000 FAX:(510) 661-0888
This report shall not be reproduced except in full, without the written approval of UL Verification Services Inc.

HIGH CHANNEL

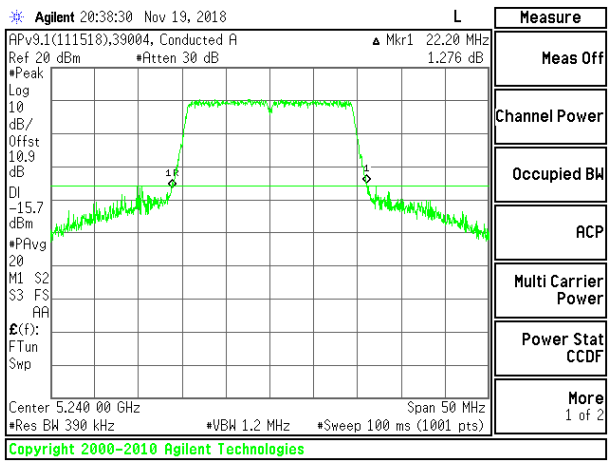

HIGH CHANNEL CHAIN 0

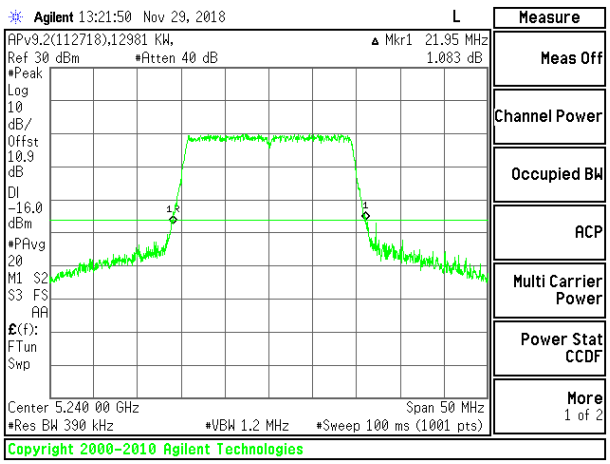

HIGH CHANNEL CHAIN 1

UL VERIFICATION SERVICES INC.
47173 Benicia Street, Fremont, CA 94538; USA TEL:(510) 771-1000 FAX:(510) 661-0888
This report shall not be reproduced except in full, without the written approval of UL Verification Services Inc.

2TX Antenna 1 + Antenna 2 OFDMA MODE – 106-Tones, RU Index 53

Channel	Frequency (MHz)	26 dB Bandwidth Chain 0 (MHz)	26 dB Bandwidth Chain 1 (MHz)
Low	5180	21.45	20.35
Mid	5200	21.50	20.55
High	5240	21.60	20.60

LOW CHANNEL

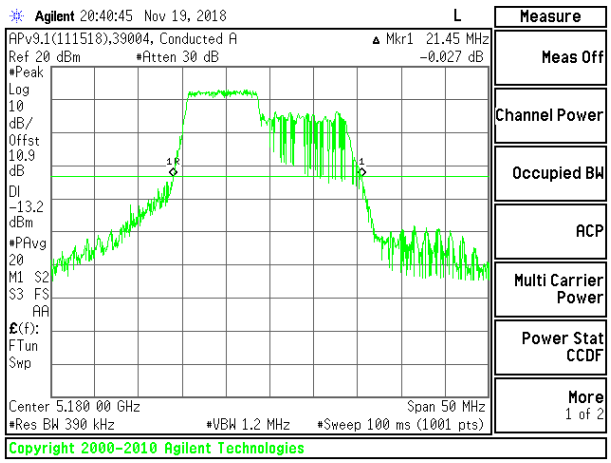

LOW CHANNEL CHAIN 0

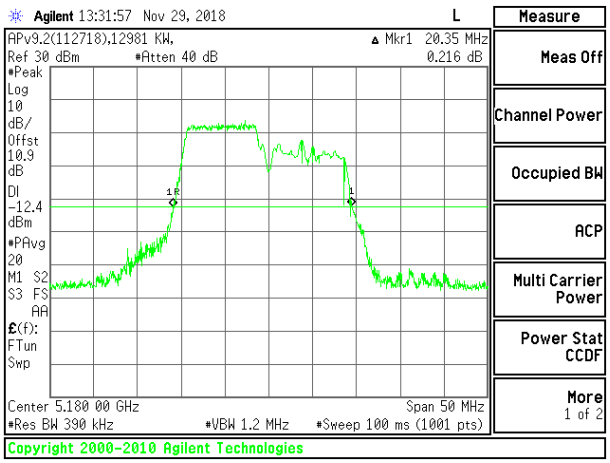

LOW CHANNEL CHAIN 1

MID CHANNEL

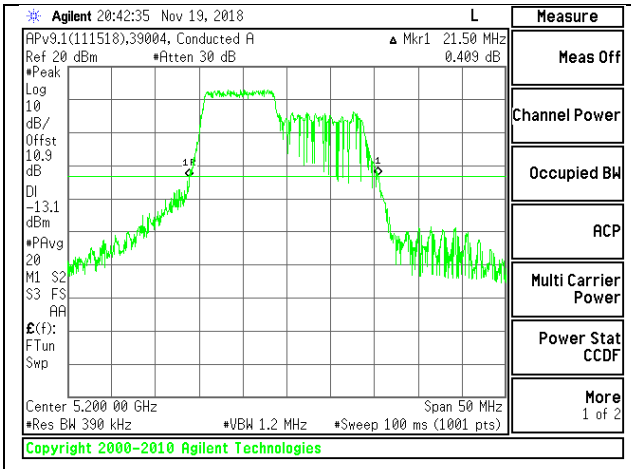

MID CHANNEL CHAIN 0

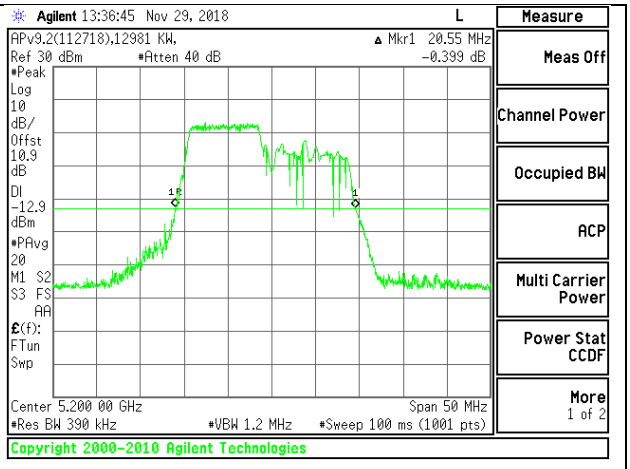

MID CHANNEL CHAIN 1

UL VERIFICATION SERVICES INC.
47173 Benicia Street, Fremont, CA 94538; USA TEL:(510) 771-1000 FAX:(510) 661-0888
This report shall not be reproduced except in full, without the written approval of UL Verification Services Inc.

HIGH CHANNEL

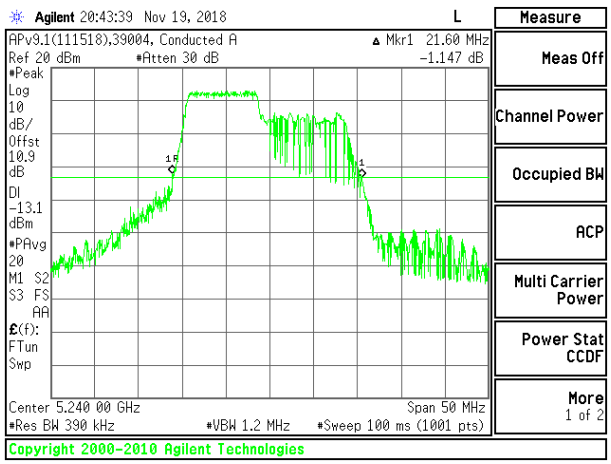

HIGH CHANNEL CHAIN 0

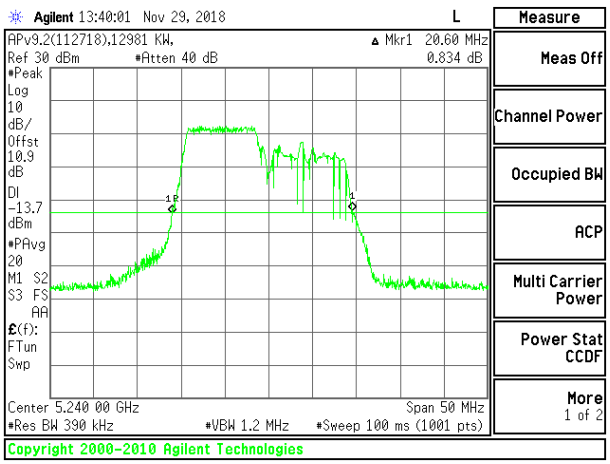

HIGH CHANNEL CHAIN 1

UL VERIFICATION SERVICES INC.
47173 Benicia Street, Fremont, CA 94538; USA TEL:(510) 771-1000 FAX:(510) 661-0888

This report shall not be reproduced except in full, without the written approval of UL Verification Services Inc.

2TX Antenna 1 + Antenna 2 OFDMA MODE – 106-Tones, RU Index 54

Channel	Frequency (MHz)	26 dB Bandwidth Chain 0 (MHz)	26 dB Bandwidth Chain 1 (MHz)
Low	5180	21.70	20.80
Mid	5200	21.80	20.75
High	5240	21.80	20.65

LOW CHANNEL

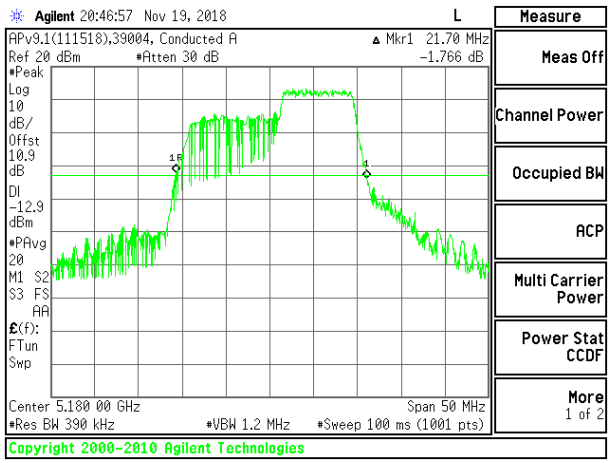

LOW CHANNEL CHAIN 0

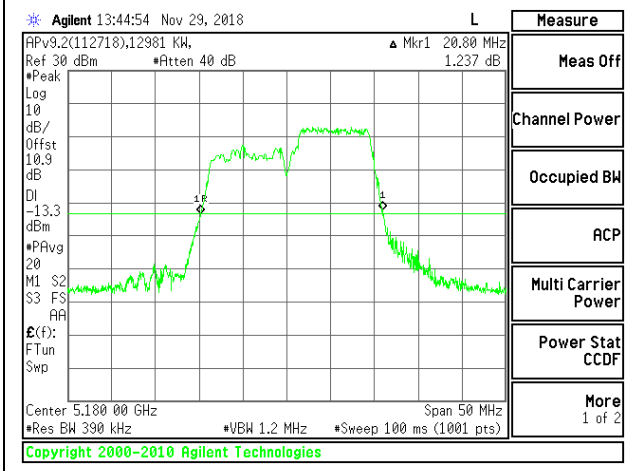

LOW CHANNEL CHAIN 1

MID CHANNEL

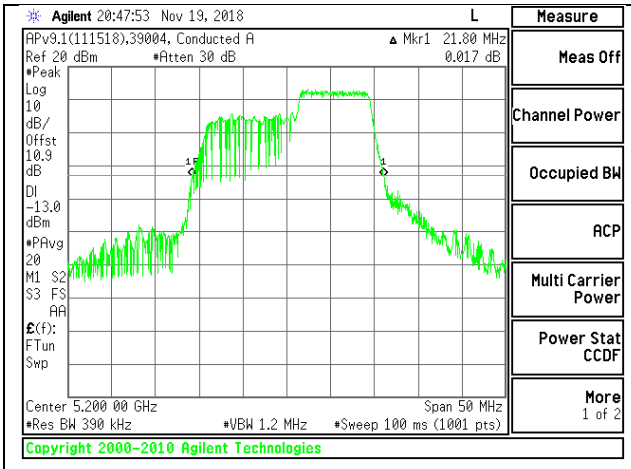

MID CHANNEL CHAIN 0

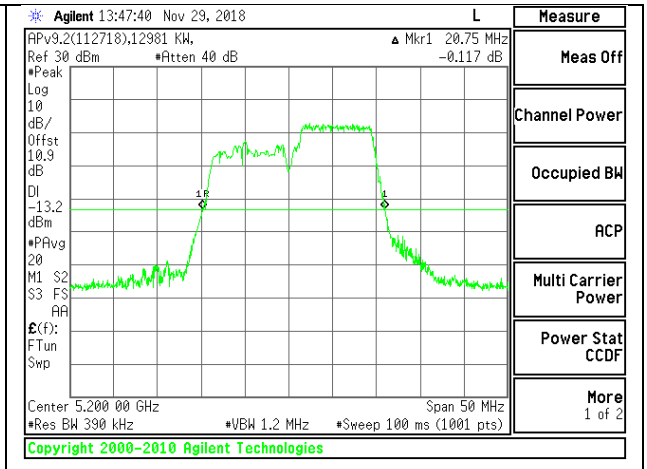

MID CHANNEL CHAIN 1

UL VERIFICATION SERVICES INC.
47173 Benicia Street, Fremont, CA 94538; USA TEL:(510) 771-1000 FAX:(510) 661-0888
This report shall not be reproduced except in full, without the written approval of UL Verification Services Inc.

HIGH CHANNEL

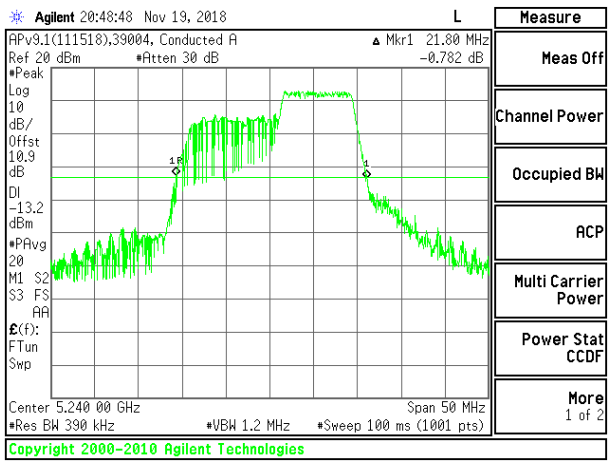

HIGH CHANNEL CHAIN 0

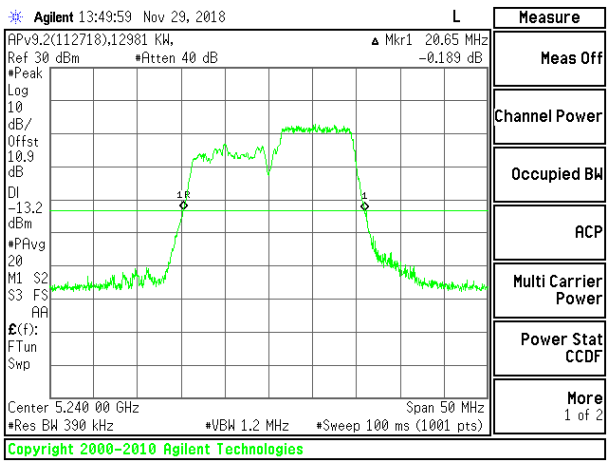

HIGH CHANNEL CHAIN 1

UL VERIFICATION SERVICES INC.
47173 Benicia Street, Fremont, CA 94538; USA TEL:(510) 771-1000 FAX:(510) 661-0888
This report shall not be reproduced except in full, without the written approval of UL Verification Services Inc.

2TX Antenna 1 + Antenna 2 OFDMA MODE – 52-Tones, RU Index 37

Channel	Frequency (MHz)	26 dB Bandwidth Chain 0 (MHz)	26 dB Bandwidth Chain 1 (MHz)
Low	5180	20.65	20.20
Mid	5200	20.85	20.15
High	5240	20.95	20.25

LOW CHANNEL

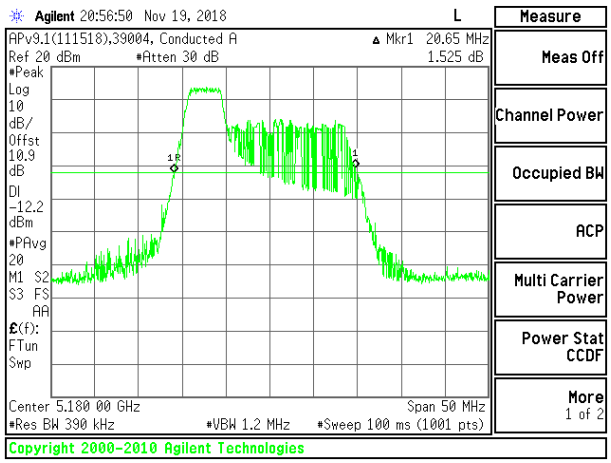

LOW CHANNEL CHAIN 0

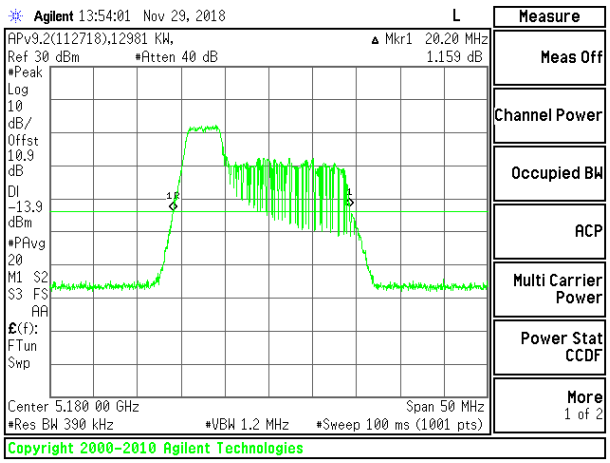

LOW CHANNEL CHAIN 1

MID CHANNEL

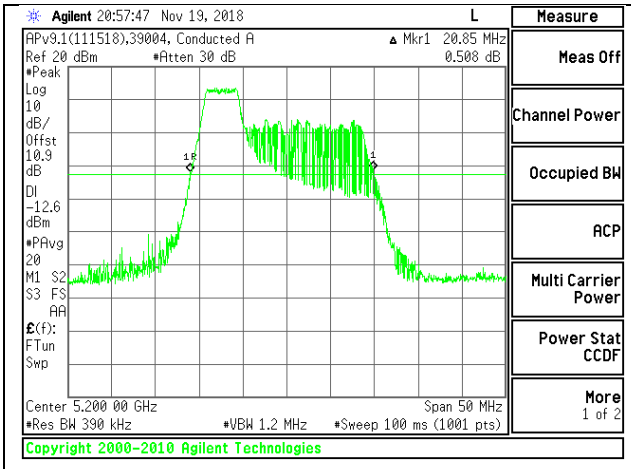

MID CHANNEL CHAIN 0

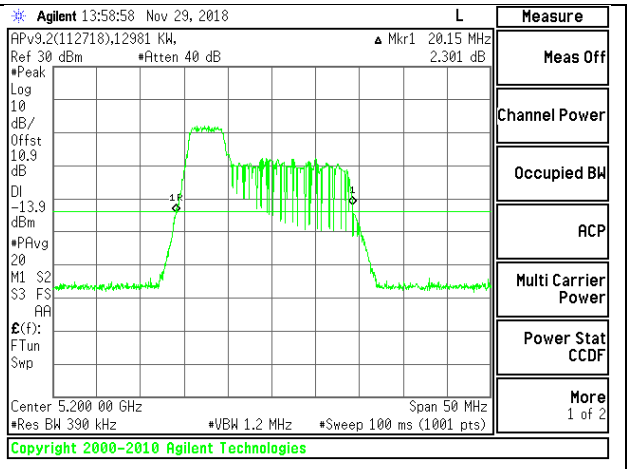

MID CHANNEL CHAIN 1

UL VERIFICATION SERVICES INC.
47173 Benicia Street, Fremont, CA 94538; USA TEL:(510) 771-1000 FAX:(510) 661-0888
This report shall not be reproduced except in full, without the written approval of UL Verification Services Inc.

HIGH CHANNEL

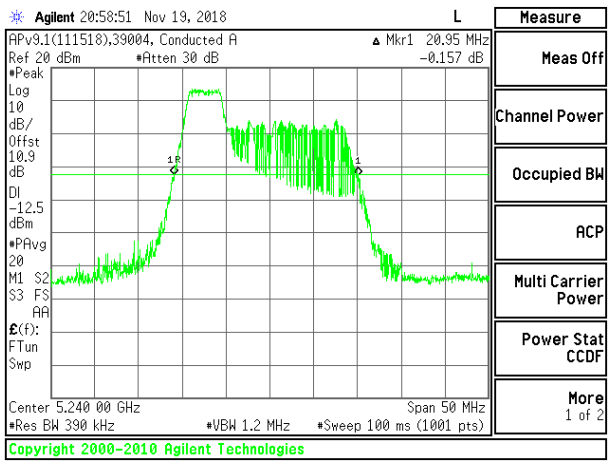

HIGH CHANNEL CHAIN 0

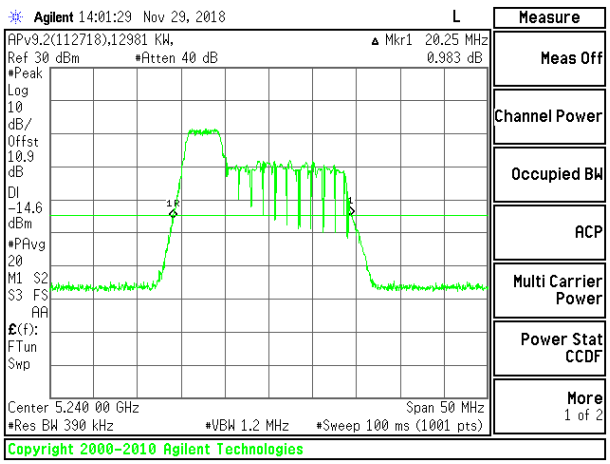

HIGH CHANNEL CHAIN 1

UL VERIFICATION SERVICES INC.
47173 Benicia Street, Fremont, CA 94538; USA TEL:(510) 771-1000 FAX:(510) 661-0888

This report shall not be reproduced except in full, without the written approval of UL Verification Services Inc.

2TX Antenna 1 + Antenna 2 OFDMA MODE – 52-Tones, RU Index 38

Channel	Frequency (MHz)	26 dB Bandwidth Chain 0 (MHz)	26 dB Bandwidth Chain 1 (MHz)
Low	5180	20.30	19.00
Mid	5200	20.30	19.05
High	5240	20.40	19.10

LOW CHANNEL

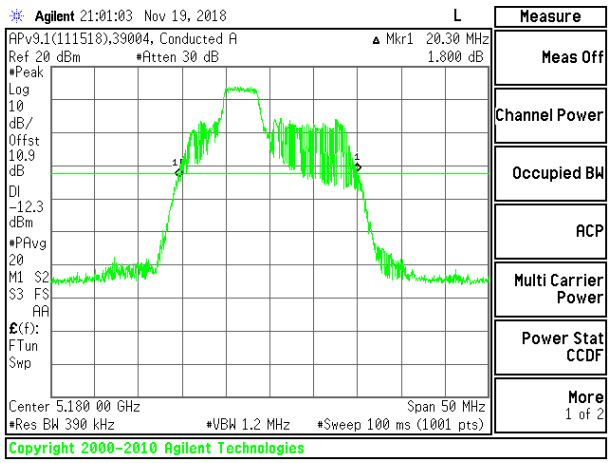

LOW CHANNEL CHAIN 0

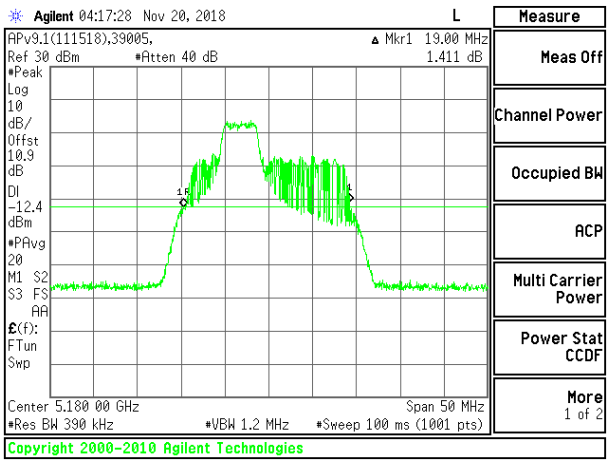

LOW CHANNEL CHAIN 1

MID CHANNEL

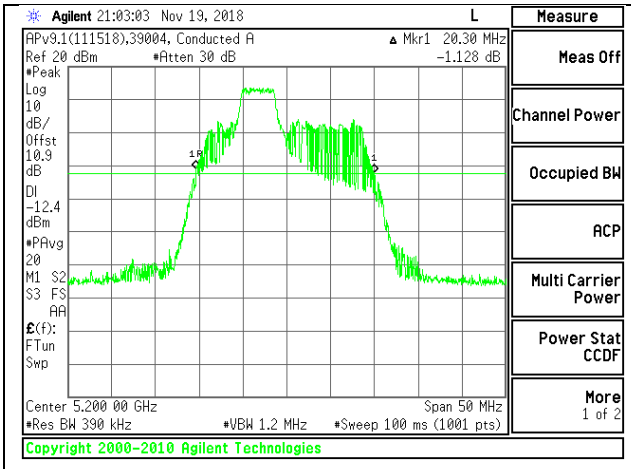

MID CHANNEL CHAIN 0

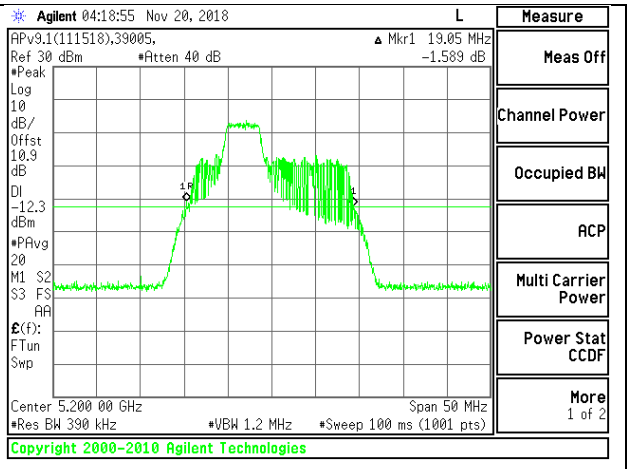

MID CHANNEL CHAIN 1

UL VERIFICATION SERVICES INC.
47173 Benicia Street, Fremont, CA 94538; USA TEL:(510) 771-1000 FAX:(510) 661-0888
This report shall not be reproduced except in full, without the written approval of UL Verification Services Inc.

HIGH CHANNEL

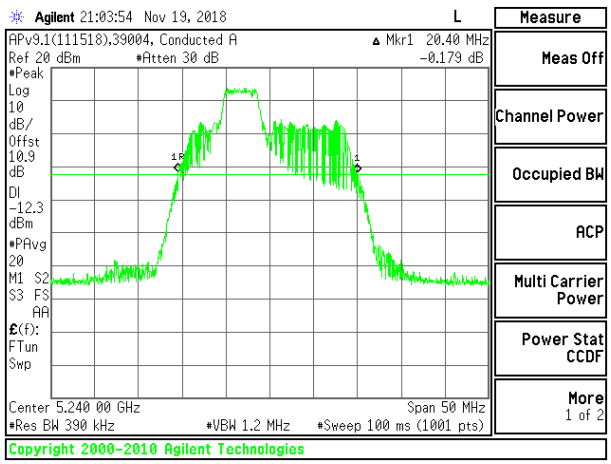

HIGH CHANNEL CHAIN 0

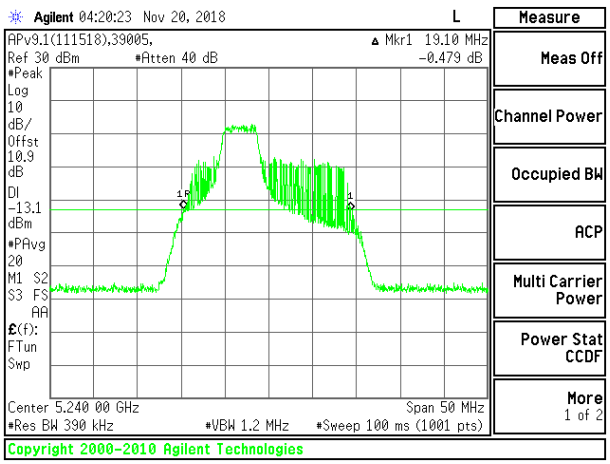

HIGH CHANNEL CHAIN 1

UL VERIFICATION SERVICES INC.
47173 Benicia Street, Fremont, CA 94538; USA TEL:(510) 771-1000 FAX:(510) 661-0888

This report shall not be reproduced except in full, without the written approval of UL Verification Services Inc.

2TX Antenna 1 + Antenna 2 OFDMA MODE – 52-Tones, RU Index 40

Channel	Frequency (MHz)	26 dB Bandwidth Chain 0 (MHz)	26 dB Bandwidth Chain 1 (MHz)
Low	5180	21.55	20.25
Mid	5200	21.55	20.35
High	5240	21.50	20.45

LOW CHANNEL

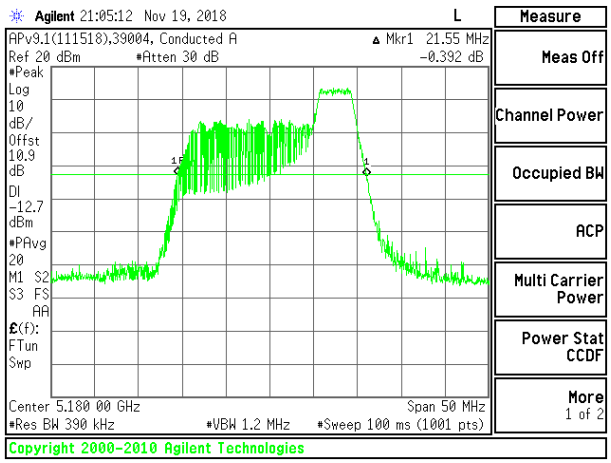

LOW CHANNEL CHAIN 0

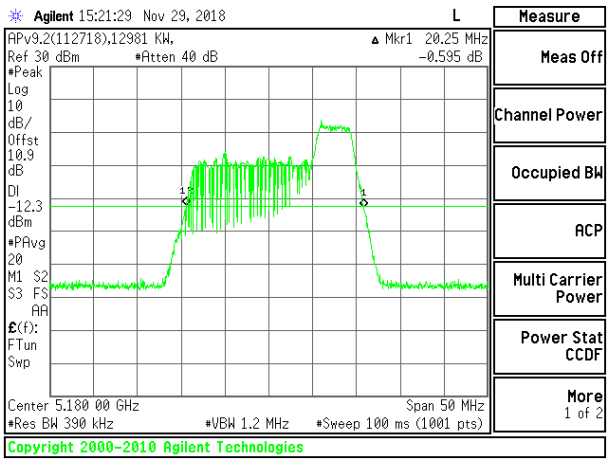

LOW CHANNEL CHAIN 1

MID CHANNEL

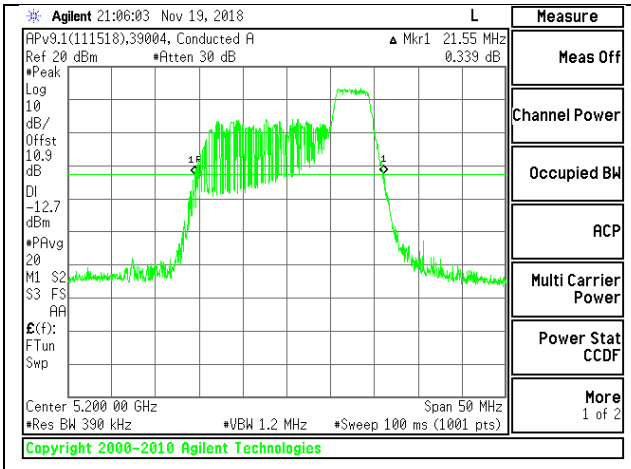

MID CHANNEL CHAIN 0

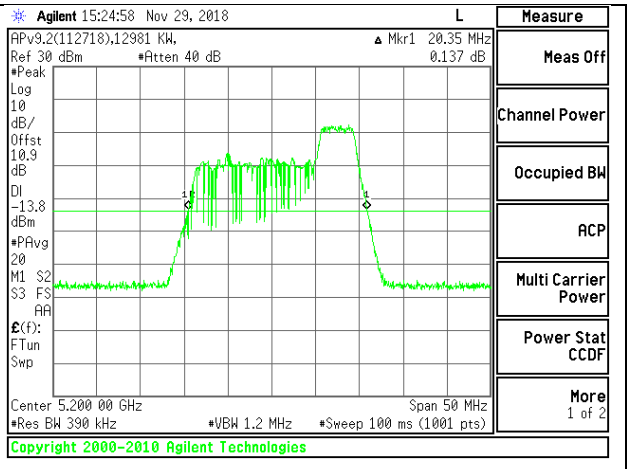

MID CHANNEL CHAIN 1

UL VERIFICATION SERVICES INC.
47173 Benicia Street, Fremont, CA 94538; USA TEL:(510) 771-1000 FAX:(510) 661-0888
This report shall not be reproduced except in full, without the written approval of UL Verification Services Inc.

HIGH CHANNEL

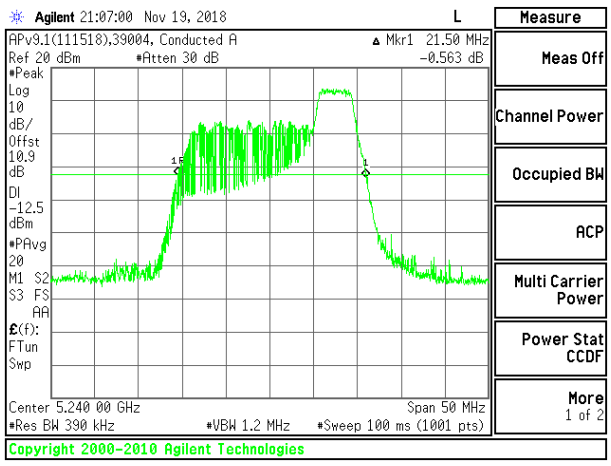

HIGH CHANNEL CHAIN 0

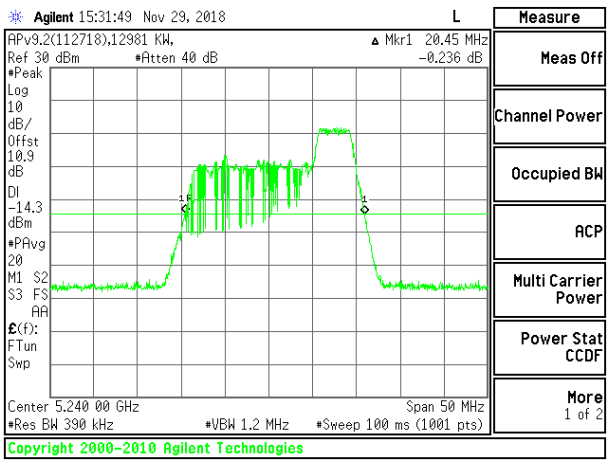

HIGH CHANNEL CHAIN 1

UL VERIFICATION SERVICES INC.
47173 Benicia Street, Fremont, CA 94538; USA TEL:(510) 771-1000 FAX:(510) 661-0888
This report shall not be reproduced except in full, without the written approval of UL Verification Services Inc.

2TX Antenna 1 + Antenna 2 OFDMA MODE – 26-Tones, RU Index 0

Channel	Frequency (MHz)	26 dB Bandwidth Chain 0 (MHz)	26 dB Bandwidth Chain 1 (MHz)
Low	5180	20.50	19.95
Mid	5200	20.35	19.95
High	5240	20.50	19.95

LOW CHANNEL

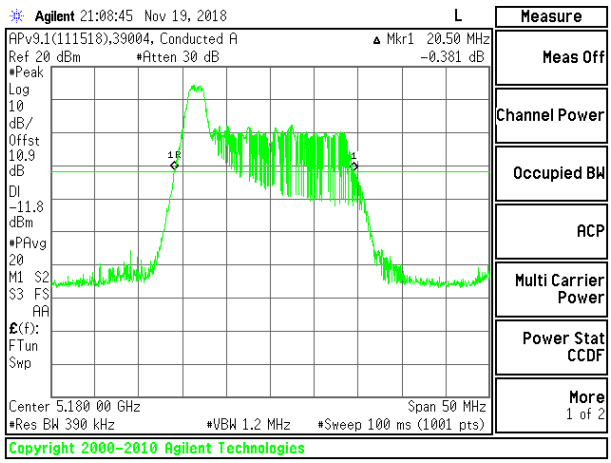

LOW CHANNEL CHAIN 0

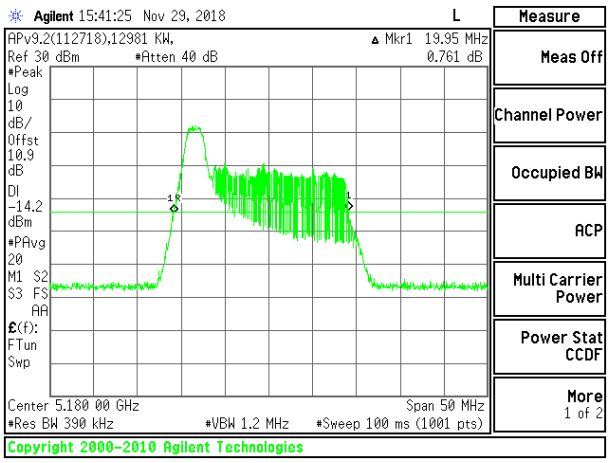

LOW CHANNEL CHAIN 1

MID CHANNEL

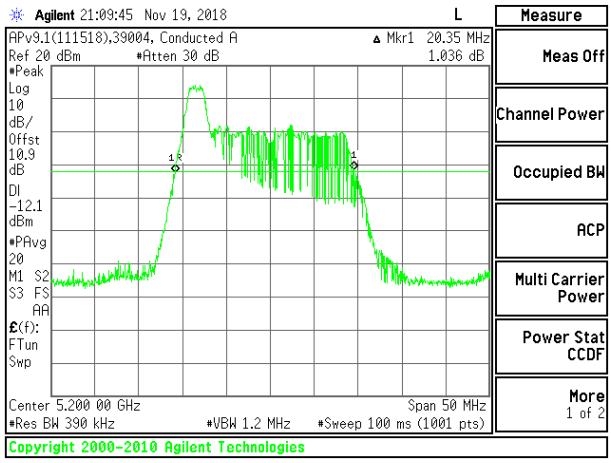

MID CHANNEL CHAIN 0

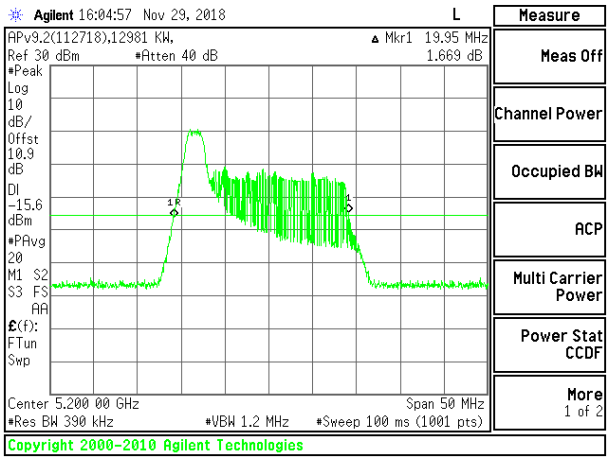

MID CHANNEL CHAIN 1

UL VERIFICATION SERVICES INC.
47173 Benicia Street, Fremont, CA 94538; USA TEL:(510) 771-1000 FAX:(510) 661-0888
This report shall not be reproduced except in full, without the written approval of UL Verification Services Inc.

HIGH CHANNEL

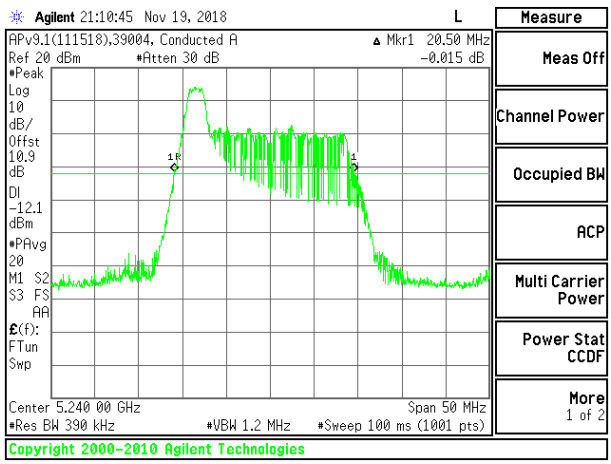

HIGH CHANNEL CHAIN 0

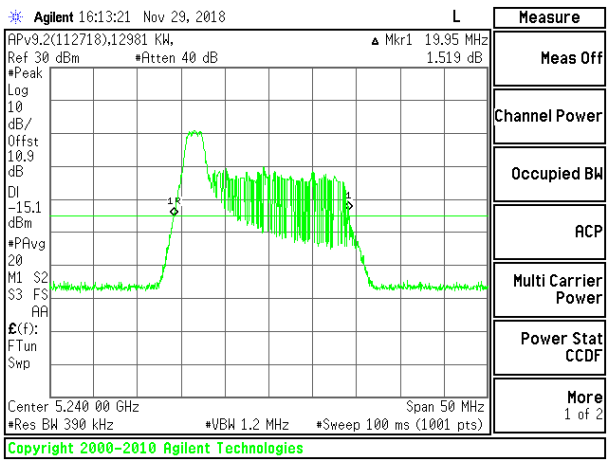

HIGH CHANNEL CHAIN 1

UL VERIFICATION SERVICES INC.
47173 Benicia Street, Fremont, CA 94538; USA TEL:(510) 771-1000 FAX:(510) 661-0888

This report shall not be reproduced except in full, without the written approval of UL Verification Services Inc.

2TX Antenna 1 + Antenna 2 OFDMA MODE – 26-Tones, RU Index 4

Channel	Frequency (MHz)	26 dB Bandwidth Chain 0 (MHz)	26 dB Bandwidth Chain 1 (MHz)
Low	5180	19.60	18.35
Mid	5200	19.80	18.35
High	5240	19.70	18.50

LOW CHANNEL

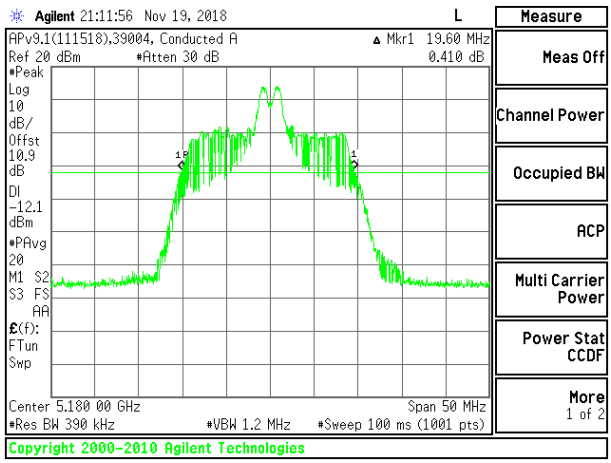

LOW CHANNEL CHAIN 0

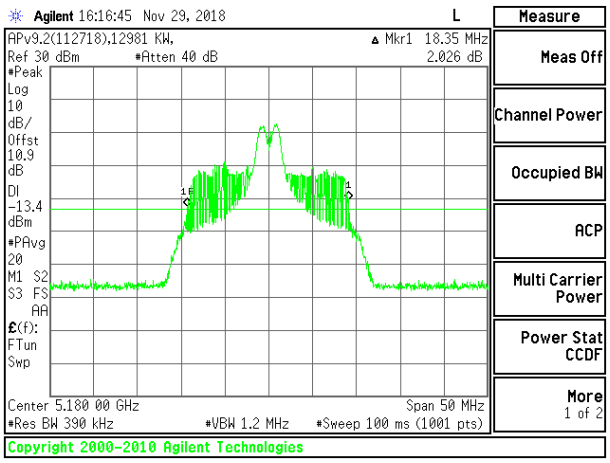

LOW CHANNEL CHAIN 1

MID CHANNEL

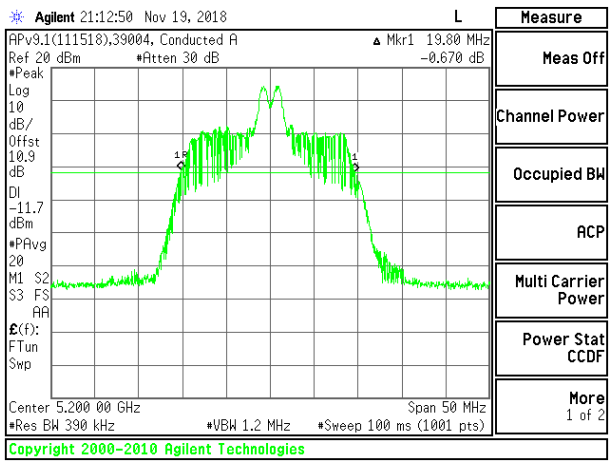

MID CHANNEL CHAIN 0

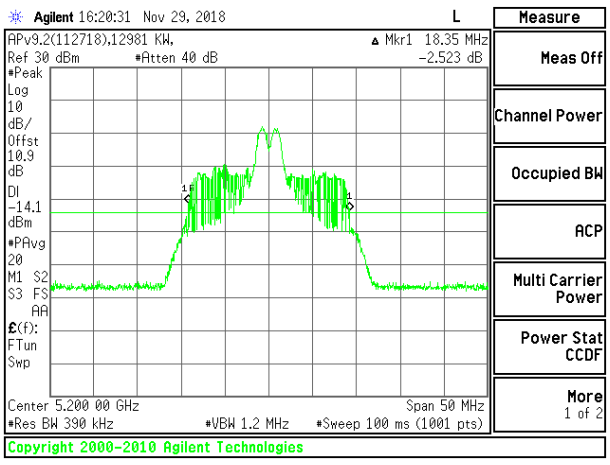

MID CHANNEL CHAIN 1

UL VERIFICATION SERVICES INC.
47173 Benicia Street, Fremont, CA 94538; USA TEL:(510) 771-1000 FAX:(510) 661-0888
This report shall not be reproduced except in full, without the written approval of UL Verification Services Inc.

HIGH CHANNEL

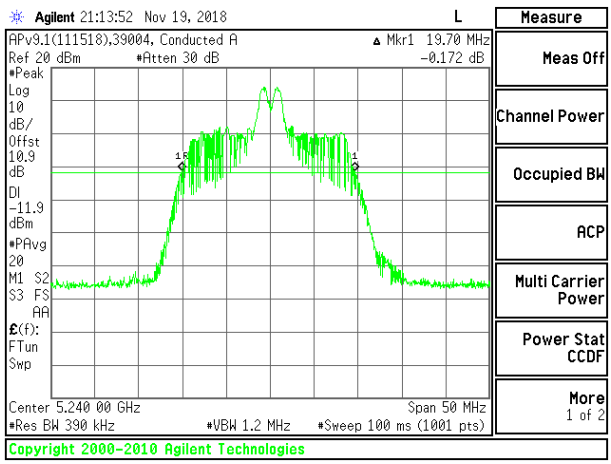

HIGH CHANNEL CHAIN 0

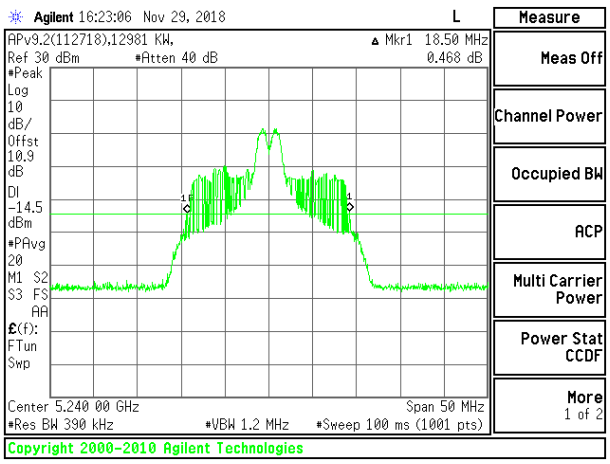

HIGH CHANNEL CHAIN 1

UL VERIFICATION SERVICES INC.
47173 Benicia Street, Fremont, CA 94538; USA TEL:(510) 771-1000 FAX:(510) 661-0888

This report shall not be reproduced except in full, without the written approval of UL Verification Services Inc.

2TX Antenna 1 + Antenna 2 OFDMA MODE – 26-Tones, RU Index 8

Channel	Frequency (MHz)	26 dB Bandwidth Chain 0 (MHz)	26 dB Bandwidth Chain 1 (MHz)
Low	5180	21.15	20.20
Mid	5200	21.10	20.15
High	5240	21.05	20.20

LOW CHANNEL

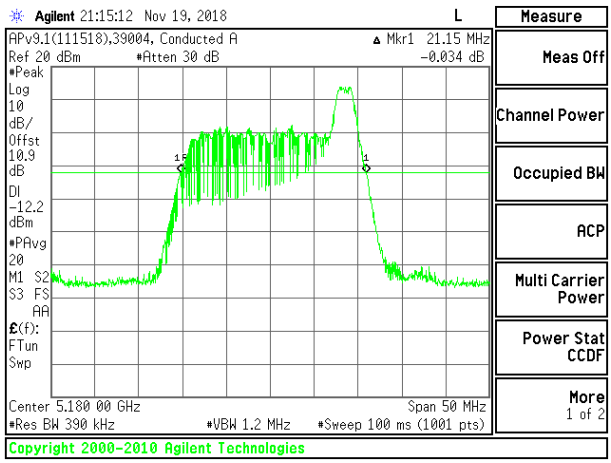

LOW CHANNEL CHAIN 0

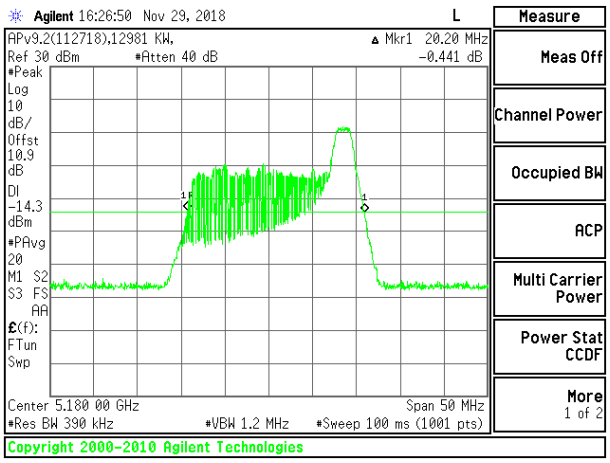

LOW CHANNEL CHAIN 1

MID CHANNEL

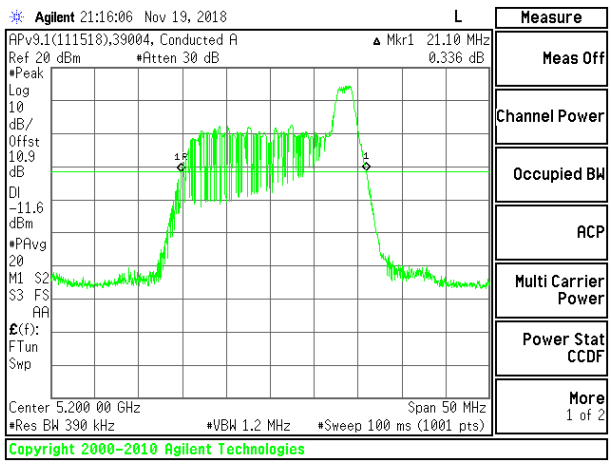

MID CHANNEL CHAIN 0

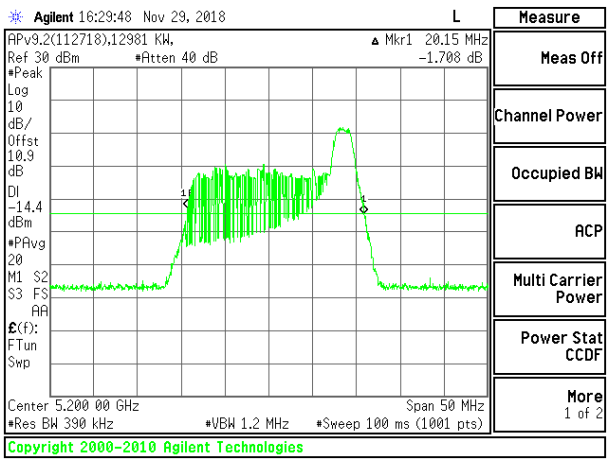

MID CHANNEL CHAIN 1

UL VERIFICATION SERVICES INC.
47173 Benicia Street, Fremont, CA 94538; USA TEL:(510) 771-1000 FAX:(510) 661-0888
This report shall not be reproduced except in full, without the written approval of UL Verification Services Inc.

HIGH CHANNEL

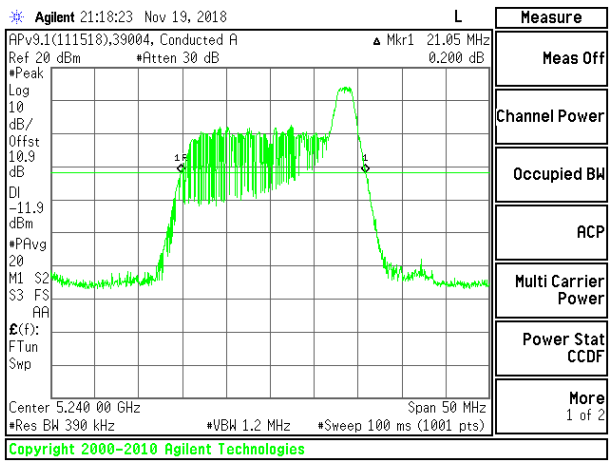

HIGH CHANNEL CHAIN 0

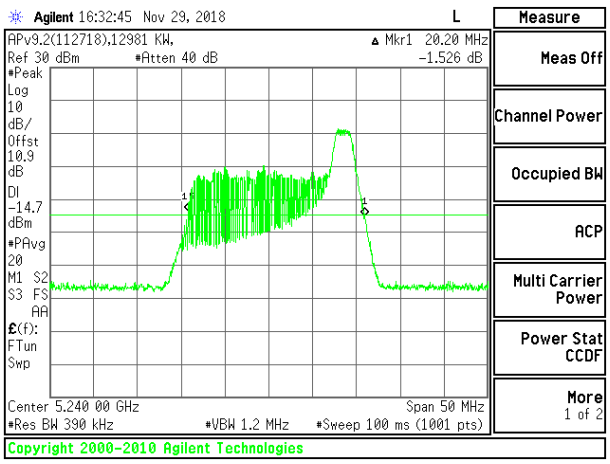

HIGH CHANNEL CHAIN 1

UL VERIFICATION SERVICES INC.
47173 Benicia Street, Fremont, CA 94538; USA TEL:(510) 771-1000 FAX:(510) 661-0888

This report shall not be reproduced except in full, without the written approval of UL Verification Services Inc.

9.2.6. 802.11ax HE40 MODE IN THE 5.2 GHz BAND

2TX Antenna 1 + Antenna 2 OFDMA MODE – 484-Tones, RU Index 65

Channel	Frequency (MHz)	26 dB Bandwidth Chain 0 (MHz)	26 dB Bandwidth Chain 1 (MHz)
Low	5190	42.20	42.10
High	5230	42.20	42.00

LOW CHANNEL

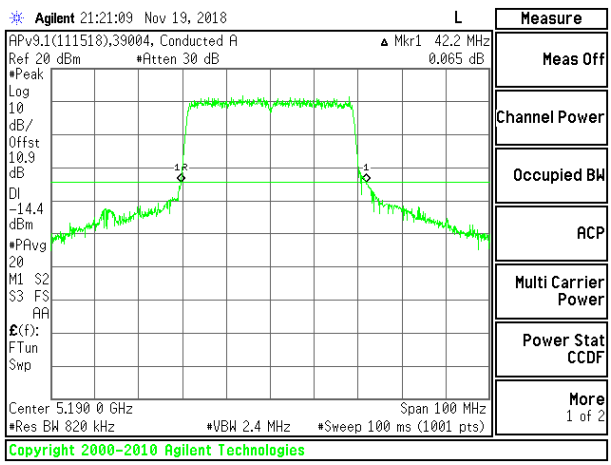

LOW CHANNEL CHAIN 0

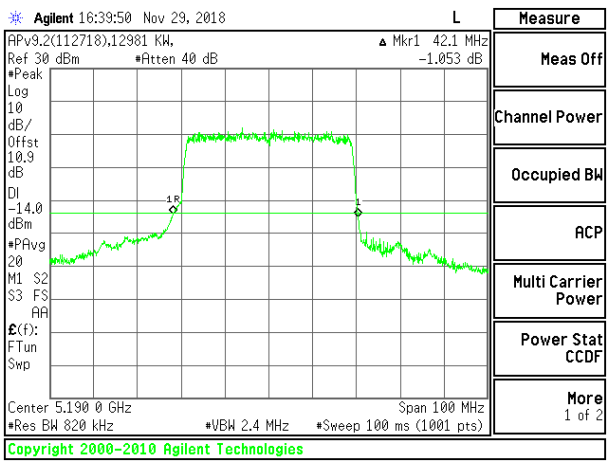

LOW CHANNEL CHAIN 1

HIGH CHANNEL

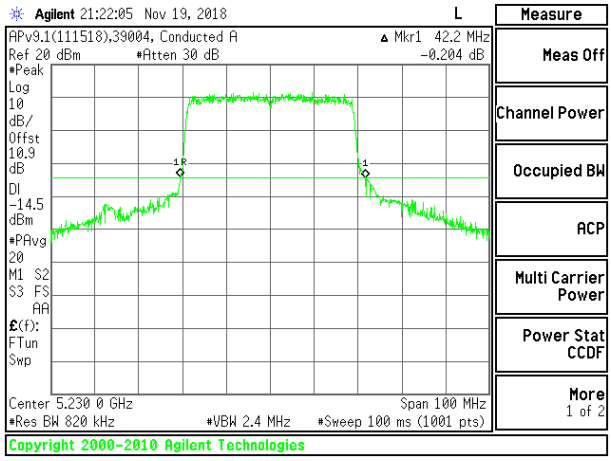

HIGH CHANNEL CHAIN 0

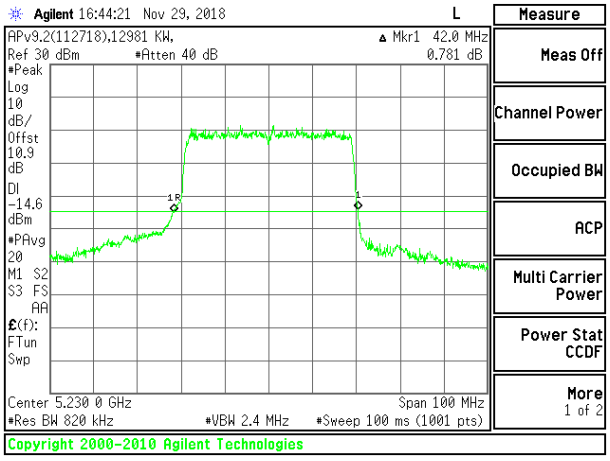

HIGH CHANNEL CHAIN 1

UL VERIFICATION SERVICES INC.
47173 Benicia Street, Fremont, CA 94538; USA TEL:(510) 771-1000 FAX:(510) 661-0888
This report shall not be reproduced except in full, without the written approval of UL Verification Services Inc.

2TX Antenna 1 + Antenna 2 OFDMA MODE – 242-Tones, RU Index 61

Channel	Frequency (MHz)	26 dB Bandwidth Chain 0 (MHz)	26 dB Bandwidth Chain 1 (MHz)
Low	5190	37.50	31.90
High	5230	38.40	33.80

LOW CHANNEL

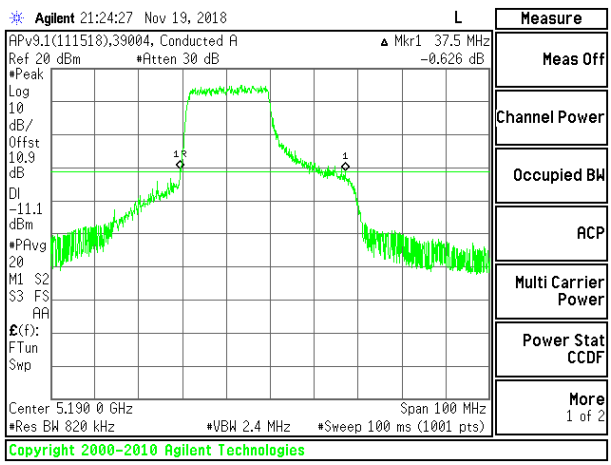

LOW CHANNEL CHAIN 0

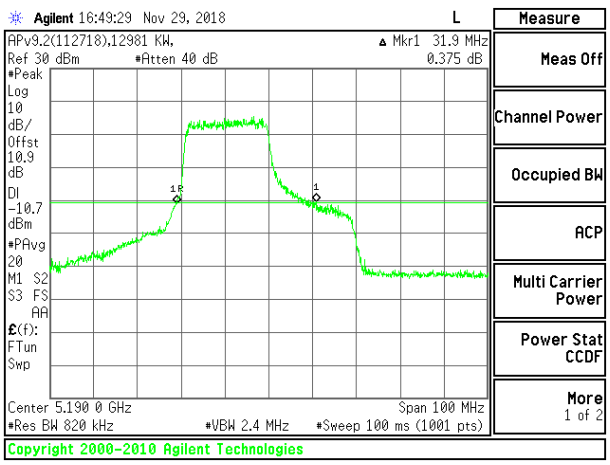

LOW CHANNEL CHAIN 1

HIGH CHANNEL

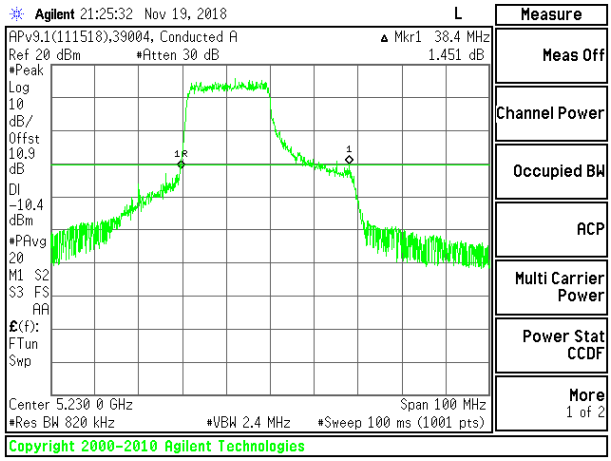

HIGH CHANNEL CHAIN 0

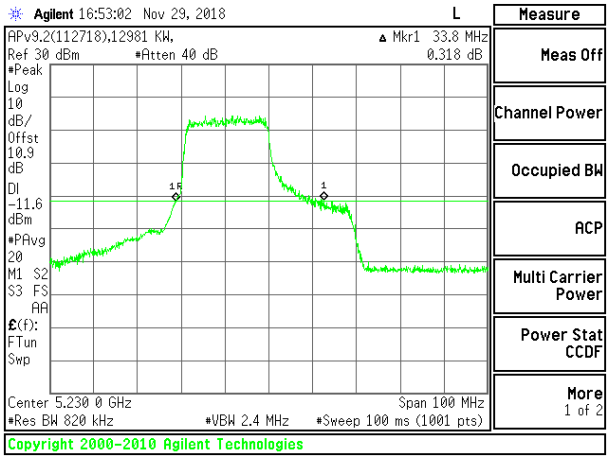

HIGH CHANNEL CHAIN 1

UL VERIFICATION SERVICES INC.
47173 Benicia Street, Fremont, CA 94538; USA TEL:(510) 771-1000 FAX:(510) 661-0888
This report shall not be reproduced except in full, without the written approval of UL Verification Services Inc.

2TX Antenna 1 + Antenna 2 OFDMA MODE – 242-Tones, RU Index 62

Channel	Frequency (MHz)	26 dB Bandwidth Chain 0 (MHz)	26 dB Bandwidth Chain 1 (MHz)
Low	5190	36.60	32.20
High	5230	38.10	33.20

LOW CHANNEL

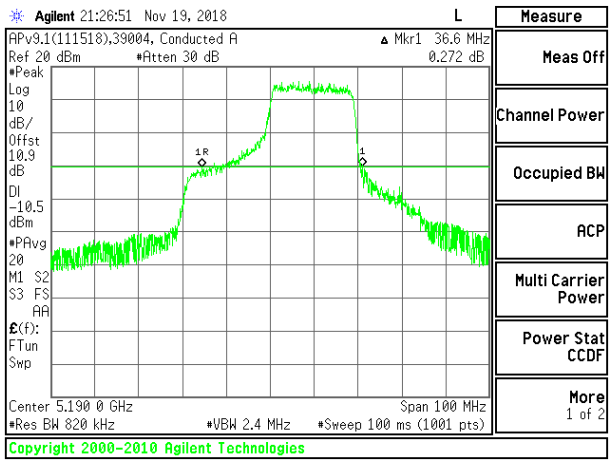

LOW CHANNEL CHAIN 0

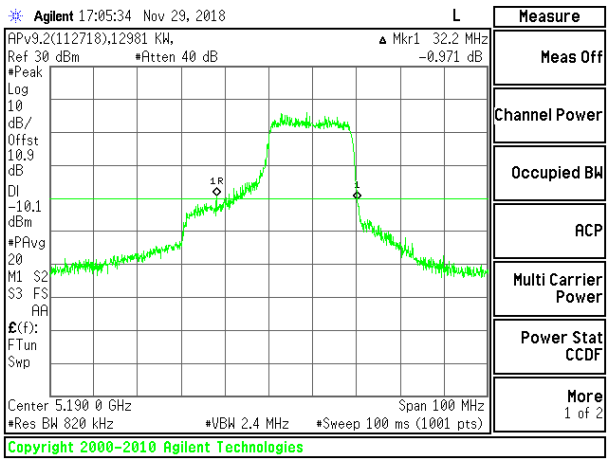

LOW CHANNEL CHAIN 1

HIGH CHANNEL

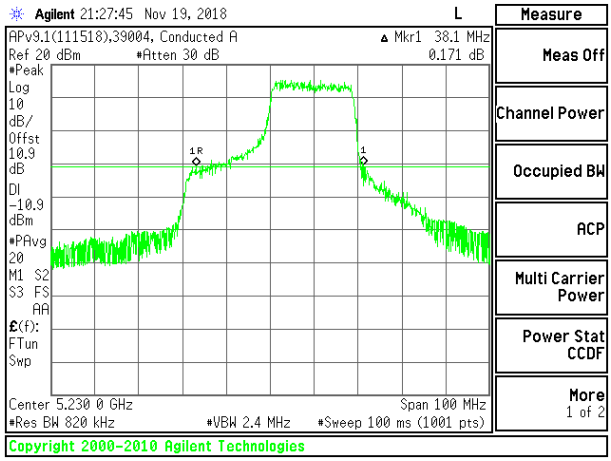

HIGH CHANNEL CHAIN 0

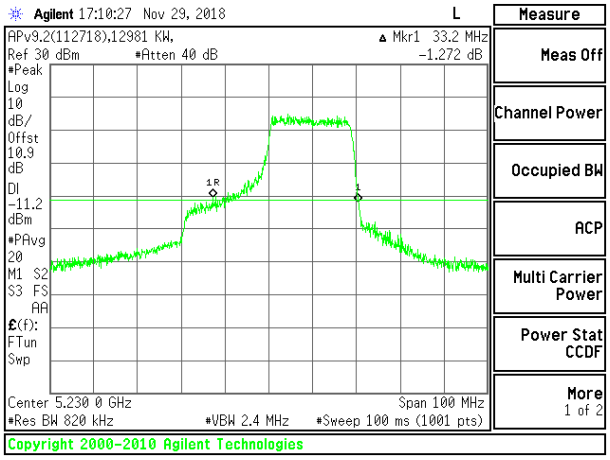

HIGH CHANNEL CHAIN 1

UL VERIFICATION SERVICES INC.
47173 Benicia Street, Fremont, CA 94538; USA TEL:(510) 771-1000 FAX:(510) 661-0888
This report shall not be reproduced except in full, without the written approval of UL Verification Services Inc.

2TX Antenna 1 + Antenna 2 OFDMA MODE – 106-Tones, RU Index 53

Channel	Frequency (MHz)	26 dB Bandwidth Chain 0 (MHz)	26 dB Bandwidth Chain 1 (MHz)
Low	5190	25.30	21.30
High	5230	25.80	21.50

LOW CHANNEL

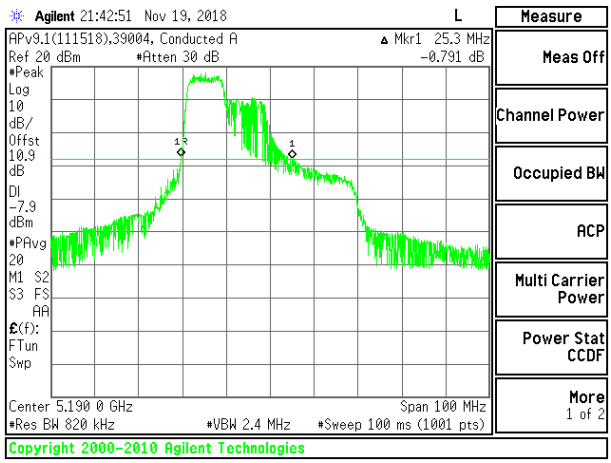

LOW CHANNEL CHAIN 0

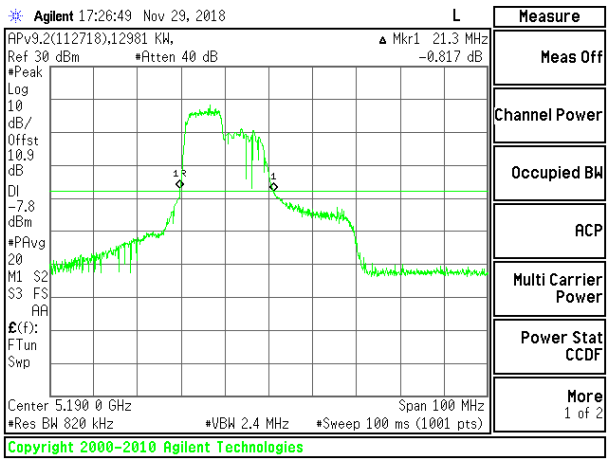

LOW CHANNEL CHAIN 1

HIGH CHANNEL

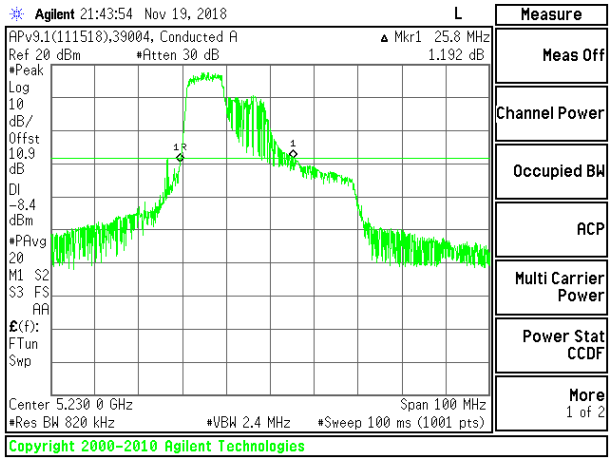

HIGH CHANNEL CHAIN 0

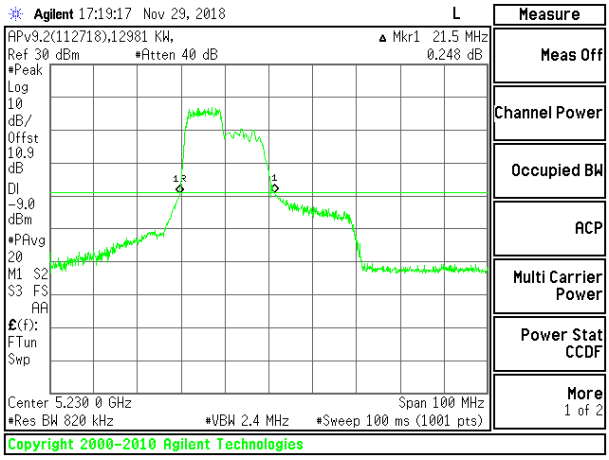

HIGH CHANNEL CHAIN 1

UL VERIFICATION SERVICES INC.
47173 Benicia Street, Fremont, CA 94538; USA TEL:(510) 771-1000 FAX:(510) 661-0888
This report shall not be reproduced except in full, without the written approval of UL Verification Services Inc.

2TX Antenna 1 + Antenna 2 OFDMA MODE – 106-Tones, RU Index 54

Channel	Frequency (MHz)	26 dB Bandwidth Chain 0 (MHz)	26 dB Bandwidth Chain 1 (MHz)
Low	5190	33.00	29.50
High	5230	35.90	28.70

LOW CHANNEL

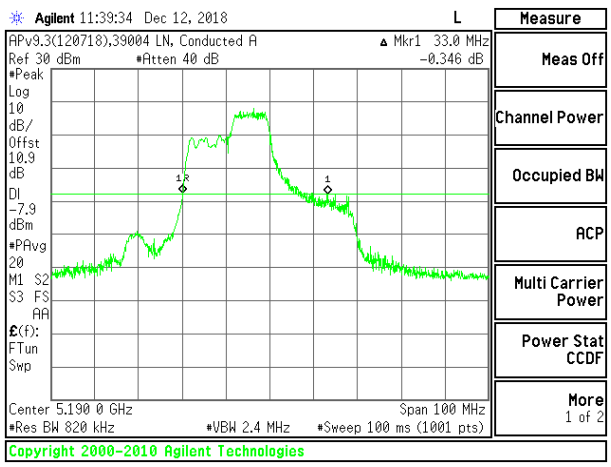

LOW CHANNEL CHAIN 0

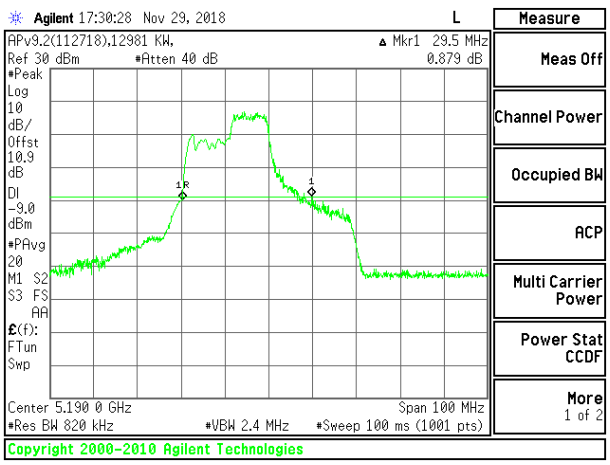

LOW CHANNEL CHAIN 1

HIGH CHANNEL

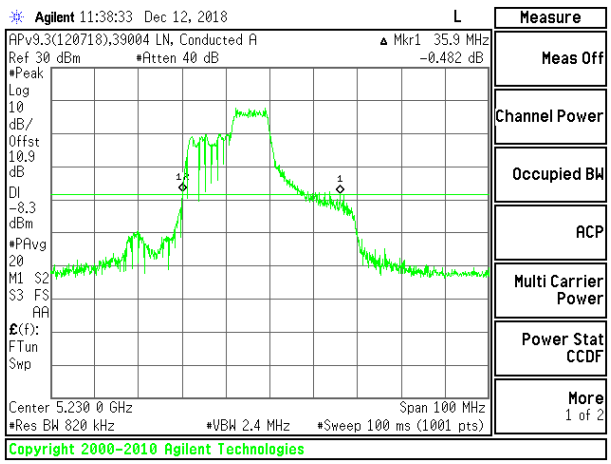

HIGH CHANNEL CHAIN 0

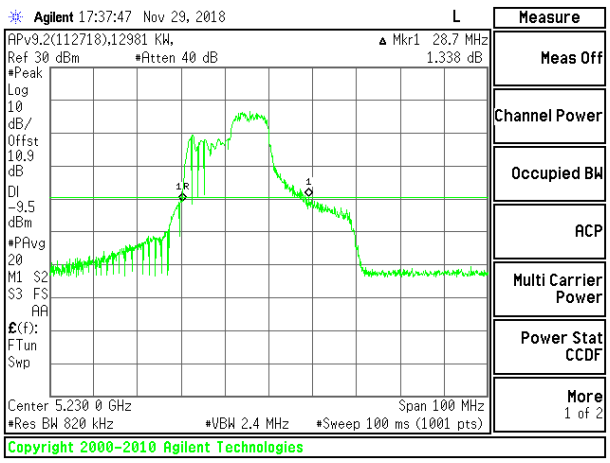

HIGH CHANNEL CHAIN 1

UL VERIFICATION SERVICES INC.
47173 Benicia Street, Fremont, CA 94538; USA TEL:(510) 771-1000 FAX:(510) 661-0888
This report shall not be reproduced except in full, without the written approval of UL Verification Services Inc.

2TX Antenna 1 + Antenna 2 OFDMA MODE – 106-Tones, RU Index 56

Channel	Frequency (MHz)	26 dB Bandwidth Chain 0 (MHz)	26 dB Bandwidth Chain 1 (MHz)
Low	5190	21.50	21.50
High	5230	21.60	21.40

LOW CHANNEL

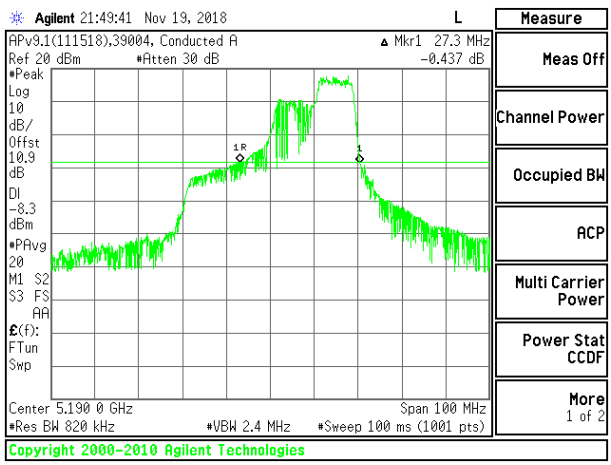

LOW CHANNEL CHAIN 0

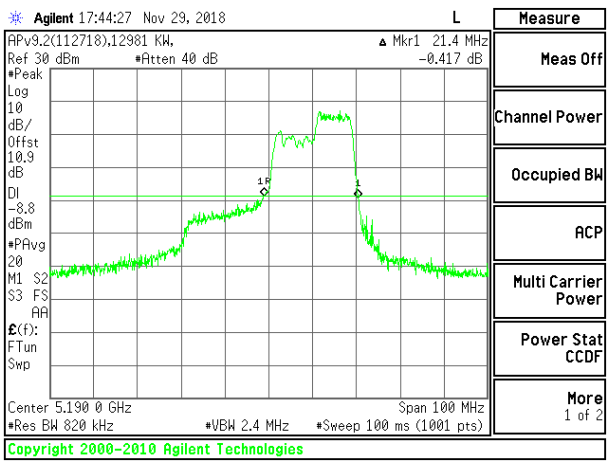

LOW CHANNEL CHAIN 1

HIGH CHANNEL

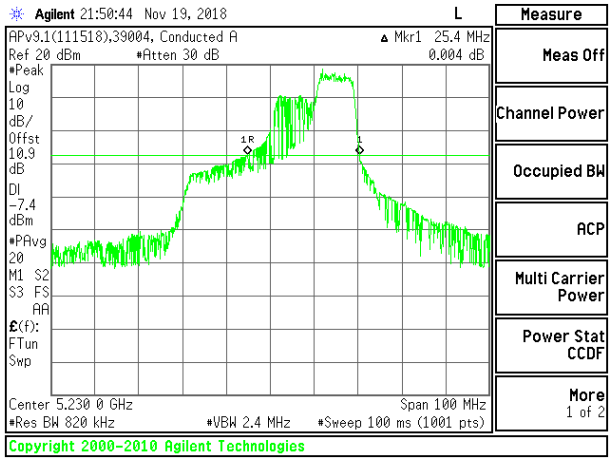

HIGH CHANNEL CHAIN 0

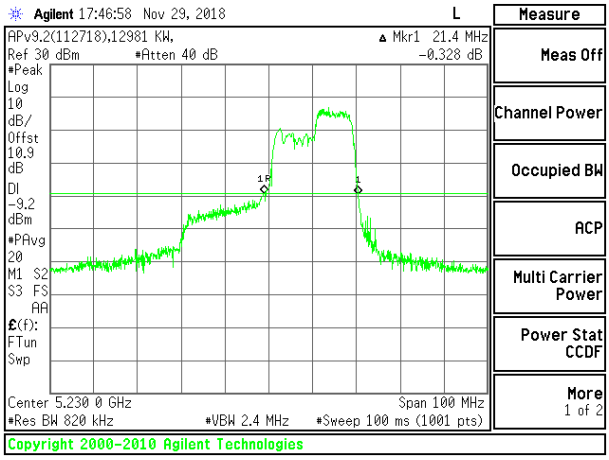

HIGH CHANNEL CHAIN 1

UL VERIFICATION SERVICES INC.
47173 Benicia Street, Fremont, CA 94538; USA TEL:(510) 771-1000 FAX:(510) 661-0888
This report shall not be reproduced except in full, without the written approval of UL Verification Services Inc.

2TX Antenna 1 + Antenna 2 OFDMA MODE – 52-Tones, RU Index 37

Channel	Frequency (MHz)	26 dB Bandwidth Chain 0 (MHz)	26 dB Bandwidth Chain 1 (MHz)
Low	5190	22.50	20.70
High	5230	22.70	20.70

LOW CHANNEL

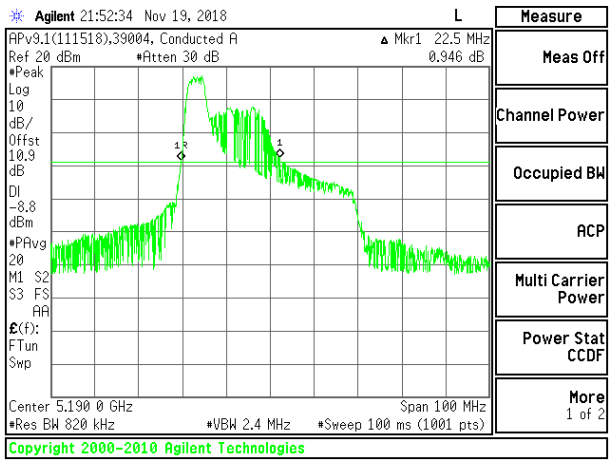

LOW CHANNEL CHAIN 0

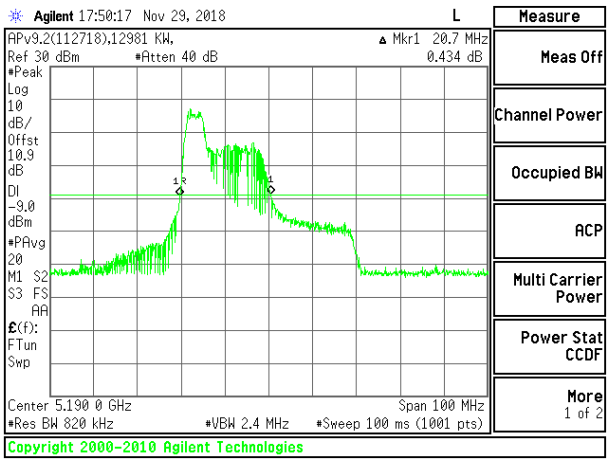

LOW CHANNEL CHAIN 1

HIGH CHANNEL

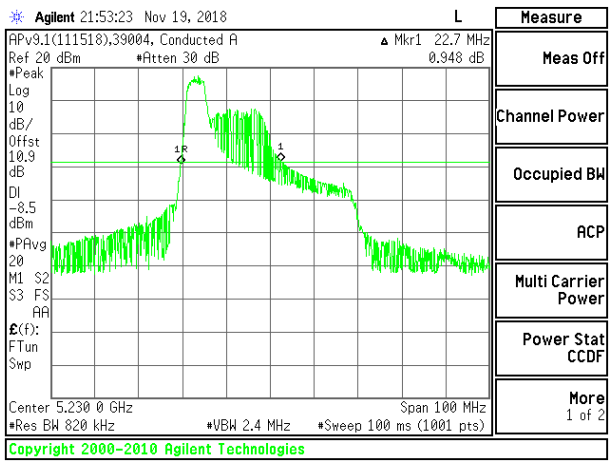

HIGH CHANNEL CHAIN 0

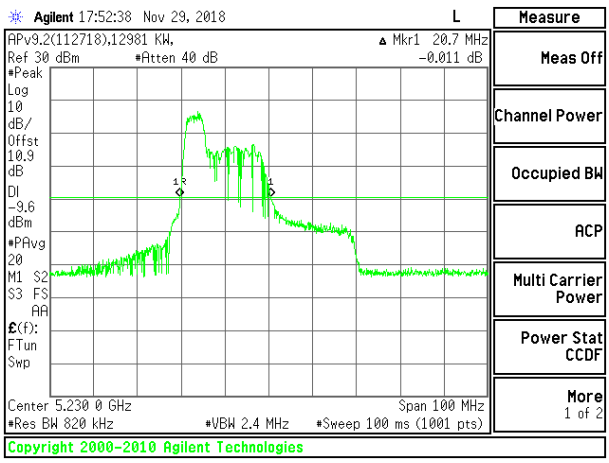

HIGH CHANNEL CHAIN 1

UL VERIFICATION SERVICES INC.
47173 Benicia Street, Fremont, CA 94538; USA TEL:(510) 771-1000 FAX:(510) 661-0888
This report shall not be reproduced except in full, without the written approval of UL Verification Services Inc.

2TX Antenna 1 + Antenna 2 OFDMA MODE – 52-Tones, RU Index 40

Channel	Frequency (MHz)	26 dB Bandwidth Chain 0 (MHz)	26 dB Bandwidth Chain 1 (MHz)
Low	5190	26.80	25.30
High	5230	25.20	26.90

LOW CHANNEL

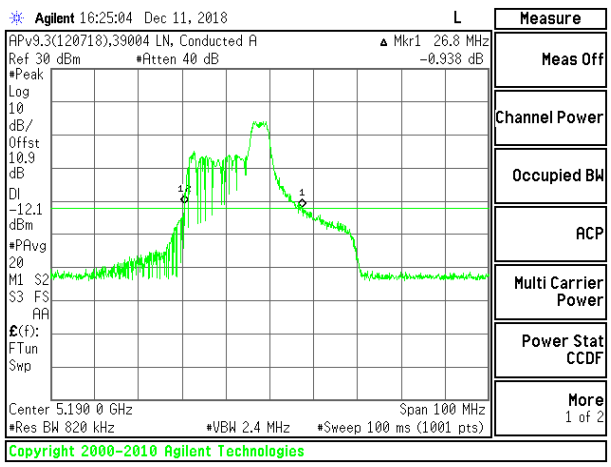

LOW CHANNEL CHAIN 0

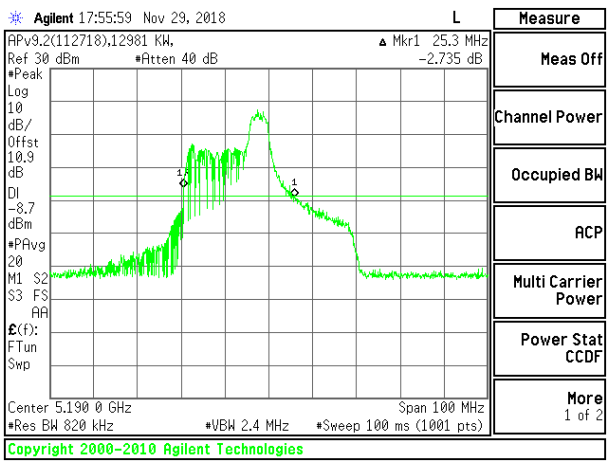

LOW CHANNEL CHAIN 1

HIGH CHANNEL

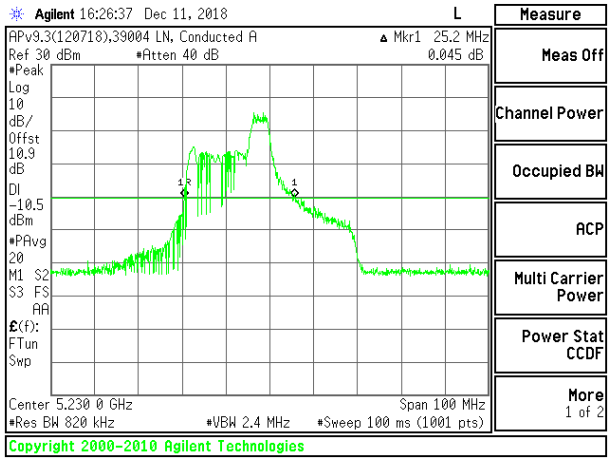

HIGH CHANNEL CHAIN 0

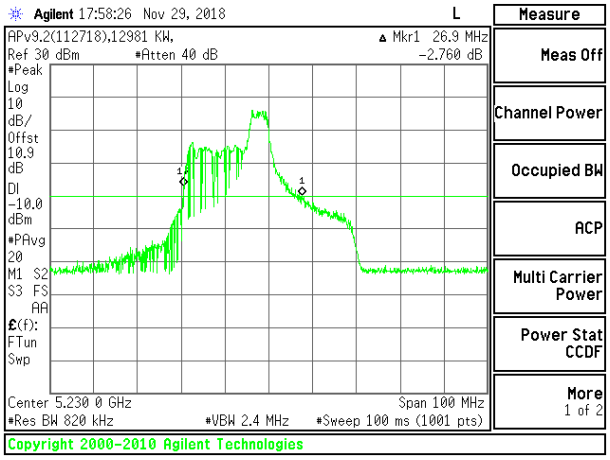

HIGH CHANNEL CHAIN 1

UL VERIFICATION SERVICES INC.
47173 Benicia Street, Fremont, CA 94538; USA TEL:(510) 771-1000 FAX:(510) 661-0888
This report shall not be reproduced except in full, without the written approval of UL Verification Services Inc.

2TX Antenna 1 + Antenna 2 OFDMA MODE – 52-Tones, RU Index 44

Channel	Frequency (MHz)	26 dB Bandwidth Chain 0 (MHz)	26 dB Bandwidth Chain 1 (MHz)
Low	5190	23.60	20.20
High	5230	23.50	20.40

LOW CHANNEL

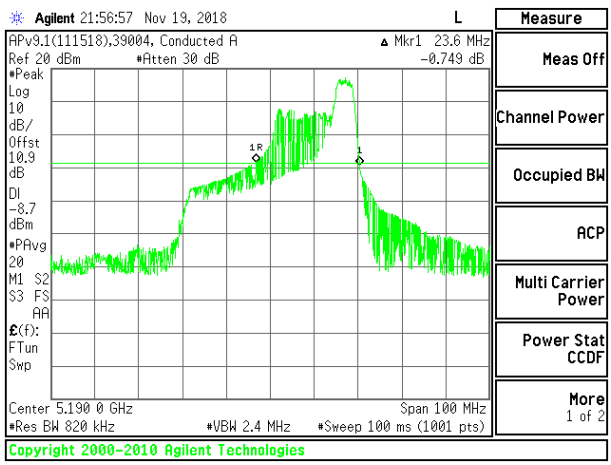

LOW CHANNEL CHAIN 0

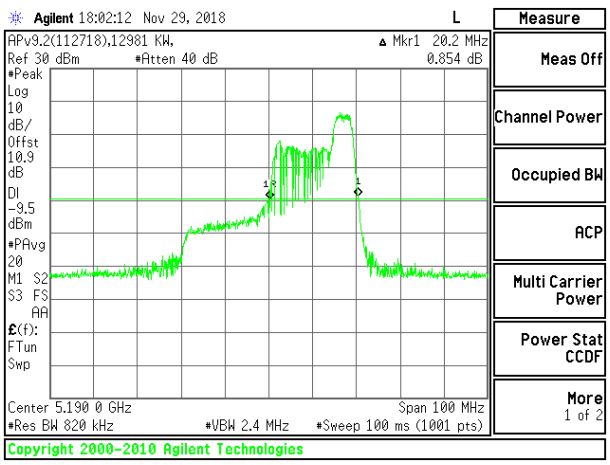

LOW CHANNEL CHAIN 1

HIGH CHANNEL

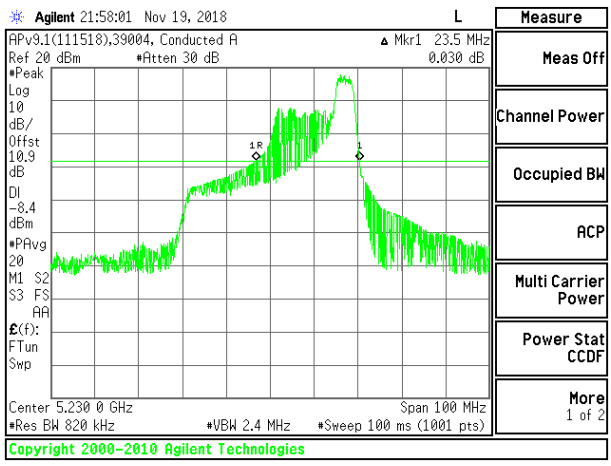

HIGH CHANNEL CHAIN 0

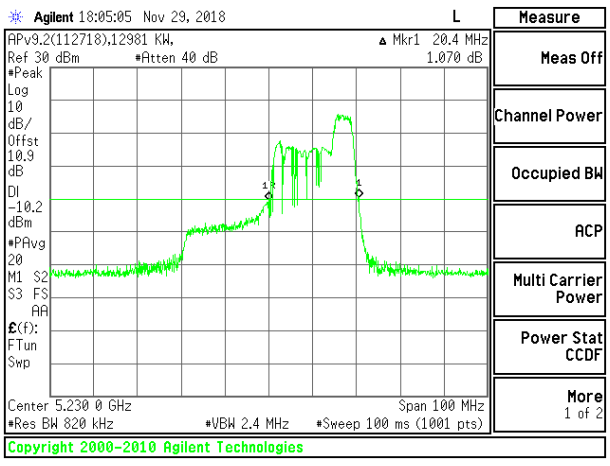

HIGH CHANNEL CHAIN 1

UL VERIFICATION SERVICES INC.
47173 Benicia Street, Fremont, CA 94538; USA TEL:(510) 771-1000 FAX:(510) 661-0888
This report shall not be reproduced except in full, without the written approval of UL Verification Services Inc.

2TX Antenna 1 + Antenna 2 OFDMA MODE – 26-Tones, RU Index 0

Channel	Frequency (MHz)	26 dB Bandwidth Chain 0 (MHz)	26 dB Bandwidth Chain 1 (MHz)
Low	5190	21.60	20.20
High	5230	21.40	20.30

LOW CHANNEL

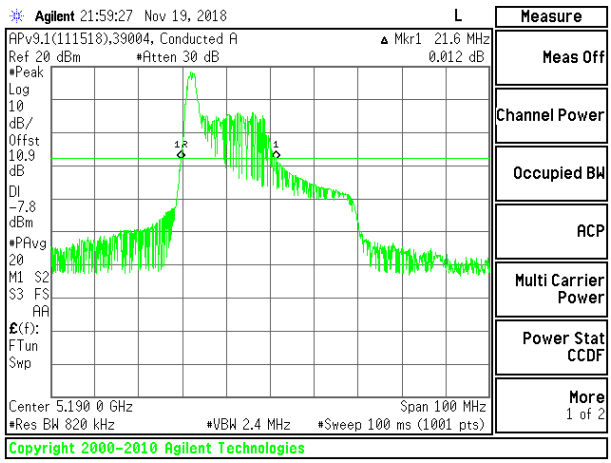

LOW CHANNEL CHAIN 0

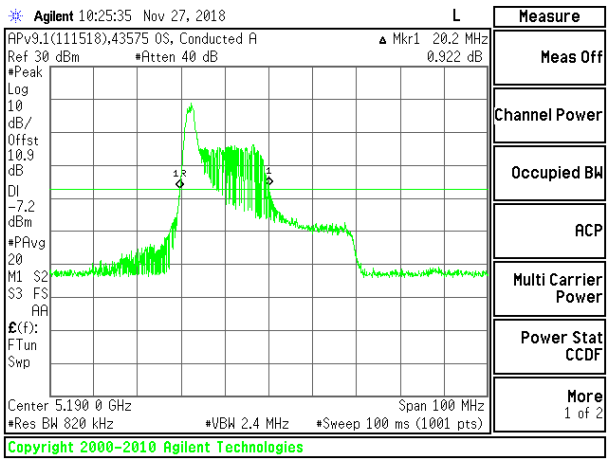

LOW CHANNEL CHAIN 1

HIGH CHANNEL

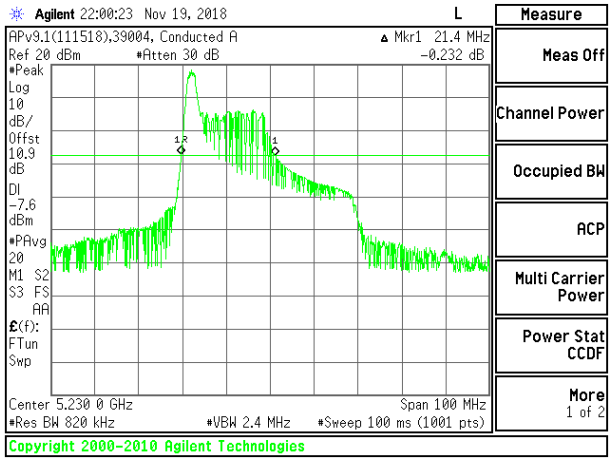

HIGH CHANNEL CHAIN 0

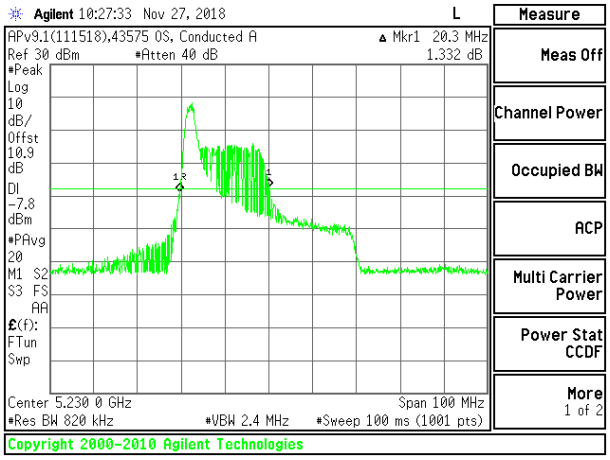

HIGH CHANNEL CHAIN 1

UL VERIFICATION SERVICES INC.
47173 Benicia Street, Fremont, CA 94538; USA TEL:(510) 771-1000 FAX:(510) 661-0888
This report shall not be reproduced except in full, without the written approval of UL Verification Services Inc.

2TX Antenna 1 + Antenna 2 OFDMA MODE – 26-Tones, RU Index 8

Channel	Frequency (MHz)	26 dB Bandwidth Chain 0 (MHz)	26 dB Bandwidth Chain 1 (MHz)
Low	5190	25.70	24.30
High	5230	26.70	24.20

LOW CHANNEL

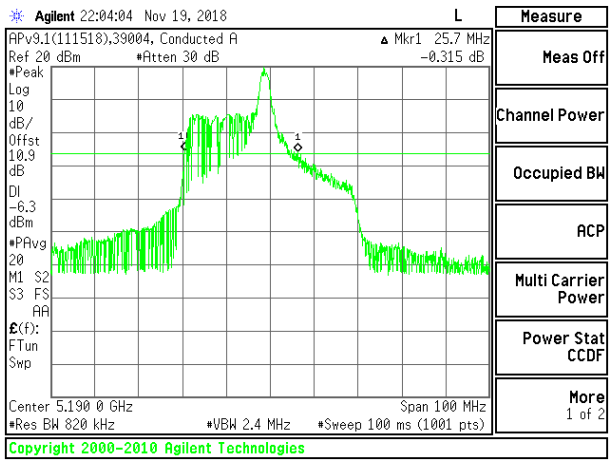

LOW CHANNEL CHAIN 0

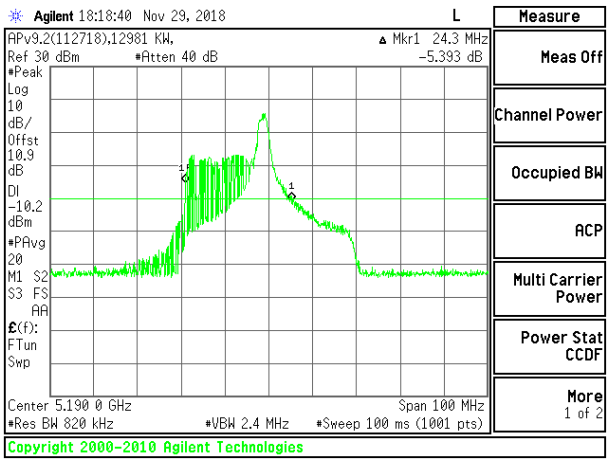

LOW CHANNEL CHAIN 1

HIGH CHANNEL

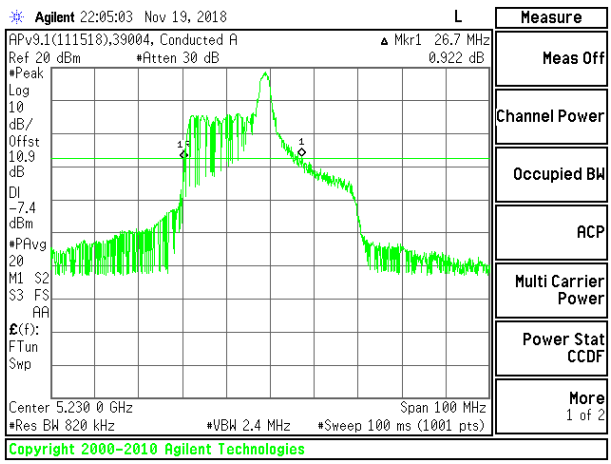

HIGH CHANNEL CHAIN 0

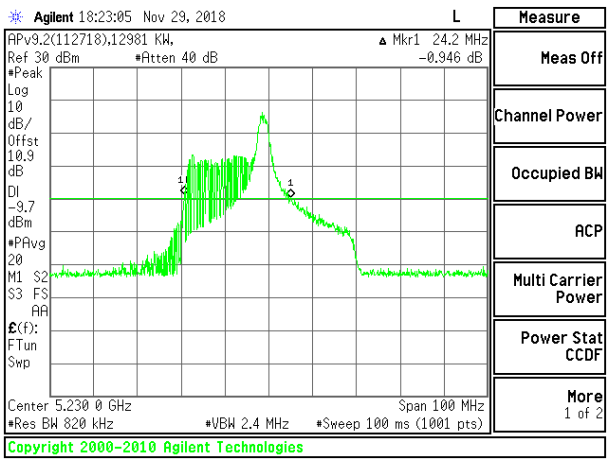

HIGH CHANNEL CHAIN 1

UL VERIFICATION SERVICES INC.
47173 Benicia Street, Fremont, CA 94538; USA TEL:(510) 771-1000 FAX:(510) 661-0888
This report shall not be reproduced except in full, without the written approval of UL Verification Services Inc.

2TX Antenna 1 + Antenna 2 OFDMA MODE – 26-Tones, RU Index 17

Channel	Frequency (MHz)	26 dB Bandwidth Chain 0 (MHz)	26 dB Bandwidth Chain 1 (MHz)
Low	5190	21.60	20.10
High	5230	22.20	19.80

LOW CHANNEL

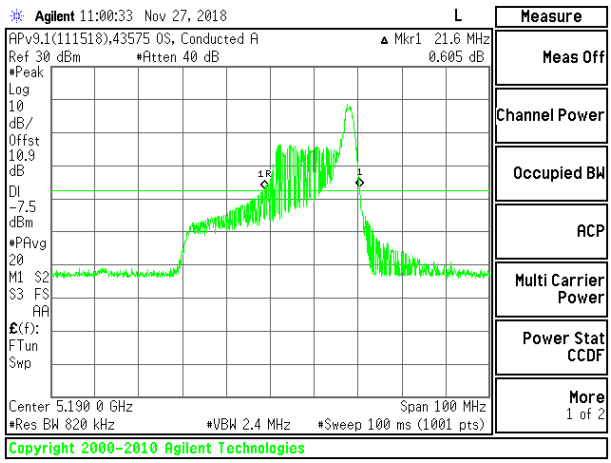

LOW CHANNEL CHAIN 0

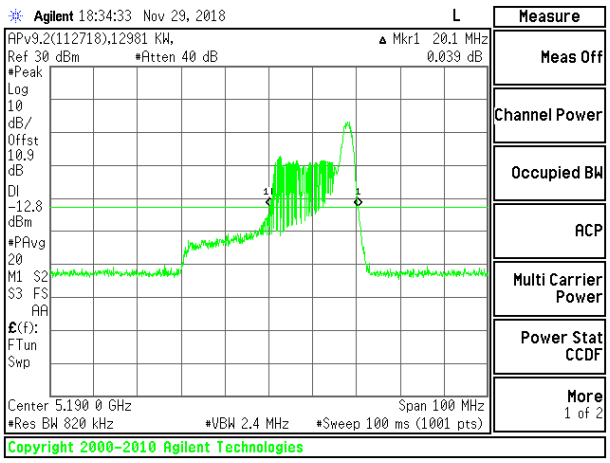

LOW CHANNEL CHAIN 1

HIGH CHANNEL

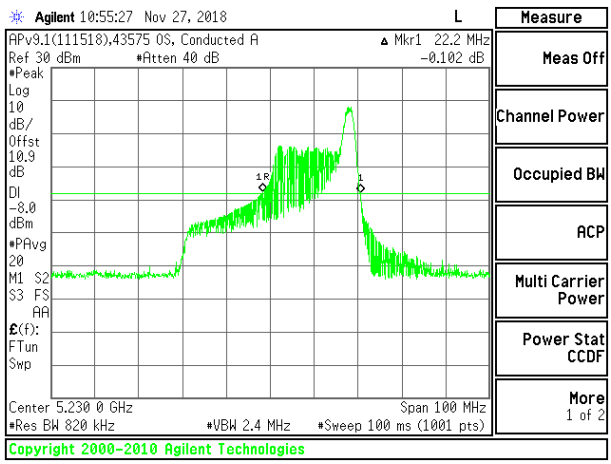

HIGH CHANNEL CHAIN 0

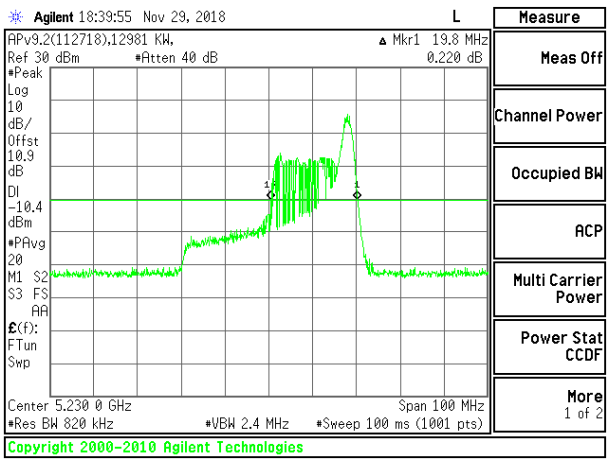

HIGH CHANNEL CHAIN 1

UL VERIFICATION SERVICES INC.
47173 Benicia Street, Fremont, CA 94538; USA TEL:(510) 771-1000 FAX:(510) 661-0888
This report shall not be reproduced except in full, without the written approval of UL Verification Services Inc.

9.2.7. 802.11ax HE80 MODE IN THE 5.2 GHz BAND

2TX Antenna 1 + Antenna 2 OFDMA MODE – 996-Tones, RU Index 67

Channel	Frequency (MHz)	26 dB Bandwidth Chain 0 (MHz)	26 dB Bandwidth Chain 1 (MHz)
Mid	5210	83.20	84.80

MID CHANNEL

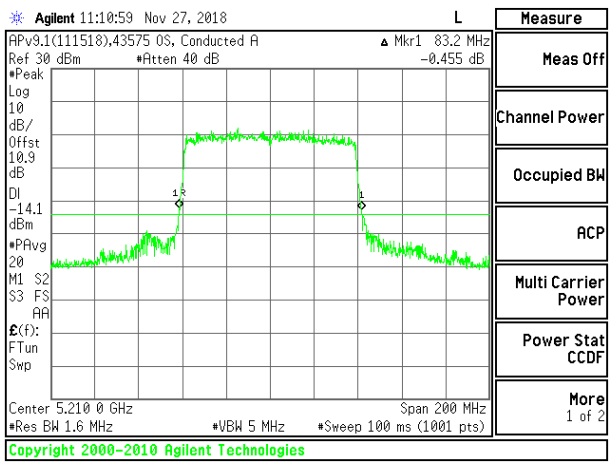

MID CHANNEL CHAIN 0

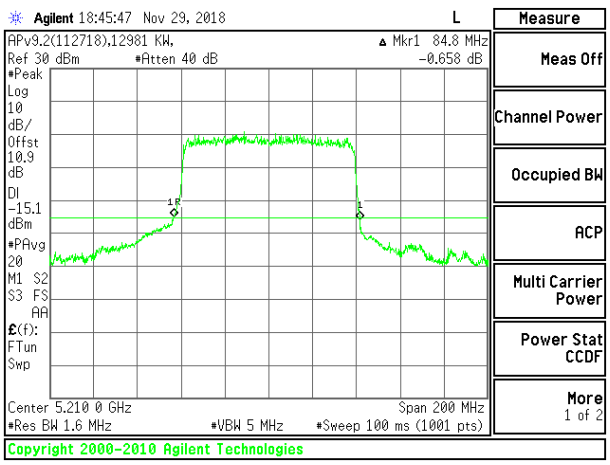

MID CHANNEL CHAIN 1

UL VERIFICATION SERVICES INC.
47173 Benicia Street, Fremont, CA 94538; USA TEL:(510) 771-1000 FAX:(510) 661-0888
This report shall not be reproduced except in full, without the written approval of UL Verification Services Inc.

2TX Antenna 1 + Antenna 2 OFDMA MODE – 484-Tones, RU Index 65

Channel	Frequency (MHz)	26 dB Bandwidth Chain 0 (MHz)	26 dB Bandwidth Chain 1 (MHz)
Mid	5210	60.60	58.80

MID CHANNEL

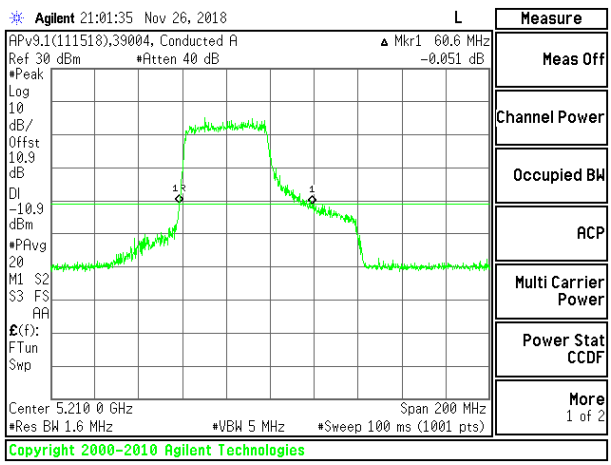

MID CHANNEL CHAIN 0

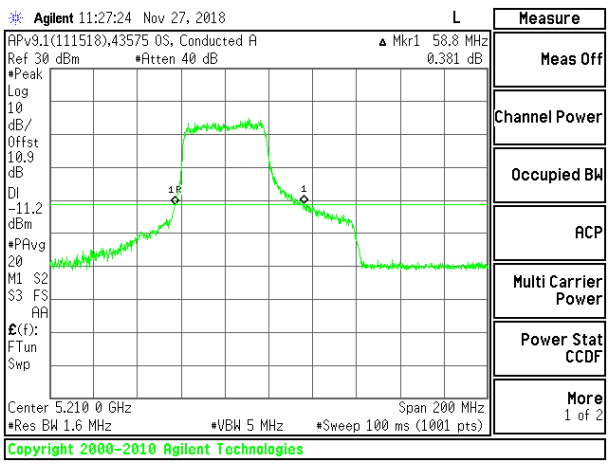

MID CHANNEL CHAIN 1

UL VERIFICATION SERVICES INC.
47173 Benicia Street, Fremont, CA 94538; USA TEL:(510) 771-1000 FAX:(510) 661-0888
This report shall not be reproduced except in full, without the written approval of UL Verification Services Inc.

2TX Antenna 1 + Antenna 2 OFDMA MODE – 484-Tones, RU Index 66

Channel	Frequency (MHz)	26 dB Bandwidth Chain 0 (MHz)	26 dB Bandwidth Chain 1 (MHz)
Mid	5210	74.20	59.40

MID CHANNEL

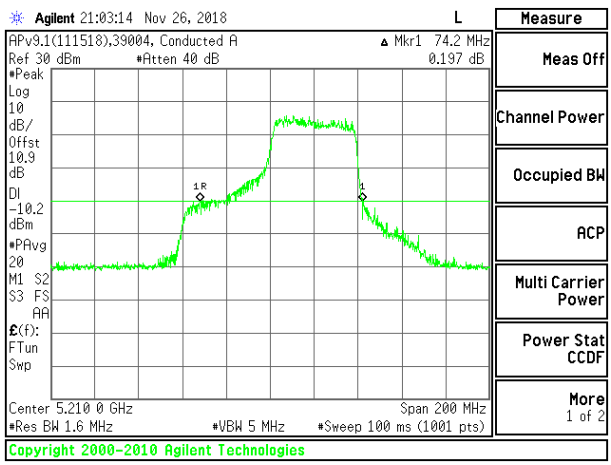

MID CHANNEL CHAIN 0

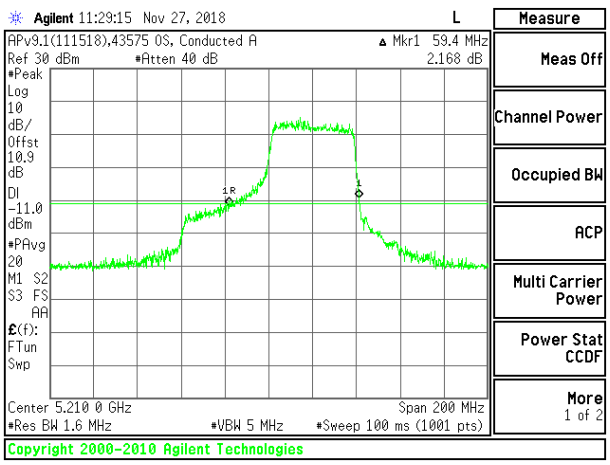

MID CHANNEL CHAIN 1

UL VERIFICATION SERVICES INC.
47173 Benicia Street, Fremont, CA 94538; USA TEL:(510) 771-1000 FAX:(510) 661-0888
This report shall not be reproduced except in full, without the written approval of UL Verification Services Inc.

2TX Antenna 1 + Antenna 2 OFDMA MODE – 242-Tones, RU Index 61

Channel	Frequency (MHz)	26 dB Bandwidth Chain 0 (MHz)	26 dB Bandwidth Chain 1 (MHz)
Mid	5210	39.60	43.20

MID CHANNEL

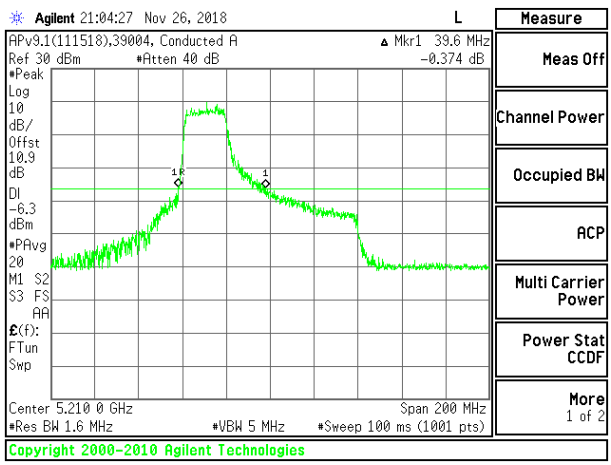

MID CHANNEL CHAIN 0

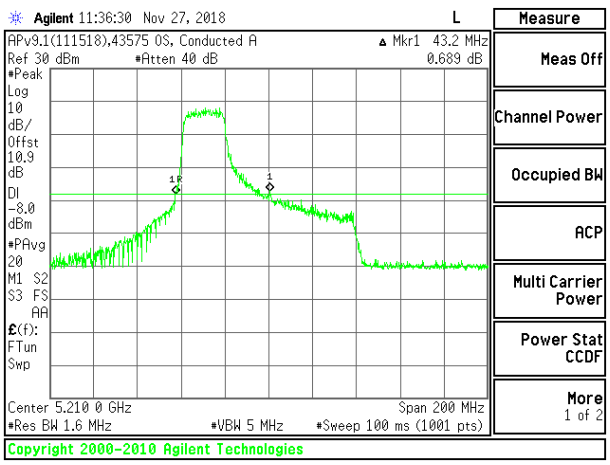

MID CHANNEL CHAIN 1

UL VERIFICATION SERVICES INC.
47173 Benicia Street, Fremont, CA 94538; USA TEL:(510) 771-1000 FAX:(510) 661-0888
This report shall not be reproduced except in full, without the written approval of UL Verification Services Inc.

2TX Antenna 1 + Antenna 2 OFDMA MODE – 242-Tones, RU Index 62

Channel	Frequency (MHz)	26 dB Bandwidth Chain 0 (MHz)	26 dB Bandwidth Chain 1 (MHz)
Mid	5210	59.20	55.60

MID CHANNEL

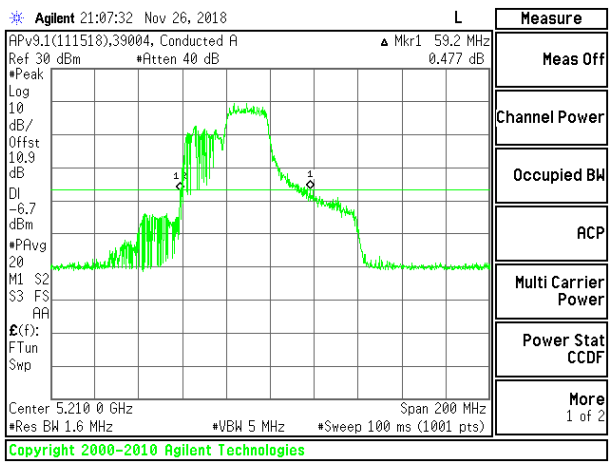

MID CHANNEL CHAIN 0

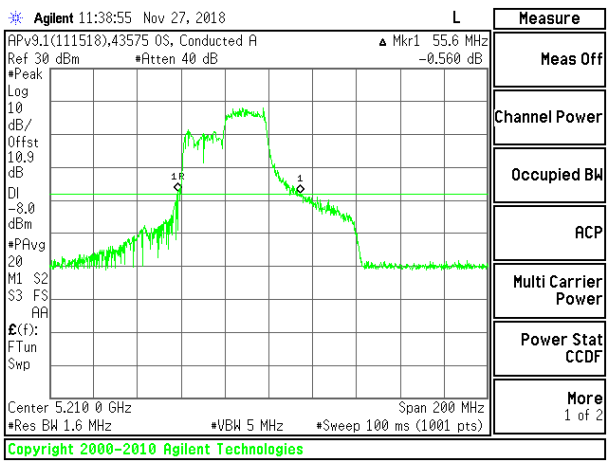

MID CHANNEL CHAIN 1

UL VERIFICATION SERVICES INC.
47173 Benicia Street, Fremont, CA 94538; USA TEL:(510) 771-1000 FAX:(510) 661-0888
This report shall not be reproduced except in full, without the written approval of UL Verification Services Inc.

2TX Antenna 1 + Antenna 2 OFDMA MODE – 242-Tones, RU Index 64

Channel	Frequency (MHz)	26 dB Bandwidth Chain 0 (MHz)	26 dB Bandwidth Chain 1 (MHz)
Mid	5210	46.40	42.40

MID CHANNEL

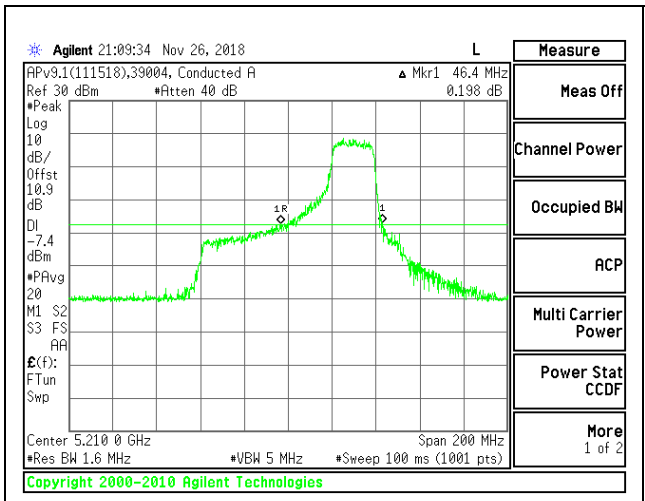

MID CHANNEL CHAIN 0

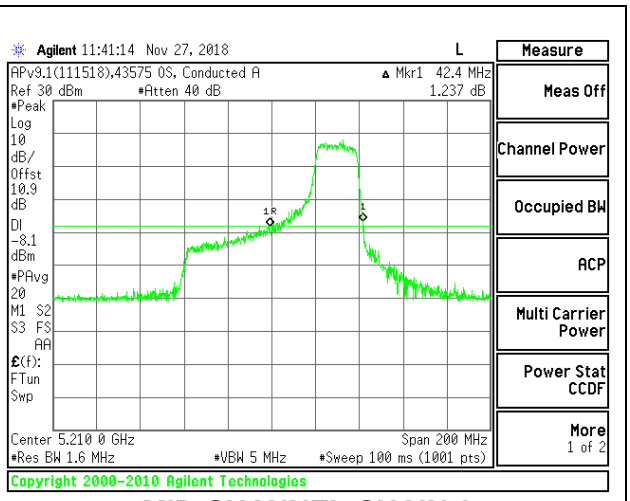

MID CHANNEL CHAIN 1

UL VERIFICATION SERVICES INC.
47173 Benicia Street, Fremont, CA 94538; USA TEL:(510) 771-1000 FAX:(510) 661-0888
This report shall not be reproduced except in full, without the written approval of UL Verification Services Inc.

2TX Antenna 1 + Antenna 2 OFDMA MODE – 106-Tones, RU Index 53

Channel	Frequency (MHz)	26 dB Bandwidth Chain 0 (MHz)	26 dB Bandwidth Chain 1 (MHz)
Mid	5210	26.20	24.40

MID CHANNEL

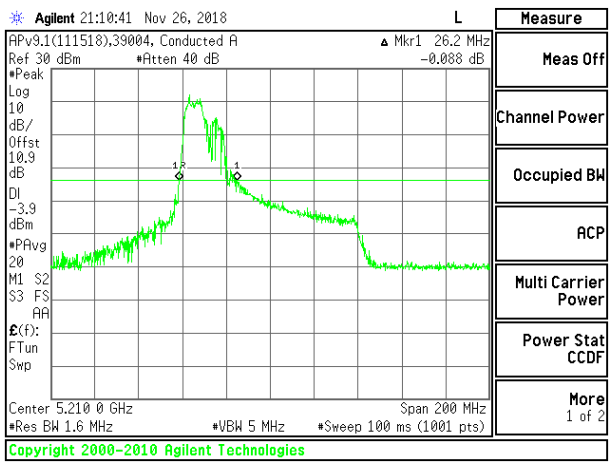

MID CHANNEL CHAIN 0

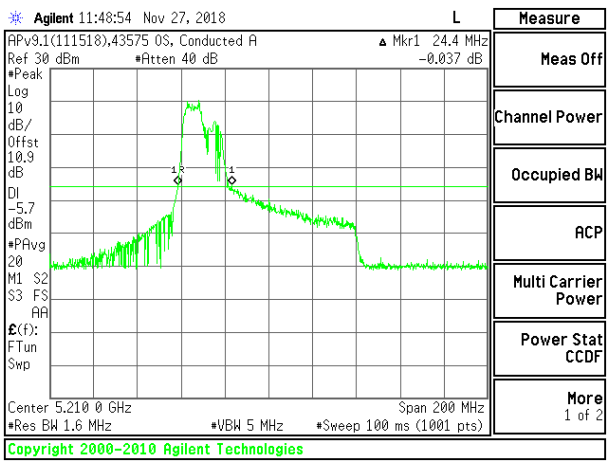

MID CHANNEL CHAIN 1

UL VERIFICATION SERVICES INC.
47173 Benicia Street, Fremont, CA 94538; USA TEL:(510) 771-1000 FAX:(510) 661-0888
This report shall not be reproduced except in full, without the written approval of UL Verification Services Inc.

2TX Antenna 1 + Antenna 2 OFDMA MODE – 106-Tones, RU Index 56

Channel	Frequency (MHz)	26 dB Bandwidth Chain 0 (MHz)	26 dB Bandwidth Chain 1 (MHz)
Mid	5210	43.60	34.40

MID CHANNEL

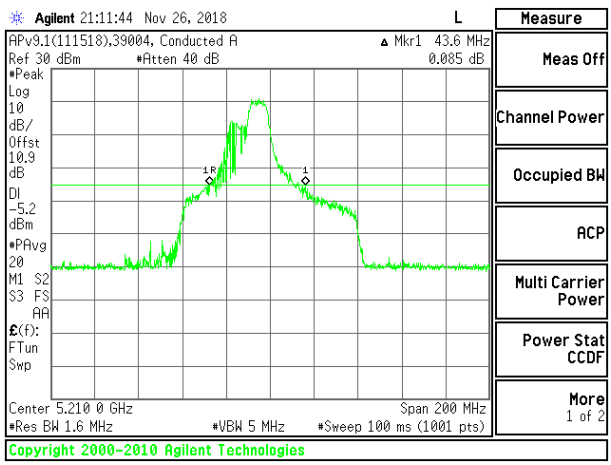

MID CHANNEL CHAIN 0

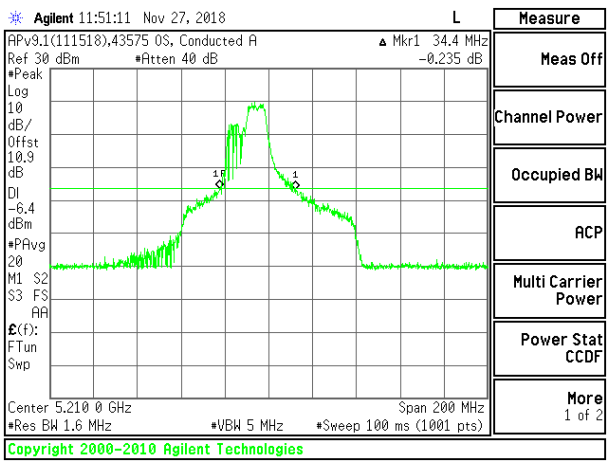

MID CHANNEL CHAIN 1

UL VERIFICATION SERVICES INC.
47173 Benicia Street, Fremont, CA 94538; USA TEL:(510) 771-1000 FAX:(510) 661-0888
This report shall not be reproduced except in full, without the written approval of UL Verification Services Inc.

2TX Antenna 1 + Antenna 2 OFDMA MODE – 106-Tones, RU Index 60

Channel	Frequency (MHz)	26 dB Bandwidth Chain 0 (MHz)	26 dB Bandwidth Chain 1 (MHz)
Mid	5210	34.00	26.40

MID CHANNEL

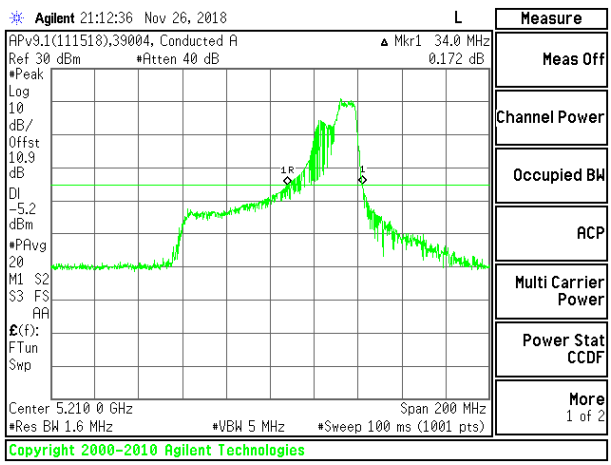

MID CHANNEL CHAIN 0

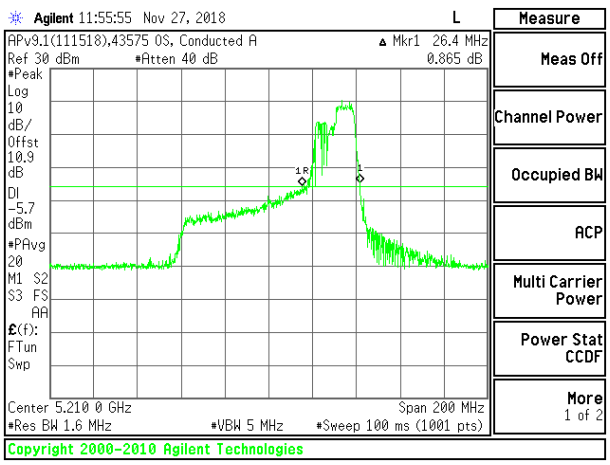

MID CHANNEL CHAIN 1

UL VERIFICATION SERVICES INC.
47173 Benicia Street, Fremont, CA 94538; USA TEL:(510) 771-1000 FAX:(510) 661-0888
This report shall not be reproduced except in full, without the written approval of UL Verification Services Inc.

2TX Antenna 1 + Antenna 2 OFDMA MODE – 52-Tones, RU Index 37

Channel	Frequency (MHz)	26 dB Bandwidth Chain 0 (MHz)	26 dB Bandwidth Chain 1 (MHz)
Mid	5210	25.00	22.20

MID CHANNEL

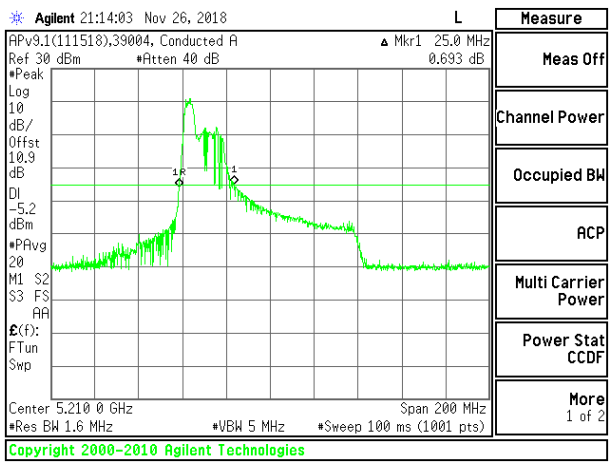

MID CHANNEL CHAIN 0

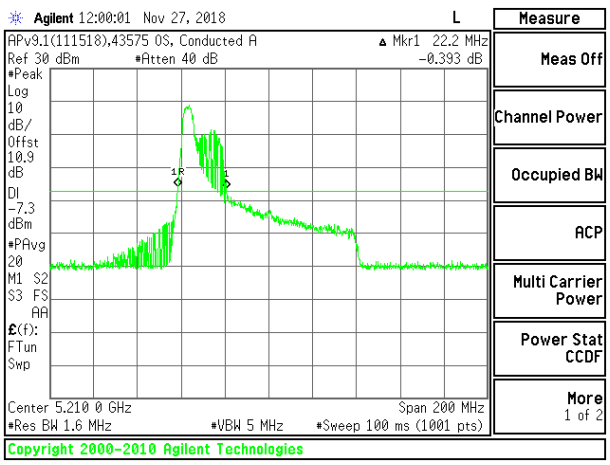

MID CHANNEL CHAIN 1

UL VERIFICATION SERVICES INC.
47173 Benicia Street, Fremont, CA 94538; USA TEL:(510) 771-1000 FAX:(510) 661-0888
This report shall not be reproduced except in full, without the written approval of UL Verification Services Inc.

2TX Antenna 1 + Antenna 2 OFDMA MODE – 52-Tones, RU Index 44

Channel	Frequency (MHz)	26 dB Bandwidth Chain 0 (MHz)	26 dB Bandwidth Chain 1 (MHz)
Mid	5210	33.00	27.40

MID CHANNEL

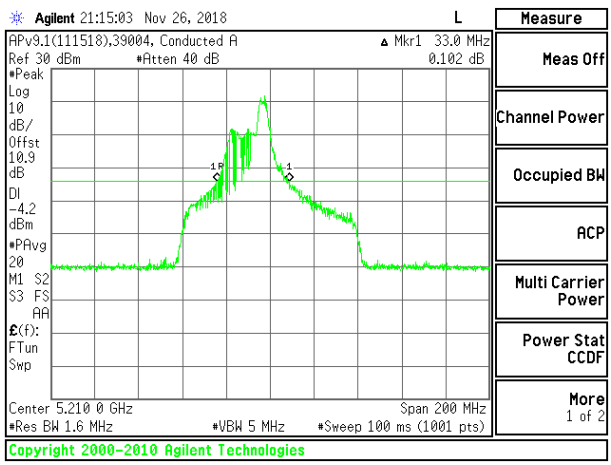

MID CHANNEL CHAIN 0

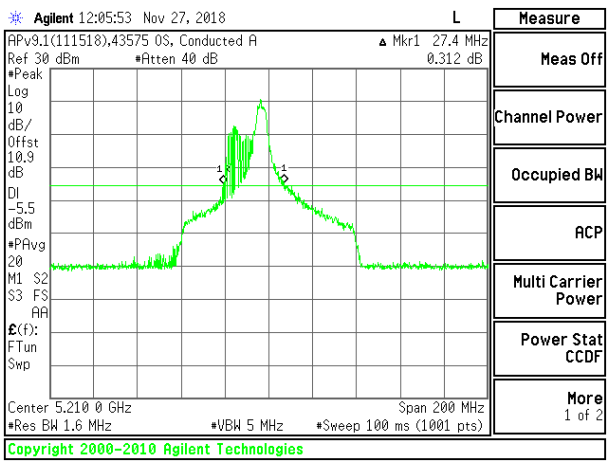

MID CHANNEL CHAIN 1

UL VERIFICATION SERVICES INC.
47173 Benicia Street, Fremont, CA 94538; USA TEL:(510) 771-1000 FAX:(510) 661-0888
This report shall not be reproduced except in full, without the written approval of UL Verification Services Inc.

2TX Antenna 1 + Antenna 2 OFDMA MODE – 52-Tones, RU Index 52

Channel	Frequency (MHz)	26 dB Bandwidth Chain 0 (MHz)	26 dB Bandwidth Chain 1 (MHz)
Mid	5210	28.00	23.20

MID CHANNEL

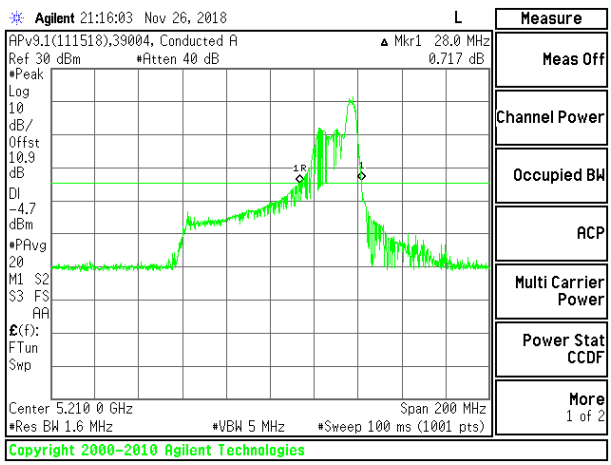

MID CHANNEL CHAIN 0

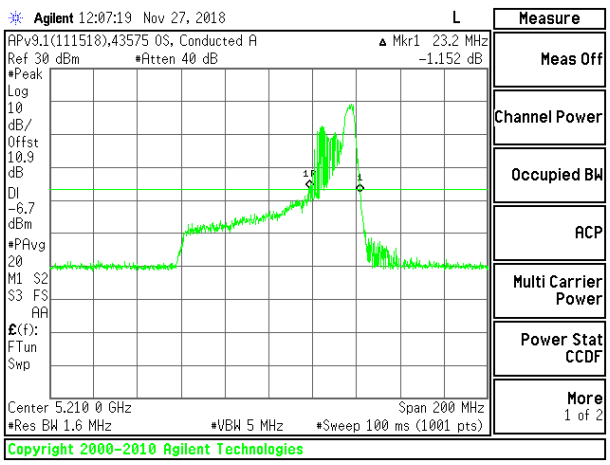

MID CHANNEL CHAIN 1

UL VERIFICATION SERVICES INC.
47173 Benicia Street, Fremont, CA 94538; USA TEL:(510) 771-1000 FAX:(510) 661-0888
This report shall not be reproduced except in full, without the written approval of UL Verification Services Inc.

2TX Antenna 1 + Antenna 2 OFDMA MODE – 26-Tones, RU Index 0

Channel	Frequency (MHz)	26 dB Bandwidth Chain 0 (MHz)	26 dB Bandwidth Chain 1 (MHz)
Mid	5210	24.40	22.80

MID CHANNEL

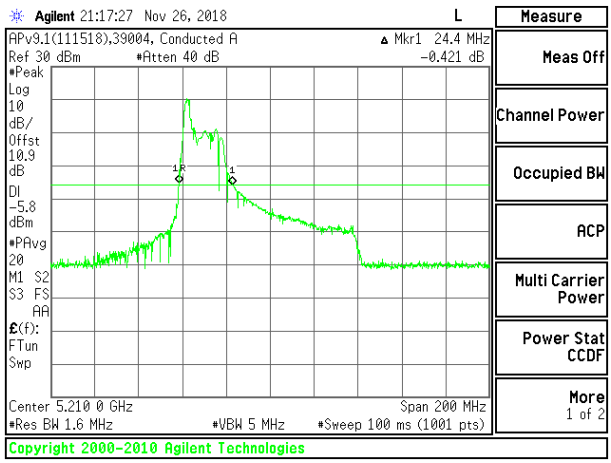

MID CHANNEL CHAIN 0

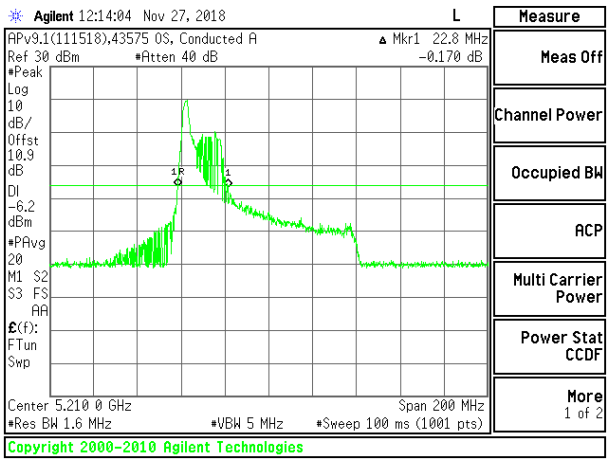

MID CHANNEL CHAIN 1

UL VERIFICATION SERVICES INC.
47173 Benicia Street, Fremont, CA 94538; USA TEL:(510) 771-1000 FAX:(510) 661-0888
This report shall not be reproduced except in full, without the written approval of UL Verification Services Inc.

2TX Antenna 1 + Antenna 2 OFDMA MODE – 26-Tones, RU Index 18

Channel	Frequency (MHz)	26 dB Bandwidth Chain 0 (MHz)	26 dB Bandwidth Chain 1 (MHz)
Mid	5210	44.80	40.00

MID CHANNEL

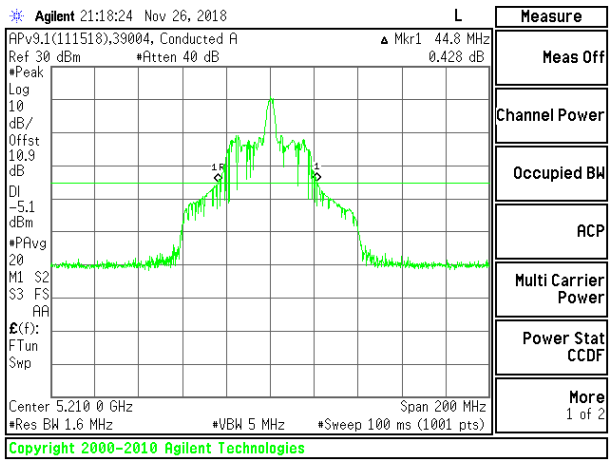

MID CHANNEL CHAIN 0

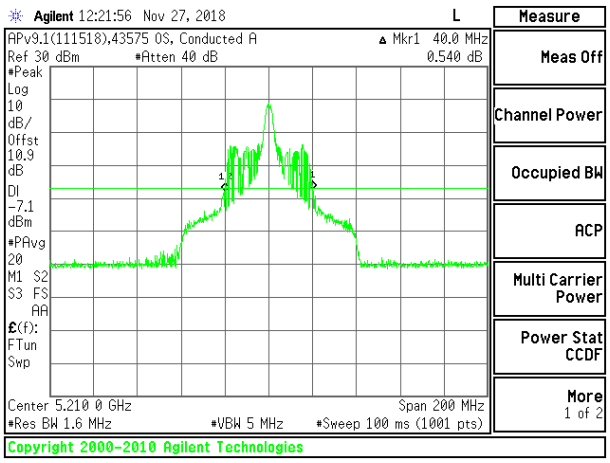

MID CHANNEL CHAIN 1

UL VERIFICATION SERVICES INC.
47173 Benicia Street, Fremont, CA 94538; USA TEL:(510) 771-1000 FAX:(510) 661-0888
This report shall not be reproduced except in full, without the written approval of UL Verification Services Inc.

2TX Antenna 1 + Antenna 2 OFDMA MODE – 26-Tones, RU Index 36

Channel	Frequency (MHz)	26 dB Bandwidth Chain 0 (MHz)	26 dB Bandwidth Chain 1 (MHz)
Mid	5210	26.00	22.40

MID CHANNEL

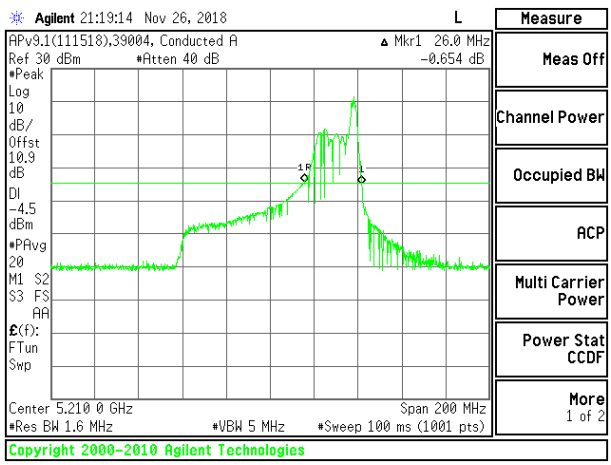

MID CHANNEL CHAIN 0

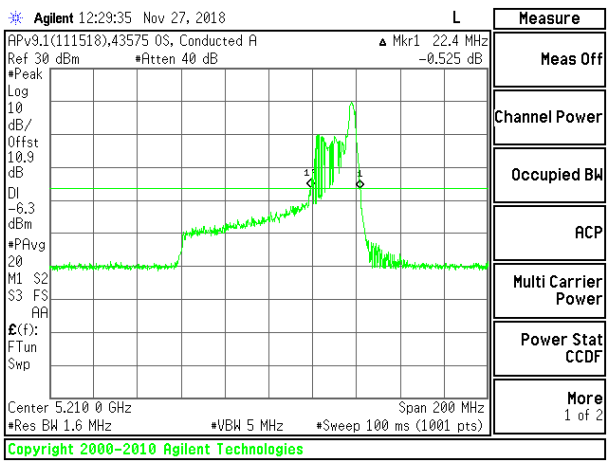

MID CHANNEL CHAIN 1

UL VERIFICATION SERVICES INC.
47173 Benicia Street, Fremont, CA 94538; USA TEL:(510) 771-1000 FAX:(510) 661-0888
This report shall not be reproduced except in full, without the written approval of UL Verification Services Inc.

9.2.8. 802.11a MODE IN THE 5.3 GHz BAND

2TX Antenna 1 + Antenna 2 CDD MODE

Channel	Frequency (MHz)	26 dB Bandwidth Chain 0 (MHz)	26 dB Bandwidth Chain 1 (MHz)
Low	5260	21.90	22.15
Mid	5300	21.80	22.10
High	5320	21.85	22.65

LOW CHANNEL

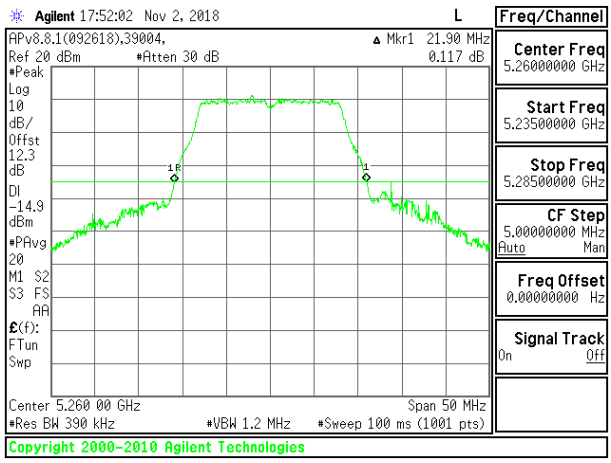

LOW CHANNEL CHAIN 0

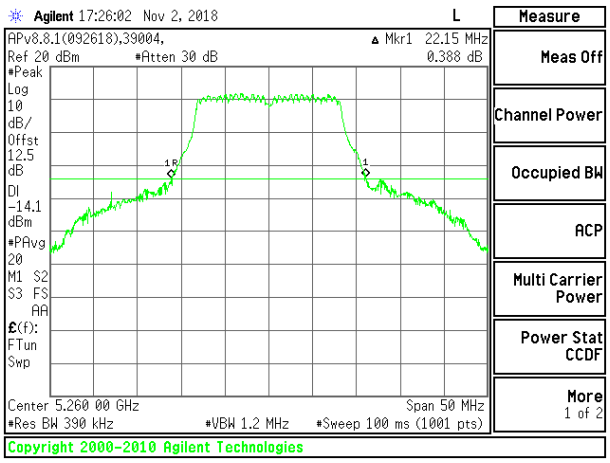

LOW CHANNEL CHAIN 1

MID CHANNEL

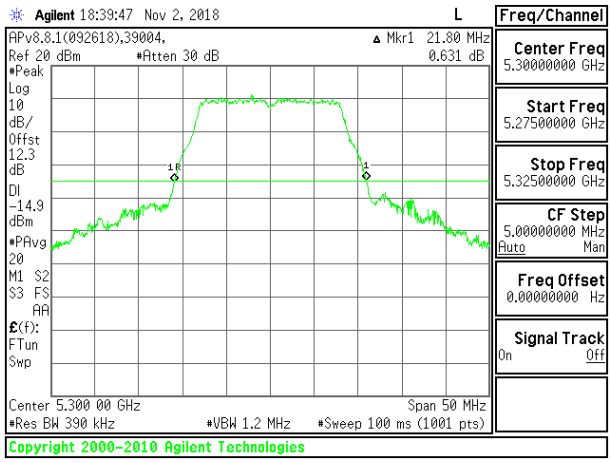

MID CHANNEL CHAIN 0

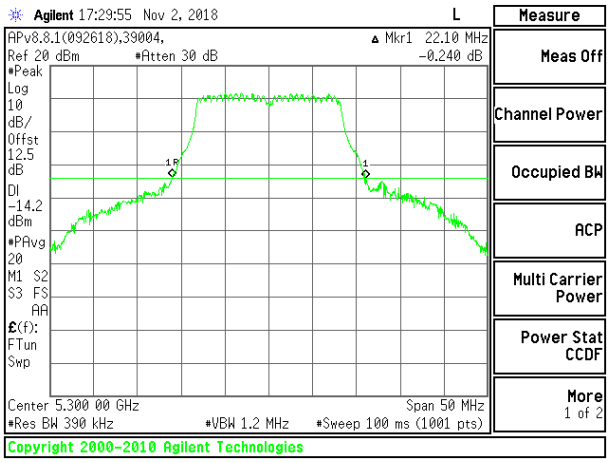

MID CHANNEL CHAIN 1

UL VERIFICATION SERVICES INC.
47173 Benicia Street, Fremont, CA 94538; USA TEL:(510) 771-1000 FAX:(510) 661-0888
This report shall not be reproduced except in full, without the written approval of UL Verification Services Inc.

HIGH CHANNEL

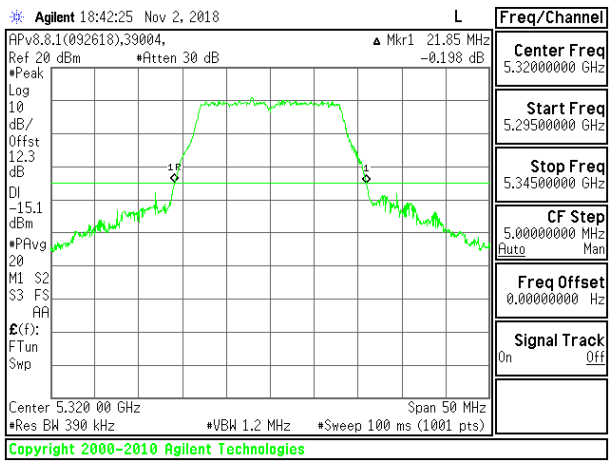

HIGH CHANNEL CHAIN 0

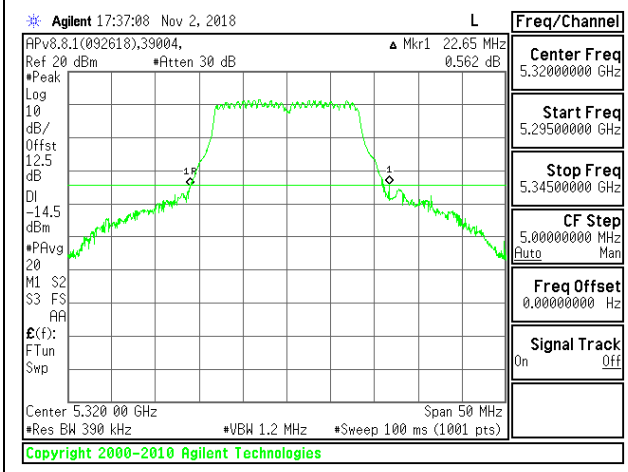

HIGH CHANNEL CHAIN 1

UL VERIFICATION SERVICES INC.
47173 Benicia Street, Fremont, CA 94538; USA TEL:(510) 771-1000 FAX:(510) 661-0888
This report shall not be reproduced except in full, without the written approval of UL Verification Services Inc.

9.2.9. 802.11n HT20 MODE IN THE 5.3 GHz BAND

2TX Antenna 1 + Antenna 2 CDD MODE

Channel	Frequency (MHz)	26 dB Bandwidth Chain 0 (MHz)	26 dB Bandwidth Chain 1 (MHz)
Low	5260	22.05	22.70
Mid	5300	22.20	22.25
High	5320	22.05	22.30

LOW CHANNEL

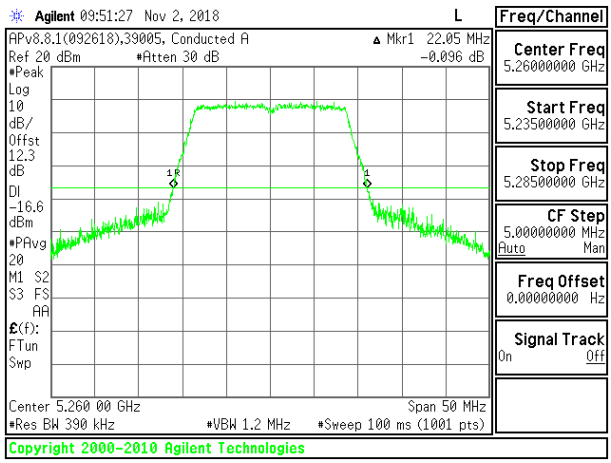

LOW CHANNEL CHAIN 0

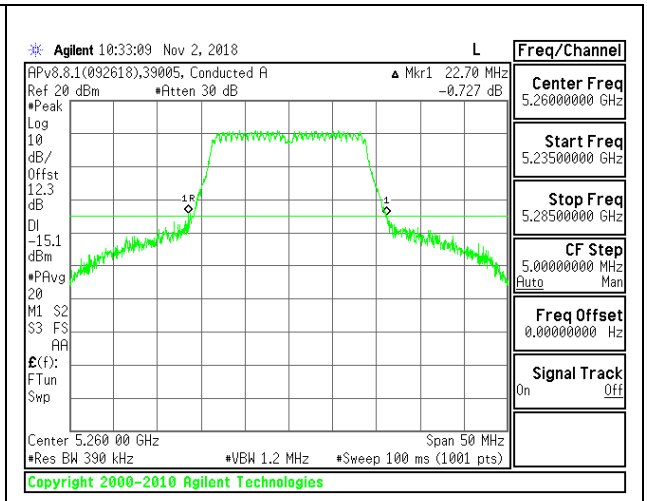

LOW CHANNEL CHAIN 1

MID CHANNEL

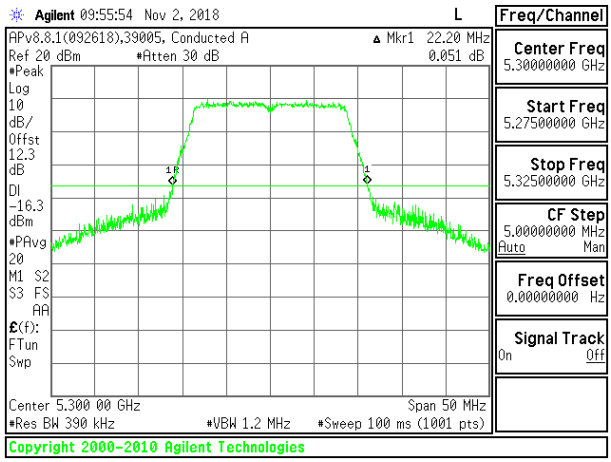

MID CHANNEL CHAIN 0

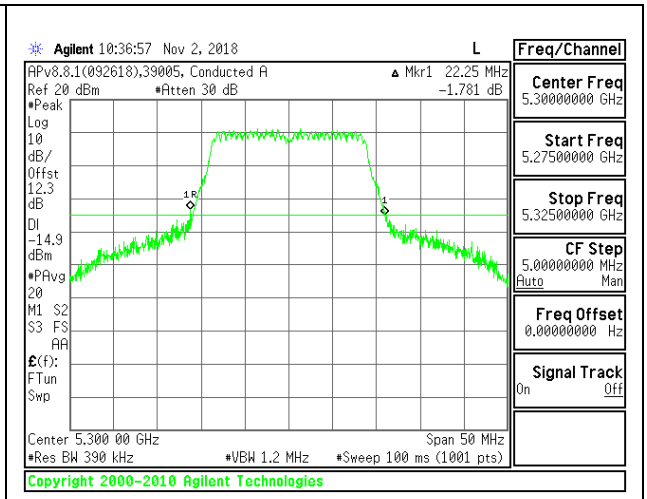

MID CHANNEL CHAIN 1

UL VERIFICATION SERVICES INC.
47173 Benicia Street, Fremont, CA 94538; USA TEL:(510) 771-1000 FAX:(510) 661-0888
This report shall not be reproduced except in full, without the written approval of UL Verification Services Inc.

HIGH CHANNEL

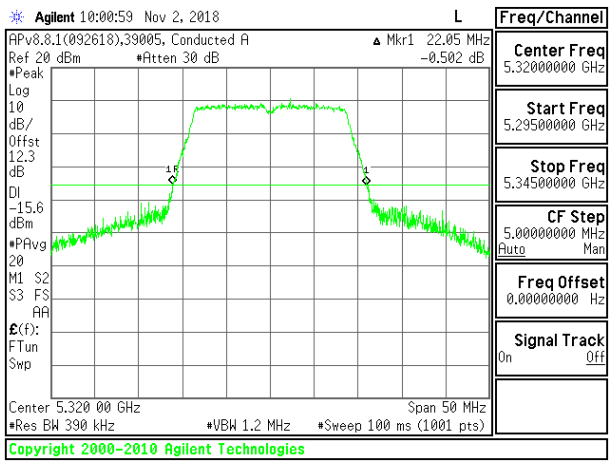

HIGH CHANNEL CHAIN 0

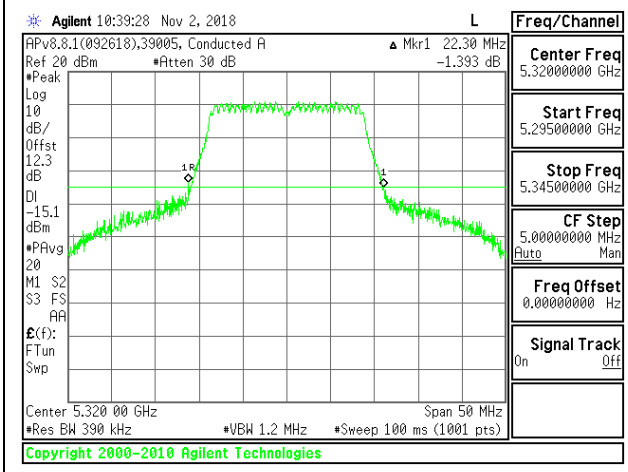

HIGH CHANNEL CHAIN 1

UL VERIFICATION SERVICES INC.
47173 Benicia Street, Fremont, CA 94538; USA TEL:(510) 771-1000 FAX:(510) 661-0888
This report shall not be reproduced except in full, without the written approval of UL Verification Services Inc.

9.2.10. 802.11n HT40 MODE IN THE 5.3 GHz BAND

2TX Antenna 1 + Antenna 2 CDD MODE

Channel	Frequency (MHz)	26 dB Bandwidth Chain 0 (MHz)	26 dB Bandwidth Chain 1 (MHz)
Low	5270	44.10	42.50
High	5310	44.10	42.60

LOW CHANNEL

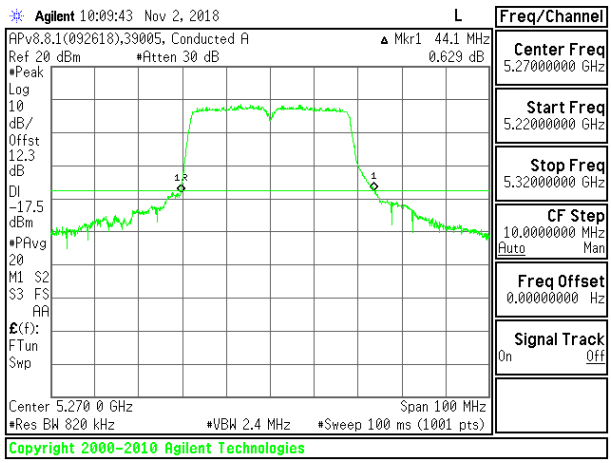

LOW CHANNEL CHAIN 0

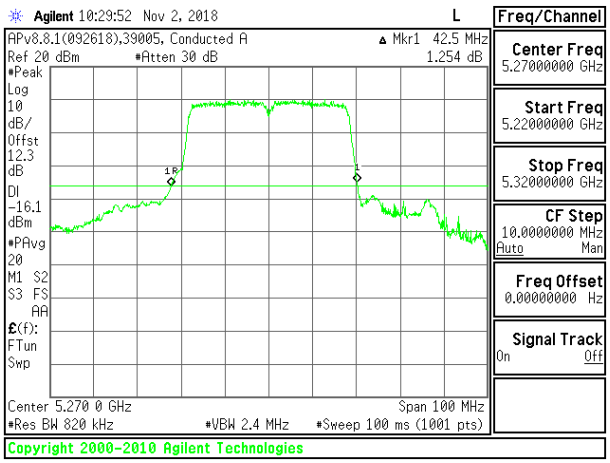

LOW CHANNEL CHAIN 1

HIGH CHANNEL

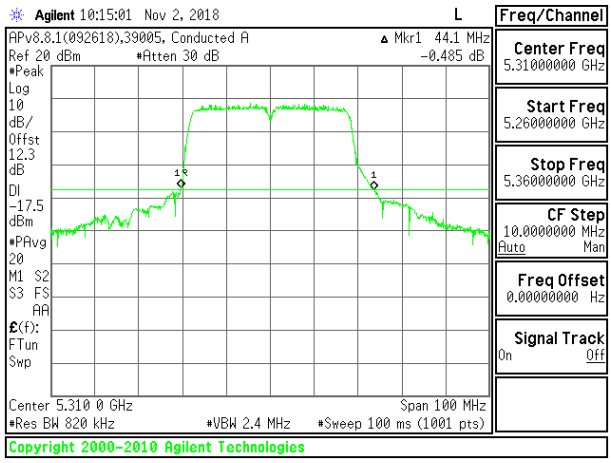

HIGH CHANNEL CHAIN 0

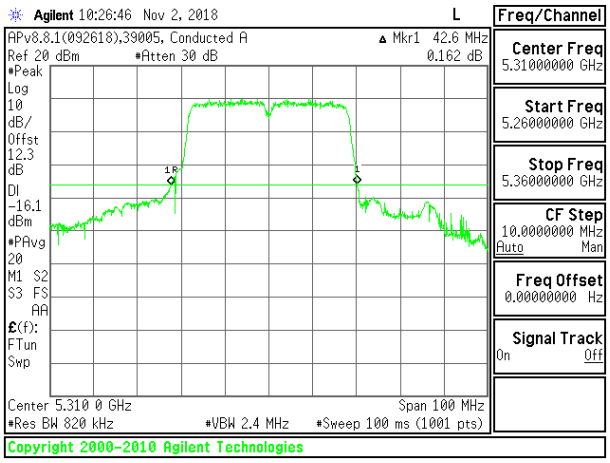

HIGH CHANNEL CHAIN 1

UL VERIFICATION SERVICES INC.
47173 Benicia Street, Fremont, CA 94538; USA TEL:(510) 771-1000 FAX:(510) 661-0888
This report shall not be reproduced except in full, without the written approval of UL Verification Services Inc.

9.2.11. 802.11ac VHT80 MODE IN THE 5.3 GHz BAND

2TX Antenna 1 + Antenna 2 CDD MODE

Channel	Frequency (MHz)	26 dB Bandwidth Chain 0 (MHz)	26 dB Bandwidth Chain 1 (MHz)
Mid	5290	85.20	86.60

MID CHANNEL

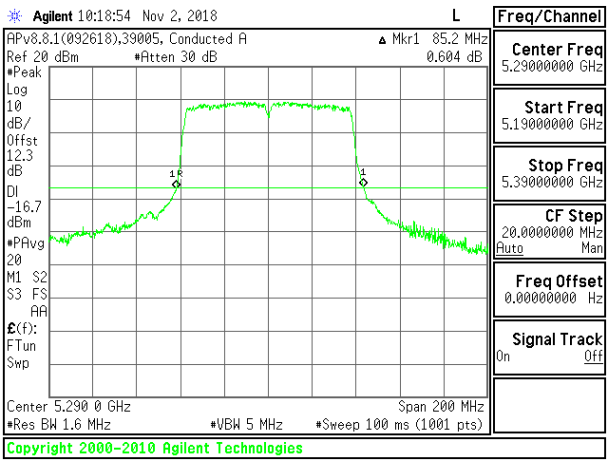

MID CHANNEL CHAIN 0

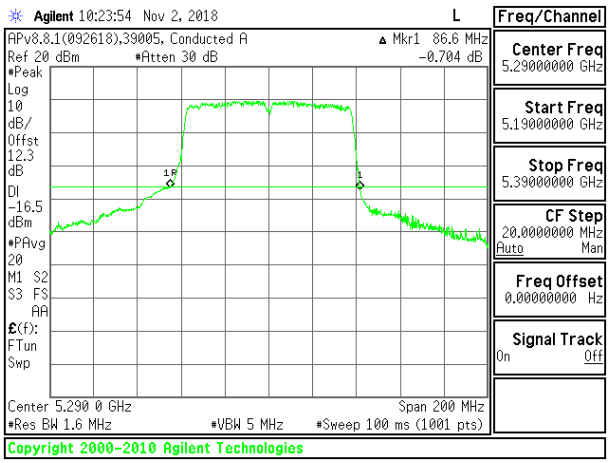

MID CHANNEL CHAIN 1

UL VERIFICATION SERVICES INC.
47173 Benicia Street, Fremont, CA 94538; USA TEL:(510) 771-1000 FAX:(510) 661-0888
This report shall not be reproduced except in full, without the written approval of UL Verification Services Inc.

9.2.12. 802.11ax HE20 MODE IN THE 5.3 GHz BAND

2TX Antenna 1 + Antenna 2 OFDMA MODE – 242-Tones, RU Index 61

Channel	Frequency (MHz)	26 dB Bandwidth Chain 0 (MHz)	26 dB Bandwidth Chain 1 (MHz)
Low	5260	22.10	22.00
Mid	5300	22.15	21.95
High	5320	22.10	21.95

LOW CHANNEL

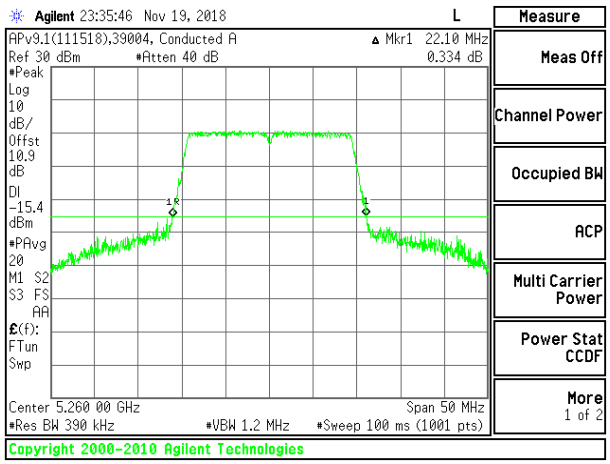

LOW CHANNEL CHAIN 0

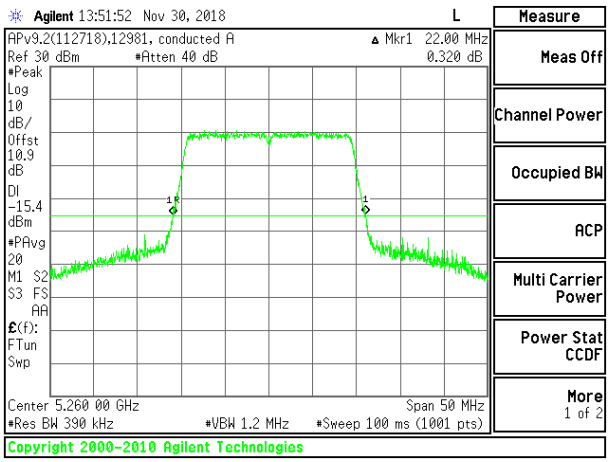

LOW CHANNEL CHAIN 1

MID CHANNEL

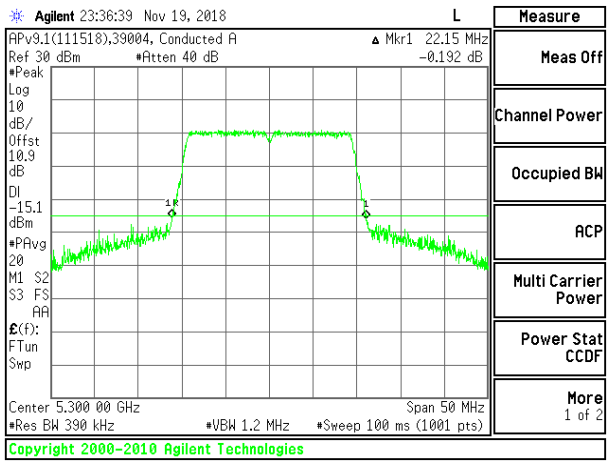

MID CHANNEL CHAIN 0

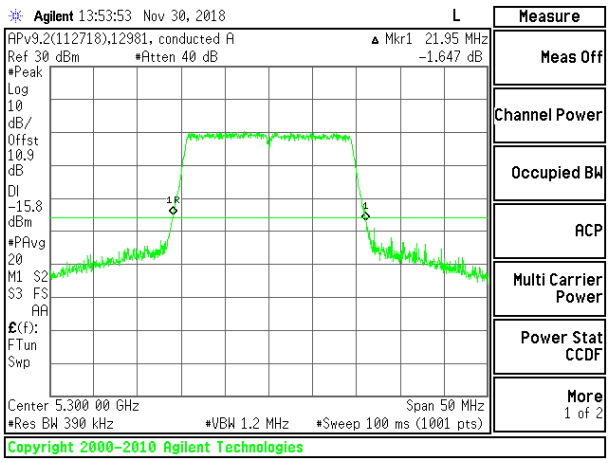

MID CHANNEL CHAIN 1

UL VERIFICATION SERVICES INC.
47173 Benicia Street, Fremont, CA 94538; USA TEL:(510) 771-1000 FAX:(510) 661-0888
This report shall not be reproduced except in full, without the written approval of UL Verification Services Inc.

HIGH CHANNEL

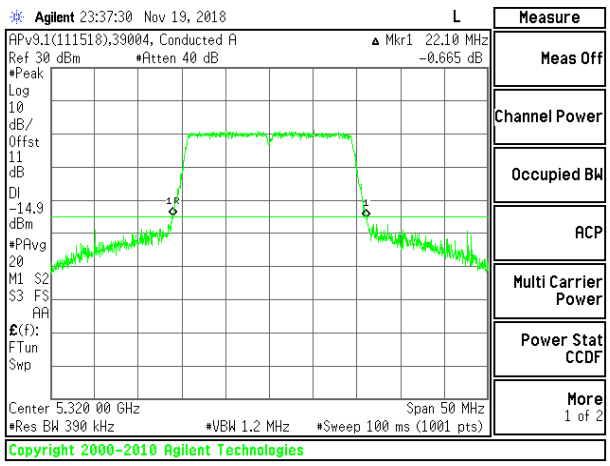

HIGH CHANNEL CHAIN 0

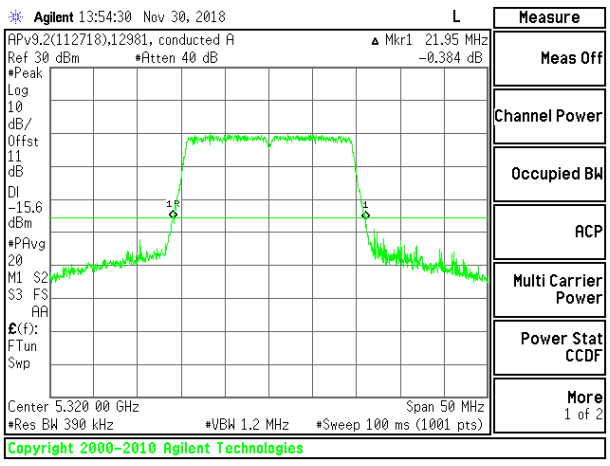

HIGH CHANNEL CHAIN 1

UL VERIFICATION SERVICES INC.
47173 Benicia Street, Fremont, CA 94538; USA TEL:(510) 771-1000 FAX:(510) 661-0888
This report shall not be reproduced except in full, without the written approval of UL Verification Services Inc.

2TX Antenna 1 + Antenna 2 OFDMA MODE – 106-Tones, RU Index 53

Channel	Frequency (MHz)	26 dB Bandwidth Chain 0 (MHz)	26 dB Bandwidth Chain 1 (MHz)
Low	5260	21.40	20.40
Mid	5300	21.25	20.55
High	5320	21.60	20.55

LOW CHANNEL

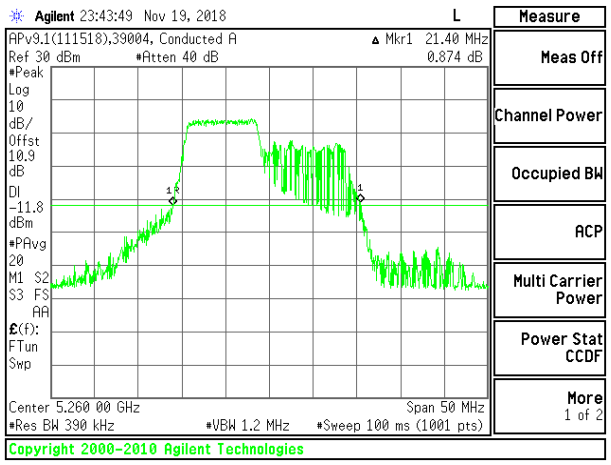

LOW CHANNEL CHAIN 0

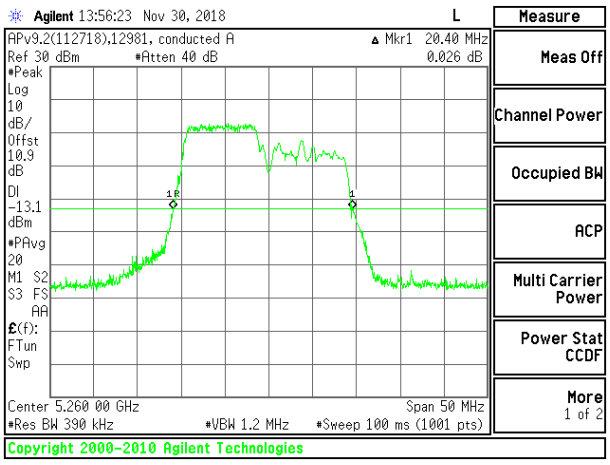

LOW CHANNEL CHAIN 1

MID CHANNEL

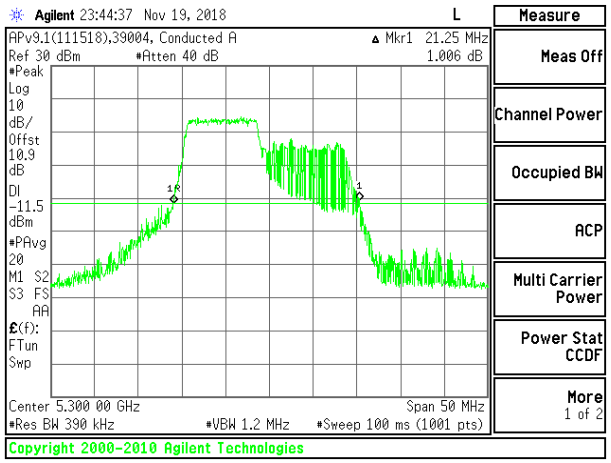

MID CHANNEL CHAIN 0

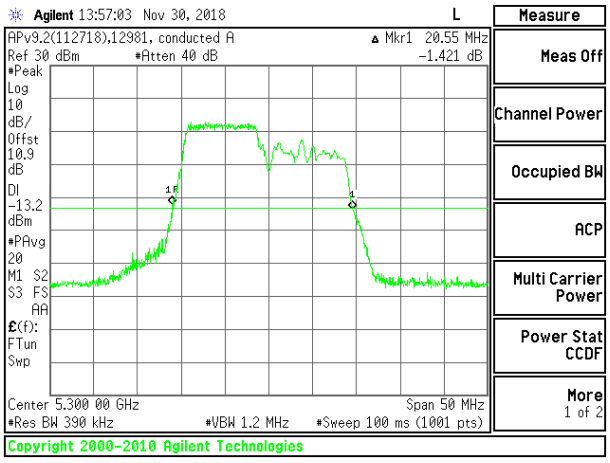

MID CHANNEL CHAIN 1

UL VERIFICATION SERVICES INC.
47173 Benicia Street, Fremont, CA 94538; USA TEL:(510) 771-1000 FAX:(510) 661-0888
This report shall not be reproduced except in full, without the written approval of UL Verification Services Inc.

HIGH CHANNEL

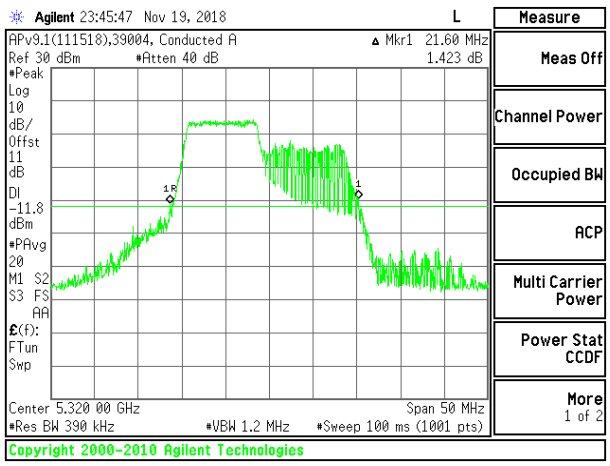

HIGH CHANNEL CHAIN 0

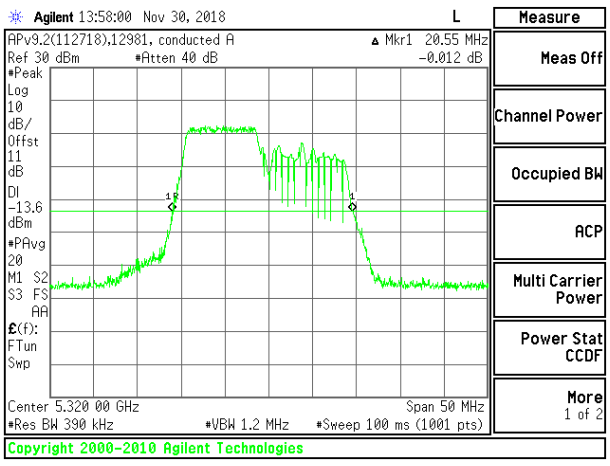

HIGH CHANNEL CHAIN 1

UL VERIFICATION SERVICES INC.
47173 Benicia Street, Fremont, CA 94538; USA TEL:(510) 771-1000 FAX:(510) 661-0888

This report shall not be reproduced except in full, without the written approval of UL Verification Services Inc.

2TX Antenna 1 + Antenna 2 OFDMA MODE – 106-Tones, RU Index 54

Channel	Frequency (MHz)	26 dB Bandwidth Chain 0 (MHz)	26 dB Bandwidth Chain 1 (MHz)
Low	5260	23.45	20.75
Mid	5300	22.70	20.75
High	5320	22.00	20.70

LOW CHANNEL

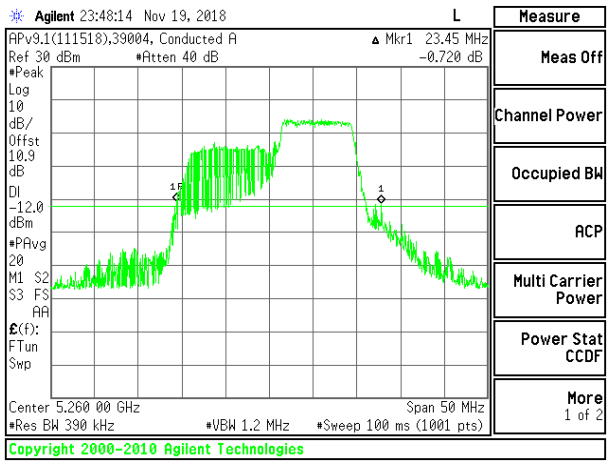

LOW CHANNEL CHAIN 0

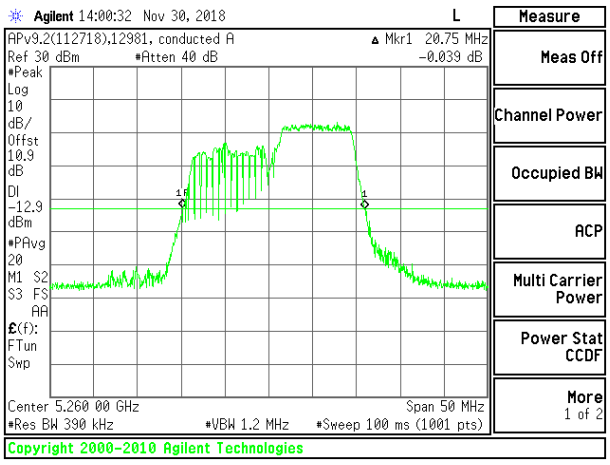

LOW CHANNEL CHAIN 1

MID CHANNEL

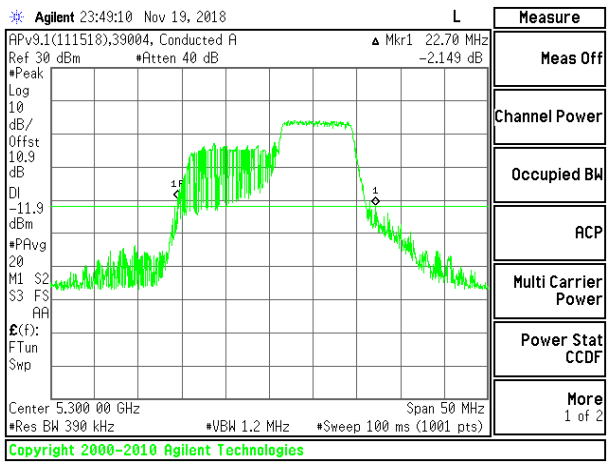

MID CHANNEL CHAIN 0

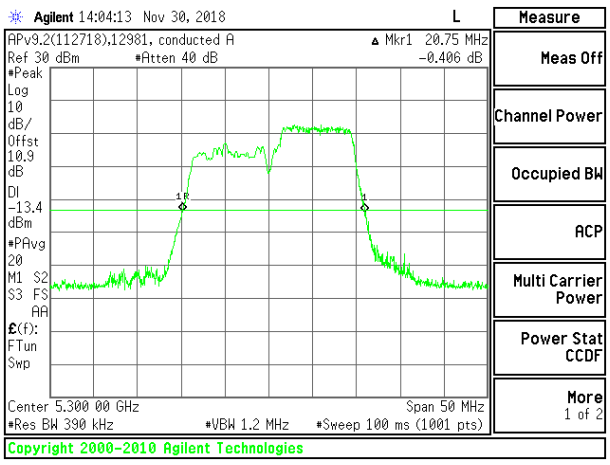

MID CHANNEL CHAIN 1

UL VERIFICATION SERVICES INC.
47173 Benicia Street, Fremont, CA 94538; USA TEL:(510) 771-1000 FAX:(510) 661-0888
This report shall not be reproduced except in full, without the written approval of UL Verification Services Inc.

HIGH CHANNEL

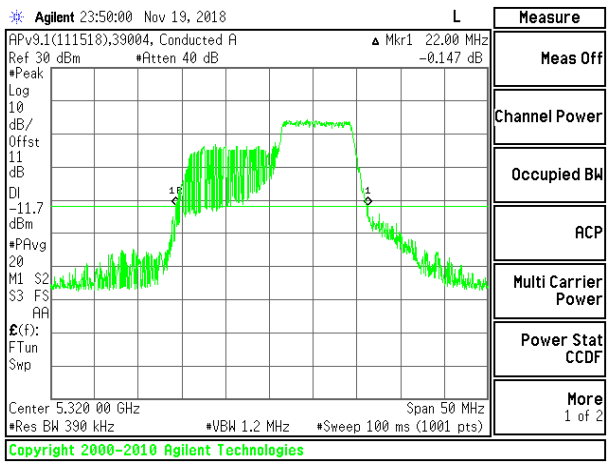

HIGH CHANNEL CHAIN 0

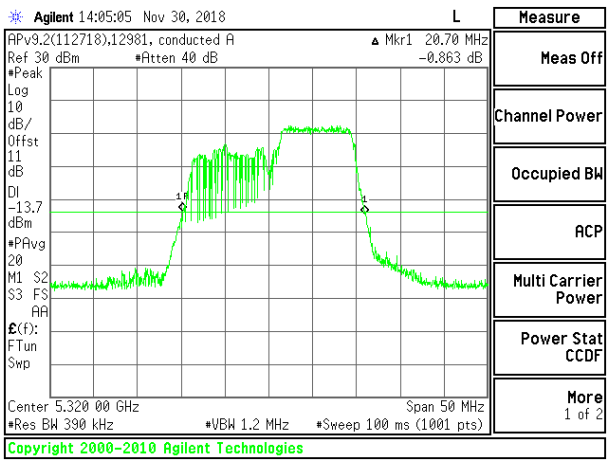

HIGH CHANNEL CHAIN 1

UL VERIFICATION SERVICES INC.
47173 Benicia Street, Fremont, CA 94538; USA TEL:(510) 771-1000 FAX:(510) 661-0888
This report shall not be reproduced except in full, without the written approval of UL Verification Services Inc.

2TX Antenna 1 + Antenna 2 OFDMA MODE – 52-Tones, RU Index 37

Channel	Frequency (MHz)	26 dB Bandwidth Chain 0 (MHz)	26 dB Bandwidth Chain 1 (MHz)
Low	5260	20.70	20.20
Mid	5300	20.90	20.15
High	5320	20.95	20.10

LOW CHANNEL

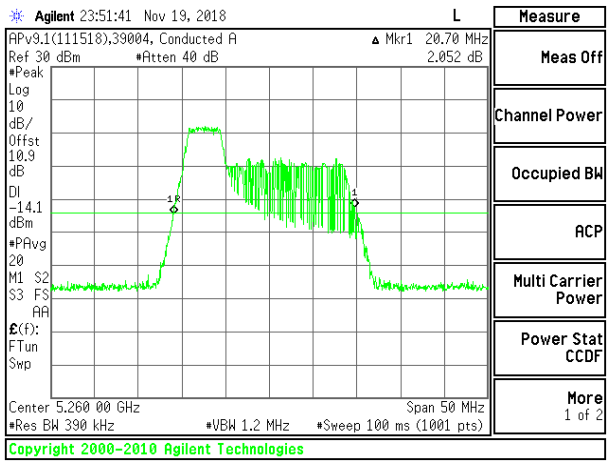

LOW CHANNEL CHAIN 0

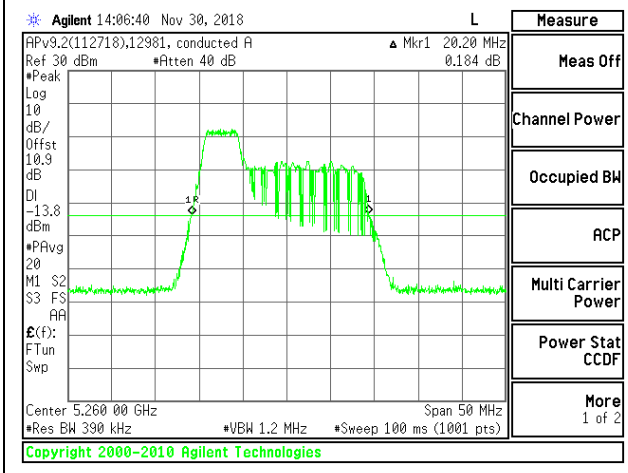

LOW CHANNEL CHAIN 1

MID CHANNEL

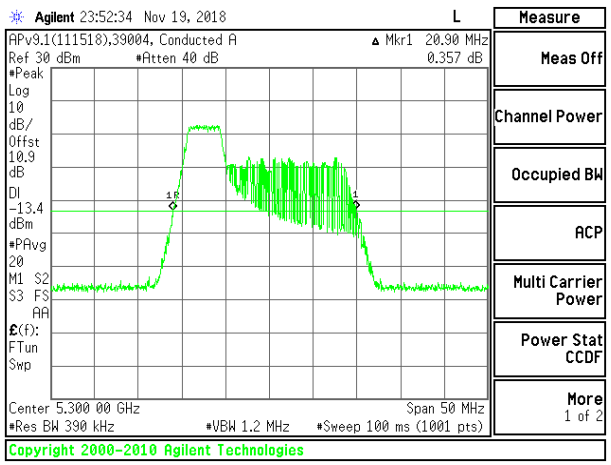

MID CHANNEL CHAIN 0

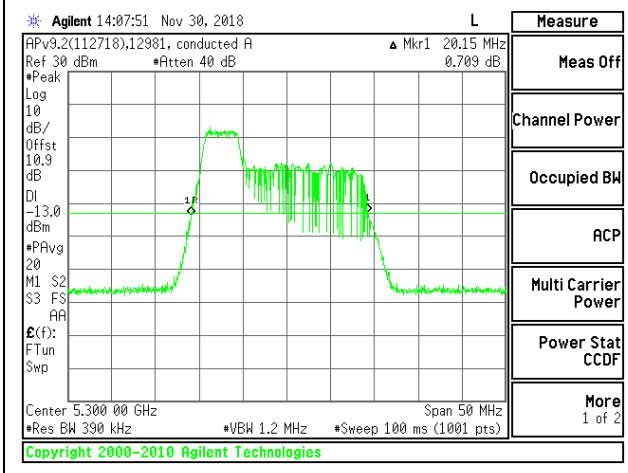

MID CHANNEL CHAIN 1

UL VERIFICATION SERVICES INC.
47173 Benicia Street, Fremont, CA 94538; USA TEL:(510) 771-1000 FAX:(510) 661-0888
This report shall not be reproduced except in full, without the written approval of UL Verification Services Inc.

HIGH CHANNEL

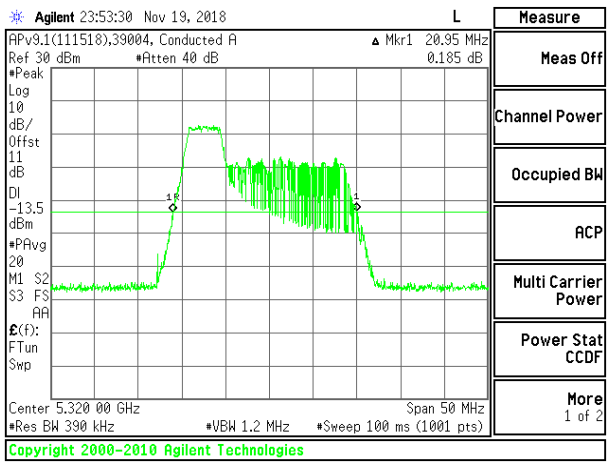

HIGH CHANNEL CHAIN 0

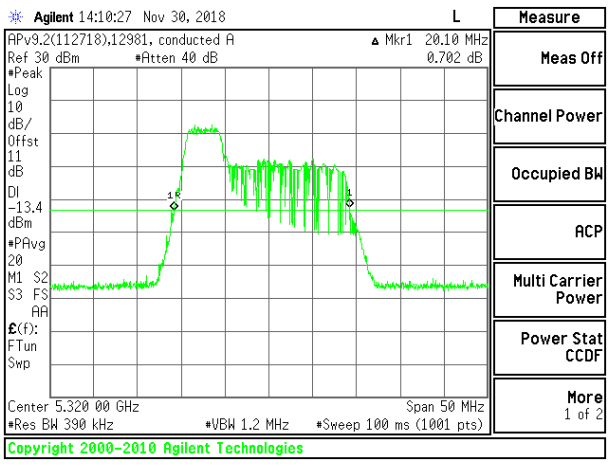

HIGH CHANNEL CHAIN 1

UL VERIFICATION SERVICES INC.
47173 Benicia Street, Fremont, CA 94538; USA TEL:(510) 771-1000 FAX:(510) 661-0888
This report shall not be reproduced except in full, without the written approval of UL Verification Services Inc.

2TX Antenna 1 + Antenna 2 OFDMA MODE – 52-Tones, RU Index 38

Channel	Frequency (MHz)	26 dB Bandwidth Chain 0 (MHz)	26 dB Bandwidth Chain 1 (MHz)
Low	5260	20.60	19.50
Mid	5300	20.45	19.15
High	5320	20.50	19.15

LOW CHANNEL

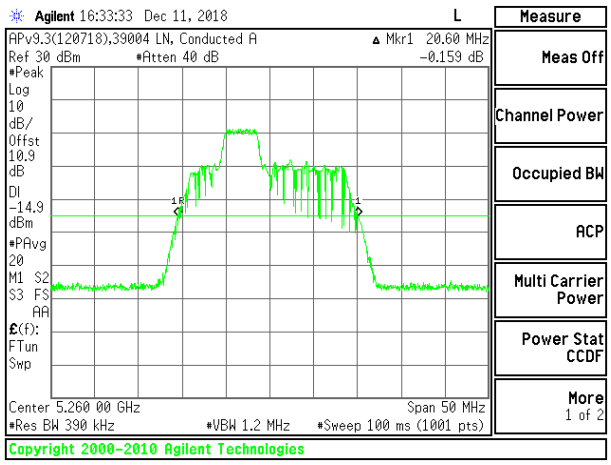

LOW CHANNEL CHAIN 0

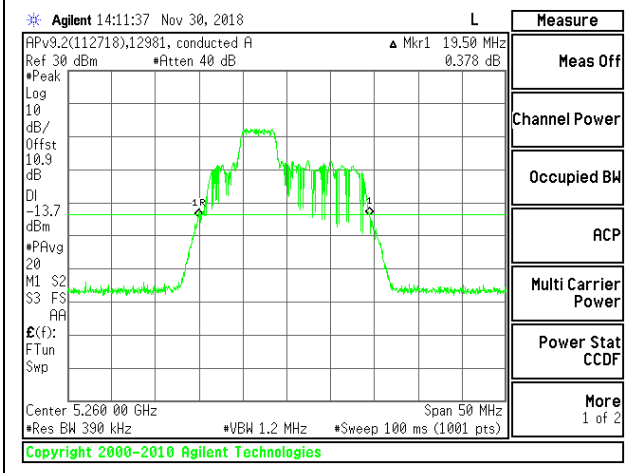

LOW CHANNEL CHAIN 1

MID CHANNEL

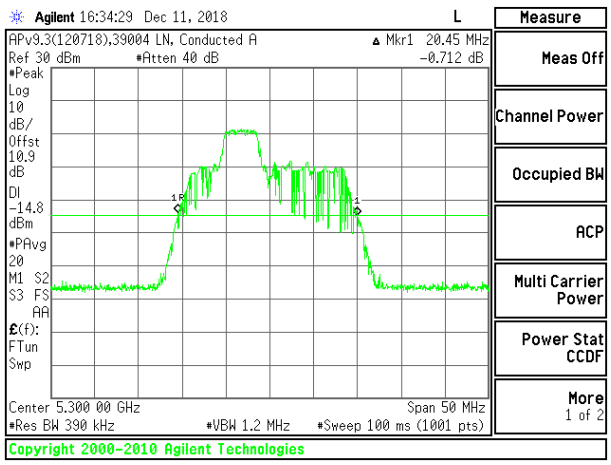

MID CHANNEL CHAIN 0

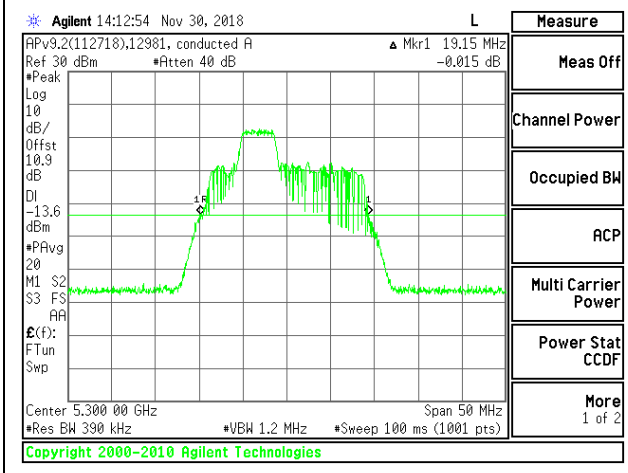

MID CHANNEL CHAIN 1

UL VERIFICATION SERVICES INC.
47173 Benicia Street, Fremont, CA 94538; USA TEL:(510) 771-1000 FAX:(510) 661-0888
This report shall not be reproduced except in full, without the written approval of UL Verification Services Inc.

HIGH CHANNEL

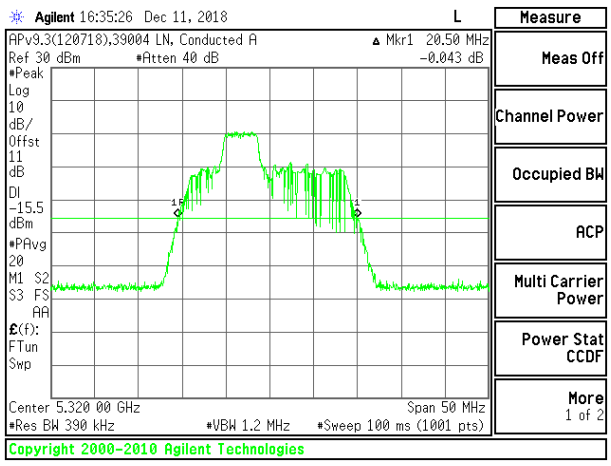

HIGH CHANNEL CHAIN 0

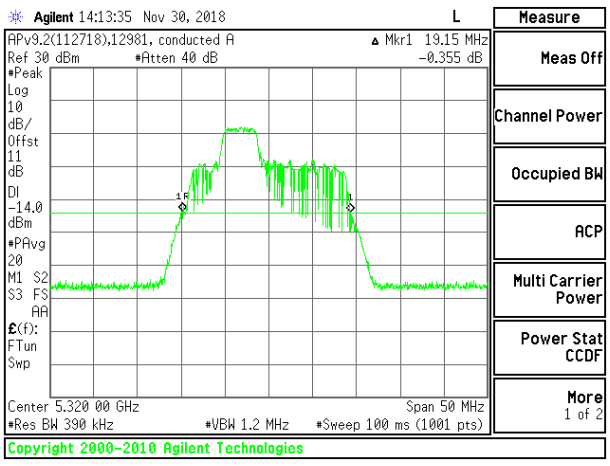

HIGH CHANNEL CHAIN 1

UL VERIFICATION SERVICES INC.
47173 Benicia Street, Fremont, CA 94538; USA TEL:(510) 771-1000 FAX:(510) 661-0888
This report shall not be reproduced except in full, without the written approval of UL Verification Services Inc.

2TX Antenna 1 + Antenna 2 OFDMA MODE – 52-Tones, RU Index 40

Channel	Frequency (MHz)	26 dB Bandwidth Chain 0 (MHz)	26 dB Bandwidth Chain 1 (MHz)
Low	5260	21.55	20.45
Mid	5300	21.40	20.30
High	5320	21.55	20.50

LOW CHANNEL

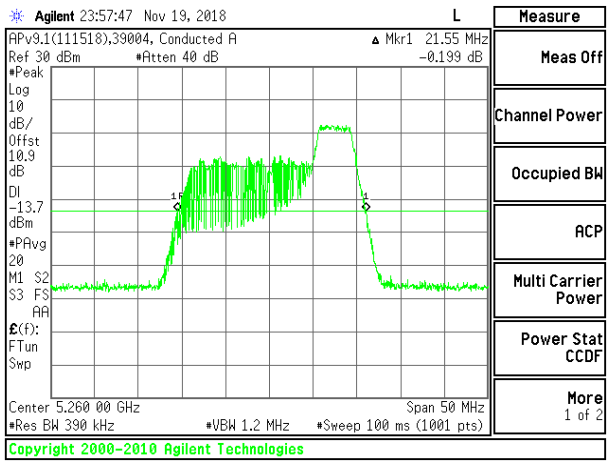

LOW CHANNEL CHAIN 0

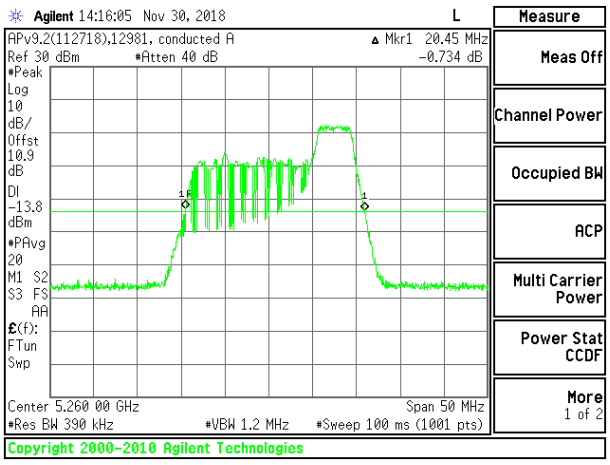

LOW CHANNEL CHAIN 1

MID CHANNEL

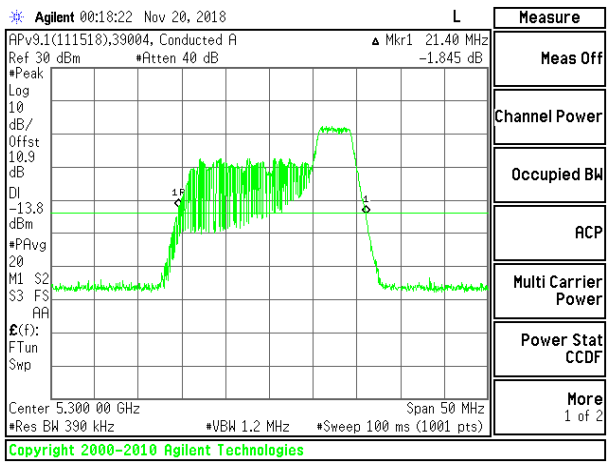

MID CHANNEL CHAIN 0

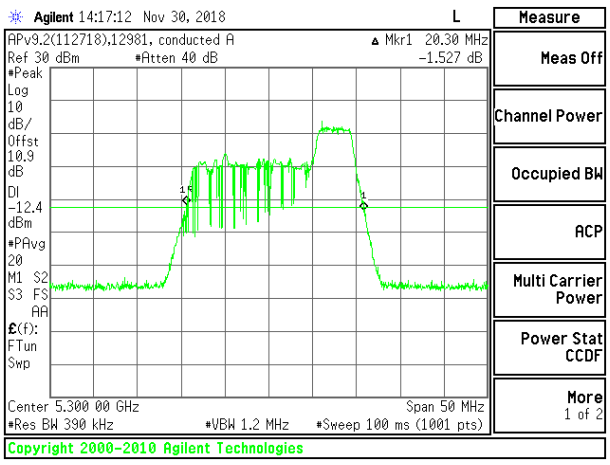

MID CHANNEL CHAIN 1

UL VERIFICATION SERVICES INC.
47173 Benicia Street, Fremont, CA 94538; USA TEL:(510) 771-1000 FAX:(510) 661-0888
This report shall not be reproduced except in full, without the written approval of UL Verification Services Inc.

HIGH CHANNEL

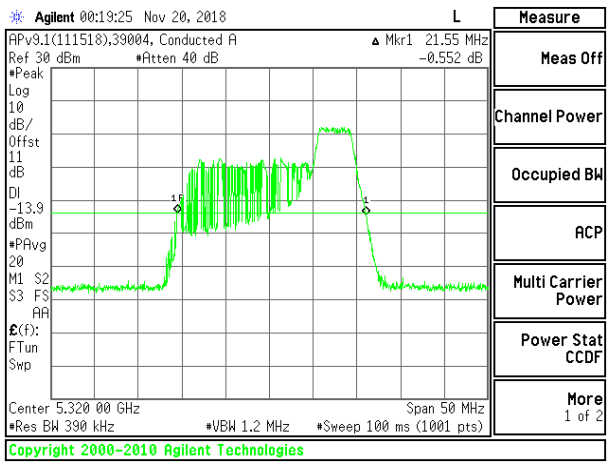

HIGH CHANNEL CHAIN 0

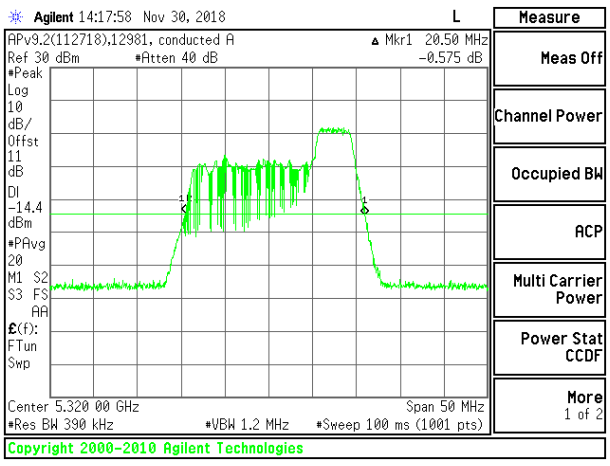

HIGH CHANNEL CHAIN 1

UL VERIFICATION SERVICES INC.
47173 Benicia Street, Fremont, CA 94538; USA TEL:(510) 771-1000 FAX:(510) 661-0888
This report shall not be reproduced except in full, without the written approval of UL Verification Services Inc.