LOW CHANNEL

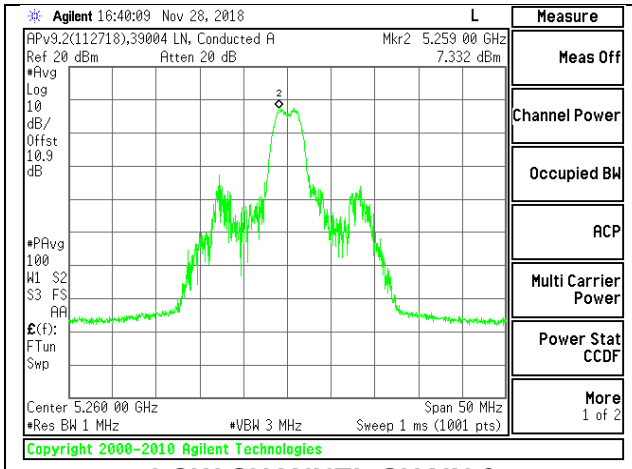

LOW CHANNEL CHAIN 0

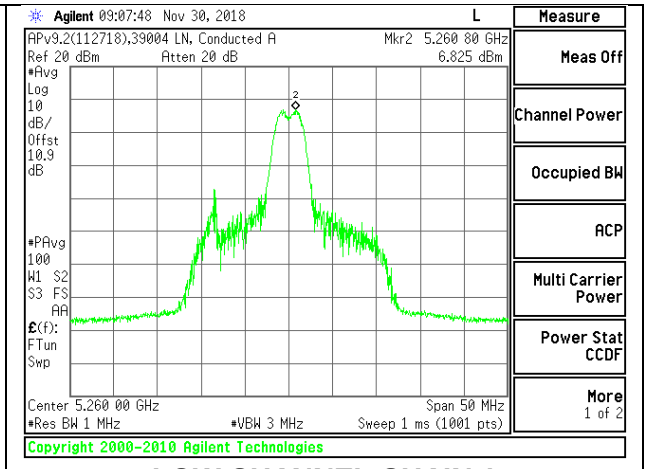

LOW CHANNEL CHAIN 1

MID CHANNEL

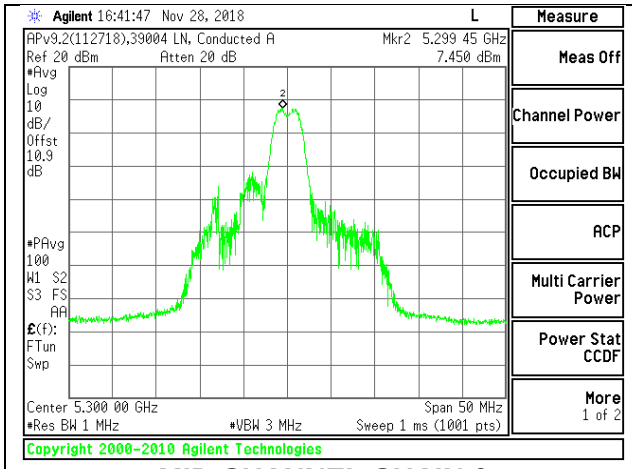

MID CHANNEL CHAIN 0

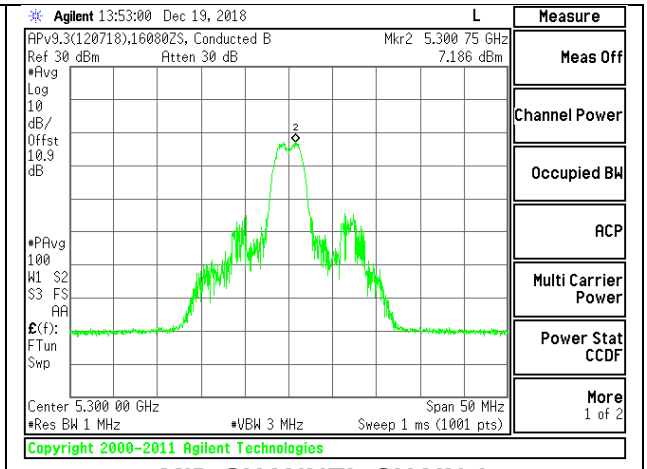

MID CHANNEL CHAIN 1

HIGH CHANNEL

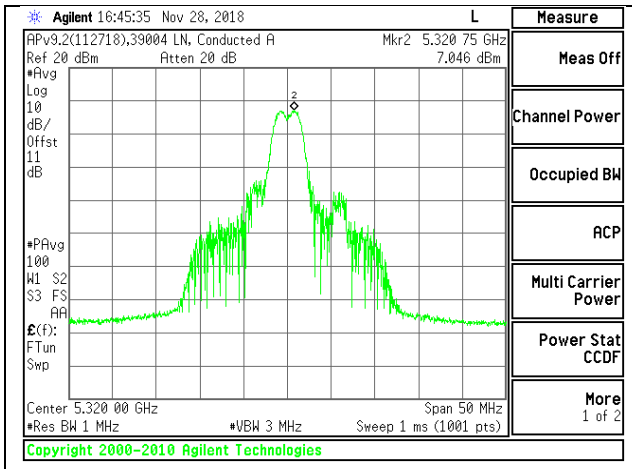

HIGH CHANNEL CHAIN 0

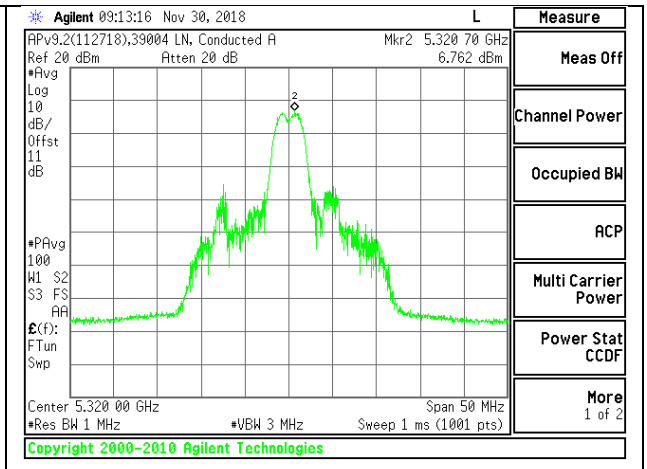

HIGH CHANNEL CHAIN 1

UL VERIFICATION SERVICES INC.
47173 Benicia Street, Fremont, CA 94538; USA TEL:(510) 771-1000 FAX:(510) 661-0888
This report shall not be reproduced except in full, without the written approval of UL Verification Services Inc.

2TX Antenna 1 + Antenna 2 OFDMA MODE – 26-Tones, RU Index 8

Bandwidth, Antenna Gain, and Limits

Channel	Frequency (MHz)	Min 26 dB BW (MHz)	Directional Gain for Power (dBi)	Directional Gain for PSD (dBi)	Power Limit (dBm)	PSD Limit (dBm/1MHz)
Low	5260	20.25	-1.02	1.93	24.00	11.00
Mid	5300	20.20	-1.02	1.93	24.00	11.00
High	5320	20.15	-1.02	1.93	24.00	11.00

Duty Cycle CF (dB)	0.10	Included in Calculations of Corr'd PSD

Output Power Results

Channel	Frequency (MHz)	Chain 0 Meas Power (dBm)	Chain 1 Meas Power (dBm)	Total Corr'd Power (dBm)	Power Limit (dBm)	Power Margin (dB)
Low	5260	10.37	9.52	12.98	24.00	-11.02
Mid	5300	10.40	9.50	12.98	24.00	-11.02
High	5320	10.40	9.51	12.99	24.00	-11.01

PSD Results

Channel	Frequency (MHz)	Chain 0 Meas PSD (dBm/1MHz)	Chain 1 Meas PSD (dBm/1MHz)	Total Corr'd PSD (dBm/1MHz)	PSD Limit (dBm/1MHz)	PSD Margin (dB)
Low	5260	7.529	7.042	10.40	11.00	-0.60
Mid	5300	7.416	7.221	10.43	11.00	-0.57
High	5320	7.531	6.960	10.37	11.00	-0.63

UL VERIFICATION SERVICES INC.
47173 Benicia Street, Fremont, CA 94538; USA TEL:(510) 771-1000 FAX:(510) 661-0888
This report shall not be reproduced except in full, without the written approval of UL Verification Services Inc.

LOW CHANNEL

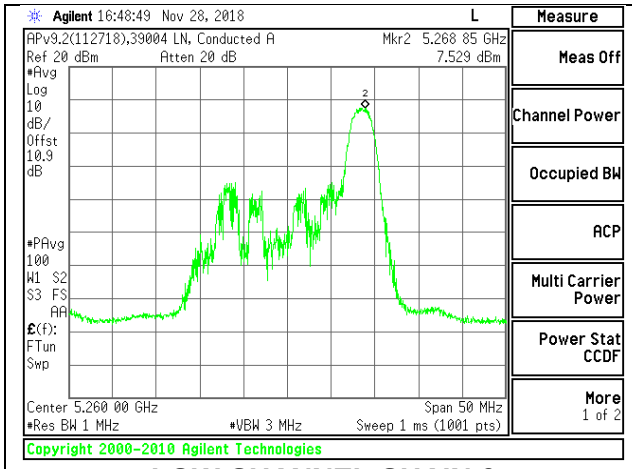

LOW CHANNEL CHAIN 0

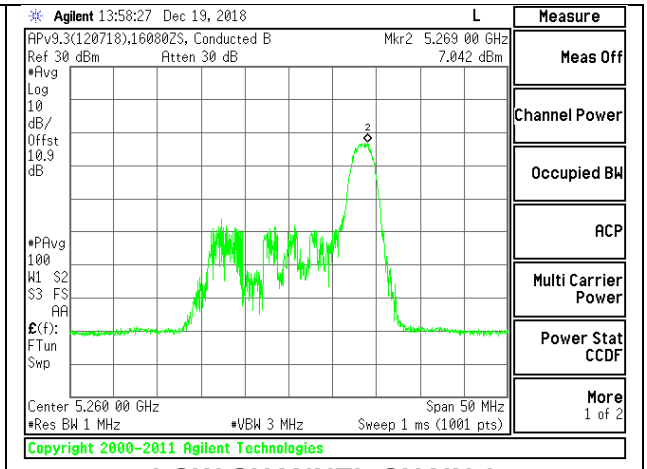

LOW CHANNEL CHAIN 1

MID CHANNEL

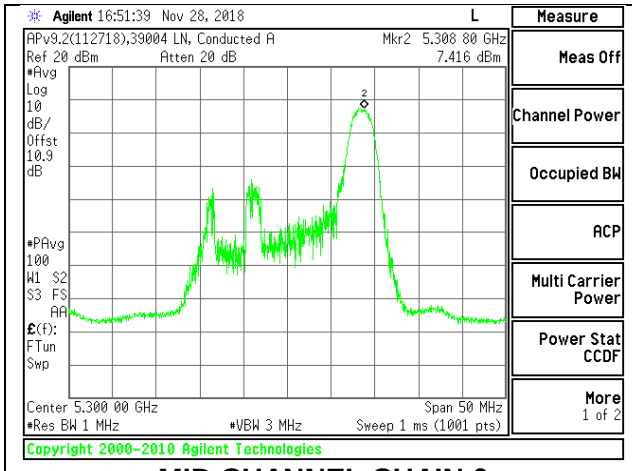

MID CHANNEL CHAIN 0

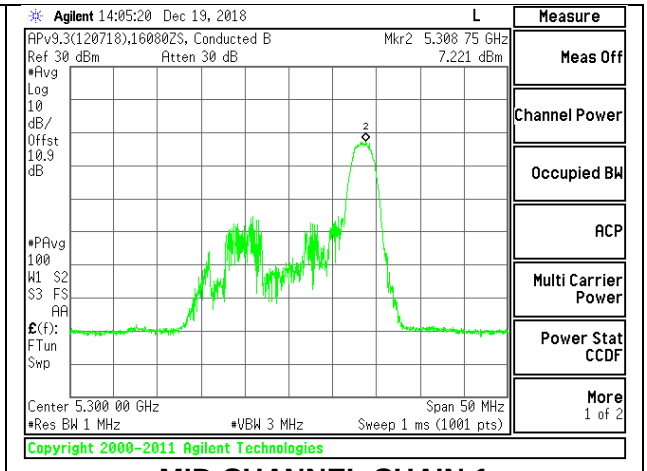

MID CHANNEL CHAIN 1

HIGH CHANNEL

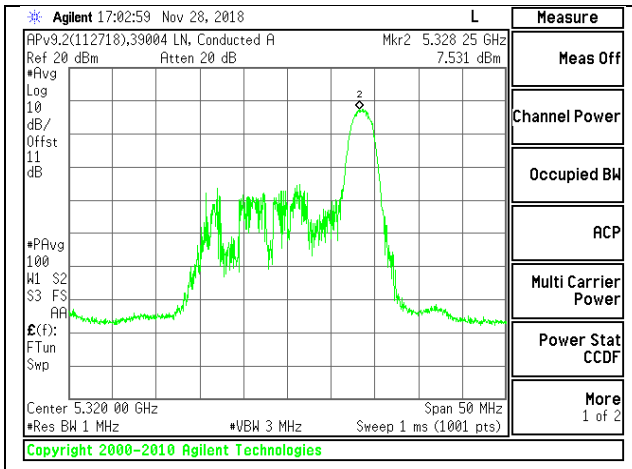

HIGH CHANNEL CHAIN 0

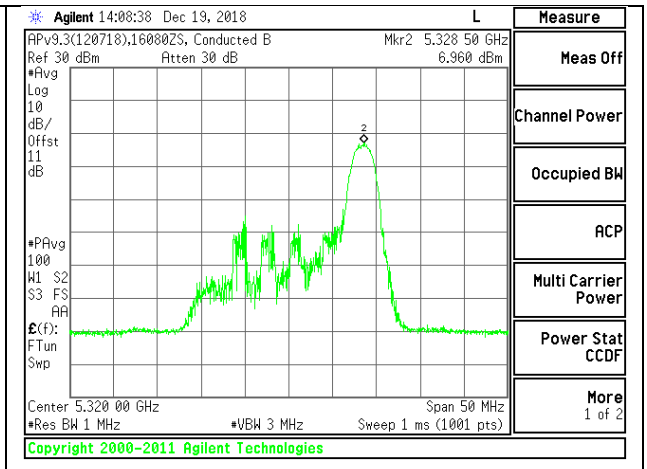

HIGH CHANNEL CHAIN 1

UL VERIFICATION SERVICES INC.
47173 Benicia Street, Fremont, CA 94538; USA TEL:(510) 771-1000 FAX:(510) 661-0888
This report shall not be reproduced except in full, without the written approval of UL Verification Services Inc.

9.5.13. 802.11ax HE40 MODE IN THE 5.3 GHz BAND

2TX Antenna 1 + Antenna 2 OFDMA MODE – 484-Tones, RU Index 65

Bandwidth, Antenna Gain, and Limits

Channel	Frequency (MHz)	Min 26 dB BW (MHz)	Directional Gain for Power (dBi)	Directional Gain for PSD (dBi)	Power Limit (dBm)	PSD Limit (dBm/1MHz)
Low	5270	41.80	-1.02	1.93	24.00	11.00
High	5310	41.40	-1.02	1.93	24.00	11.00

Duty Cycle CF (dB)	1.13	**Included in Calculations of Corr'd PSD**

Output Power Results

Channel	Frequency (MHz)	Chain 0 Meas Power (dBm)	Chain 1 Meas Power (dBm)	Total Corr'd Power (dBm)	Power Limit (dBm)	Power Margin (dB)
Low	5270	15.98	15.25	18.64	24.00	-5.36
High	5310	15.67	14.92	18.32	24.00	-5.68

PSD Results

Channel	Frequency (MHz)	Chain 0 Meas PSD (dBm/1MHz)	Chain 1 Meas PSD (dBm/1MHz)	Total Corr'd PSD (dBm/1MHz)	PSD Limit (dBm/1MHz)	PSD Margin (dB)
Low	5270	2.144	1.981	6.20	11.00	-4.80
High	5310	2.169	1.750	6.10	11.00	-4.90

UL VERIFICATION SERVICES INC.
47173 Benicia Street, Fremont, CA 94538; USA TEL:(510) 771-1000 FAX:(510) 661-0888
This report shall not be reproduced except in full, without the written approval of UL Verification Services Inc.

LOW CHANNEL

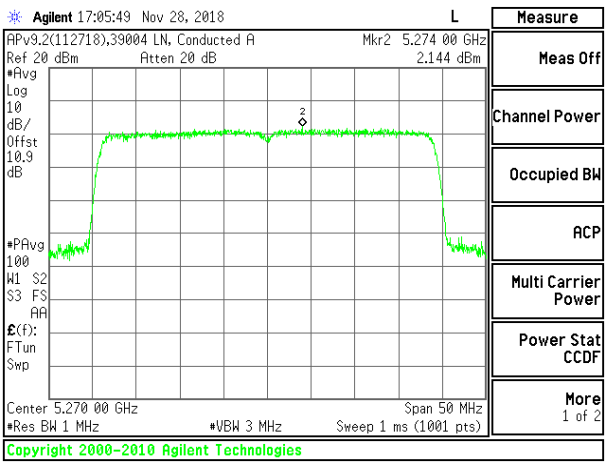

LOW CHANNEL CHAIN 0

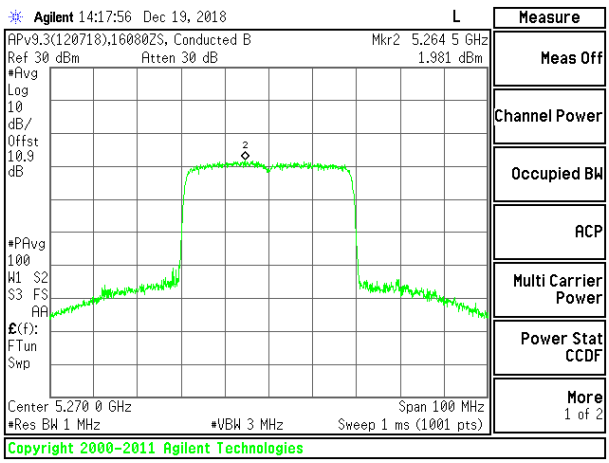

LOW CHANNEL CHAIN 1

HIGH CHANNEL

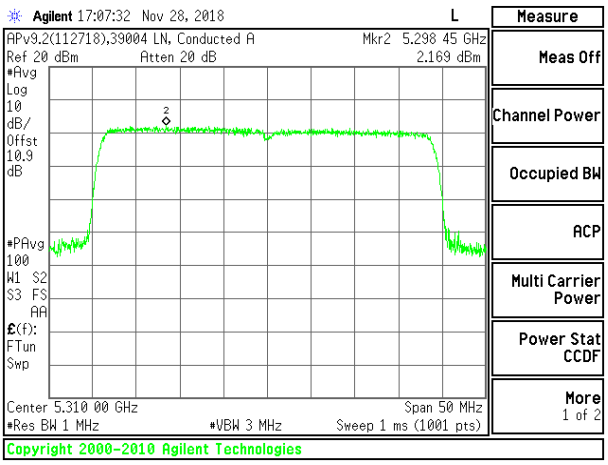

HIGH CHANNEL CHAIN 0

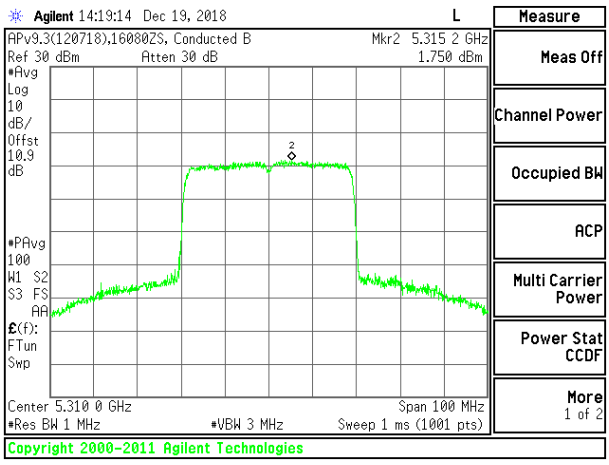

HIGH CHANNEL CHAIN 1

UL VERIFICATION SERVICES INC.
47173 Benicia Street, Fremont, CA 94538; USA TEL:(510) 771-1000 FAX:(510) 661-0888
This report shall not be reproduced except in full, without the written approval of UL Verification Services Inc.

2TX Antenna 1 + Antenna 2 OFDMA MODE – 242-Tones, RU Index 61

Bandwidth, Antenna Gain, and Limits

Channel	Frequency (MHz)	Min 26 dB BW (MHz)	Directional Gain for Power (dBi)	Directional Gain for PSD (dBi)	Power Limit (dBm)	PSD Limit (dBm/1MHz)
Low	5270	34.00	-1.02	1.93	24.00	11.00
High	5310	30.50	-1.02	1.93	24.00	11.00

Duty Cycle CF (dB)	0.67	Included in Calculations of Corr'd PSD

Output Power Results

Channel	Frequency (MHz)	Chain 0 Meas Power (dBm)	Chain 1 Meas Power (dBm)	Total Corr'd Power (dBm)	Power Limit (dBm)	Power Margin (dB)
Low	5270	16.92	16.00	19.49	24.00	-4.51
High	5310	16.66	15.95	19.33	24.00	-4.67

PSD Results

Channel	Frequency (MHz)	Chain 0 Meas PSD (dBm/1MHz)	Chain 1 Meas PSD (dBm/1MHz)	Total Corr'd PSD (dBm/1MHz)	PSD Limit (dBm/1MHz)	PSD Margin (dB)
Low	5270	6.167	5.313	9.44	11.00	-1.56
High	5310	6.209	5.563	9.58	11.00	-1.42

UL VERIFICATION SERVICES INC.
47173 Benicia Street, Fremont, CA 94538; USA TEL:(510) 771-1000 FAX:(510) 661-0888
This report shall not be reproduced except in full, without the written approval of UL Verification Services Inc.

LOW CHANNEL

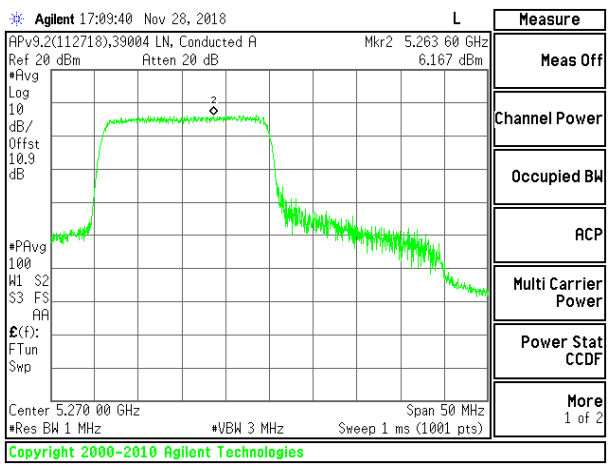

LOW CHANNEL CHAIN 0

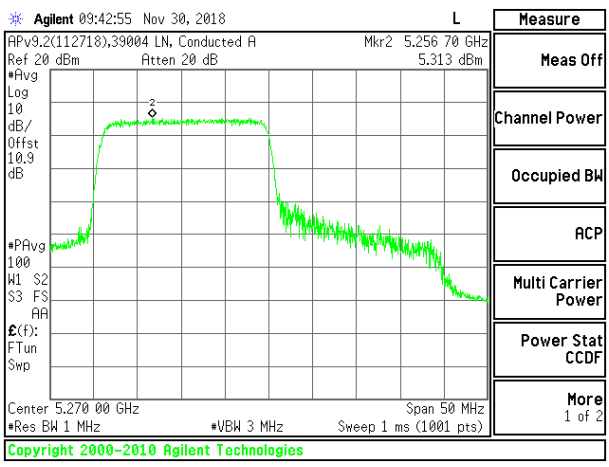

LOW CHANNEL CHAIN 1

HIGH CHANNEL

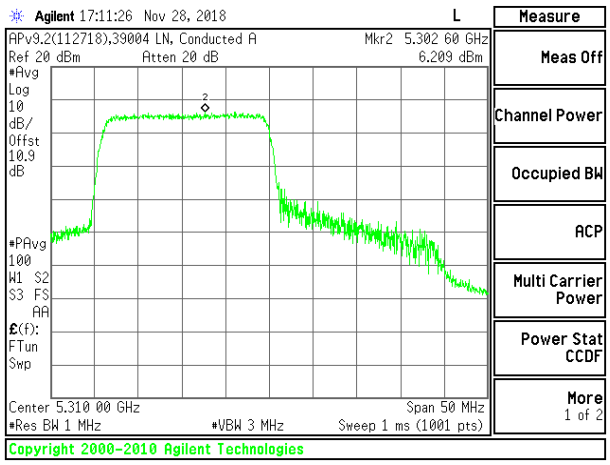

HIGH CHANNEL CHAIN 0

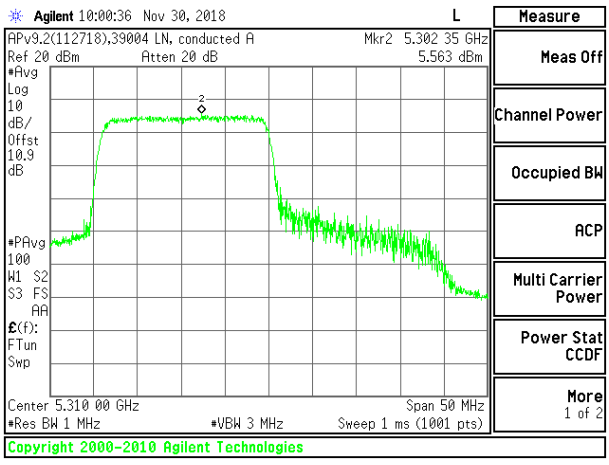

HIGH CHANNEL CHAIN 1

UL VERIFICATION SERVICES INC.
47173 Benicia Street, Fremont, CA 94538; USA TEL:(510) 771-1000 FAX:(510) 661-0888
This report shall not be reproduced except in full, without the written approval of UL Verification Services Inc.

2TX Antenna 1 + Antenna 2 OFDMA MODE – 242-Tones, RU Index 62

Bandwidth, Antenna Gain, and Limits

Channel	Frequency (MHz)	Min 26 dB BW (MHz)	Directional Gain for Power (dBi)	Directional Gain for PSD (dBi)	Power Limit (dBm)	PSD Limit (dBm/1MHz)
Low	5270	30.90	-1.02	1.93	24.00	11.00
High	5310	33.80	-1.02	1.93	24.00	11.00

Duty Cycle CF (dB)	0.67	Included in Calculations of Corr'd PSD

Output Power Results

Channel	Frequency (MHz)	Chain 0 Meas Power (dBm)	Chain 1 Meas Power (dBm)	Total Corr'd Power (dBm)	Power Limit (dBm)	Power Margin (dB)
Low	5270	16.95	16.02	19.52	24.00	-4.48
High	5310	16.77	15.98	19.40	24.00	-4.60

PSD Results

Channel	Frequency (MHz)	Chain 0 Meas PSD (dBm/1MHz)	Chain 1 Meas PSD (dBm/1MHz)	Total Corr'd PSD (dBm/1MHz)	PSD Limit (dBm/1MHz)	PSD Margin (dB)
Low	5270	6.701	6.110	10.10	11.00	-0.90
High	5310	6.530	5.844	9.88	11.00	-1.12

UL VERIFICATION SERVICES INC.
47173 Benicia Street, Fremont, CA 94538; USA TEL:(510) 771-1000 FAX:(510) 661-0888
This report shall not be reproduced except in full, without the written approval of UL Verification Services Inc.

LOW CHANNEL

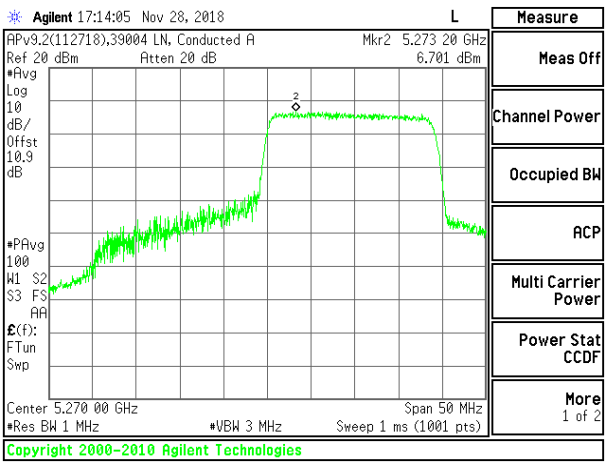

LOW CHANNEL CHAIN 0

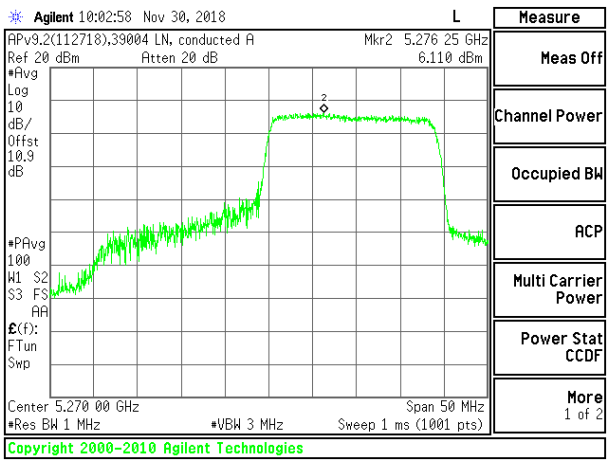

LOW CHANNEL CHAIN 1

HIGH CHANNEL

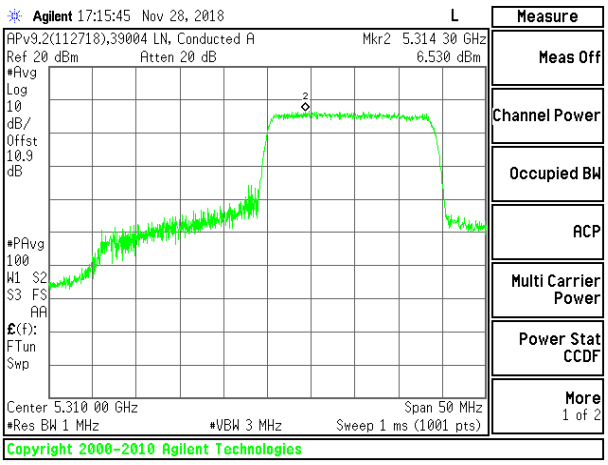

HIGH CHANNEL CHAIN 0

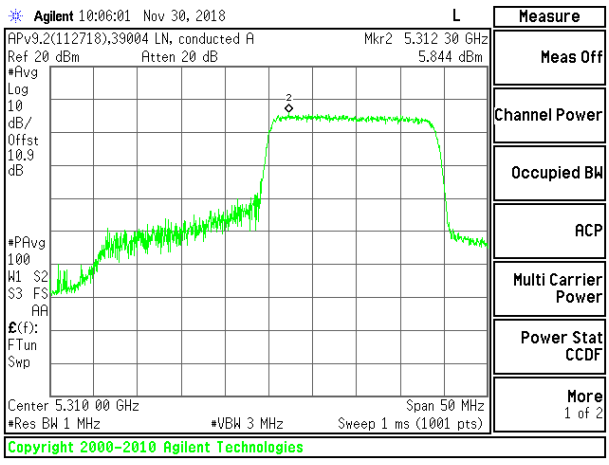

HIGH CHANNEL CHAIN 1

UL VERIFICATION SERVICES INC.
47173 Benicia Street, Fremont, CA 94538; USA TEL:(510) 771-1000 FAX:(510) 661-0888
This report shall not be reproduced except in full, without the written approval of UL Verification Services Inc.

2TX Antenna 1 + Antenna 2 OFDMA MODE – 106-Tones, RU Index 53

Bandwidth, Antenna Gain, and Limits

Channel	Frequency (MHz)	Min 26 dB BW (MHz)	Directional Gain for Power (dBi)	Directional Gain for PSD (dBi)	Power Limit (dBm)	PSD Limit (dBm/1MHz)
Low	5270	21.20	-1.02	1.93	24.00	11.00
High	5310	21.30	-1.02	1.93	24.00	11.00

Duty Cycle CF (dB)	0.36	**Included in Calculations of Corr'd PSD**

Output Power Results

Channel	Frequency (MHz)	Chain 0 Meas Power (dBm)	Chain 1 Meas Power (dBm)	Total Corr'd Power (dBm)	Power Limit (dBm)	Power Margin (dB)
Low	5270	15.41	14.58	18.03	24.00	-5.97
High	5310	15.42	14.59	18.04	24.00	-5.96

PSD Results

Channel	Frequency (MHz)	Chain 0 Meas PSD (dBm/1MHz)	Chain 1 Meas PSD (dBm/1MHz)	Total Corr'd PSD (dBm/1MHz)	PSD Limit (dBm/1MHz)	PSD Margin (dB)
Low	5270	7.358	7.189	10.64	11.00	-0.36
High	5310	7.598	7.344	10.84	11.00	-0.16

UL VERIFICATION SERVICES INC.
47173 Benicia Street, Fremont, CA 94538; USA TEL:(510) 771-1000 FAX:(510) 661-0888
This report shall not be reproduced except in full, without the written approval of UL Verification Services Inc.

LOW CHANNEL

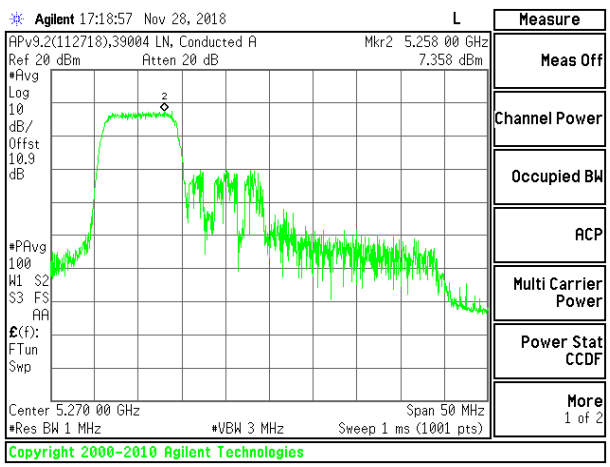

LOW CHANNEL CHAIN 0

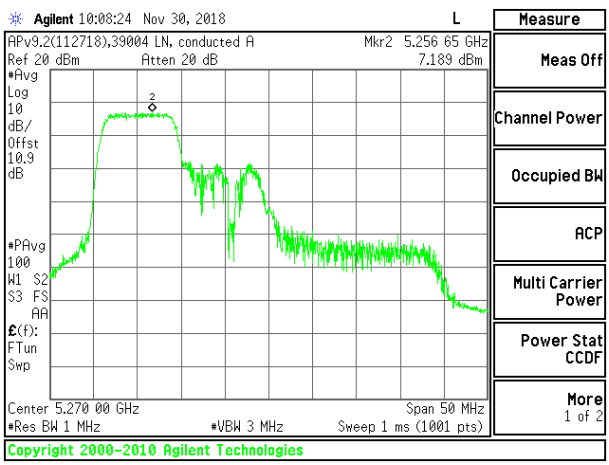

LOW CHANNEL CHAIN 1

HIGH CHANNEL

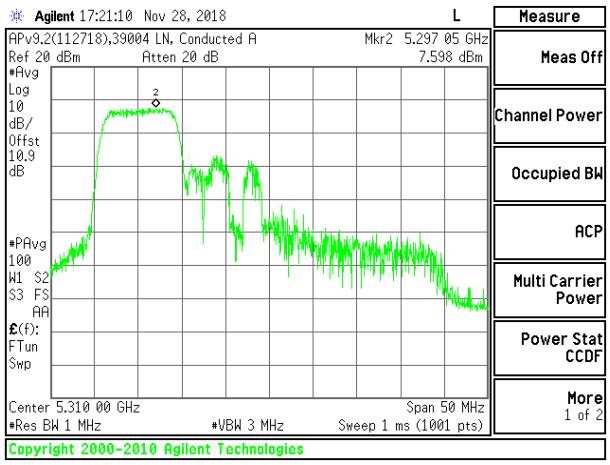

HIGH CHANNEL CHAIN 0

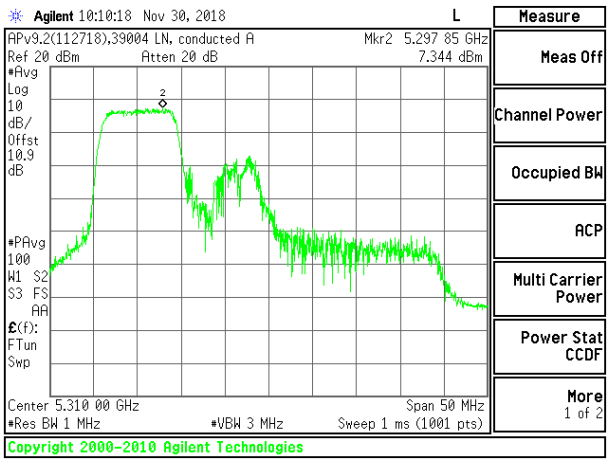

HIGH CHANNEL CHAIN 1

UL VERIFICATION SERVICES INC.
47173 Benicia Street, Fremont, CA 94538; USA TEL:(510) 771-1000 FAX:(510) 661-0888
This report shall not be reproduced except in full, without the written approval of UL Verification Services Inc.

2TX Antenna 1 + Antenna 2 OFDMA MODE – 106-Tones, RU Index 54

Bandwidth, Antenna Gain, and Limits

Channel	Frequency (MHz)	Min 26 dB BW (MHz)	Directional Gain for Power (dBi)	Directional Gain for PSD (dBi)	Power Limit (dBm)	PSD Limit (dBm/1MHz)
Low	5270	27.90	-1.02	1.93	24.00	11.00
High	5310	28.10	-1.02	1.93	24.00	11.00

Duty Cycle CF (dB)	0.36	Included in Calculations of Corr'd PSD

Output Power Results

Channel	Frequency (MHz)	Chain 0 Meas Power (dBm)	Chain 1 Meas Power (dBm)	Total Corr'd Power (dBm)	Power Limit (dBm)	Power Margin (dB)
Low	5270	15.38	14.57	18.00	24.00	-6.00
High	5310	15.39	14.55	18.00	24.00	-6.00

PSD Results

Channel	Frequency (MHz)	Chain 0 Meas PSD (dBm/1MHz)	Chain 1 Meas PSD (dBm/1MHz)	Total Corr'd PSD (dBm/1MHz)	PSD Limit (dBm/1MHz)	PSD Margin (dB)
Low	5270	7.714	7.460	10.96	11.00	-0.04
High	5310	7.857	7.231	10.93	11.00	-0.07

UL VERIFICATION SERVICES INC.
47173 Benicia Street, Fremont, CA 94538; USA TEL:(510) 771-1000 FAX:(510) 661-0888
This report shall not be reproduced except in full, without the written approval of UL Verification Services Inc.

LOW CHANNEL

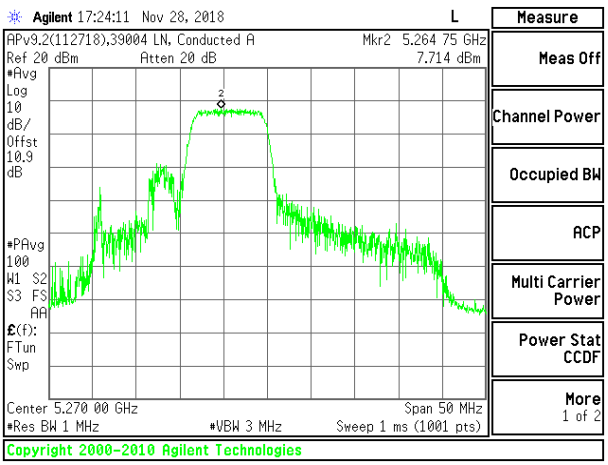

LOW CHANNEL CHAIN 0

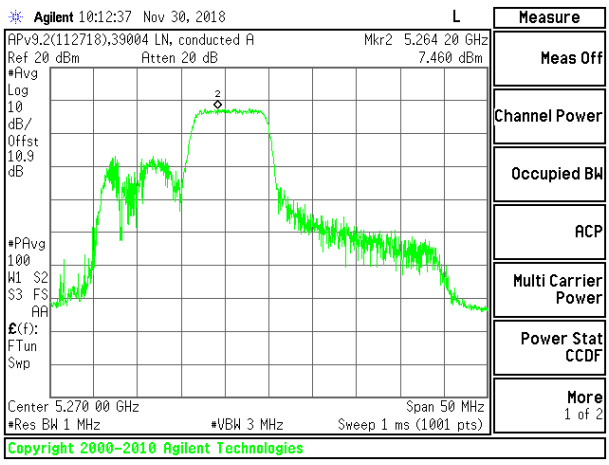

LOW CHANNEL CHAIN 1

HIGH CHANNEL

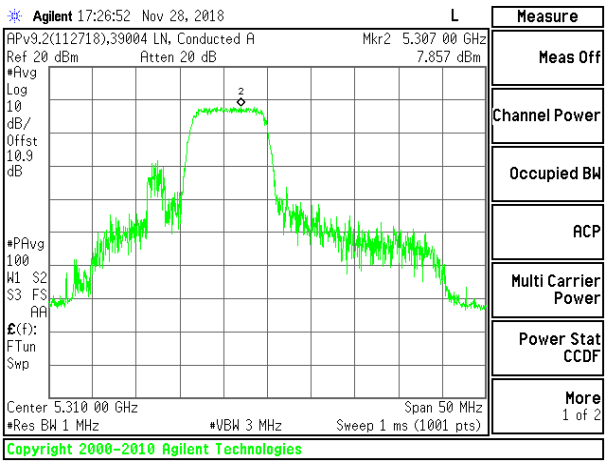

HIGH CHANNEL CHAIN 0

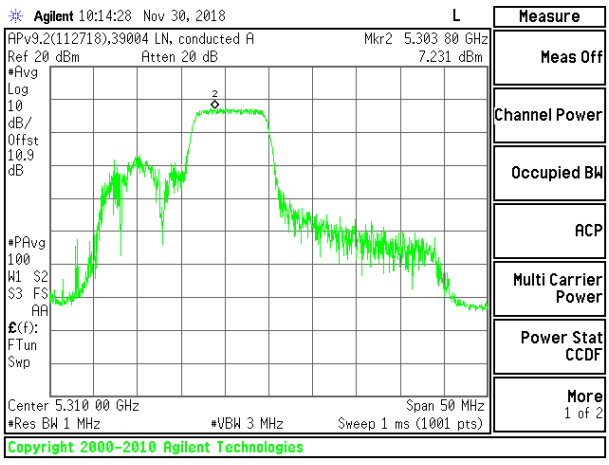

HIGH CHANNEL CHAIN 1

UL VERIFICATION SERVICES INC.
47173 Benicia Street, Fremont, CA 94538; USA TEL:(510) 771-1000 FAX:(510) 661-0888
This report shall not be reproduced except in full, without the written approval of UL Verification Services Inc.

2TX Antenna 1 + Antenna 2 OFDMA MODE – 106-Tones, RU Index 56

Bandwidth, Antenna Gain, and Limits

Channel	Frequency (MHz)	Min 26 dB BW (MHz)	Directional Gain for Power (dBi)	Directional Gain for PSD (dBi)	Power Limit (dBm)	PSD Limit (dBm/1MHz)
Low	5270	21.50	-1.02	1.93	24.00	11.00
High	5310	20.70	-1.02	1.93	24.00	11.00

Duty Cycle CF (dB)	0.36	**Included in Calculations of Corr'd PSD**

Output Power Results

Channel	Frequency (MHz)	Chain 0 Meas Power (dBm)	Chain 1 Meas Power (dBm)	Total Corr'd Power (dBm)	Power Limit (dBm)	Power Margin (dB)
Low	5270	15.41	14.55	18.01	24.00	-5.99
High	5310	15.37	14.55	17.99	24.00	-6.01

PSD Results

Channel	Frequency (MHz)	Chain 0 Meas PSD (dBm/1MHz)	Chain 1 Meas PSD (dBm/1MHz)	Total Corr'd PSD (dBm/1MHz)	PSD Limit (dBm/1MHz)	PSD Margin (dB)
Low	5270	7.294	7.503	10.77	11.00	-0.23
High	5310	7.391	6.713	10.44	11.00	-0.56

UL VERIFICATION SERVICES INC.
47173 Benicia Street, Fremont, CA 94538; USA TEL:(510) 771-1000 FAX:(510) 661-0888
This report shall not be reproduced except in full, without the written approval of UL Verification Services Inc.

LOW CHANNEL

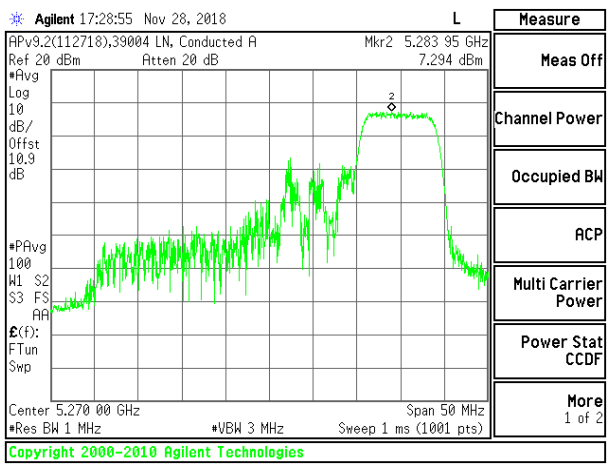

LOW CHANNEL CHAIN 0

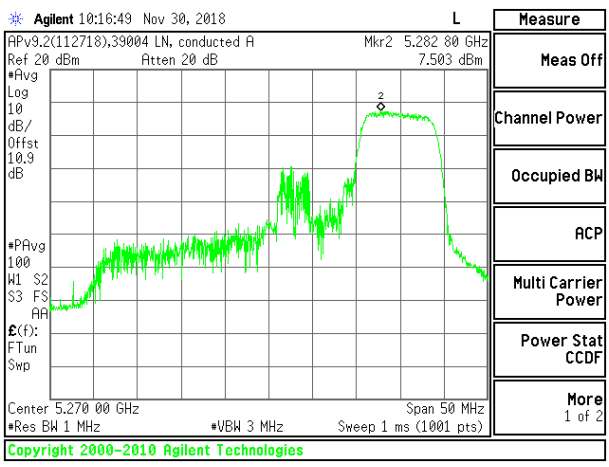

LOW CHANNEL CHAIN 1

HIGH CHANNEL

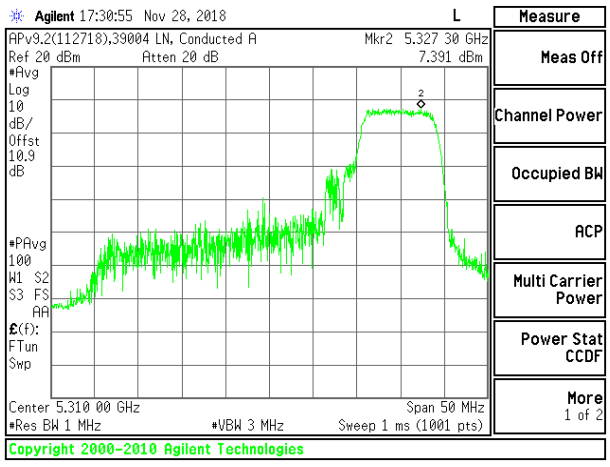

HIGH CHANNEL CHAIN 0

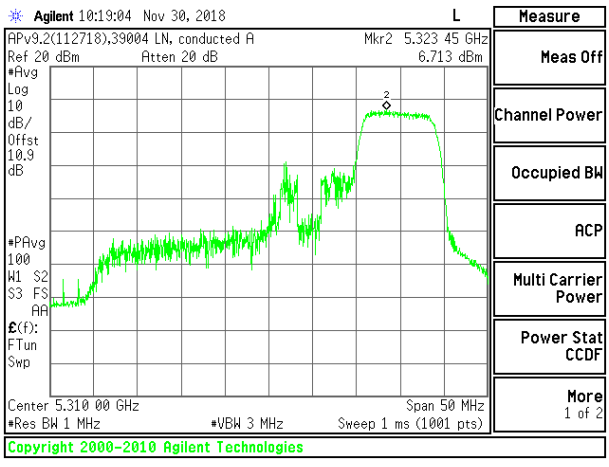

HIGH CHANNEL CHAIN 1

UL VERIFICATION SERVICES INC.
47173 Benicia Street, Fremont, CA 94538; USA TEL:(510) 771-1000 FAX:(510) 661-0888
This report shall not be reproduced except in full, without the written approval of UL Verification Services Inc.

2TX Antenna 1 + Antenna 2 OFDMA MODE – 52-Tones, RU Index 37

Bandwidth, Antenna Gain, and Limits

Channel	Frequency (MHz)	Min 26 dB BW (MHz)	Directional Gain for Power (dBi)	Directional Gain for PSD (dBi)	Power Limit (dBm)	PSD Limit (dBm/1MHz)
Low	5270	20.60	-1.02	1.93	24.00	11.00
High	5310	20.60	-1.02	1.93	24.00	11.00

Duty Cycle CF (dB)	0.17	Included in Calculations of Corr'd PSD

Output Power Results

Channel	Frequency (MHz)	Chain 0 Meas Power (dBm)	Chain 1 Meas Power (dBm)	Total Corr'd Power (dBm)	Power Limit (dBm)	Power Margin (dB)
Low	5270	11.90	11.05	14.51	24.00	-9.49
High	5310	11.90	11.07	14.52	24.00	-9.48

PSD Results

Channel	Frequency (MHz)	Chain 0 Meas PSD (dBm/1MHz)	Chain 1 Meas PSD (dBm/1MHz)	Total Corr'd PSD (dBm/1MHz)	PSD Limit (dBm/1MHz)	PSD Margin (dB)
Low	5270	7.337	6.940	10.32	11.00	-0.68
High	5310	7.298	6.930	10.30	11.00	-0.70

UL VERIFICATION SERVICES INC.
47173 Benicia Street, Fremont, CA 94538; USA TEL:(510) 771-1000 FAX:(510) 661-0888
This report shall not be reproduced except in full, without the written approval of UL Verification Services Inc.

LOW CHANNEL

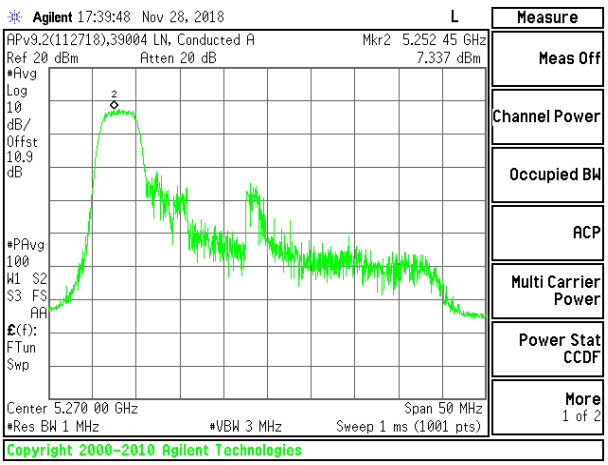

LOW CHANNEL CHAIN 0

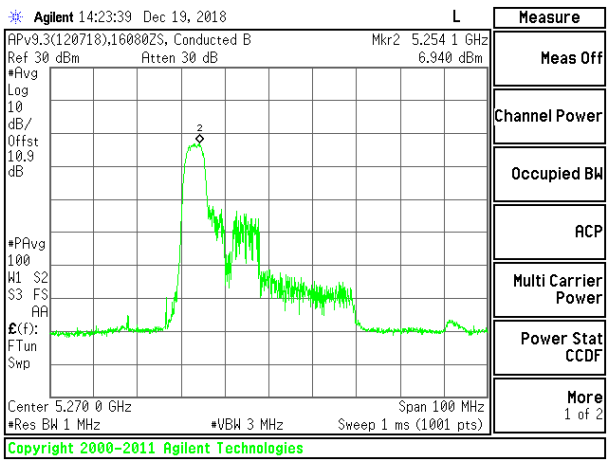

LOW CHANNEL CHAIN 1

HIGH CHANNEL

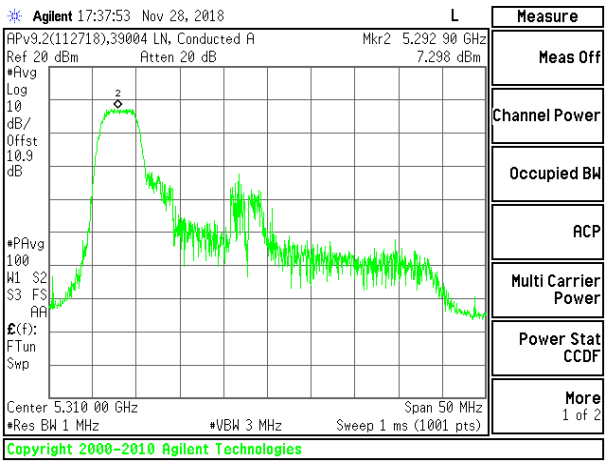

HIGH CHANNEL CHAIN 0

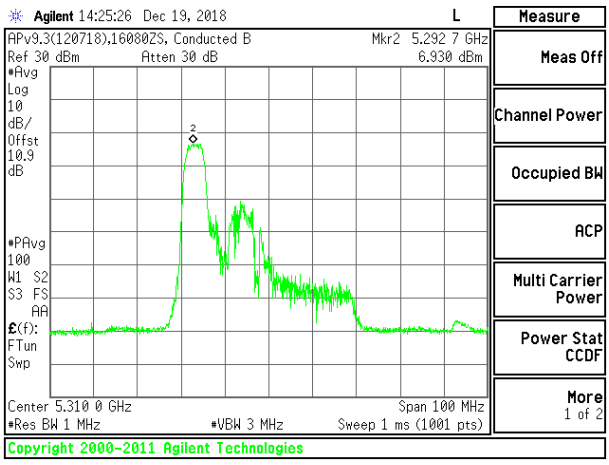

HIGH CHANNEL CHAIN 1

UL VERIFICATION SERVICES INC.
47173 Benicia Street, Fremont, CA 94538; USA TEL:(510) 771-1000 FAX:(510) 661-0888
This report shall not be reproduced except in full, without the written approval of UL Verification Services Inc.

2TX Antenna 1 + Antenna 2 OFDMA MODE – 52-Tones, RU Index 40

Bandwidth, Antenna Gain, and Limits

Channel	Frequency (MHz)	Min 26 dB BW (MHz)	Directional Gain for Power (dBi)	Directional Gain for PSD (dBi)	Power Limit (dBm)	PSD Limit (dBm/1MHz)
Low	5270	25.60	-1.02	1.93	24.00	11.00
High	5310	25.60	-1.02	1.93	24.00	11.00

Duty Cycle CF (dB)	0.17	Included in Calculations of Corr'd PSD

Output Power Results

Channel	Frequency (MHz)	Chain 0 Meas Power (dBm)	Chain 1 Meas Power (dBm)	Total Corr'd Power (dBm)	Power Limit (dBm)	Power Margin (dB)
Low	5270	11.90	11.10	14.53	24.00	-9.47
High	5310	11.90	11.05	14.51	24.00	-9.49

PSD Results

Channel	Frequency (MHz)	Chain 0 Meas PSD (dBm/1MHz)	Chain 1 Meas PSD (dBm/1MHz)	Total Corr'd PSD (dBm/1MHz)	PSD Limit (dBm/1MHz)	PSD Margin (dB)
Low	5270	7.562	6.975	10.46	11.00	-0.54
High	5310	7.765	7.413	10.77	11.00	-0.23

UL VERIFICATION SERVICES INC.
47173 Benicia Street, Fremont, CA 94538; USA TEL:(510) 771-1000 FAX:(510) 661-0888
This report shall not be reproduced except in full, without the written approval of UL Verification Services Inc.

LOW CHANNEL

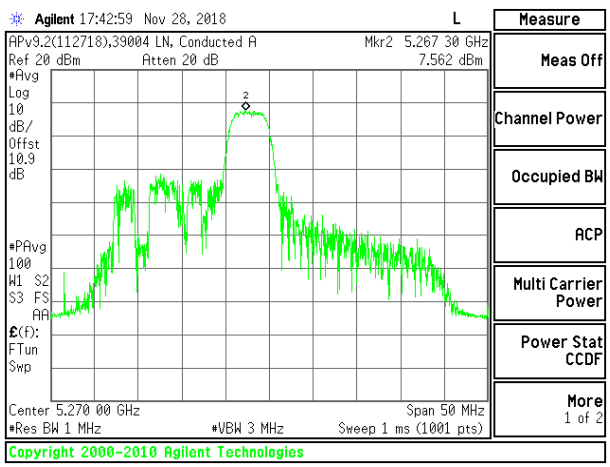

LOW CHANNEL CHAIN 0

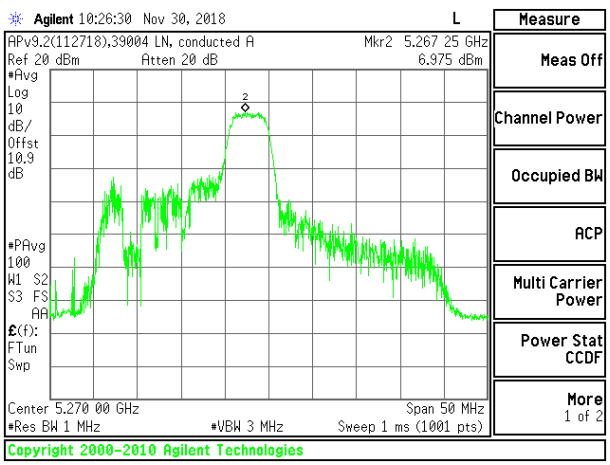

LOW CHANNEL CHAIN 1

HIGH CHANNEL

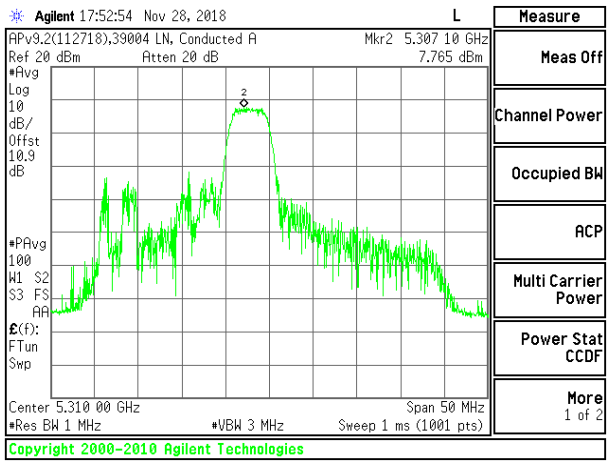

HIGH CHANNEL CHAIN 0

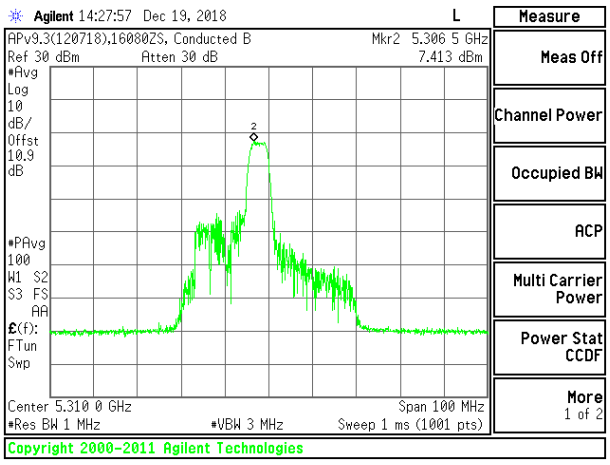

HIGH CHANNEL CHAIN 1

UL VERIFICATION SERVICES INC.
47173 Benicia Street, Fremont, CA 94538; USA TEL:(510) 771-1000 FAX:(510) 661-0888
This report shall not be reproduced except in full, without the written approval of UL Verification Services Inc.

2TX Antenna 1 + Antenna 2 OFDMA MODE – 52-Tones, RU Index 44

Bandwidth, Antenna Gain, and Limits

Channel	Frequency (MHz)	Min 26 dB BW (MHz)	Directional Gain for Power (dBi)	Directional Gain for PSD (dBi)	Power Limit (dBm)	PSD Limit (dBm/1MHz)
Low	5270	20.10	-1.02	1.93	24.00	11.00
High	5310	20.00	-1.02	1.93	24.00	11.00

Duty Cycle CF (dB)	0.17	Included in Calculations of Corr'd PSD

Output Power Results

Channel	Frequency (MHz)	Chain 0 Meas Power (dBm)	Chain 1 Meas Power (dBm)	Total Corr'd Power (dBm)	Power Limit (dBm)	Power Margin (dB)
Low	5270	11.90	11.05	14.51	24.00	-9.49
High	5310	11.90	11.05	14.51	24.00	-9.49

PSD Results

Channel	Frequency (MHz)	Chain 0 Meas PSD (dBm/1MHz)	Chain 1 Meas PSD (dBm/1MHz)	Total Corr'd PSD (dBm/1MHz)	PSD Limit (dBm/1MHz)	PSD Margin (dB)
Low	5270	6.990	6.482	9.92	11.00	-1.08
High	5310	7.335	6.720	10.22	11.00	-0.78

UL VERIFICATION SERVICES INC.
47173 Benicia Street, Fremont, CA 94538; USA TEL:(510) 771-1000 FAX:(510) 661-0888
This report shall not be reproduced except in full, without the written approval of UL Verification Services Inc.

LOW CHANNEL

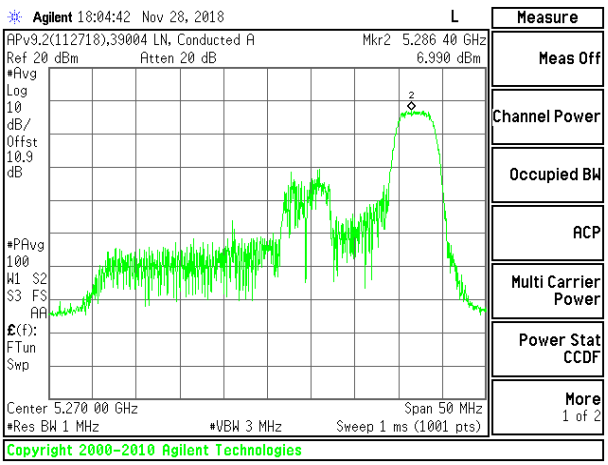

LOW CHANNEL CHAIN 0

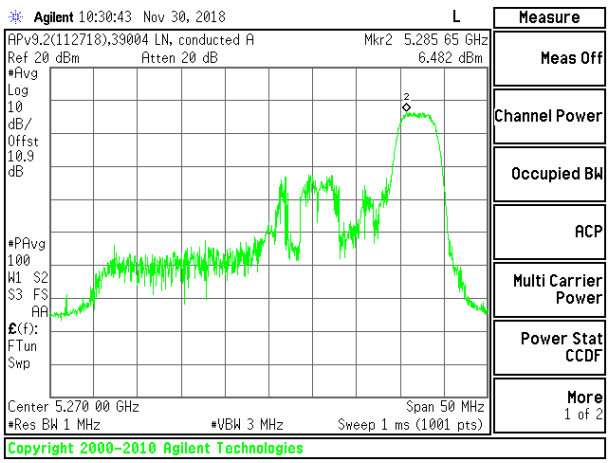

LOW CHANNEL CHAIN 1

HIGH CHANNEL

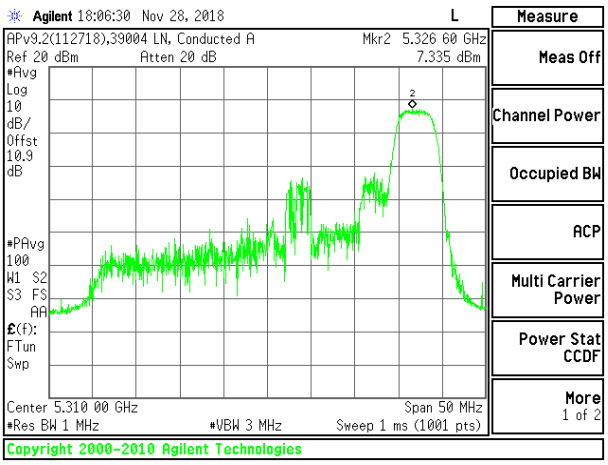

HIGH CHANNEL CHAIN 0

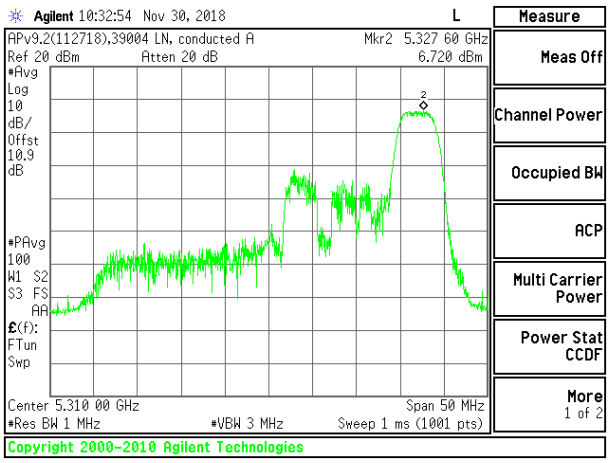

HIGH CHANNEL CHAIN 1

UL VERIFICATION SERVICES INC.
47173 Benicia Street, Fremont, CA 94538; USA TEL:(510) 771-1000 FAX:(510) 661-0888
This report shall not be reproduced except in full, without the written approval of UL Verification Services Inc.

2TX Antenna 1 + Antenna 2 OFDMA MODE – 26-Tones, RU Index 0

Bandwidth, Antenna Gain, and Limits

Channel	Frequency (MHz)	Min 26 dB BW (MHz)	Directional Gain for Power (dBi)	Directional Gain for PSD (dBi)	Power Limit (dBm)	PSD Limit (dBm/1MHz)
Low	5270	20.10	-1.02	1.93	24.00	11.00
High	5310	20.40	-1.02	1.93	24.00	11.00

Duty Cycle CF (dB)	0.11	**Included in Calculations of Corr'd PSD**

Output Power Results

Channel	Frequency (MHz)	Chain 0 Meas Power (dBm)	Chain 1 Meas Power (dBm)	Total Corr'd Power (dBm)	Power Limit (dBm)	Power Margin (dB)
Low	5270	9.55	8.57	12.10	24.00	-11.90
High	5310	9.52	8.58	12.09	24.00	-11.91

PSD Results

Channel	Frequency (MHz)	Chain 0 Meas PSD (dBm/1MHz)	Chain 1 Meas PSD (dBm/1MHz)	Total Corr'd PSD (dBm/1MHz)	PSD Limit (dBm/1MHz)	PSD Margin (dB)
Low	5270	7.362	7.299	10.45	11.00	-0.55
High	5310	7.744	7.344	10.67	11.00	-0.33

UL VERIFICATION SERVICES INC.
47173 Benicia Street, Fremont, CA 94538; USA TEL:(510) 771-1000 FAX:(510) 661-0888

This report shall not be reproduced except in full, without the written approval of UL Verification Services Inc.

LOW CHANNEL

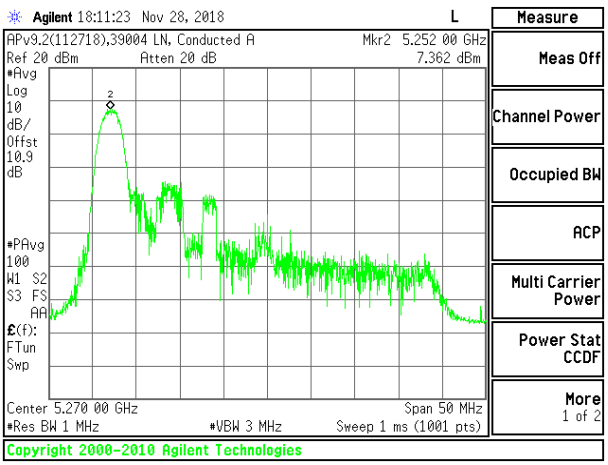

LOW CHANNEL CHAIN 0

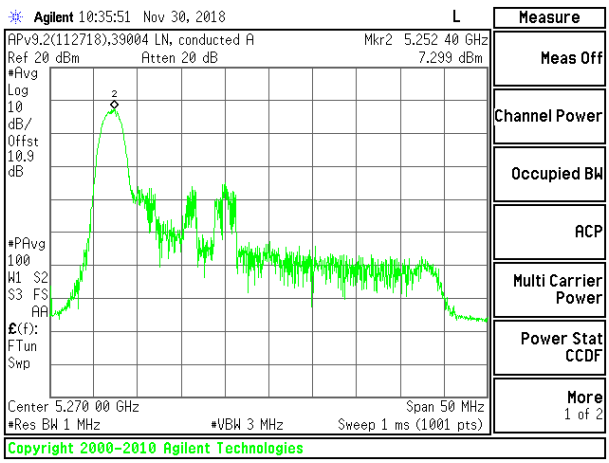

LOW CHANNEL CHAIN 1

HIGH CHANNEL

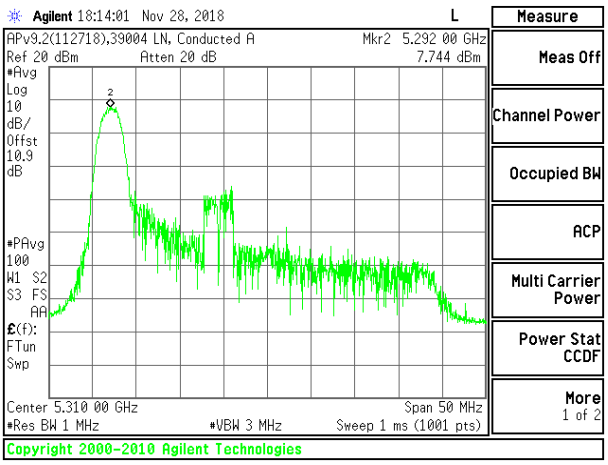

HIGH CHANNEL CHAIN 0

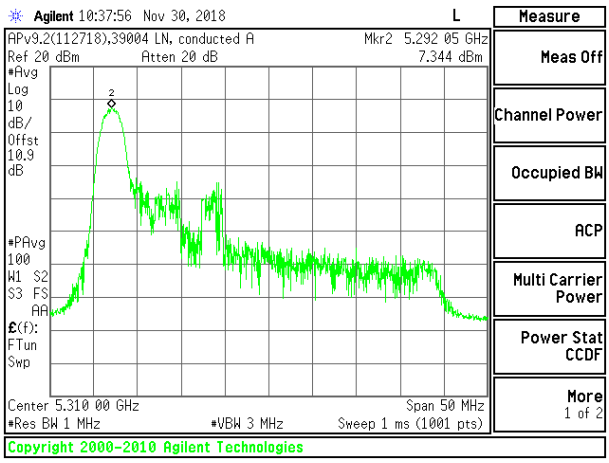

HIGH CHANNEL CHAIN 1

UL VERIFICATION SERVICES INC.
47173 Benicia Street, Fremont, CA 94538; USA TEL:(510) 771-1000 FAX:(510) 661-0888
This report shall not be reproduced except in full, without the written approval of UL Verification Services Inc.

2TX Antenna 1 + Antenna 2 OFDMA MODE – 26-Tones, RU Index 8

Bandwidth, Antenna Gain, and Limits

Channel	Frequency (MHz)	Min 26 dB BW (MHz)	Directional Gain for Power (dBi)	Directional Gain for PSD (dBi)	Power Limit (dBm)	PSD Limit (dBm/1MHz)
Low	5270	25.60	-1.02	1.93	24.00	11.00
High	5310	24.50	-1.02	1.93	24.00	11.00

Duty Cycle CF (dB)	0.11	Included in Calculations of Corr'd PSD

Output Power Results

Channel	Frequency (MHz)	Chain 0 Meas Power (dBm)	Chain 1 Meas Power (dBm)	Total Corr'd Power (dBm)	Power Limit (dBm)	Power Margin (dB)
Low	5270	8.72	8.54	11.64	24.00	-12.36
High	5310	8.70	8.51	11.62	24.00	-12.38

PSD Results

Channel	Frequency (MHz)	Chain 0 Meas PSD (dBm/1MHz)	Chain 1 Meas PSD (dBm/1MHz)	Total Corr'd PSD (dBm/1MHz)	PSD Limit (dBm/1MHz)	PSD Margin (dB)
Low	5270	7.629	7.370	10.62	11.00	-0.38
High	5310	7.245	7.216	10.35	11.00	-0.65

UL VERIFICATION SERVICES INC.
47173 Benicia Street, Fremont, CA 94538; USA TEL:(510) 771-1000 FAX:(510) 661-0888
This report shall not be reproduced except in full, without the written approval of UL Verification Services Inc.

LOW CHANNEL

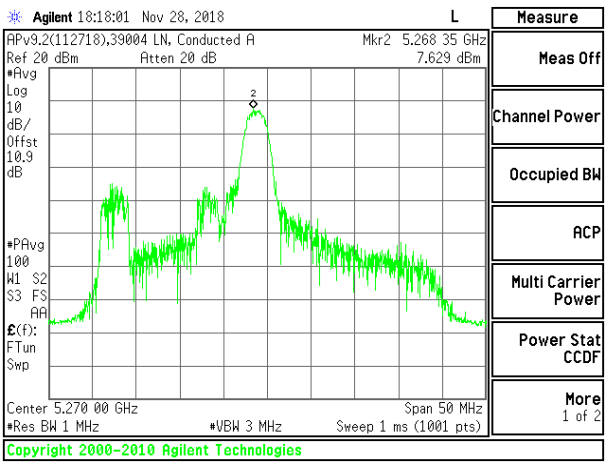

LOW CHANNEL CHAIN 0

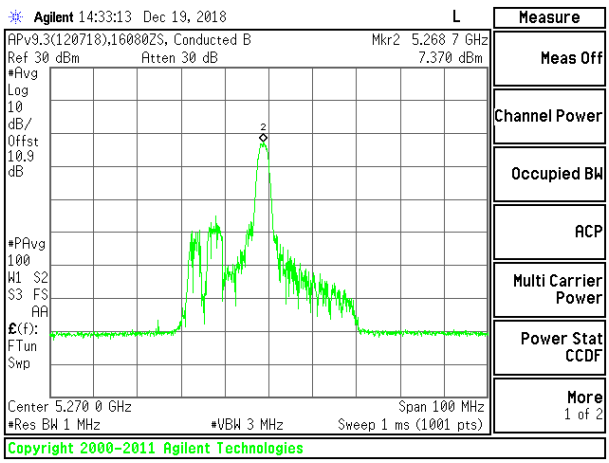

LOW CHANNEL CHAIN 1

HIGH CHANNEL

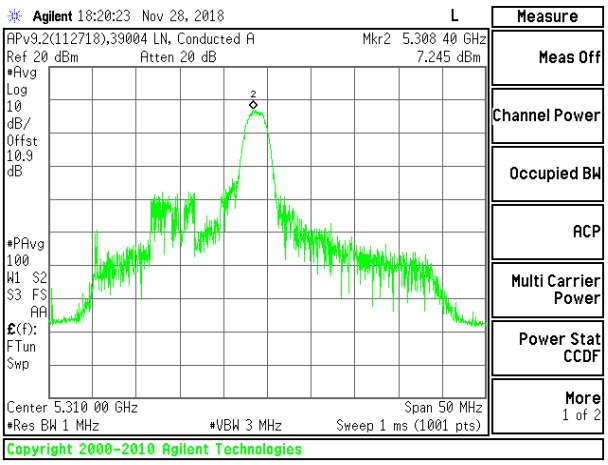

HIGH CHANNEL CHAIN 0

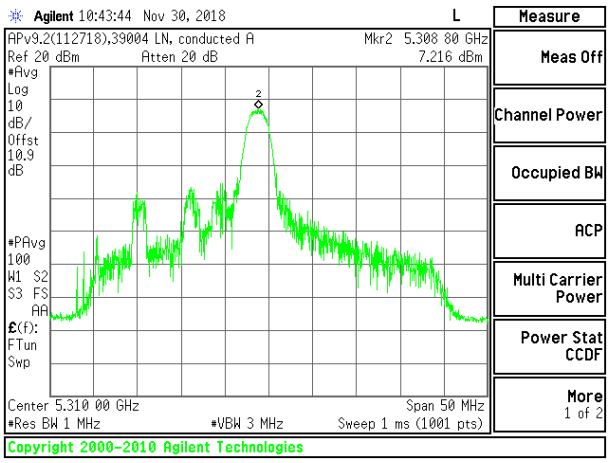

HIGH CHANNEL CHAIN 1

UL VERIFICATION SERVICES INC.
47173 Benicia Street, Fremont, CA 94538; USA TEL:(510) 771-1000 FAX:(510) 661-0888
This report shall not be reproduced except in full, without the written approval of UL Verification Services Inc.

2TX Antenna 1 + Antenna 2 OFDMA MODE – 26-Tones, RU Index 17

Bandwidth, Antenna Gain, and Limits

Channel	Frequency (MHz)	Min 26 dB BW (MHz)	Directional Gain for Power (dBi)	Directional Gain for PSD (dBi)	Power Limit (dBm)	PSD Limit (dBm/1MHz)
Low	5270	19.90	-1.02	1.93	23.99	11.00
High	5310	19.90	-1.02	1.93	23.99	11.00

Duty Cycle CF (dB)	0.11	**Included in Calculations of Corr'd PSD**

Output Power Results

Channel	Frequency (MHz)	Chain 0 Meas Power (dBm)	Chain 1 Meas Power (dBm)	Total Corr'd Power (dBm)	Power Limit (dBm)	Power Margin (dB)
Low	5270	9.50	8.59	12.08	23.99	-11.91
High	5310	9.50	8.59	12.08	23.99	-11.91

PSD Results

Channel	Frequency (MHz)	Chain 0 Meas PSD (dBm/1MHz)	Chain 1 Meas PSD (dBm/1MHz)	Total Corr'd PSD (dBm/1MHz)	PSD Limit (dBm/1MHz)	PSD Margin (dB)
Low	5270	7.506	7.557	10.65	11.00	-0.35
High	5310	7.666	7.268	10.59	11.00	-0.41

UL VERIFICATION SERVICES INC.
47173 Benicia Street, Fremont, CA 94538; USA TEL:(510) 771-1000 FAX:(510) 661-0888

This report shall not be reproduced except in full, without the written approval of UL Verification Services Inc.

LOW CHANNEL

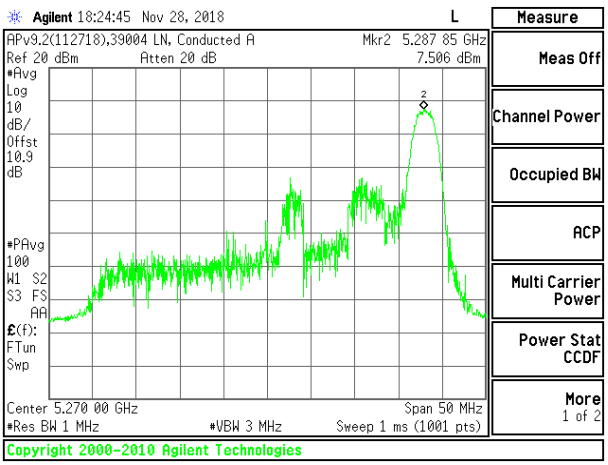

LOW CHANNEL CHAIN 0

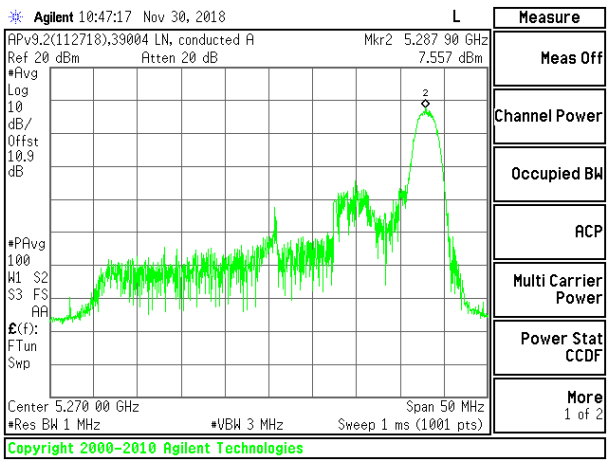

LOW CHANNEL CHAIN 1

HIGH CHANNEL

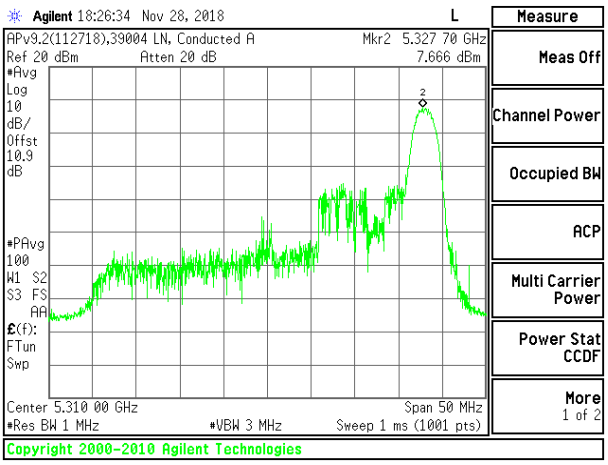

HIGH CHANNEL CHAIN 0

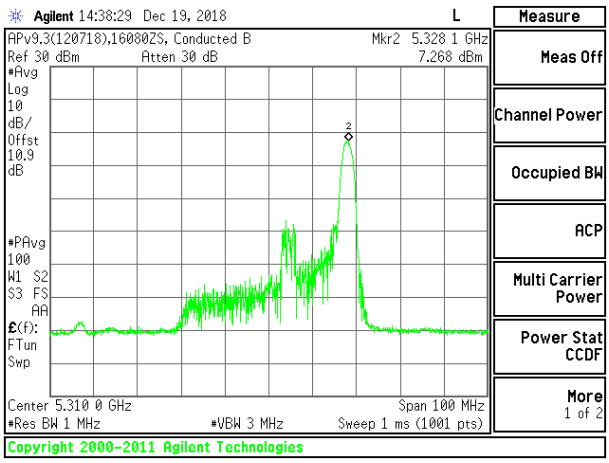

HIGH CHANNEL CHAIN 1

UL VERIFICATION SERVICES INC.
47173 Benicia Street, Fremont, CA 94538; USA TEL:(510) 771-1000 FAX:(510) 661-0888
This report shall not be reproduced except in full, without the written approval of UL Verification Services Inc.

9.5.14. 802.11ax HE80 MODE IN THE 5.3 GHz BAND

2TX Antenna 1 + Antenna 2 OFDMA MODE – 996-Tones, RU Index 67

Bandwidth, Antenna Gain, and Limits

Channel	Frequency (MHz)	Min 26 dB BW (MHz)	Directional Gain for Power (dBi)	Directional Gain for PSD (dBi)	Power Limit (dBm)	PSD Limit (dBm/1MHz)
Mid	5290	84.20	-1.02	1.93	24.00	11.00

Duty Cycle CF (dB)	1.89	**Included in Calculations of Corr'd PSD**

Output Power Results

Channel	Frequency (MHz)	Chain 0 Meas Power (dBm)	Chain 1 Meas Power (dBm)	Total Corr'd Power (dBm)	Power Limit (dBm)	Power Margin (dB)
Mid	5290	14.96	13.94	17.49	24.00	-6.51

PSD Results

Channel	Frequency (MHz)	Chain 0 Meas PSD (dBm/1MHz)	Chain 1 Meas PSD (dBm/1MHz)	Total Corr'd PSD (dBm/1MHz)	PSD Limit (dBm/1MHz)	PSD Margin (dB)
Mid	5290	-1.701	-3.719	2.31	11.00	-8.69

UL VERIFICATION SERVICES INC.
47173 Benicia Street, Fremont, CA 94538; USA TEL:(510) 771-1000 FAX:(510) 661-0888
This report shall not be reproduced except in full, without the written approval of UL Verification Services Inc.

MID CHANNEL

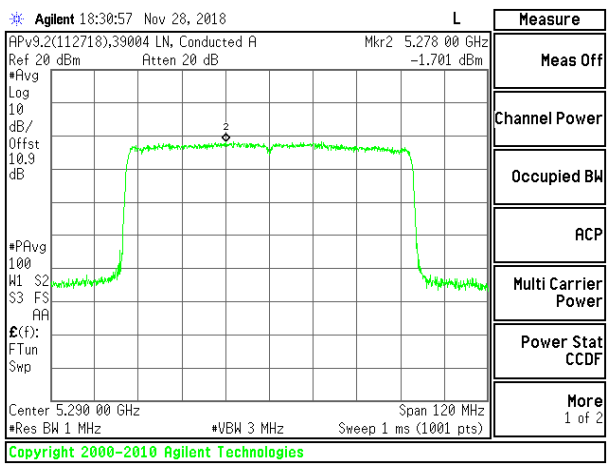

MID CHANNEL CHAIN 0

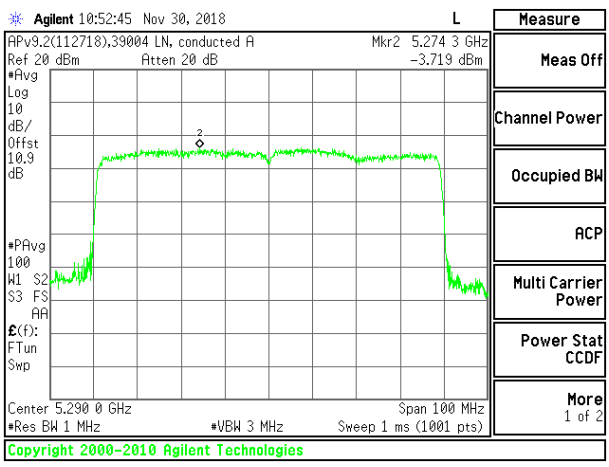

MID CHANNEL CHAIN 1

UL VERIFICATION SERVICES INC.
47173 Benicia Street, Fremont, CA 94538; USA TEL:(510) 771-1000 FAX:(510) 661-0888
This report shall not be reproduced except in full, without the written approval of UL Verification Services Inc.

2TX Antenna 1 + Antenna 2 OFDMA MODE – 484-Tones, RU Index 65

Bandwidth, Antenna Gain, and Limits

Channel	Frequency (MHz)	Min 26 dB BW (MHz)	Directional Gain for Power (dBi)	Directional Gain for PSD (dBi)	Power Limit (dBm)	PSD Limit (dBm/1MHz)
Mid	5290	60.00	-1.02	1.93	24.00	11.00

Duty Cycle CF (dB)	1.22	**Included in Calculations of Corr'd PSD**

Output Power Results

Channel	Frequency (MHz)	Chain 0 Meas Power (dBm)	Chain 1 Meas Power (dBm)	Total Corr'd Power (dBm)	Power Limit (dBm)	Power Margin (dB)
Mid	5290	15.92	14.86	18.43	24.00	-5.57

PSD Results

Channel	Frequency (MHz)	Chain 0 Meas PSD (dBm/1MHz)	Chain 1 Meas PSD (dBm/1MHz)	Total Corr'd PSD (dBm/1MHz)	PSD Limit (dBm/1MHz)	PSD Margin (dB)
Mid	5290	1.383	0.843	5.35	11.00	-5.65

UL VERIFICATION SERVICES INC.
47173 Benicia Street, Fremont, CA 94538; USA TEL:(510) 771-1000 FAX:(510) 661-0888
This report shall not be reproduced except in full, without the written approval of UL Verification Services Inc.

MID CHANNEL

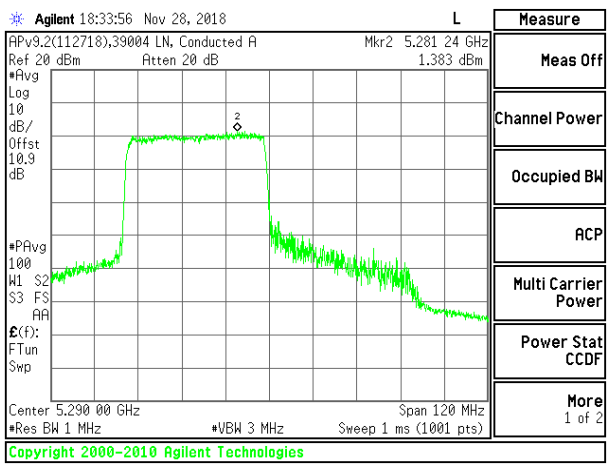

MID CHANNEL CHAIN 0

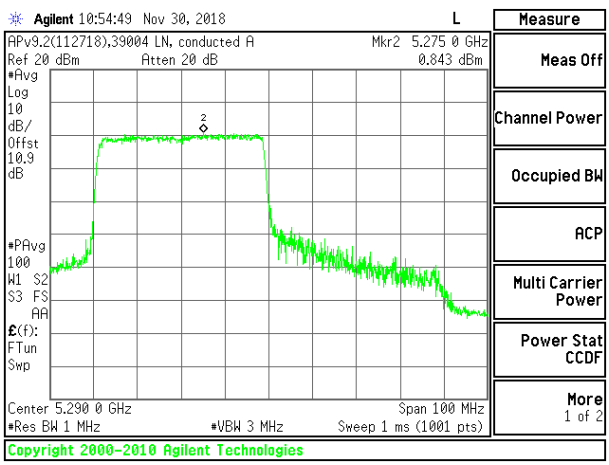

MID CHANNEL CHAIN 1

UL VERIFICATION SERVICES INC.
47173 Benicia Street, Fremont, CA 94538; USA TEL:(510) 771-1000 FAX:(510) 661-0888
This report shall not be reproduced except in full, without the written approval of UL Verification Services Inc.

2TX Antenna 1 + Antenna 2 OFDMA MODE – 484-Tones, RU Index 66

Bandwidth, Antenna Gain, and Limits

Channel	Frequency (MHz)	Min 26 dB BW (MHz)	Directional Gain for Power (dBi)	Directional Gain for PSD (dBi)	Power Limit (dBm)	PSD Limit (dBm/1MHz)
Mid	5290	62.80	-1.02	1.93	24.00	11.00

Duty Cycle CF (dB)	1.22	**Included in Calculations of Corr'd PSD**

Output Power Results

Channel	Frequency (MHz)	Chain 0 Meas Power (dBm)	Chain 1 Meas Power (dBm)	Total Corr'd Power (dBm)	Power Limit (dBm)	Power Margin (dB)
Mid	5290	15.98	14.9	18.48	24.00	-5.52

PSD Results

Channel	Frequency (MHz)	Chain 0 Meas PSD (dBm/1MHz)	Chain 1 Meas PSD (dBm/1MHz)	Total Corr'd PSD (dBm/1MHz)	PSD Limit (dBm/1MHz)	PSD Margin (dB)
Mid	5290	1.191	0.964	5.31	11.00	-5.69

UL VERIFICATION SERVICES INC.
47173 Benicia Street, Fremont, CA 94538; USA TEL:(510) 771-1000 FAX:(510) 661-0888
This report shall not be reproduced except in full, without the written approval of UL Verification Services Inc.

MID CHANNEL

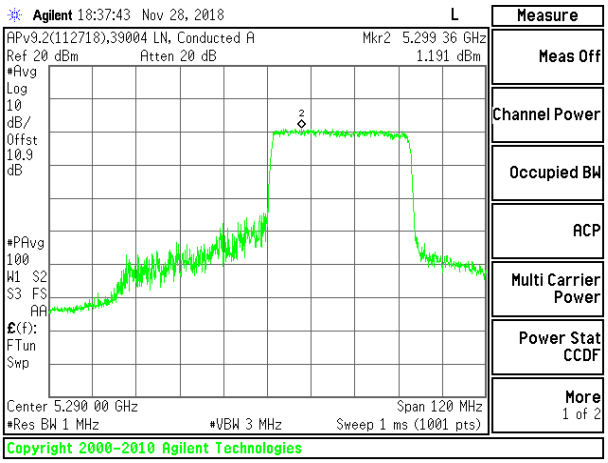

MID CHANNEL CHAIN 0

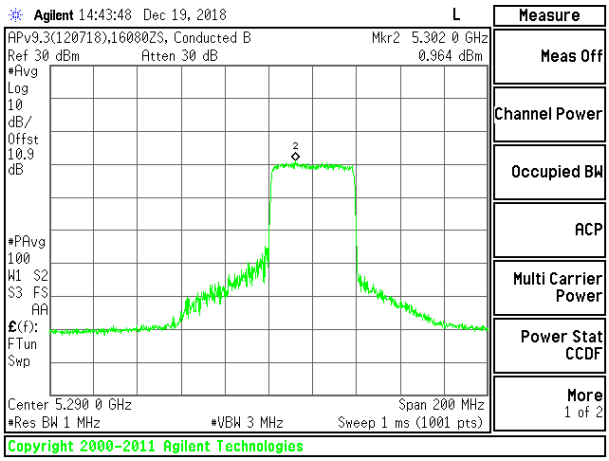

MID CHANNEL CHAIN 1

UL VERIFICATION SERVICES INC.
47173 Benicia Street, Fremont, CA 94538; USA TEL:(510) 771-1000 FAX:(510) 661-0888
This report shall not be reproduced except in full, without the written approval of UL Verification Services Inc.

2TX Antenna 1 + Antenna 2 OFDMA MODE – 242-Tones, RU Index 61

Bandwidth, Antenna Gain, and Limits

Channel	Frequency (MHz)	Min 26 dB BW (MHz)	Directional Gain for Power (dBi)	Directional Gain for PSD (dBi)	Power Limit (dBm)	PSD Limit (dBm/1MHz)
Mid	5290	40.40	-1.02	1.93	24.00	11.00

Duty Cycle CF (dB)	0.72	**Included in Calculations of Corr'd PSD**

Output Power Results

Channel	Frequency (MHz)	Chain 0 Meas Power (dBm)	Chain 1 Meas Power (dBm)	Total Corr'd Power (dBm)	Power Limit (dBm)	Power Margin (dB)
Mid	5290	16.9	15.88	19.43	24.00	-4.57

PSD Results

Channel	Frequency (MHz)	Chain 0 Meas PSD (dBm/1MHz)	Chain 1 Meas PSD (dBm/1MHz)	Total Corr'd PSD (dBm/1MHz)	PSD Limit (dBm/1MHz)	PSD Margin (dB)
Mid	5290	5.679	5.018	9.09	11.00	-1.91

UL VERIFICATION SERVICES INC.
47173 Benicia Street, Fremont, CA 94538; USA TEL:(510) 771-1000 FAX:(510) 661-0888
This report shall not be reproduced except in full, without the written approval of UL Verification Services Inc.

MID CHANNEL

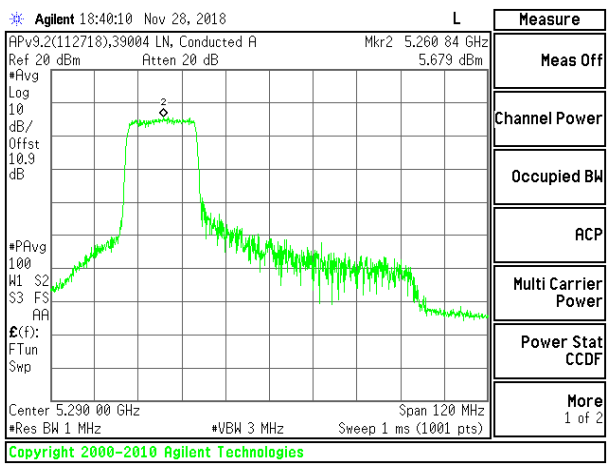

MID CHANNEL CHAIN 0

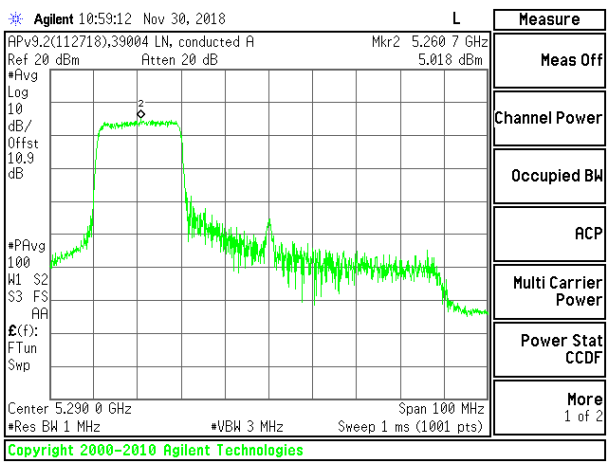

MID CHANNEL CHAIN 1

UL VERIFICATION SERVICES INC.
47173 Benicia Street, Fremont, CA 94538; USA TEL:(510) 771-1000 FAX:(510) 661-0888
This report shall not be reproduced except in full, without the written approval of UL Verification Services Inc.

2TX Antenna 1 + Antenna 2 OFDMA MODE – 242-Tones, RU Index 62

	(MHz)	BW (MHz)	for Power (dBi)	for PSD (dBi)	(dBm)	(dBm/1MHz)
Mid	5290	57.00	-1.02	1.93	24.00	11.00

Duty Cycle CF (dB)	0.72	**Included in Calculations of Corr'd PSD**

Output Power Results

Channel	Frequency (MHz)	Chain 0 Meas Power (dBm)	Chain 1 Meas Power (dBm)	Total Corr'd Power (dBm)	Power Limit (dBm)	Power Margin (dB)
Mid	5290	16.88	15.94	19.45	24.00	-4.55

PSD Results

Channel	Frequency (MHz)	Chain 0 Meas PSD (dBm/1MHz)	Chain 1 Meas PSD (dBm/1MHz)	Total Corr'd PSD (dBm/1MHz)	PSD Limit (dBm/1MHz)	PSD Margin (dB)
Mid	5290	6.425	5.505	9.72	11.00	-1.28

UL VERIFICATION SERVICES INC.
47173 Benicia Street, Fremont, CA 94538; USA TEL:(510) 771-1000 FAX:(510) 661-0888
This report shall not be reproduced except in full, without the written approval of UL Verification Services Inc.

MID CHANNEL

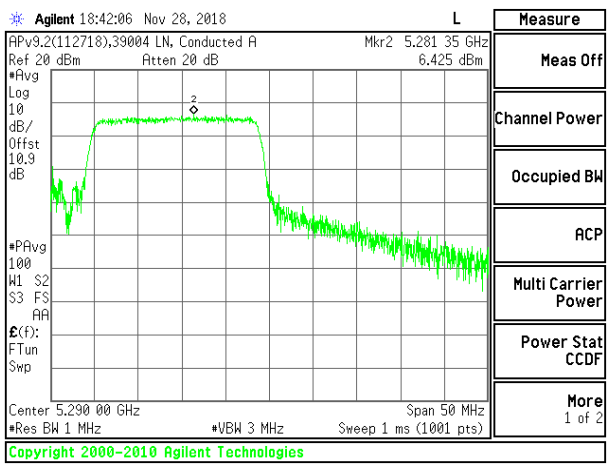

MID CHANNEL CHAIN 0

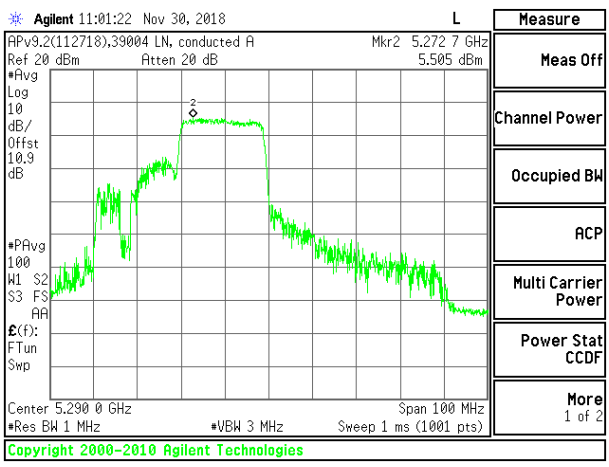

MID CHANNEL CHAIN 1

UL VERIFICATION SERVICES INC.
47173 Benicia Street, Fremont, CA 94538; USA TEL:(510) 771-1000 FAX:(510) 661-0888
This report shall not be reproduced except in full, without the written approval of UL Verification Services Inc.

2TX Antenna 1 + Antenna 2 OFDMA MODE – 242-Tones, RU Index 64

Bandwidth, Antenna Gain, and Limits

Channel	Frequency (MHz)	Min 26 dB BW (MHz)	Directional Gain for Power (dBi)	Directional Gain for PSD (dBi)	Power Limit (dBm)	PSD Limit (dBm/1MHz)
Mid	5290	42.40	-1.02	1.93	24.00	11.00

Duty Cycle CF (dB)	0.72	**Included in Calculations of Corr'd PSD**

Output Power Results

Channel	Frequency (MHz)	Chain 0 Meas Power (dBm)	Chain 1 Meas Power (dBm)	Total Corr'd Power (dBm)	Power Limit (dBm)	Power Margin (dB)
Mid	5290	16.78	15.83	19.34	24.00	-4.66

PSD Results

Channel	Frequency (MHz)	Chain 0 Meas PSD (dBm/1MHz)	Chain 1 Meas PSD (dBm/1MHz)	Total Corr'd PSD (dBm/1MHz)	PSD Limit (dBm/1MHz)	PSD Margin (dB)
Mid	5290	5.399	4.938	8.90	11.00	-2.10

UL VERIFICATION SERVICES INC.
47173 Benicia Street, Fremont, CA 94538; USA TEL:(510) 771-1000 FAX:(510) 661-0888
This report shall not be reproduced except in full, without the written approval of UL Verification Services Inc.

MID CHANNEL

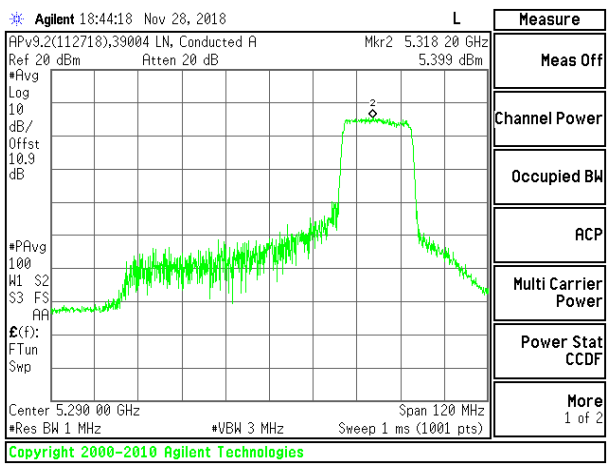

MID CHANNEL CHAIN 0

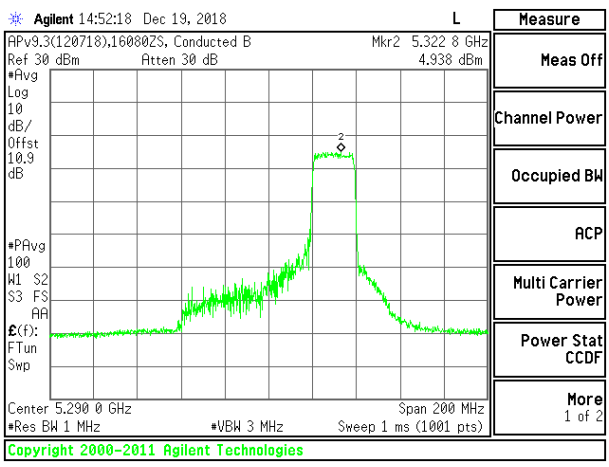

MID CHANNEL CHAIN 1

UL VERIFICATION SERVICES INC.
47173 Benicia Street, Fremont, CA 94538; USA TEL:(510) 771-1000 FAX:(510) 661-0888
This report shall not be reproduced except in full, without the written approval of UL Verification Services Inc.

2TX Antenna 1 + Antenna 2 OFDMA MODE – 106-Tones, RU Index 53

Bandwidth, Antenna Gain, and Limits

Channel	Frequency (MHz)	Min 26 dB BW (MHz)	Directional Gain for Power (dBi)	Directional Gain for PSD (dBi)	Power Limit (dBm)	PSD Limit (dBm/1MHz)
Mid	5290	26.20	-1.02	1.93	24.00	11.00

Duty Cycle CF (dB)	0.36	**Included in Calculations of Corr'd PSD**

Output Power Results

Channel	Frequency (MHz)	Chain 0 Meas Power (dBm)	Chain 1 Meas Power (dBm)	Total Corr'd Power (dBm)	Power Limit (dBm)	Power Margin (dB)
Mid	5290	15.85	14.74	18.34	24.00	-5.66

PSD Results

Channel	Frequency (MHz)	Chain 0 Meas PSD (dBm/1MHz)	Chain 1 Meas PSD (dBm/1MHz)	Total Corr'd PSD (dBm/1MHz)	PSD Limit (dBm/1MHz)	PSD Margin (dB)
Mid	5290	7.059	7.123	10.46	11.00	-0.54

UL VERIFICATION SERVICES INC.
47173 Benicia Street, Fremont, CA 94538; USA TEL:(510) 771-1000 FAX:(510) 661-0888
This report shall not be reproduced except in full, without the written approval of UL Verification Services Inc.

MID CHANNEL

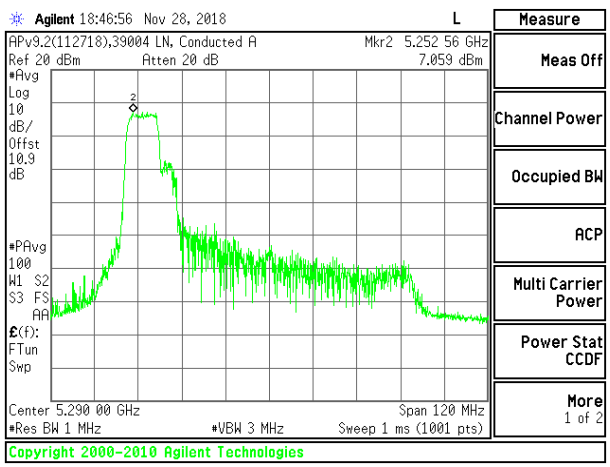

MID CHANNEL CHAIN 0

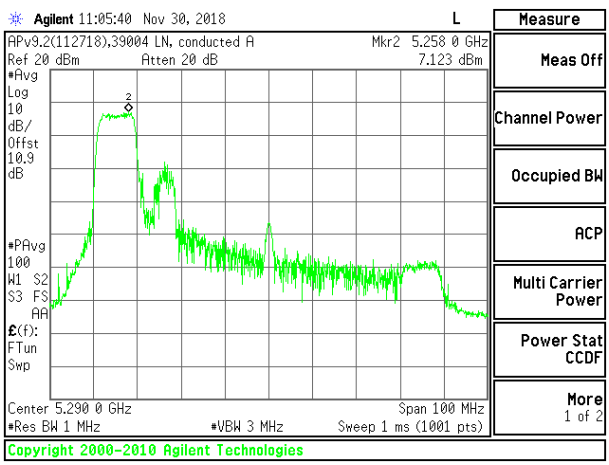

MID CHANNEL CHAIN 1

UL VERIFICATION SERVICES INC.
47173 Benicia Street, Fremont, CA 94538; USA TEL:(510) 771-1000 FAX:(510) 661-0888
This report shall not be reproduced except in full, without the written approval of UL Verification Services Inc.

2TX Antenna 1 + Antenna 2 OFDMA MODE – 106-Tones, RU Index 56

Bandwidth, Antenna Gain, and Limits

Channel	Frequency (MHz)	Min 26 dB BW (MHz)	Directional Gain for Power (dBi)	Directional Gain for PSD (dBi)	Power Limit (dBm)	PSD Limit (dBm/1MHz)
Mid	5290	33.40	-1.02	1.93	24.00	11.00

Duty Cycle CF (dB)	0.36	**Included in Calculations of Corr'd PSD**

Output Power Results

Channel	Frequency (MHz)	Chain 0 Meas Power (dBm)	Chain 1 Meas Power (dBm)	Total Corr'd Power (dBm)	Power Limit (dBm)	Power Margin (dB)
Mid	5290	15.77	14.73	18.29	24.00	-5.71

PSD Results

Channel	Frequency (MHz)	Chain 0 Meas PSD (dBm/1MHz)	Chain 1 Meas PSD (dBm/1MHz)	Total Corr'd PSD (dBm/1MHz)	PSD Limit (dBm/1MHz)	PSD Margin (dB)
Mid	5290	7.315	7.156	10.61	11.00	-0.39

UL VERIFICATION SERVICES INC.
47173 Benicia Street, Fremont, CA 94538; USA TEL:(510) 771-1000 FAX:(510) 661-0888
This report shall not be reproduced except in full, without the written approval of UL Verification Services Inc.

MID CHANNEL

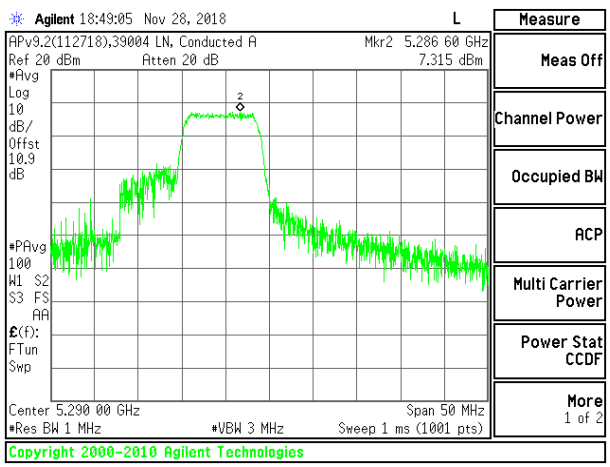

MID CHANNEL CHAIN 0

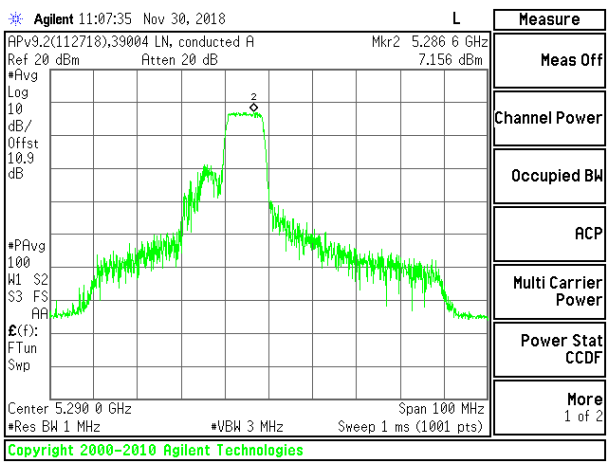

MID CHANNEL CHAIN 1

UL VERIFICATION SERVICES INC.
47173 Benicia Street, Fremont, CA 94538; USA TEL:(510) 771-1000 FAX:(510) 661-0888
This report shall not be reproduced except in full, without the written approval of UL Verification Services Inc.

2TX Antenna 1 + Antenna 2 OFDMA MODE – 106-Tones, RU Index 60

Bandwidth, Antenna Gain, and Limits

Channel	Frequency (MHz)	Min 26 dB BW (MHz)	Directional Gain for Power (dBi)	Directional Gain for PSD (dBi)	Power Limit (dBm)	PSD Limit (dBm/1MHz)
Mid	5290	27.60	-1.02	1.93	24.00	11.00

Duty Cycle CF (dB)	0.36	**Included in Calculations of Corr'd PSD**

Output Power Results

Channel	Frequency (MHz)	Chain 0 Meas Power (dBm)	Chain 1 Meas Power (dBm)	Total Corr'd Power (dBm)	Power Limit (dBm)	Power Margin (dB)
Mid	5290	15.83	14.92	18.41	24.00	-5.59

PSD Results

Channel	Frequency (MHz)	Chain 0 Meas PSD (dBm/1MHz)	Chain 1 Meas PSD (dBm/1MHz)	Total Corr'd PSD (dBm/1MHz)	PSD Limit (dBm/1MHz)	PSD Margin (dB)
Mid	5290	7.017	6.747	10.25	11.00	-0.75

UL VERIFICATION SERVICES INC.
47173 Benicia Street, Fremont, CA 94538; USA TEL:(510) 771-1000 FAX:(510) 661-0888
This report shall not be reproduced except in full, without the written approval of UL Verification Services Inc.

MID CHANNEL

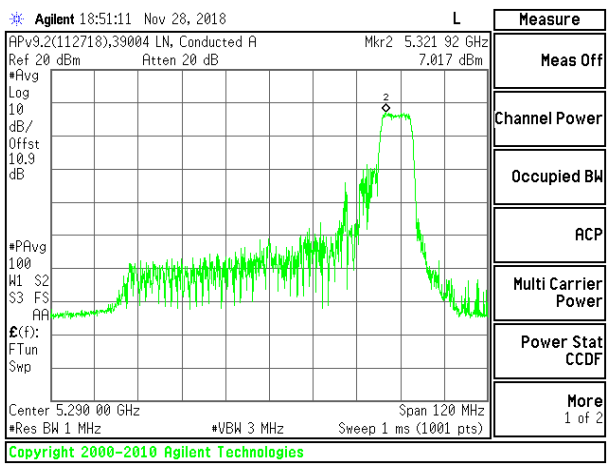

MID CHANNEL CHAIN 0

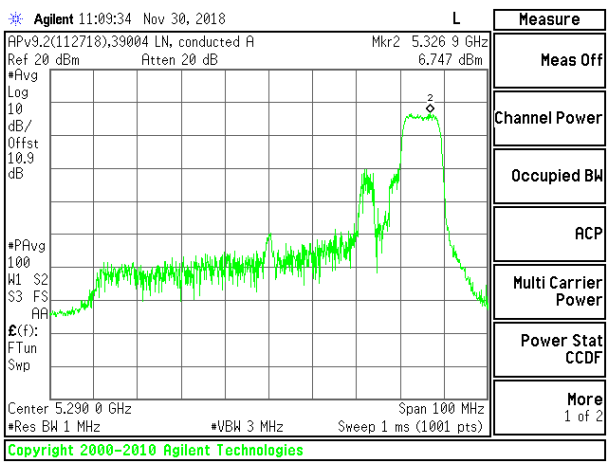

MID CHANNEL CHAIN 1

UL VERIFICATION SERVICES INC.
47173 Benicia Street, Fremont, CA 94538; USA TEL:(510) 771-1000 FAX:(510) 661-0888
This report shall not be reproduced except in full, without the written approval of UL Verification Services Inc.

2TX Antenna 1 + Antenna 2 OFDMA MODE – 52-Tones, RU Index 37

Bandwidth, Antenna Gain, and Limits

Channel	Frequency (MHz)	Min 26 dB BW (MHz)	Directional Gain for Power (dBi)	Directional Gain for PSD (dBi)	Power Limit (dBm)	PSD Limit (dBm/1MHz)
Mid	5290	21.80	-1.02	1.93	24.00	11.00

Duty Cycle CF (dB)	0.16	**Included in Calculations of Corr'd PSD**

Output Power Results

Channel	Frequency (MHz)	Chain 0 Meas Power (dBm)	Chain 1 Meas Power (dBm)	Total Corr'd Power (dBm)	Power Limit (dBm)	Power Margin (dB)
Mid	5290	12.4	11.4	14.94	24.00	-9.06

PSD Results

Channel	Frequency (MHz)	Chain 0 Meas PSD (dBm/1MHz)	Chain 1 Meas PSD (dBm/1MHz)	Total Corr'd PSD (dBm/1MHz)	PSD Limit (dBm/1MHz)	PSD Margin (dB)
Mid	5290	7.215	7.044	10.30	11.00	-0.70

UL VERIFICATION SERVICES INC.
47173 Benicia Street, Fremont, CA 94538; USA TEL:(510) 771-1000 FAX:(510) 661-0888
This report shall not be reproduced except in full, without the written approval of UL Verification Services Inc.

MID CHANNEL

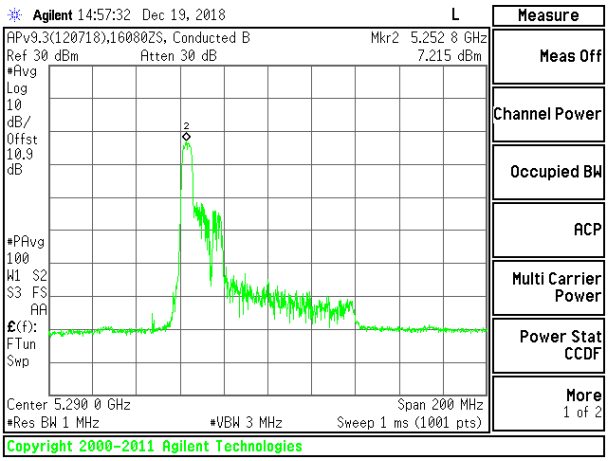

MID CHANNEL CHAIN 0

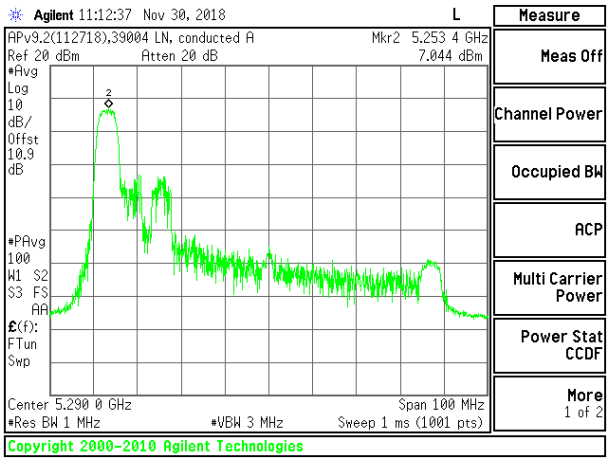

MID CHANNEL CHAIN 1

UL VERIFICATION SERVICES INC.
47173 Benicia Street, Fremont, CA 94538; USA TEL:(510) 771-1000 FAX:(510) 661-0888
This report shall not be reproduced except in full, without the written approval of UL Verification Services Inc.

2TX Antenna 1 + Antenna 2 OFDMA MODE – 52-Tones, RU Index 44

Bandwidth, Antenna Gain, and Limits

Channel	Frequency (MHz)	Min 26 dB BW (MHz)	Directional Gain for Power (dBi)	Directional Gain for PSD (dBi)	Power Limit (dBm)	PSD Limit (dBm/1MHz)
Mid	5290	31.00	-1.02	1.93	24.00	11.00

Duty Cycle CF (dB)	0.16	**Included in Calculations of Corr'd PSD**

Output Power Results

Channel	Frequency (MHz)	Chain 0 Meas Power (dBm)	Chain 1 Meas Power (dBm)	Total Corr'd Power (dBm)	Power Limit (dBm)	Power Margin (dB)
Mid	5290	12.45	11.45	14.99	24.00	-9.01

PSD Results

Channel	Frequency (MHz)	Chain 0 Meas PSD (dBm/1MHz)	Chain 1 Meas PSD (dBm/1MHz)	Total Corr'd PSD (dBm/1MHz)	PSD Limit (dBm/1MHz)	PSD Margin (dB)
Mid	5290	7.588	7.063	10.50	11.00	-0.50

UL VERIFICATION SERVICES INC.
47173 Benicia Street, Fremont, CA 94538; USA TEL:(510) 771-1000 FAX:(510) 661-0888
This report shall not be reproduced except in full, without the written approval of UL Verification Services Inc.

MID CHANNEL

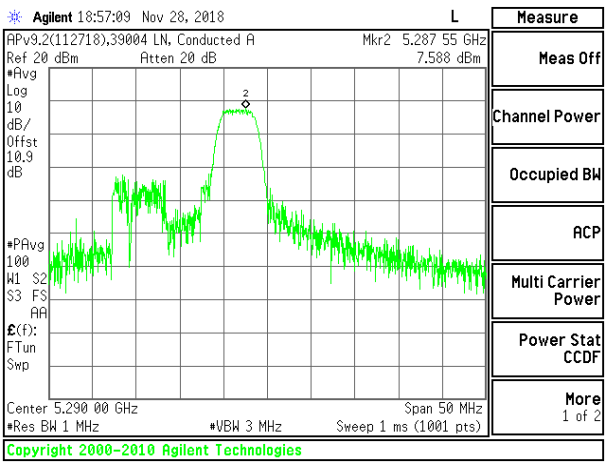

MID CHANNEL CHAIN 0

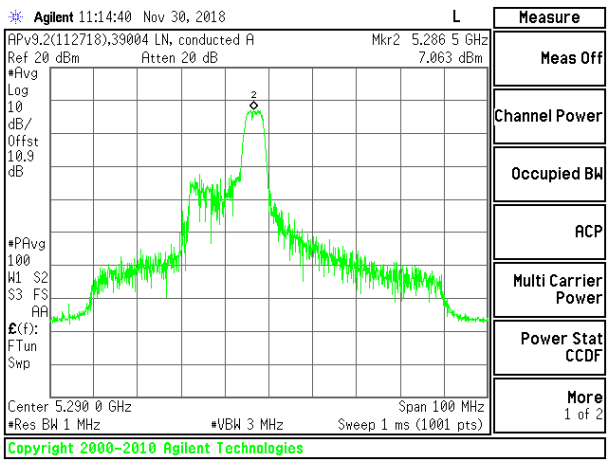

MID CHANNEL CHAIN 1

UL VERIFICATION SERVICES INC.
47173 Benicia Street, Fremont, CA 94538; USA TEL:(510) 771-1000 FAX:(510) 661-0888
This report shall not be reproduced except in full, without the written approval of UL Verification Services Inc.

2TX Antenna 1 + Antenna 2 OFDMA MODE – 52-Tones, RU Index 52

Bandwidth, Antenna Gain, and Limits

Channel	Frequency (MHz)	Min 26 dB BW (MHz)	Directional Gain for Power (dBi)	Directional Gain for PSD (dBi)	Power Limit (dBm)	PSD Limit (dBm/1MHz)
Mid	5290	22.20	-1.02	1.93	24.00	11.00

Duty Cycle CF (dB)	0.16	**Included in Calculations of Corr'd PSD**

Output Power Results

Channel	Frequency (MHz)	Chain 0 Meas Power (dBm)	Chain 1 Meas Power (dBm)	Total Corr'd Power (dBm)	Power Limit (dBm)	Power Margin (dB)
Mid	5290	12.29	11.29	14.83	24.00	-9.17

PSD Results

Channel	Frequency (MHz)	Chain 0 Meas PSD (dBm/1MHz)	Chain 1 Meas PSD (dBm/1MHz)	Total Corr'd PSD (dBm/1MHz)	PSD Limit (dBm/1MHz)	PSD Margin (dB)
Mid	5290	7.56	6.961	10.44	11.00	-0.56

UL VERIFICATION SERVICES INC.
47173 Benicia Street, Fremont, CA 94538; USA TEL:(510) 771-1000 FAX:(510) 661-0888
This report shall not be reproduced except in full, without the written approval of UL Verification Services Inc.

MID CHANNEL

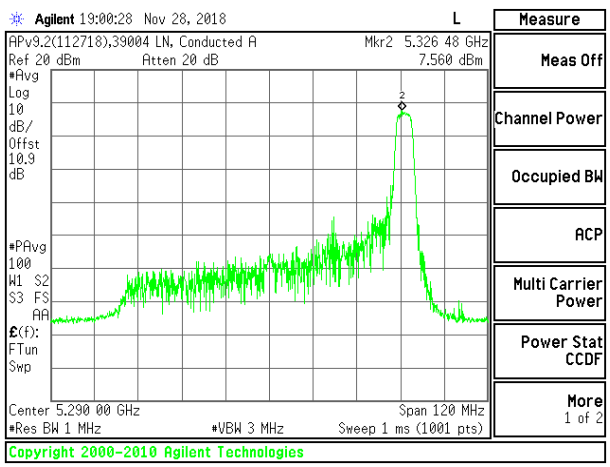

MID CHANNEL CHAIN 0

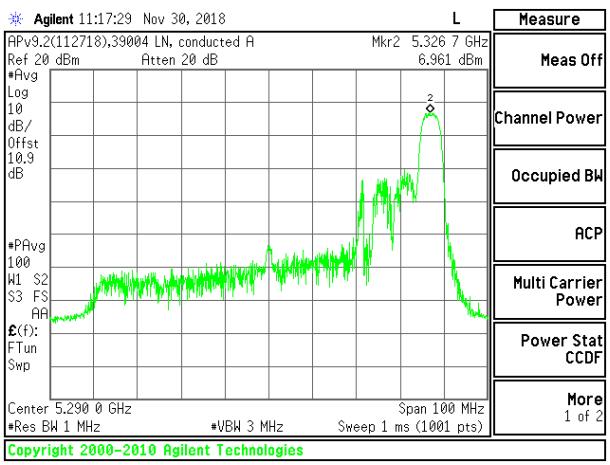

MID CHANNEL CHAIN 1

UL VERIFICATION SERVICES INC.
47173 Benicia Street, Fremont, CA 94538; USA TEL:(510) 771-1000 FAX:(510) 661-0888
This report shall not be reproduced except in full, without the written approval of UL Verification Services Inc.

2TX Antenna 1 + Antenna 2 OFDMA MODE – 26-Tones, RU Index 0

Bandwidth, Antenna Gain, and Limits

Channel	Frequency (MHz)	Min 26 dB BW (MHz)	Directional Gain for Power (dBi)	Directional Gain for PSD (dBi)	Power Limit (dBm)	PSD Limit (dBm/1MHz)
Mid	5290	21.40	-1.02	1.93	24.00	11.00

Duty Cycle CF (dB)	0.12	**Included in Calculations of Corr'd PSD**

Output Power Results

Channel	Frequency (MHz)	Chain 0 Meas Power (dBm)	Chain 1 Meas Power (dBm)	Total Corr'd Power (dBm)	Power Limit (dBm)	Power Margin (dB)
Mid	5290	10.42	9.5	12.99	24.00	-11.01

PSD Results

Channel	Frequency (MHz)	Chain 0 Meas PSD (dBm/1MHz)	Chain 1 Meas PSD (dBm/1MHz)	Total Corr'd PSD (dBm/1MHz)	PSD Limit (dBm/1MHz)	PSD Margin (dB)
Mid	5290	7.373	7.179	10.41	11.00	-0.59

UL VERIFICATION SERVICES INC.
47173 Benicia Street, Fremont, CA 94538; USA TEL:(510) 771-1000 FAX:(510) 661-0888
This report shall not be reproduced except in full, without the written approval of UL Verification Services Inc.

MID CHANNEL

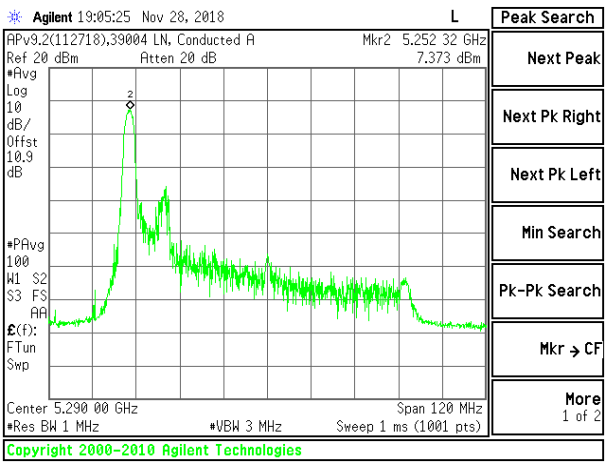

MID CHANNEL CHAIN 0

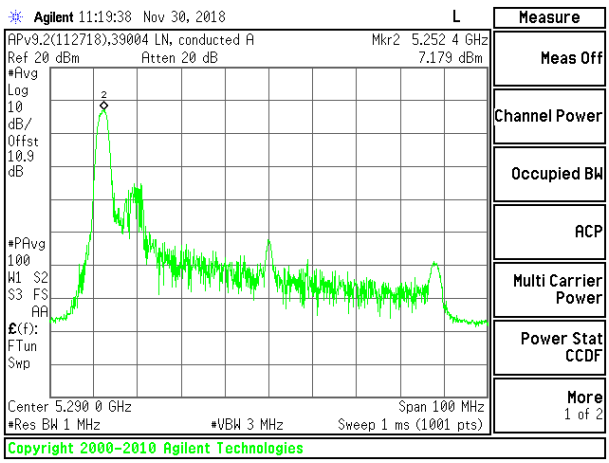

MID CHANNEL CHAIN 1

UL VERIFICATION SERVICES INC.
47173 Benicia Street, Fremont, CA 94538; USA TEL:(510) 771-1000 FAX:(510) 661-0888
This report shall not be reproduced except in full, without the written approval of UL Verification Services Inc.

2TX Antenna 1 + Antenna 2 OFDMA MODE – 26-Tones, RU Index 18

Bandwidth, Antenna Gain, and Limits

Channel	Frequency (MHz)	Min 26 dB BW (MHz)	Directional Gain for Power (dBi)	Directional Gain for PSD (dBi)	Power Limit (dBm)	PSD Limit (dBm/1MHz)
Mid	5290	39.80	-1.02	1.93	24.00	11.00

Duty Cycle CF (dB)	0.12	Included in Calculations of Corr'd PSD

Output Power Results

Channel	Frequency (MHz)	Chain 0 Meas Power (dBm)	Chain 1 Meas Power (dBm)	Total Corr'd Power (dBm)	Power Limit (dBm)	Power Margin (dB)
Mid	5290	10.43	9.51	13.00	24.00	-11.00

PSD Results

Channel	Frequency (MHz)	Chain 0 Meas PSD (dBm/1MHz)	Chain 1 Meas PSD (dBm/1MHz)	Total Corr'd PSD (dBm/1MHz)	PSD Limit (dBm/1MHz)	PSD Margin (dB)
Mid	5290	7.36	6.465	10.07	11.00	-0.93

UL VERIFICATION SERVICES INC.
47173 Benicia Street, Fremont, CA 94538; USA TEL:(510) 771-1000 FAX:(510) 661-0888
This report shall not be reproduced except in full, without the written approval of UL Verification Services Inc.

MID CHANNEL

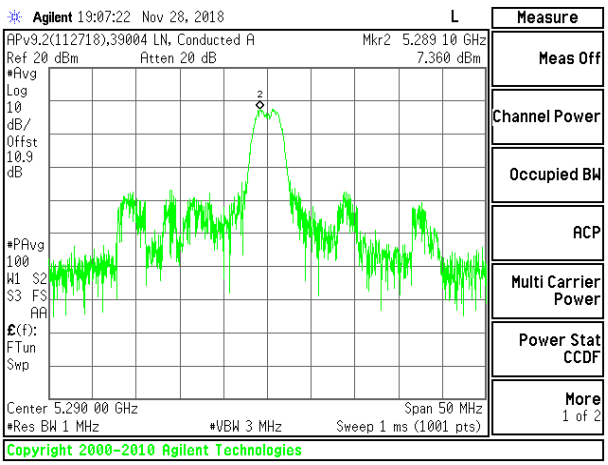

MID CHANNEL CHAIN 0

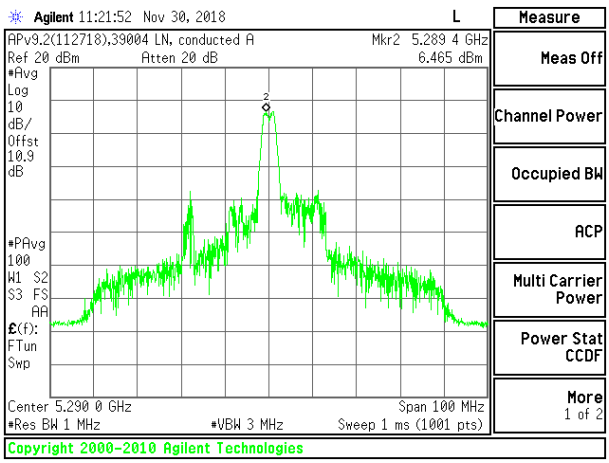

MID CHANNEL CHAIN 1

UL VERIFICATION SERVICES INC.
47173 Benicia Street, Fremont, CA 94538; USA TEL:(510) 771-1000 FAX:(510) 661-0888
This report shall not be reproduced except in full, without the written approval of UL Verification Services Inc.

2TX Antenna 1 + Antenna 2 OFDMA MODE – 26-Tones, RU Index 36

Bandwidth, Antenna Gain, and Limits

Channel	Frequency (MHz)	Min 26 dB BW (MHz)	Directional Gain for Power (dBi)	Directional Gain for PSD (dBi)	Power Limit (dBm)	PSD Limit (dBm/1MHz)
Mid	5290	22.00	-1.02	1.93	24.00	11.00

Duty Cycle CF (dB)	0.12	**Included in Calculations of Corr'd PSD**

Output Power Results

Channel	Frequency (MHz)	Chain 0 Meas Power (dBm)	Chain 1 Meas Power (dBm)	Total Corr'd Power (dBm)	Power Limit (dBm)	Power Margin (dB)
Mid	5290	10.78	9.78	13.32	24.00	-10.68

PSD Results

Channel	Frequency (MHz)	Chain 0 Meas PSD (dBm/1MHz)	Chain 1 Meas PSD (dBm/1MHz)	Total Corr'd PSD (dBm/1MHz)	PSD Limit (dBm/1MHz)	PSD Margin (dB)
Mid	5290	7.173	6.995	10.22	11.00	-0.78

UL VERIFICATION SERVICES INC.
47173 Benicia Street, Fremont, CA 94538; USA TEL:(510) 771-1000 FAX:(510) 661-0888
This report shall not be reproduced except in full, without the written approval of UL Verification Services Inc.

MID CHANNEL

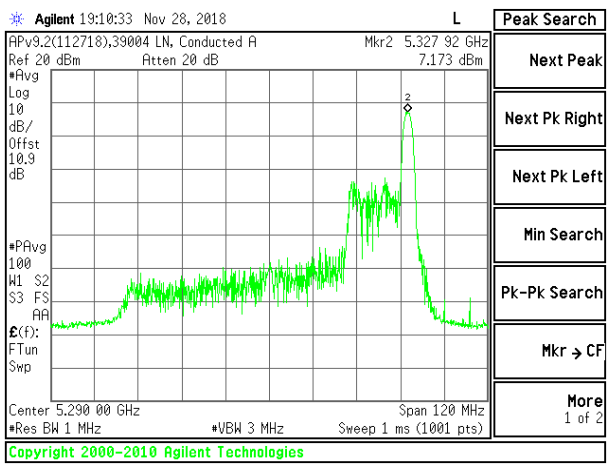

MID CHANNEL CHAIN 0

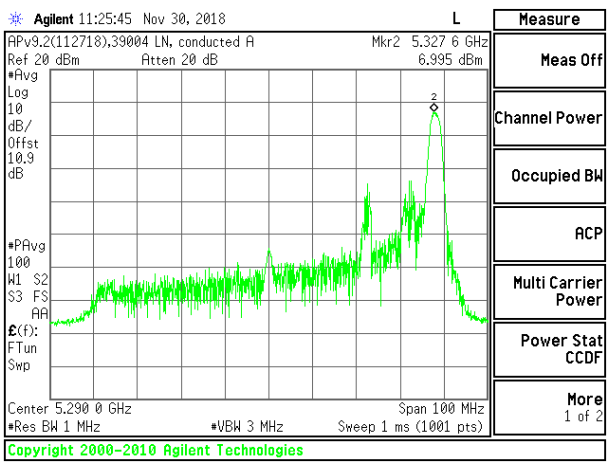

MID CHANNEL CHAIN 1

UL VERIFICATION SERVICES INC.
47173 Benicia Street, Fremont, CA 94538; USA TEL:(510) 771-1000 FAX:(510) 661-0888
This report shall not be reproduced except in full, without the written approval of UL Verification Services Inc.

9.5.15. 802.11a MODE IN THE 5.6 GHz BAND

2TX Antenna 1 + Antenna 2 CDD MODE (FCC)

Bandwidth, Antenna Gain, and Limits

Channel	Frequency (MHz)	Min 26 dB BW (MHz)	Directional Gain for Power (dBi)	Directional Gain for PSD (dBi)	Power Limit (dBm)	PSD Limit (dBm/ 1MHz)
Low	5500	21.85	-2.30	0.71	24.00	11.00
Mid	5580	21.85	-2.30	0.71	24.00	11.00
High	5700	22.05	-2.30	0.71	24.00	11.00
144	5720	21.75	-2.30	0.71	24.00	11.00

Duty Cycle CF (dB)	0.29	**Included in Calculations of Corr'd PSD**

Output Power Results

Channel	Frequency (MHz)	Chain 0 Meas Power (dBm)	Chain 1 Meas Power (dBm)	Total Corr'd Power (dBm)	Power Limit (dBm)	Power Margin (dB)
Low	5500	16.9	15.5	19.27	24.00	-4.73
Mid	5580	16.9	15.52	19.27	24.00	-4.73
High	5700	16.89	15.5	19.26	24.00	-4.74
144	5720	16.6	15.57	19.13	24.00	-4.87

PSD Results

Channel	Frequency (MHz)	Chain 0 Meas PSD (dBm/ 1MHz)	Chain 1 Meas PSD (dBm/ 1MHz)	Total Corr'd PSD (dBm/ 1MHz)	PSD Limit (dBm/ 1MHz)	PSD Margin (dB)
Low	5500	5.88	5.77	9.13	11.00	-1.87
Mid	5580	6.26	6.16	9.51	11.00	-1.49
High	5700	5.85	5.86	9.16	11.00	-1.84
144	5720	5.57	6.15	9.17	11.00	-1.83

UL VERIFICATION SERVICES INC.
47173 Benicia Street, Fremont, CA 94538; USA TEL:(510) 771-1000 FAX:(510) 661-0888
This report shall not be reproduced except in full, without the written approval of UL Verification Services Inc.

LOW CHANNEL

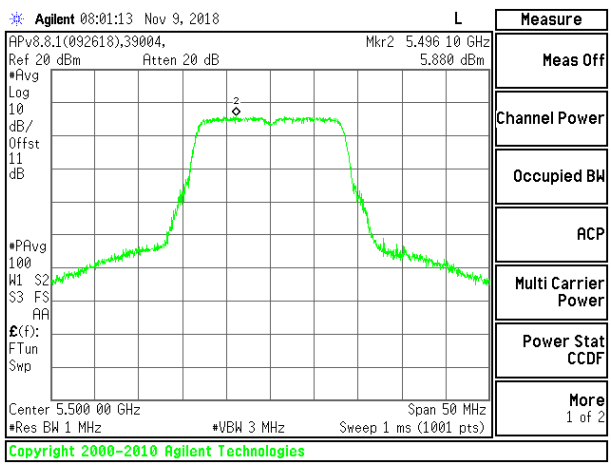

LOW CHANNEL CHAIN 0

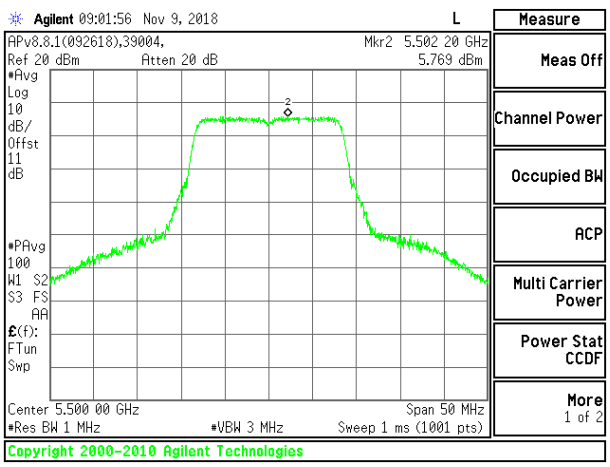

LOW CHANNEL CHAIN 1

MID CHANNEL

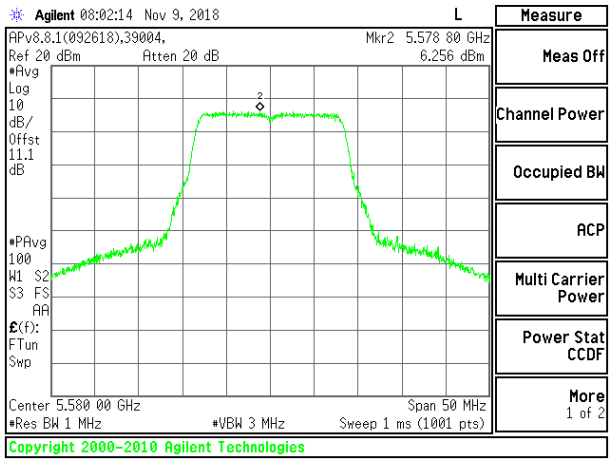

MID CHANNEL CHAIN 0

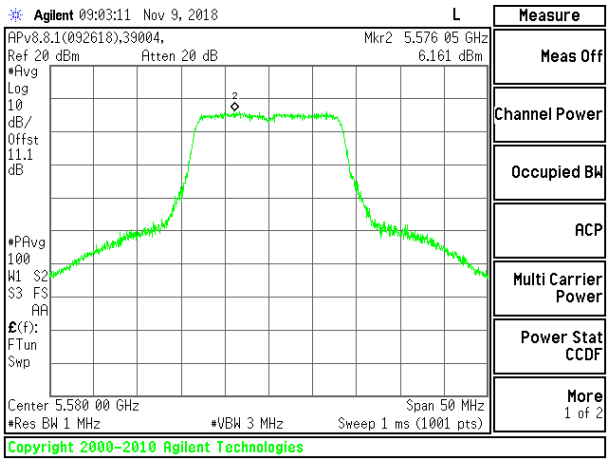

MID CHANNEL CHAIN 1

UL VERIFICATION SERVICES INC.
47173 Benicia Street, Fremont, CA 94538; USA TEL:(510) 771-1000 FAX:(510) 661-0888
This report shall not be reproduced except in full, without the written approval of UL Verification Services Inc.

HIGH CHANNEL

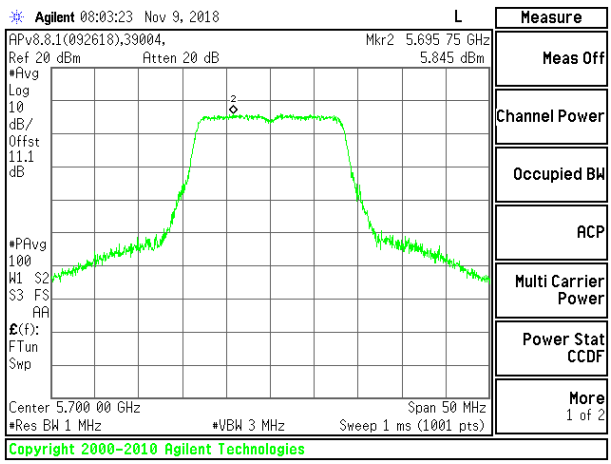

HIGH CHANNEL CHAIN 0

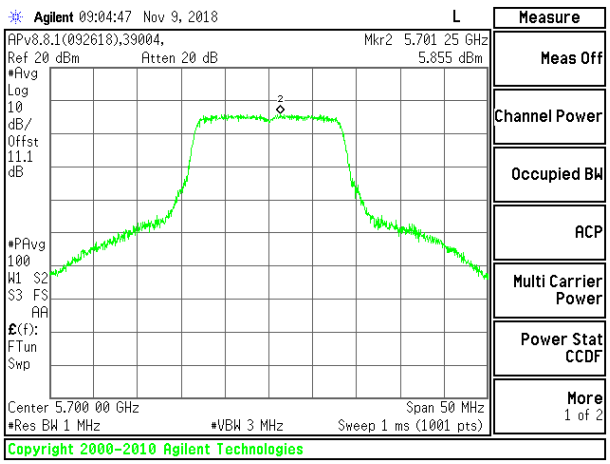

HIGH CHANNEL CHAIN 1

CHANNEL 144

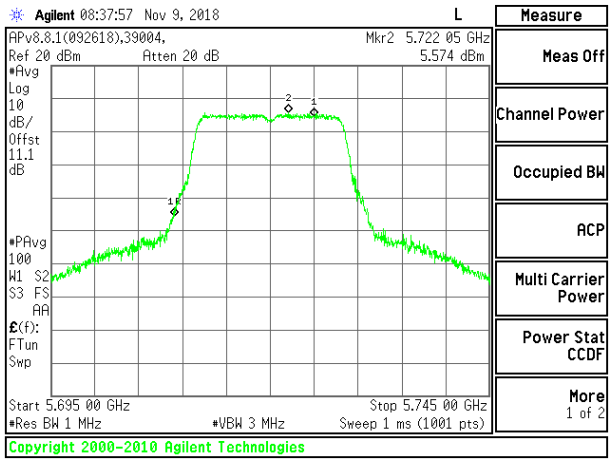

CHANNEL 144 CHAIN 0

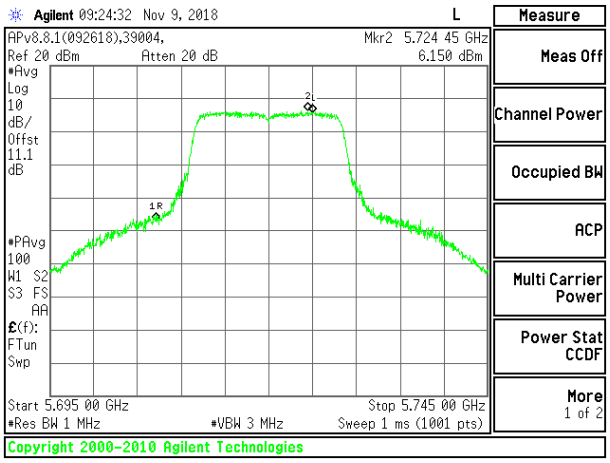

CHANNEL 144 CHAIN 1

UL VERIFICATION SERVICES INC.
47173 Benicia Street, Fremont, CA 94538; USA TEL:(510) 771-1000 FAX:(510) 661-0888
This report shall not be reproduced except in full, without the written approval of UL Verification Services Inc.

9.5.16. 802.11n HT20 MODE IN THE 5.6 GHz BAND

2TX Antenna 1 + Antenna 2 CDD MODE (FCC)

Bandwidth, Antenna Gain, and Limits

Channel	Frequency (MHz)	Min 26 dB BW (MHz)	Directional Gain for Power (dBi)	Directional Gain for PSD (dBi)	Power Limit (dBm)	PSD Limit (dBm/ 1MHz)
Low	5500	22.55	-2.30	0.71	24.00	11.00
Mid	5580	22.90	-2.30	0.71	24.00	11.00
High	5700	23.95	-2.30	0.71	24.00	11.00
144	5720	23.90	-2.30	0.71	24.00	11.00

Duty Cycle CF (dB)	0.31	**Included in Calculations of Corr'd PSD**

Output Power Results

Channel	Frequency (MHz)	Chain 0 Meas Power (dBm)	Chain 1 Meas Power (dBm)	Total Corr'd Power (dBm)	Power Limit (dBm)	Power Margin (dB)
Low	5500	16.83	15.58	19.26	24.00	-4.74
Mid	5580	16.8	15.57	19.24	24.00	-4.76
High	5700	16.82	15.53	19.23	24.00	-4.77
144	5720	16.6	15.6	19.14	24.00	-4.86

PSD Results

Channel	Frequency (MHz)	Chain 0 Meas PSD (dBm/ 1MHz)	Chain 1 Meas PSD (dBm/ 1MHz)	Total Corr'd PSD (dBm/ 1MHz)	PSD Limit (dBm/ 1MHz)	PSD Margin (dB)
Low	5500	5.63	5.47	8.87	11.00	-2.13
Mid	5580	5.78	5.28	8.86	11.00	-2.14
High	5700	5.81	5.75	9.10	11.00	-1.90
144	5720	5.52	5.85	9.01	11.00	-1.99

UL VERIFICATION SERVICES INC.
47173 Benicia Street, Fremont, CA 94538; USA TEL:(510) 771-1000 FAX:(510) 661-0888
This report shall not be reproduced except in full, without the written approval of UL Verification Services Inc.

LOW CHANNEL

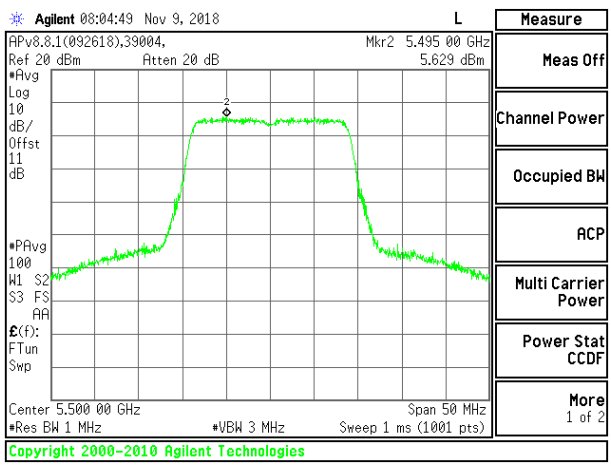

LOW CHANNEL CHAIN 0

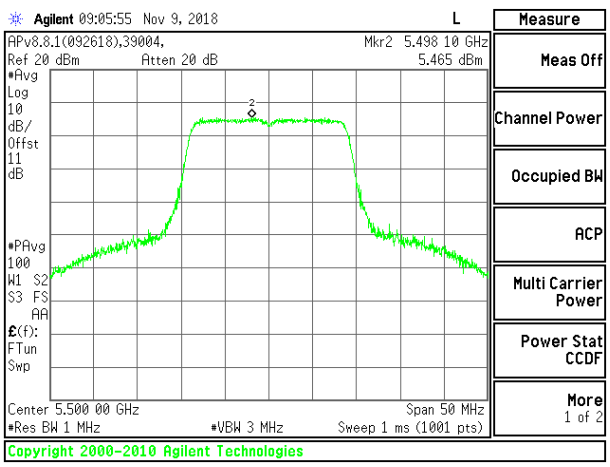

LOW CHANNEL CHAIN 1

MID CHANNEL

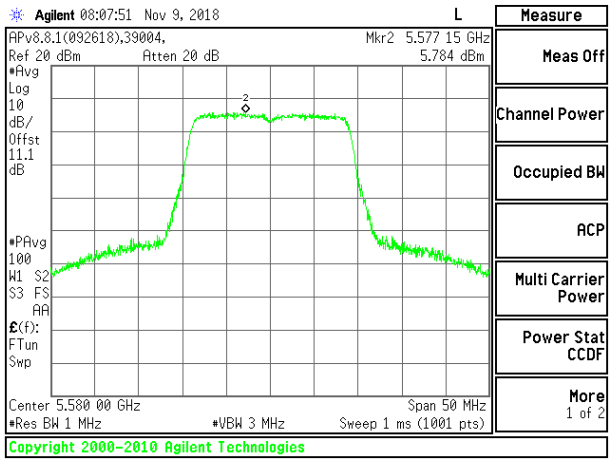

MID CHANNEL CHAIN 0

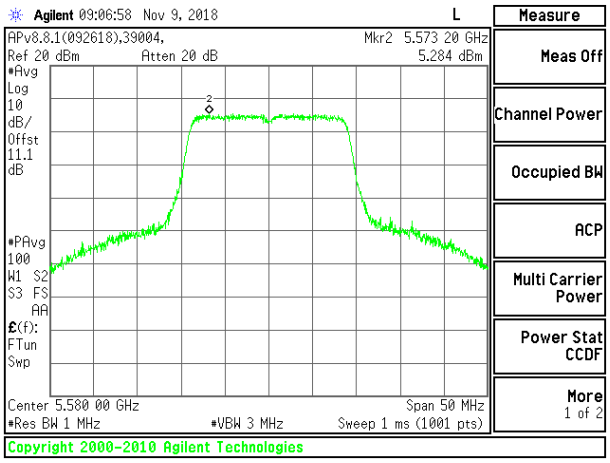

MID CHANNEL CHAIN 1

UL VERIFICATION SERVICES INC.
47173 Benicia Street, Fremont, CA 94538; USA TEL:(510) 771-1000 FAX:(510) 661-0888
This report shall not be reproduced except in full, without the written approval of UL Verification Services Inc.

HIGH CHANNEL

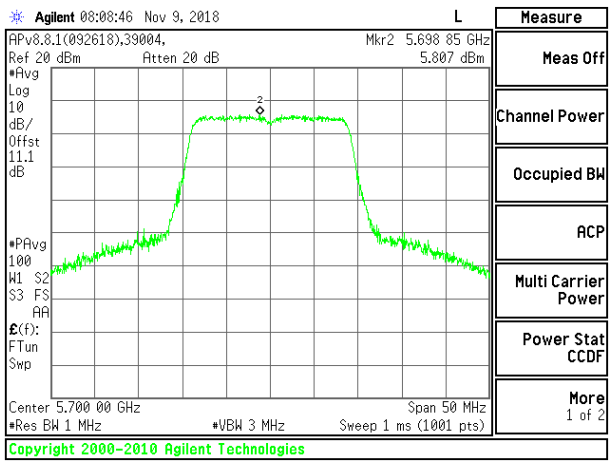

HIGH CHANNEL CHAIN 0

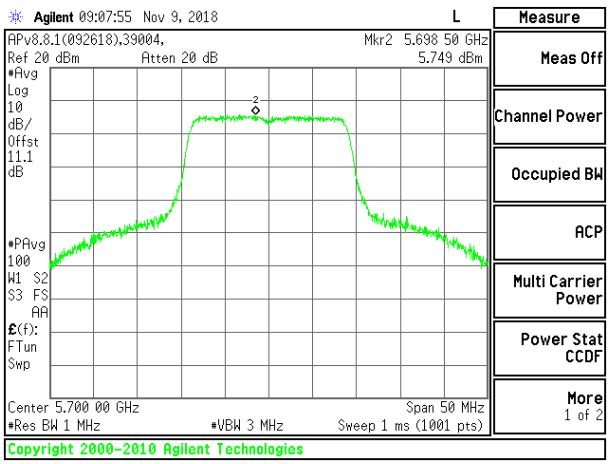

HIGH CHANNEL CHAIN 1

CHANNEL 144

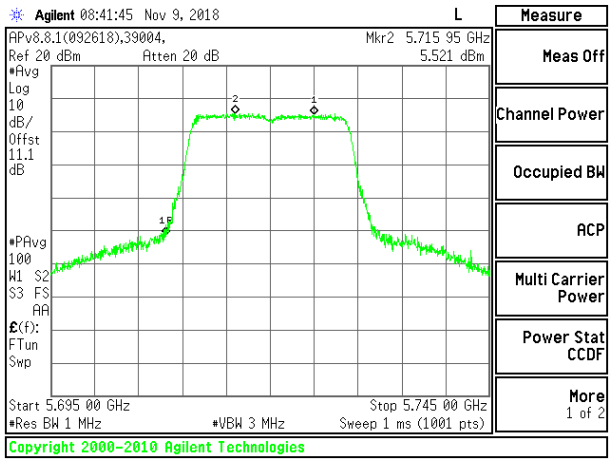

CHANNEL 144 CHAIN 0

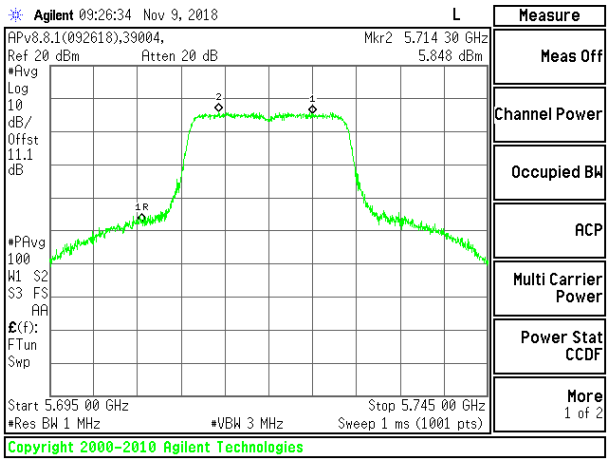

CHANNEL 144 CHAIN 1

UL VERIFICATION SERVICES INC.
47173 Benicia Street, Fremont, CA 94538; USA TEL:(510) 771-1000 FAX:(510) 661-0888
This report shall not be reproduced except in full, without the written approval of UL Verification Services Inc.

9.5.17. 802.11n HT40 MODE IN THE 5.6 GHz BAND

2TX Antenna 1 + Antenna 2 CDD MODE (FCC)

Bandwidth, Antenna Gain, and Limits

Channel	Frequency (MHz)	Min 26 dB BW (MHz)	Directional Gain for Power (dBi)	Directional Gain for PSD (dBi)	Power Limit (dBm)	PSD Limit (dBm/ 1MHz)
Low	5510	42.30	-2.30	0.71	24.00	11.00
Mid	5550	42.10	-2.30	0.71	24.00	11.00
High	5670	42.80	-2.30	0.71	24.00	11.00
142	5710	43.40	-2.30	0.71	24.00	11.00

Duty Cycle CF (dB)	0.60	**Included in Calculations of Corr'd PSD**

Output Power Results

Channel	Frequency (MHz)	Chain 0 Meas Power (dBm)	Chain 1 Meas Power (dBm)	Total Corr'd Power (dBm)	Power Limit (dBm)	Power Margin (dB)
Low	5510	15.92	14.56	18.30	24.00	-5.70
Mid	5550	15.6	14.52	18.10	24.00	-5.90
High	5670	15.92	14.8	18.41	24.00	-5.59
142	5710	15.99	14.78	18.44	24.00	-5.56

PSD Results

Channel	Frequency (MHz)	Chain 0 Meas PSD (dBm/ 1MHz)	Chain 1 Meas PSD (dBm/ 1MHz)	Total Corr'd PSD (dBm/ 1MHz)	PSD Limit (dBm/ 1MHz)	PSD Margin (dB)
Low	5510	1.52	1.9	5.32	11.00	-5.68
Mid	5550	1.88	1.87	5.49	11.00	-5.51
High	5670	2.04	1.74	5.50	11.00	-5.50
142	5710	1.47	1.8	5.25	11.00	-5.75

UL VERIFICATION SERVICES INC.
47173 Benicia Street, Fremont, CA 94538; USA TEL:(510) 771-1000 FAX:(510) 661-0888
This report shall not be reproduced except in full, without the written approval of UL Verification Services Inc.

LOW CHANNEL

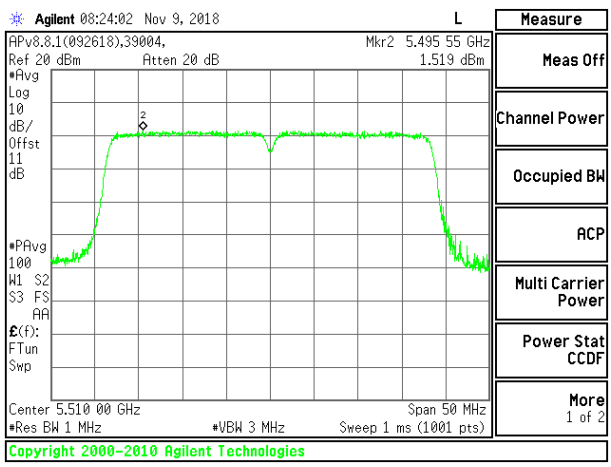

LOW CHANNEL CHAIN 0

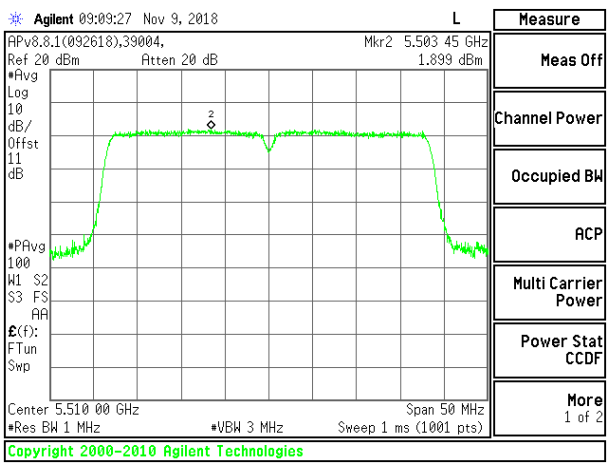

LOW CHANNEL CHAIN 1

MID CHANNEL

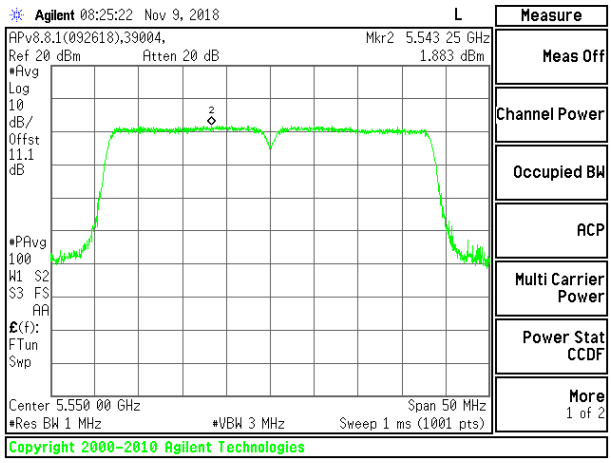

MID CHANNEL CHAIN 0

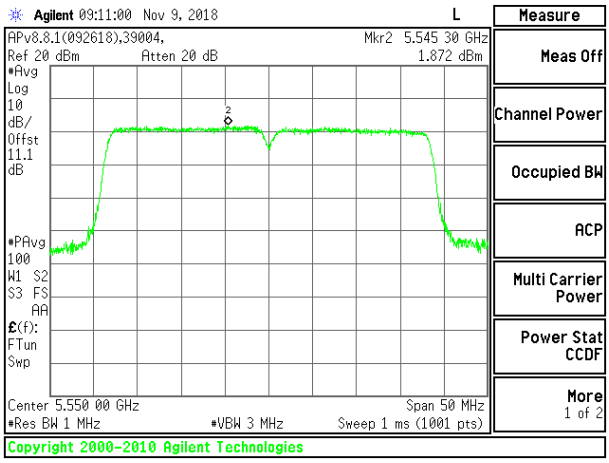

MID CHANNEL CHAIN 1

UL VERIFICATION SERVICES INC.
47173 Benicia Street, Fremont, CA 94538; USA TEL:(510) 771-1000 FAX:(510) 661-0888
This report shall not be reproduced except in full, without the written approval of UL Verification Services Inc.

HIGH CHANNEL

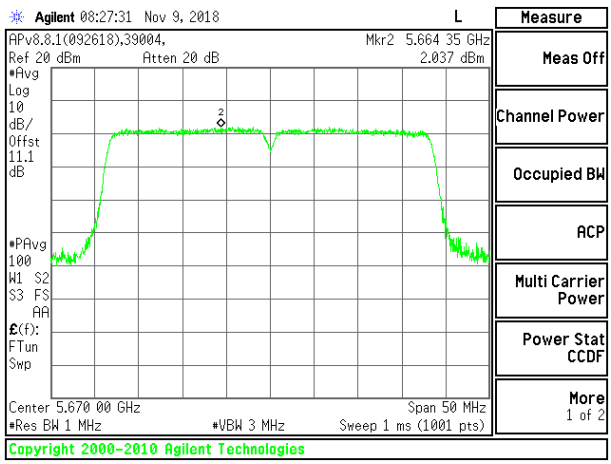

HIGH CHANNEL CHAIN 0

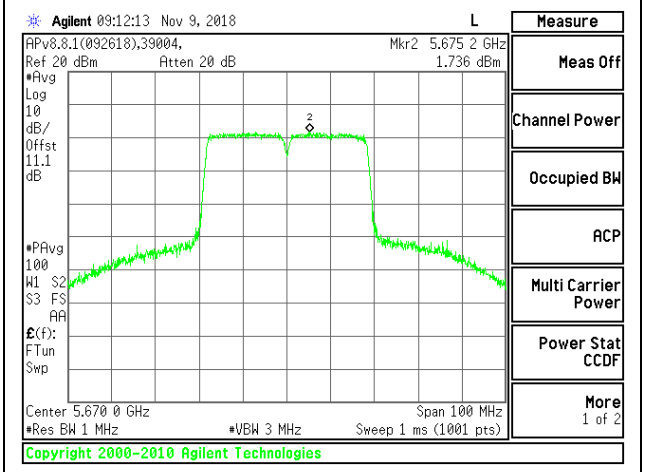

HIGH CHANNEL CHAIN 1

CHANNEL 142

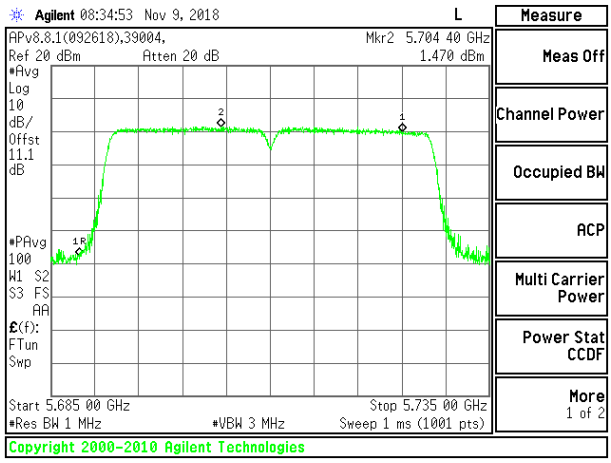

CHANNEL 142 CHAIN 0

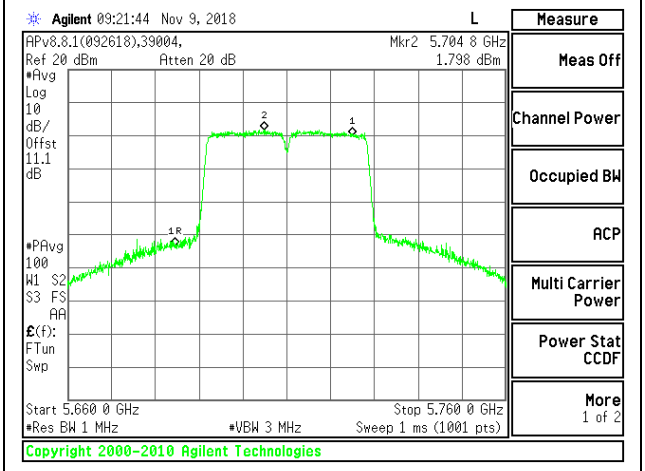

CHANNEL 142 CHAIN 1

UL VERIFICATION SERVICES INC.
47173 Benicia Street, Fremont, CA 94538; USA TEL:(510) 771-1000 FAX:(510) 661-0888
This report shall not be reproduced except in full, without the written approval of UL Verification Services Inc.

9.5.18. 802.11ac VHT80 MODE IN THE 5.6 GHz BAND

2TX Antenna 1 + Antenna 2 CDD MODE (FCC)

Bandwidth, Antenna Gain, and Limits

Channel	Frequency (MHz)	Min 26 dB BW (MHz)	Directional Gain for Power (dBi)	Directional Gain for PSD (dBi)	Power Limit (dBm)	PSD Limit (dBm/ 1MHz)
Low	5530	85.20	-2.30	0.71	24.00	11.00
High	5610	85.40	-2.30	0.71	24.00	11.00
138	5690	84.60	-2.30	0.71	24.00	11.00

Duty Cycle CF (dB)	1.95	**Included in Calculations of Corr'd PSD**

Output Power Results

Channel	Frequency (MHz)	Chain 0 Meas Power (dBm)	Chain 1 Meas Power (dBm)	Total Corr'd Power (dBm)	Power Limit (dBm)	Power Margin (dB)
Low	5530	15	13.78	17.44	24.00	-6.56
High	5610	14.95	13.8	17.42	24.00	-6.58
138	5690	14.92	13.7	17.36	24.00	-6.64

PSD Results

Channel	Frequency (MHz)	Chain 0 Meas PSD (dBm/ 1MHz)	Chain 1 Meas PSD (dBm/ 1MHz)	Total Corr'd PSD (dBm/ 1MHz)	PSD Limit (dBm/ 1MHz)	PSD Margin (dB)
Low	5530	-3.57	-2.82	1.78	11.00	-9.22
High	5610	-3.18	-3.31	1.72	11.00	-9.28
138	5690	-3.14	-3.12	1.83	11.00	-9.17

UL VERIFICATION SERVICES INC.
47173 Benicia Street, Fremont, CA 94538; USA TEL:(510) 771-1000 FAX:(510) 661-0888
This report shall not be reproduced except in full, without the written approval of UL Verification Services Inc.

LOW CHANNEL

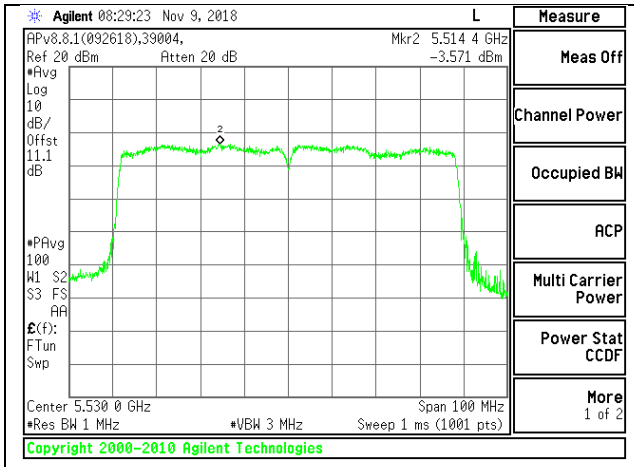

LOW CHANNEL CHAIN 0

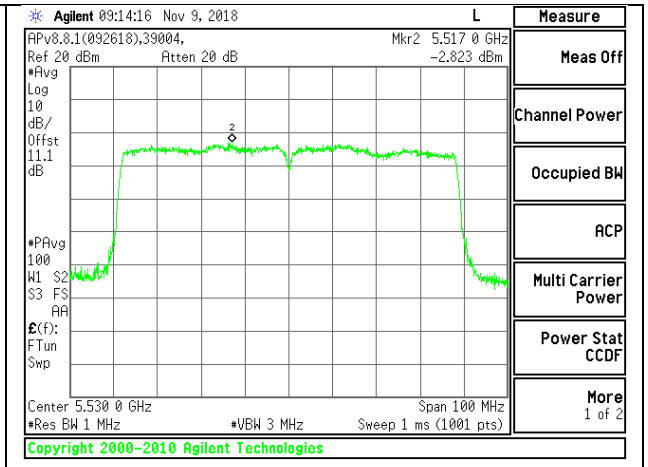

LOW CHANNEL CHAIN 1

HIGH CHANNEL

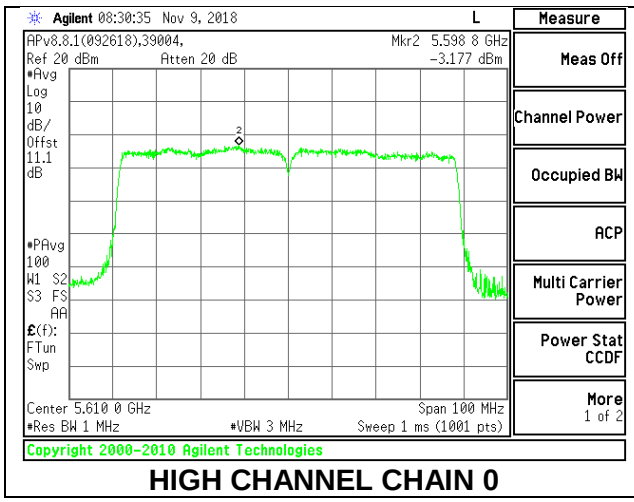

HIGH CHANNEL CHAIN 0

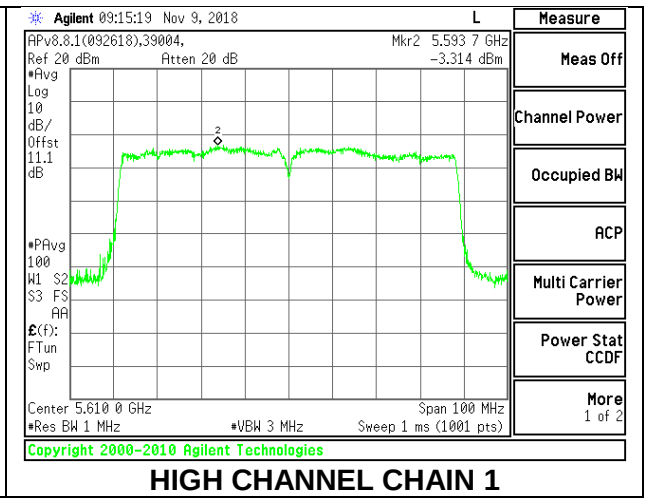

HIGH CHANNEL CHAIN 1

CHANNEL 138

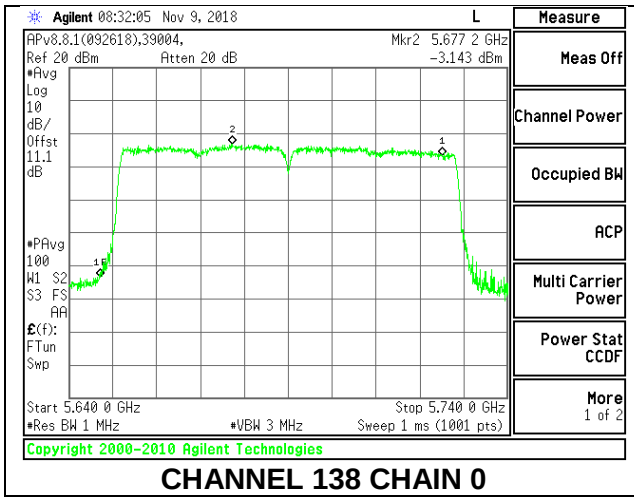

CHANNEL 138 CHAIN 0

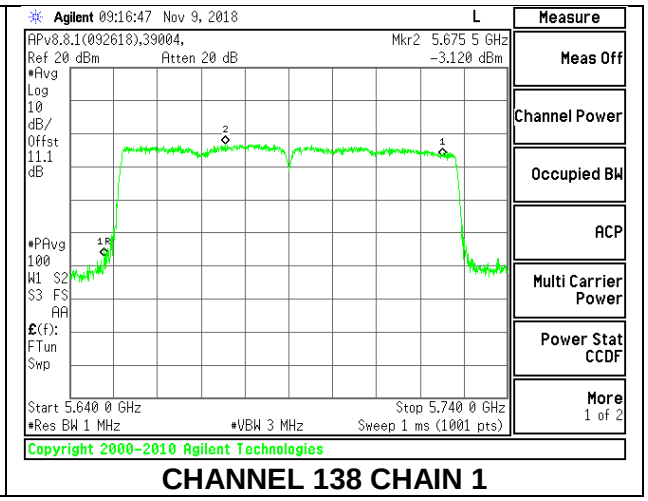

CHANNEL 138 CHAIN 1

UL VERIFICATION SERVICES INC.
47173 Benicia Street, Fremont, CA 94538; USA TEL:(510) 771-1000 FAX:(510) 661-0888
This report shall not be reproduced except in full, without the written approval of UL Verification Services Inc.

9.5.19. 802.11ax HE20 MODE IN THE 5.6 GHz BAND

2TX Antenna 1 + Antenna 2 OFDMA MODE – 242-Tones, RU Index 61

Bandwidth, Antenna Gain, and Limits

Channel	Frequency (MHz)	Min 26 dB BW (MHz)	Directional Gain for Power (dBi)	Directional Gain for PSD (dBi)	Power Limit (dBm)	PSD Limit (dBm/ 1MHz)
Low	5500	21.90	-2.30	0.71	24.00	11.00
Mid	5580	22.20	-2.30	0.71	24.00	11.00
High	5700	23.25	-2.30	0.71	24.00	11.00
144	5720	22.20	-2.30	0.71	24.00	11.00

Duty Cycle CF (dB)	0.67	**Included in Calculations of Corr'd PSD**

Output Power Results

Channel	Frequency (MHz)	Chain 0 Meas Power (dBm)	Chain 1 Meas Power (dBm)	Total Corr'd Power (dBm)	Power Limit (dBm)	Power Margin (dB)
Low	5500	16.97	15.95	19.50	24.00	-4.50
Mid	5580	16.9	15.82	19.40	24.00	-4.60
High	5700	16.95	15.92	19.48	24.00	-4.52
144	5720	16.88	15.9	19.43	24.00	-4.57

PSD Results

Channel	Frequency (MHz)	Chain 0 Meas PSD (dBm/ 1MHz)	Chain 1 Meas PSD (dBm/ 1MHz)	Total Corr'd PSD (dBm/ 1MHz)	PSD Limit (dBm/ 1MHz)	PSD Margin (dB)
Low	5500	4.859	3.894	8.08	11.00	-2.92
Mid	5580	4.813	3.763	8.00	11.00	-3.00
High	5700	4.456	3.947	7.89	11.00	-3.11
144	5720	4.243	3.931	7.77	11.00	-3.23

UL VERIFICATION SERVICES INC.
47173 Benicia Street, Fremont, CA 94538; USA TEL:(510) 771-1000 FAX:(510) 661-0888
This report shall not be reproduced except in full, without the written approval of UL Verification Services Inc.

LOW CHANNEL

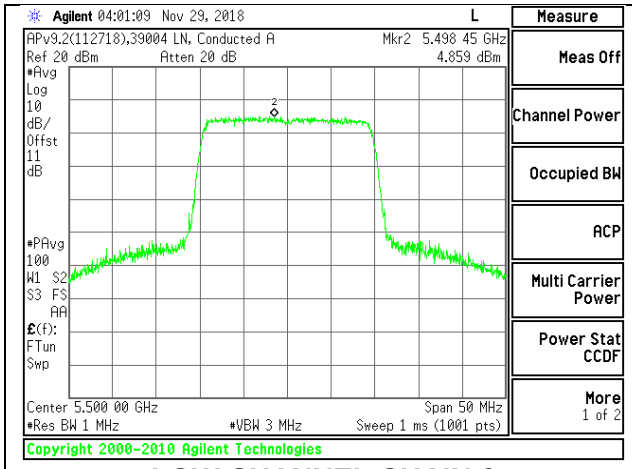

LOW CHANNEL CHAIN 0

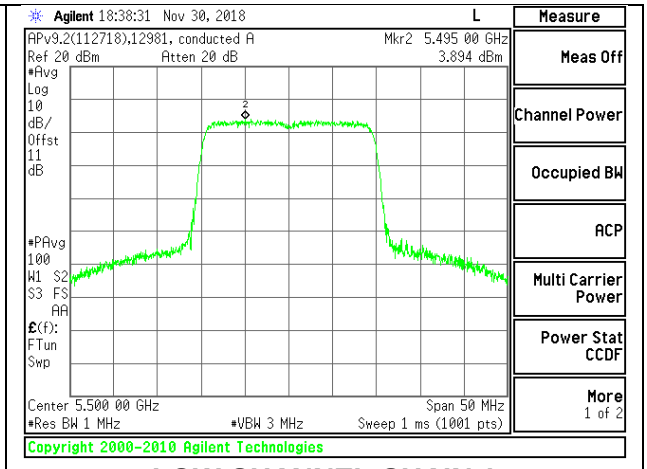

LOW CHANNEL CHAIN 1

MID CHANNEL

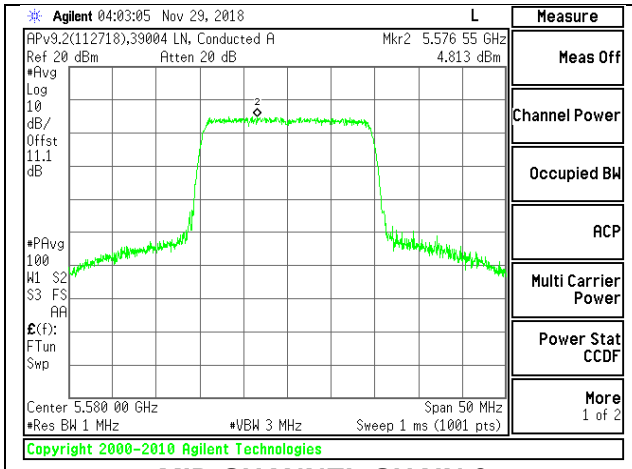

MID CHANNEL CHAIN 0

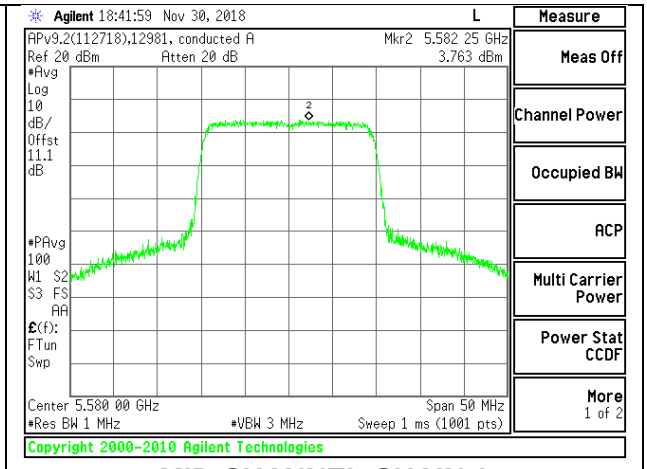

MID CHANNEL CHAIN 1

HIGH CHANNEL

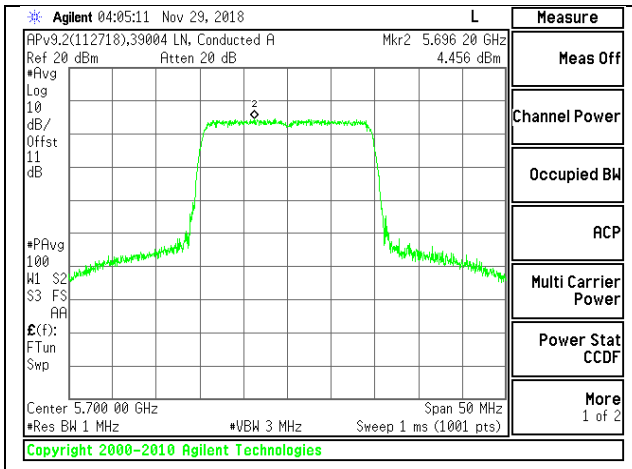

HIGH CHANNEL CHAIN 0

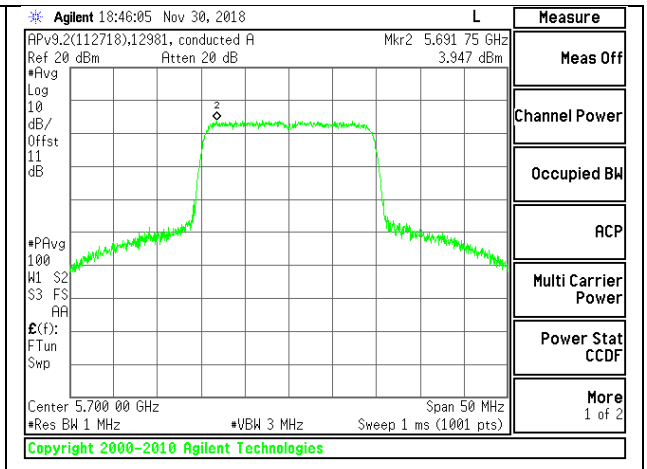

HIGH CHANNEL CHAIN 1

UL VERIFICATION SERVICES INC.
47173 Benicia Street, Fremont, CA 94538; USA TEL:(510) 771-1000 FAX:(510) 661-0888
This report shall not be reproduced except in full, without the written approval of UL Verification Services Inc.

PSD, CHANNEL 144

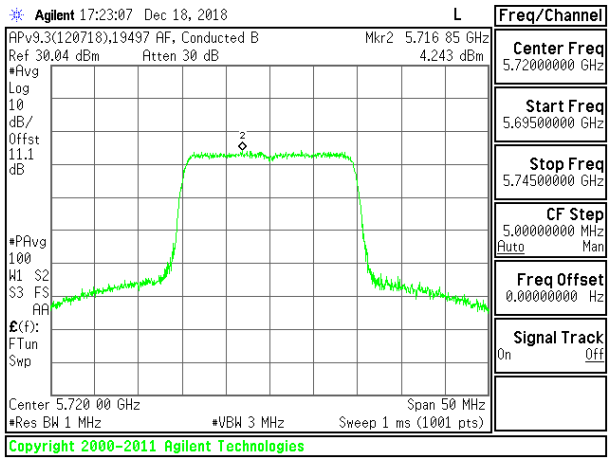

CHANNEL 144 CHAIN 0

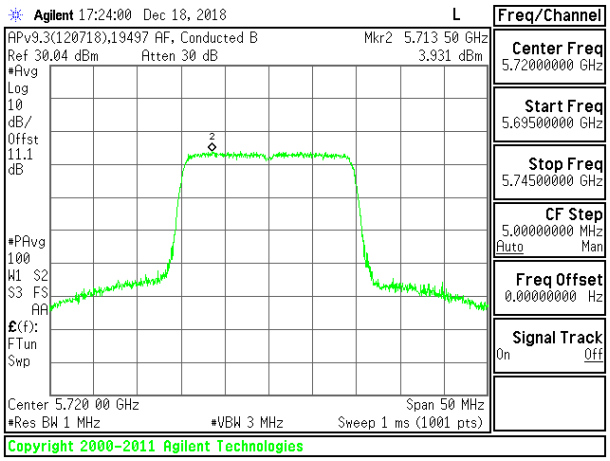

CHANNEL 144 CHAIN 1

UL VERIFICATION SERVICES INC.
47173 Benicia Street, Fremont, CA 94538; USA TEL:(510) 771-1000 FAX:(510) 661-0888
This report shall not be reproduced except in full, without the written approval of UL Verification Services Inc.

2TX Antenna 1 + Antenna 2 OFDMA MODE – 106-Tones, RU Index 53

	(MHz)	26 dB BW (MHz)	Gain for Power (dBi)	Gain for PSD (dBi)	Limit (dBm)	Limit (dBm/ 1MHz)
Low	5500	20.55	-2.30	0.71	24.00	11.00
Mid	5580	20.40	-2.30	0.71	24.00	11.00
High	5700	20.50	-2.30	0.71	24.00	11.00
144	5720	20.45	-2.30	0.71	24.00	11.00

Duty Cycle CF (dB)	0.34	**Included in Calculations of Corr'd PSD**

Output Power Results

Channel	Frequency (MHz)	Chain 0 Meas Power (dBm)	Chain 1 Meas Power (dBm)	Total Corr'd Power (dBm)	Power Limit (dBm)	Power Margin (dB)
Low	5500	15.45	14.51	18.02	24.00	-5.98
Mid	5580	15.46	14.53	18.03	24.00	-5.97
High	5700	15.45	14.52	18.02	24.00	-5.98
144	5720	15.44	14.51	18.01	24.00	-5.99

PSD Results

Channel	Frequency (MHz)	Chain 0 Meas PSD (dBm/ 1MHz)	Chain 1 Meas PSD (dBm/ 1MHz)	Total Corr'd PSD (dBm/ 1MHz)	PSD Limit (dBm/ 1MHz)	PSD Margin (dB)
Low	5500	6.500	6.178	9.69	11.00	-1.31
Mid	5580	6.399	6.007	9.56	11.00	-1.44
High	5700	6.609	6.264	9.79	11.00	-1.21
144	5720	6.602	6.377	9.84	11.00	-1.16

UL VERIFICATION SERVICES INC.
47173 Benicia Street, Fremont, CA 94538; USA TEL:(510) 771-1000 FAX:(510) 661-0888
This report shall not be reproduced except in full, without the written approval of UL Verification Services Inc.

LOW CHANNEL

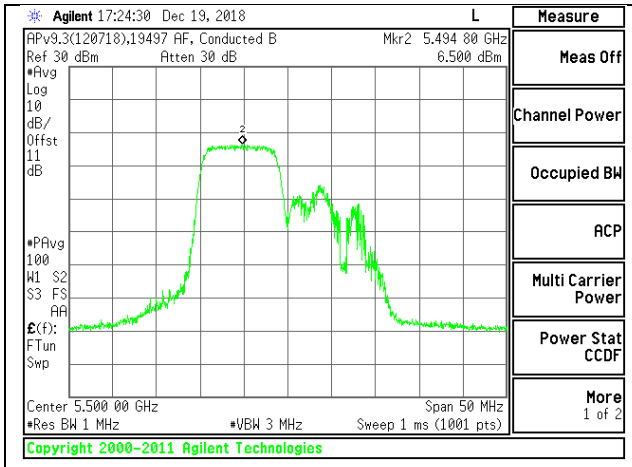

LOW CHANNEL CHAIN 0

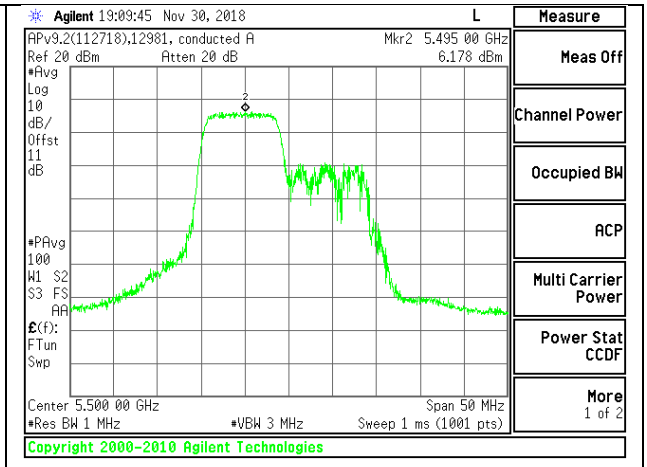

LOW CHANNEL CHAIN 1

MID CHANNEL

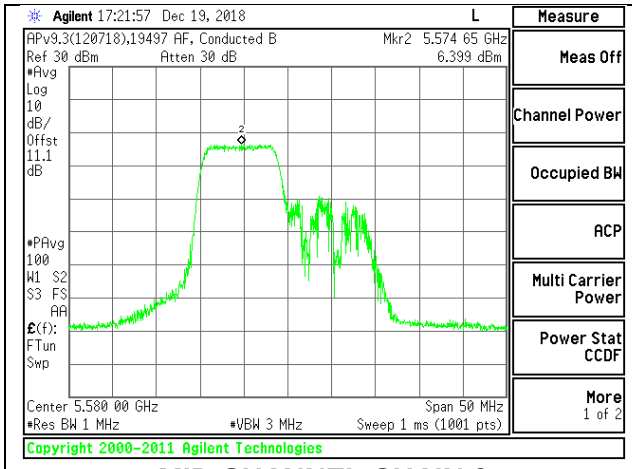

MID CHANNEL CHAIN 0

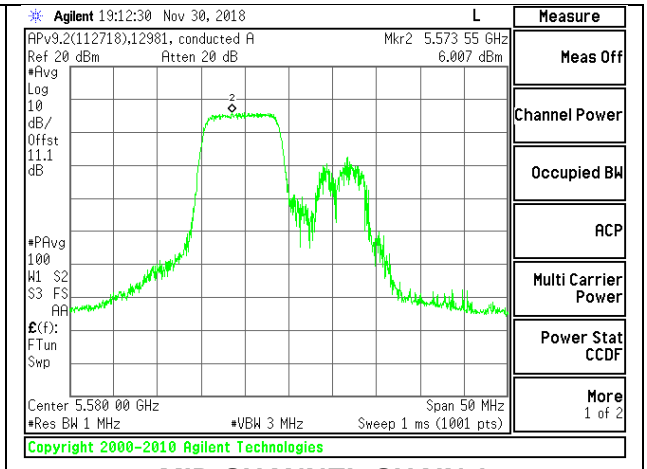

MID CHANNEL CHAIN 1

HIGH CHANNEL

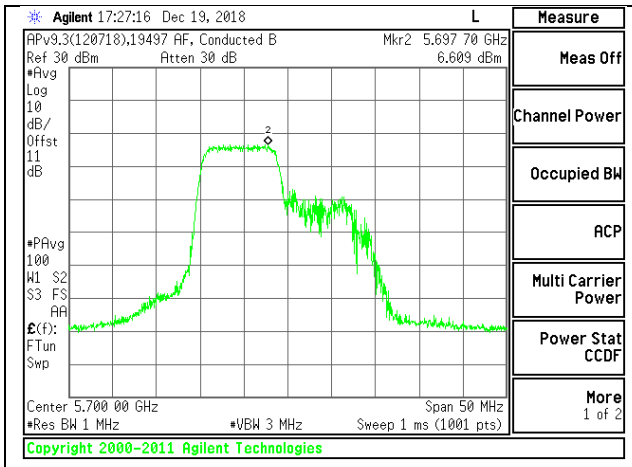

HIGH CHANNEL CHAIN 0

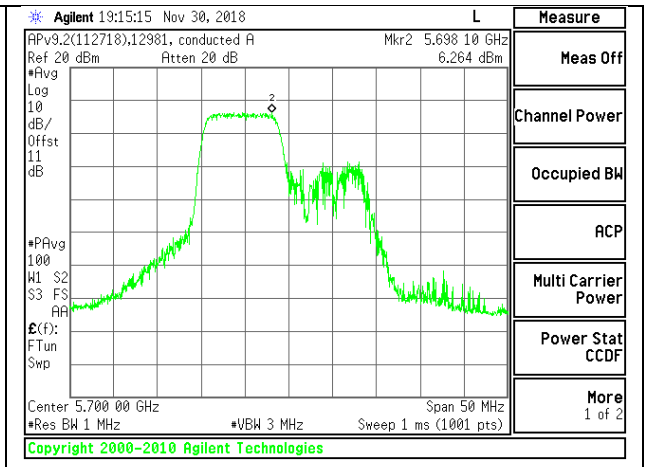

HIGH CHANNEL CHAIN 1

UL VERIFICATION SERVICES INC.
47173 Benicia Street, Fremont, CA 94538; USA TEL:(510) 771-1000 FAX:(510) 661-0888
This report shall not be reproduced except in full, without the written approval of UL Verification Services Inc.

CHANNEL 144

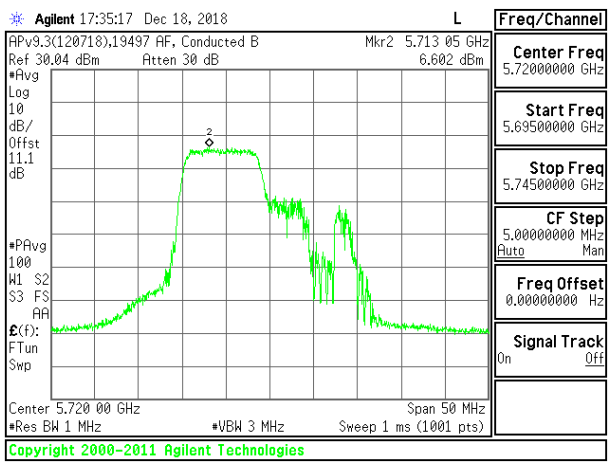

CHANNEL 144 CHAIN 0

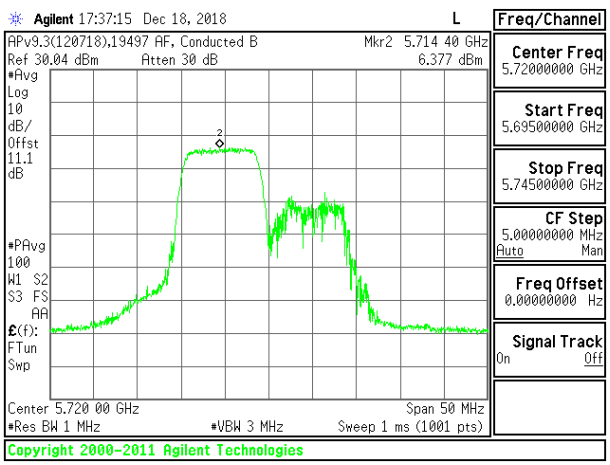

CHANNEL 144 CHAIN 1

UL VERIFICATION SERVICES INC.
47173 Benicia Street, Fremont, CA 94538; USA TEL:(510) 771-1000 FAX:(510) 661-0888
This report shall not be reproduced except in full, without the written approval of UL Verification Services Inc.

2TX Antenna 1 + Antenna 2 OFDMA MODE – 106-Tones, RU Index 54

	(MHz)	26 dB BW (MHz)	Gain for Power (dBi)	Gain for PSD (dBi)	Limit (dBm)	Limit (dBm/ 1MHz)
Low	5500	20.55	-2.30	0.71	24.00	11.00
Mid	5580	20.40	-2.30	0.71	24.00	11.00
High	5700	20.50	-2.30	0.71	24.00	11.00
144	5720	20.45	-2.30	0.71	24.00	11.00

Duty Cycle CF (dB)	0.34	**Included in Calculations of Corr'd PSD**

Output Power Results

Channel	Frequency (MHz)	Chain 0 Meas Power (dBm)	Chain 1 Meas Power (dBm)	Total Corr'd Power (dBm)	Power Limit (dBm)	Power Margin (dB)
Low	5500	15.45	14.52	18.02	24.00	-5.98
Mid	5580	15.45	14.5	18.01	24.00	-5.99
High	5700	15.47	14.49	18.02	24.00	-5.98
144	5720	15.45	14.49	18.01	24.00	-5.99

PSD Results

Channel	Frequency (MHz)	Chain 0 Meas PSD (dBm/ 1MHz)	Chain 1 Meas PSD (dBm/ 1MHz)	Total Corr'd PSD (dBm/ 1MHz)	PSD Limit (dBm/ 1MHz)	PSD Margin (dB)
Low	5500	6.429	6.109	9.62	11.00	-1.38
Mid	5580	6.524	6.119	9.68	11.00	-1.32
High	5700	6.522	6.051	9.64	11.00	-1.36
144	5720	6.532	6.406	9.82	11.00	-1.18

UL VERIFICATION SERVICES INC.
47173 Benicia Street, Fremont, CA 94538; USA TEL:(510) 771-1000 FAX:(510) 661-0888
This report shall not be reproduced except in full, without the written approval of UL Verification Services Inc.

LOW CHANNEL

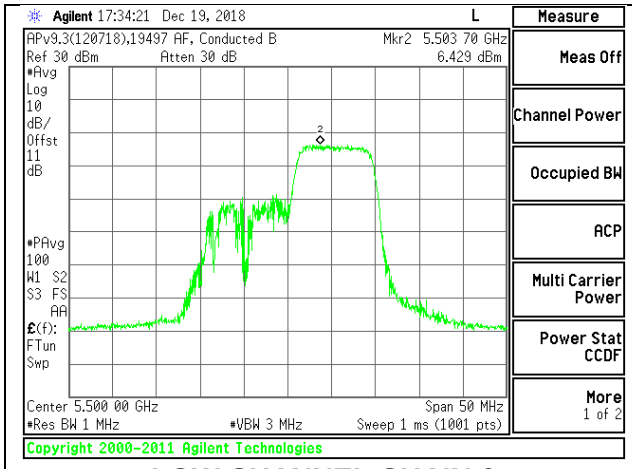

LOW CHANNEL CHAIN 0

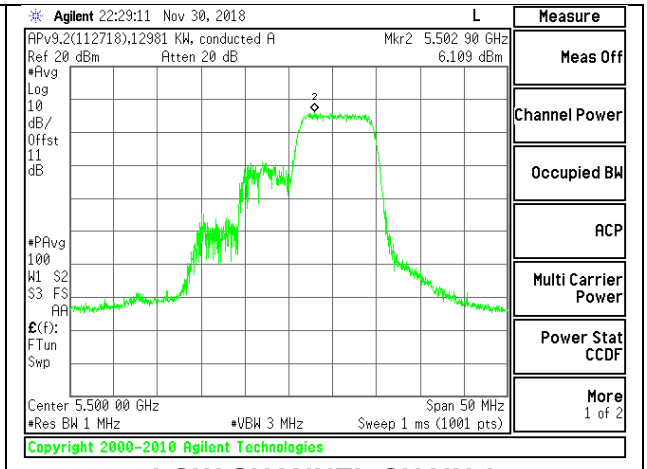

LOW CHANNEL CHAIN 1

MID CHANNEL

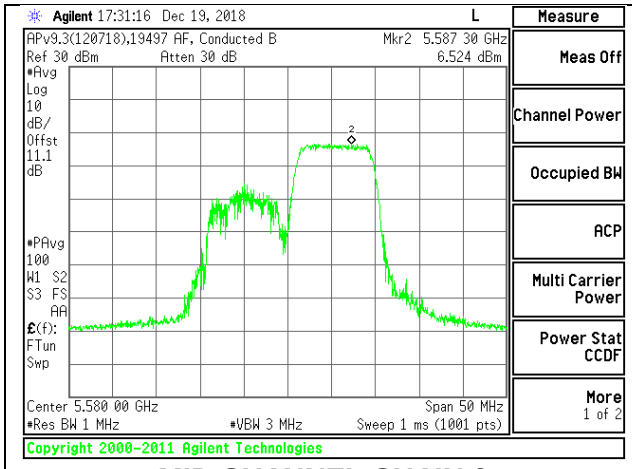

MID CHANNEL CHAIN 0

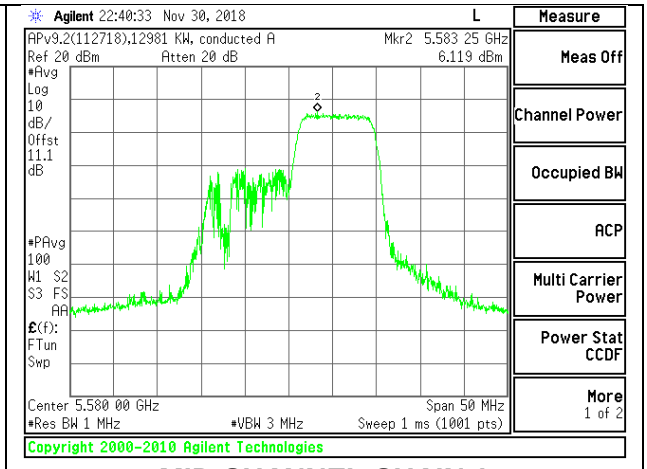

MID CHANNEL CHAIN 1

HIGH CHANNEL

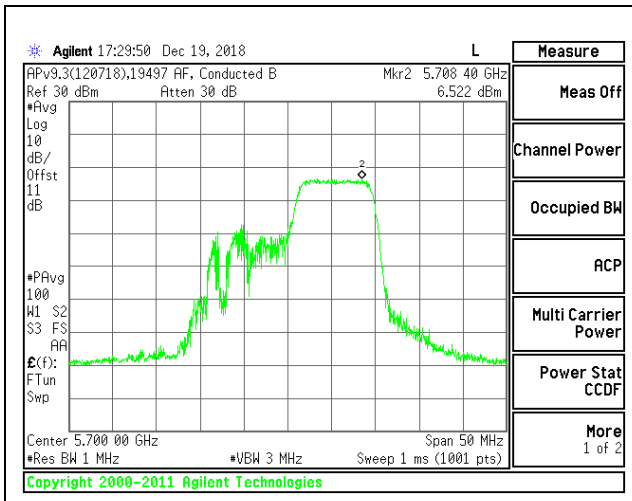

HIGH CHANNEL CHAIN 0

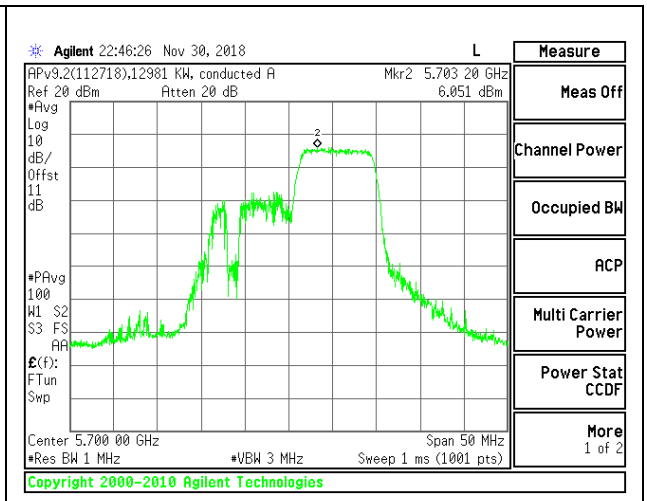

HIGH CHANNEL CHAIN 1

UL VERIFICATION SERVICES INC.
47173 Benicia Street, Fremont, CA 94538; USA TEL:(510) 771-1000 FAX:(510) 661-0888
This report shall not be reproduced except in full, without the written approval of UL Verification Services Inc.

CHANNEL 144

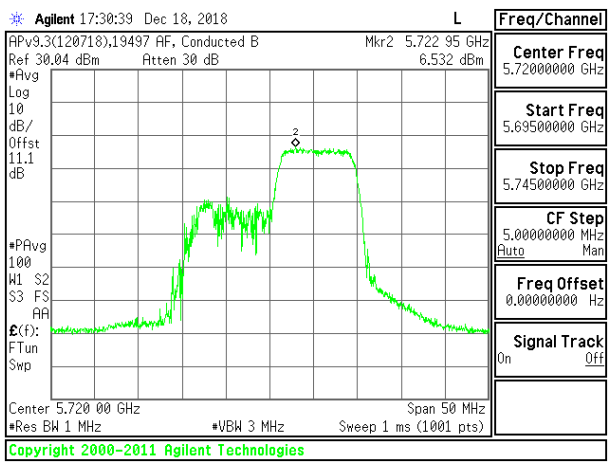

CHANNEL 144 CHAIN 0

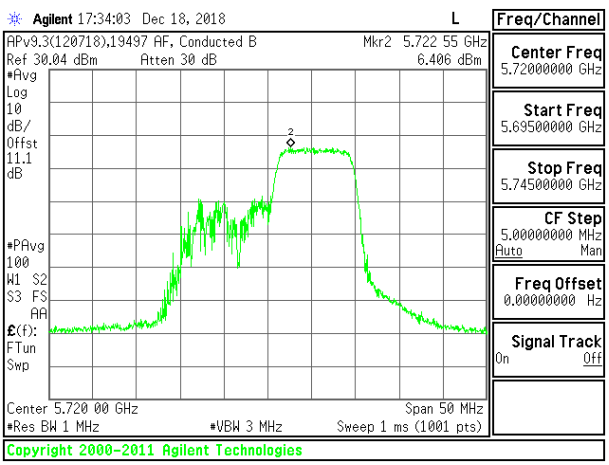

CHANNEL 144 CHAIN 1

UL VERIFICATION SERVICES INC.
47173 Benicia Street, Fremont, CA 94538; USA TEL:(510) 771-1000 FAX:(510) 661-0888
This report shall not be reproduced except in full, without the written approval of UL Verification Services Inc.

2TX Antenna 1 + Antenna 2 OFDMA MODE – 52-Tones, RU Index 37

Bandwidth, Antenna Gain, and Limits

Channel	Frequency (MHz)	Min 26 dB BW (MHz)	Directional Gain for Power (dBi)	Directional Gain for PSD (dBi)	Power Limit (dBm)	PSD Limit (dBm/ 1MHz)
Low	5500	20.20	-2.30	0.71	24.00	11.00
Mid	5580	20.25	-2.30	0.71	24.00	11.00
High	5700	20.10	-2.30	0.71	24.00	11.00
144	5720	20.25	-2.30	0.71	24.00	11.00

Duty Cycle CF (dB)	0.17	Included in Calculations of Corr'd PSD

Output Power Results

Channel	Frequency (MHz)	Chain 0 Meas Power (dBm)	Chain 1 Meas Power (dBm)	Total Corr'd Power (dBm)	Power Limit (dBm)	Power Margin (dB)
Low	5500	11.93	11	14.50	24.00	-9.50
Mid	5580	11.94	11	14.51	24.00	-9.49
High	5700	11.95	11	14.51	24.00	-9.49
144	5720	11.93	10.99	14.50	24.00	-9.50

PSD Results

Channel	Frequency (MHz)	Chain 0 Meas PSD (dBm/ 1MHz)	Chain 1 Meas PSD (dBm/ 1MHz)	Total Corr'd PSD (dBm/ 1MHz)	PSD Limit (dBm/ 1MHz)	PSD Margin (dB)
Low	5500	7.464	7	10.42	11.00	-0.58
Mid	5580	7.146	7.174	10.34	11.00	-0.66
High	5700	7.066	7.355	10.39	11.00	-0.61
144	5720	6.469	6.271	9.55	11.00	-1.45

UL VERIFICATION SERVICES INC.
47173 Benicia Street, Fremont, CA 94538; USA TEL:(510) 771-1000 FAX:(510) 661-0888
This report shall not be reproduced except in full, without the written approval of UL Verification Services Inc.

LOW CHANNEL

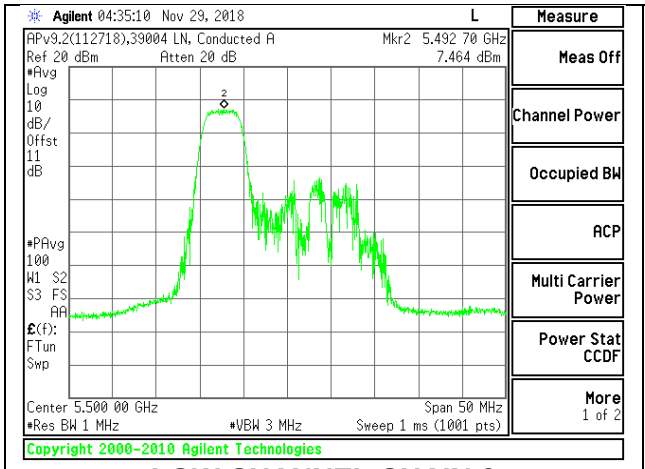

LOW CHANNEL CHAIN 0

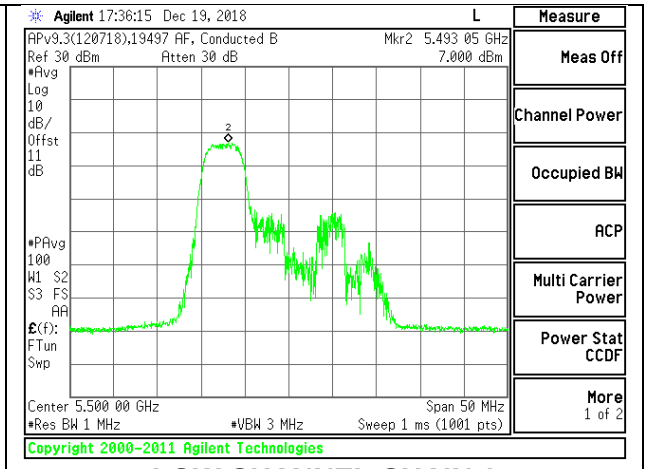

LOW CHANNEL CHAIN 1

MID CHANNEL

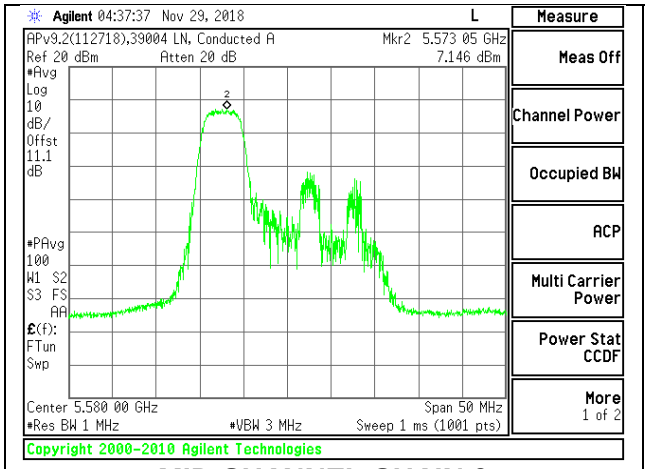

MID CHANNEL CHAIN 0

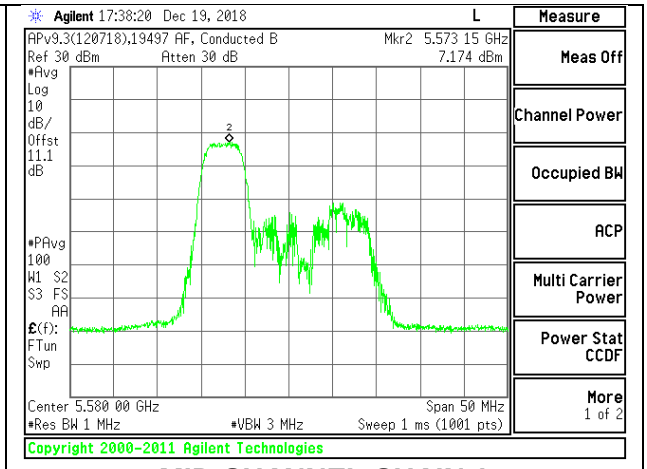

MID CHANNEL CHAIN 1

HIGH CHANNEL

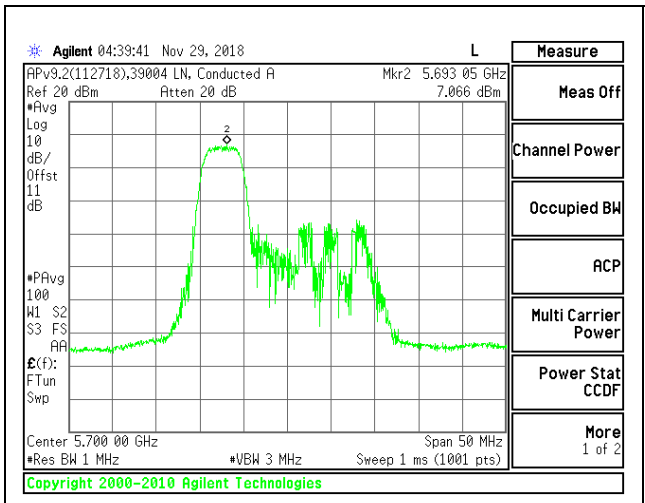

HIGH CHANNEL CHAIN 0

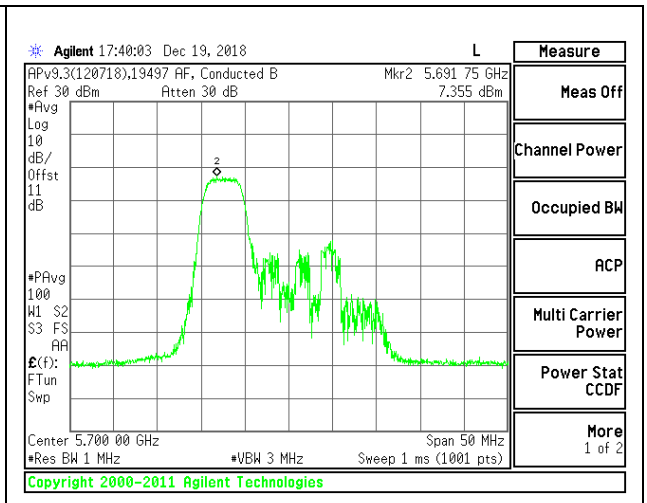

HIGH CHANNEL CHAIN 1

UL VERIFICATION SERVICES INC.
47173 Benicia Street, Fremont, CA 94538; USA TEL:(510) 771-1000 FAX:(510) 661-0888
This report shall not be reproduced except in full, without the written approval of UL Verification Services Inc.

CHANNEL 144

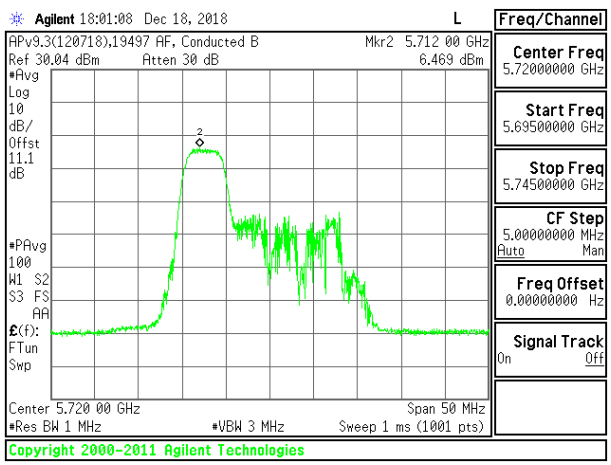

CHANNEL 144 CHAIN 0

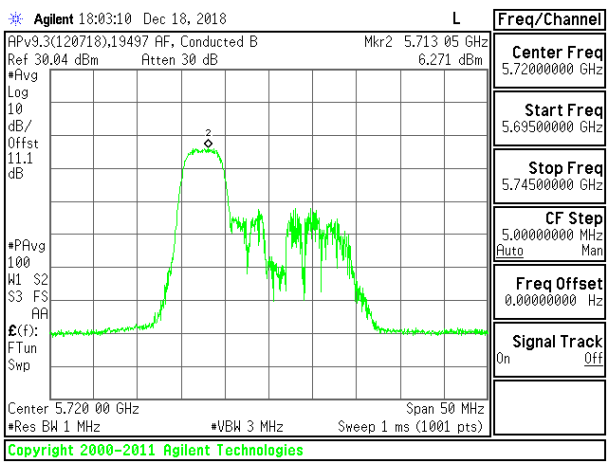

CHANNEL 144 CHAIN 1

UL VERIFICATION SERVICES INC.
47173 Benicia Street, Fremont, CA 94538; USA TEL:(510) 771-1000 FAX:(510) 661-0888
This report shall not be reproduced except in full, without the written approval of UL Verification Services Inc.

2TX Antenna 1 + Antenna 2 OFDMA MODE – 52-Tones, RU Index 38

Bandwidth, Antenna Gain, and Limits

Channel	Frequency (MHz)	Min 26 dB BW (MHz)	Directional Gain for Power (dBi)	Directional Gain for PSD (dBi)	Power Limit (dBm)	PSD Limit (dBm/ 1MHz)
Low	5500	19.10	-2.30	0.71	23.81	11.00
Mid	5580	19.00	-2.30	0.71	23.79	11.00
High	5700	19.15	-2.30	0.71	23.82	11.00
144	5720	18.90	-2.30	0.71	23.76	11.00

Duty Cycle CF (dB)	0.17	Included in Calculations of Corr'd PSD

Output Power Results

Channel	Frequency (MHz)	Chain 0 Meas Power (dBm)	Chain 1 Meas Power (dBm)	Total Corr'd Power (dBm)	Power Limit (dBm)	Power Margin (dB)
Low	5500	11.95	10.99	14.51	23.81	-9.30
Mid	5580	11.92	10.98	14.49	23.79	-9.30
High	5700	11.94	10.99	14.50	23.82	-9.32
144	5720	11.95	10.99	14.51	23.76	-9.26

PSD Results

Channel	Frequency (MHz)	Chain 0 Meas PSD (dBm/ 1MHz)	Chain 1 Meas PSD (dBm/ 1MHz)	Total Corr'd PSD (dBm/ 1MHz)	PSD Limit (dBm/ 1MHz)	PSD Margin (dB)
Low	5500	7.121	6.928	10.21	11.00	-0.79
Mid	5580	7.297	7.214	10.44	11.00	-0.56
High	5700	6.79	7.148	10.15	11.00	-0.85
144	5720	6.368	6.502	9.62	11.00	-1.38

UL VERIFICATION SERVICES INC.
47173 Benicia Street, Fremont, CA 94538; USA TEL:(510) 771-1000 FAX:(510) 661-0888
This report shall not be reproduced except in full, without the written approval of UL Verification Services Inc.

LOW CHANNEL

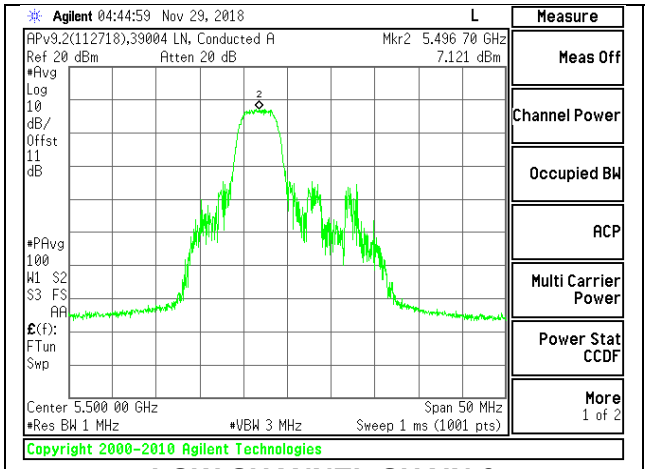

LOW CHANNEL CHAIN 0

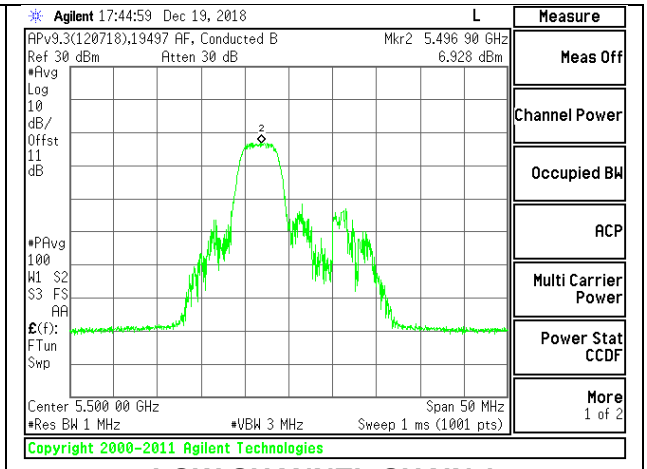

LOW CHANNEL CHAIN 1

MID CHANNEL

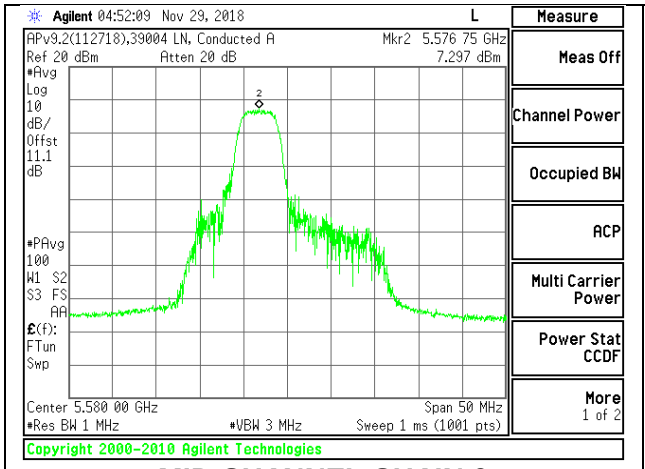

MID CHANNEL CHAIN 0

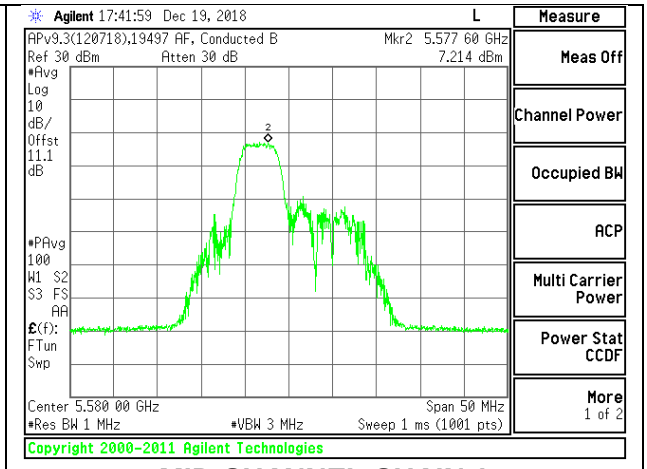

MID CHANNEL CHAIN 1

HIGH CHANNEL

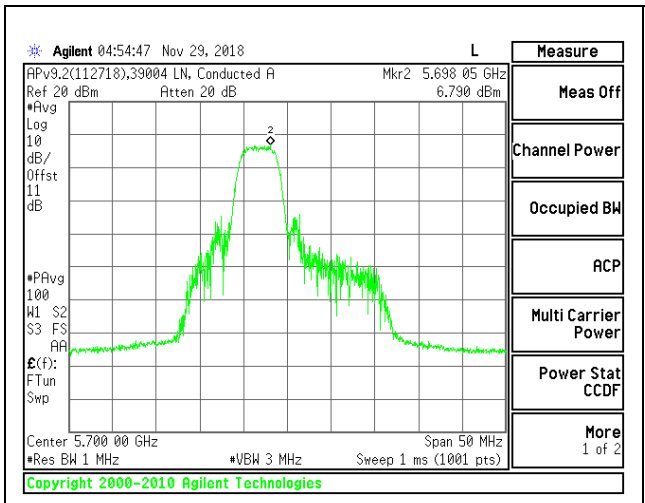

HIGH CHANNEL CHAIN 0

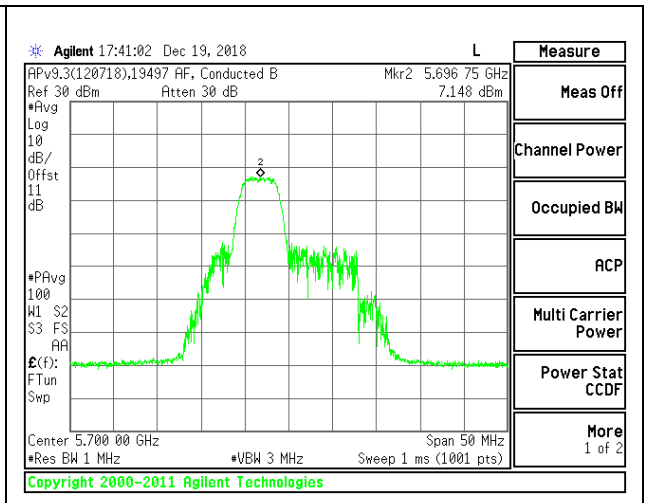

HIGH CHANNEL CHAIN 1

UL VERIFICATION SERVICES INC.
47173 Benicia Street, Fremont, CA 94538; USA TEL:(510) 771-1000 FAX:(510) 661-0888
This report shall not be reproduced except in full, without the written approval of UL Verification Services Inc.

CHANNEL 144

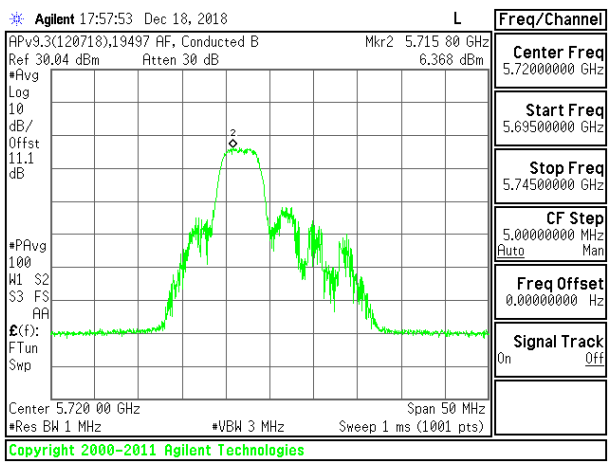

CHANNEL 144 CHAIN 0

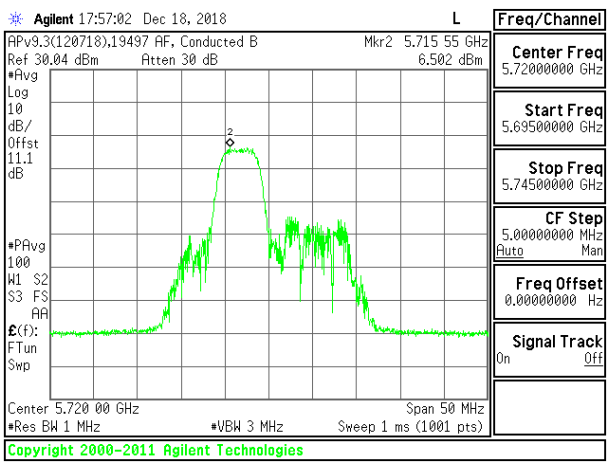

CHANNEL 144 CHAIN 1

UL VERIFICATION SERVICES INC.
47173 Benicia Street, Fremont, CA 94538; USA TEL:(510) 771-1000 FAX:(510) 661-0888
This report shall not be reproduced except in full, without the written approval of UL Verification Services Inc.

2TX Antenna 1 + Antenna 2 OFDMA MODE – 52-Tones, RU Index 40

Bandwidth, Antenna Gain, and Limits

Channel	Frequency (MHz)	Min 26 dB BW (MHz)	Directional Gain for Power (dBi)	Directional Gain for PSD (dBi)	Power Limit (dBm)	PSD Limit (dBm/ 1MHz)
Low	5500	20.40	-2.30	0.71	24.00	11.00
Mid	5580	20.45	-2.30	0.71	24.00	11.00
High	5700	20.35	-2.30	0.71	24.00	11.00
144	5720	20.50	-2.30	0.71	24.00	11.00

Duty Cycle CF (dB)	0.17	**Included in Calculations of Corr'd PSD**

Output Power Results

Channel	Frequency (MHz)	Chain 0 Meas Power (dBm)	Chain 1 Meas Power (dBm)	Total Corr'd Power (dBm)	Power Limit (dBm)	Power Margin (dB)
Low	5500	11.96	11.00	14.52	24.00	-9.48
Mid	5580	11.94	10.99	14.50	24.00	-9.50
High	5700	11.95	10.99	14.51	24.00	-9.49
144	5720	11.95	10.99	14.51	24.00	-9.49

PSD Results

Channel	Frequency (MHz)	Chain 0 Meas PSD (dBm/ 1MHz)	Chain 1 Meas PSD (dBm/ 1MHz)	Total Corr'd PSD (dBm/ 1MHz)	PSD Limit (dBm/ 1MHz)	PSD Margin (dB)
Low	5500	7.113	6.925	10.20	11.00	-0.80
Mid	5580	6.813	7.198	10.19	11.00	-0.81
High	5700	6.800	6.986	10.07	11.00	-0.93
144	5720	6.420	6.234	9.51	11.00	-1.49

UL VERIFICATION SERVICES INC.
47173 Benicia Street, Fremont, CA 94538; USA TEL:(510) 771-1000 FAX:(510) 661-0888
This report shall not be reproduced except in full, without the written approval of UL Verification Services Inc.

LOW CHANNEL

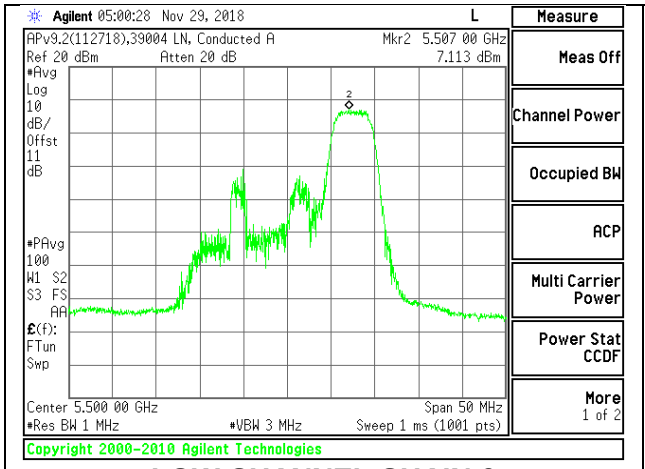

LOW CHANNEL CHAIN 0

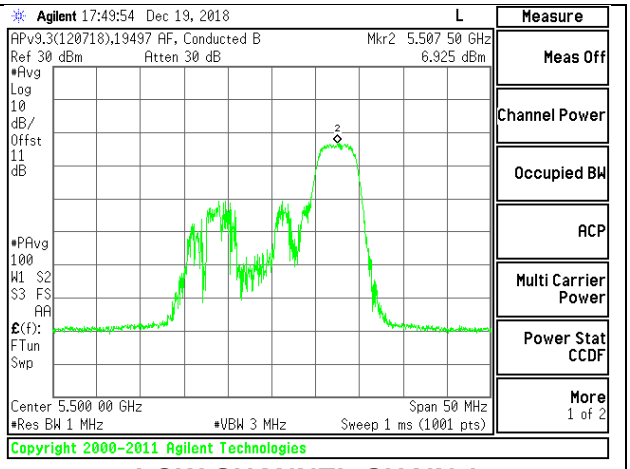

LOW CHANNEL CHAIN 1

MID CHANNEL

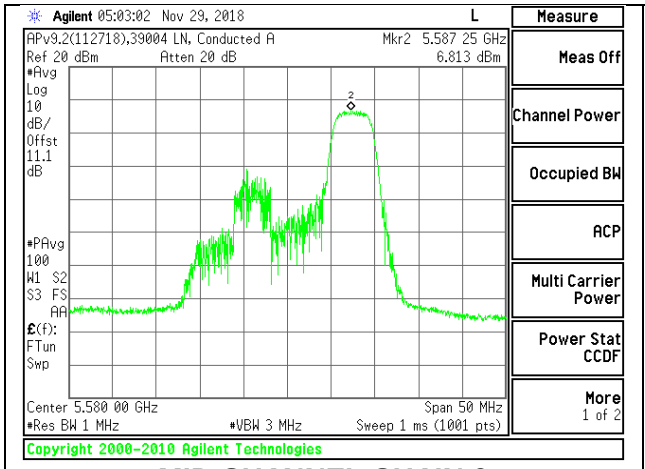

MID CHANNEL CHAIN 0

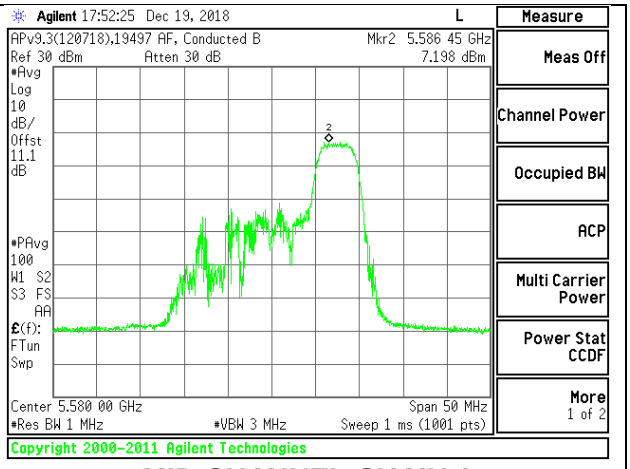

MID CHANNEL CHAIN 1

HIGH CHANNEL

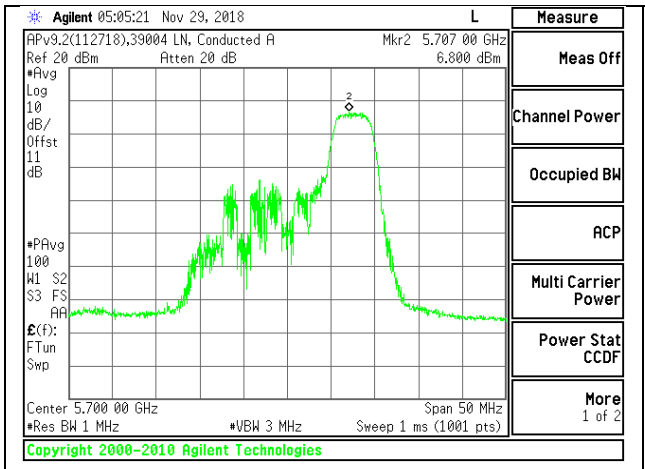

HIGH CHANNEL CHAIN 0

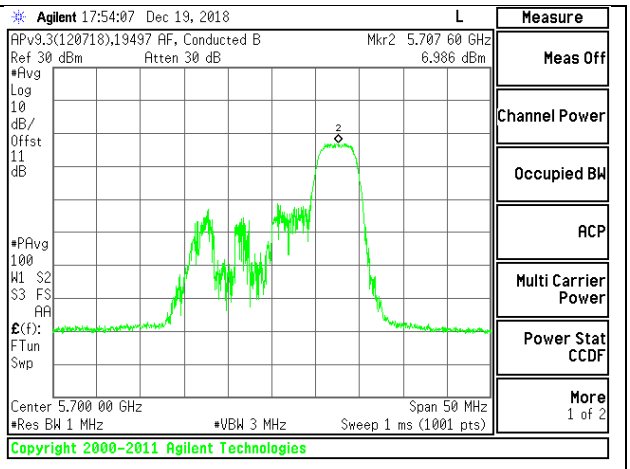

HIGH CHANNEL CHAIN 1

UL VERIFICATION SERVICES INC.
47173 Benicia Street, Fremont, CA 94538; USA TEL:(510) 771-1000 FAX:(510) 661-0888
This report shall not be reproduced except in full, without the written approval of UL Verification Services Inc.

CHANNEL 144

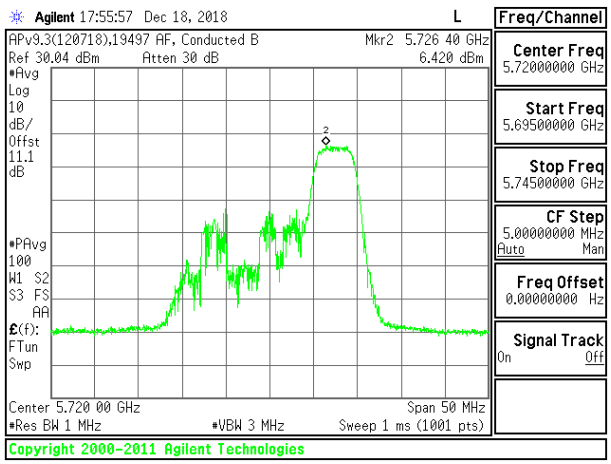

CHANNEL 144 CHAIN 0

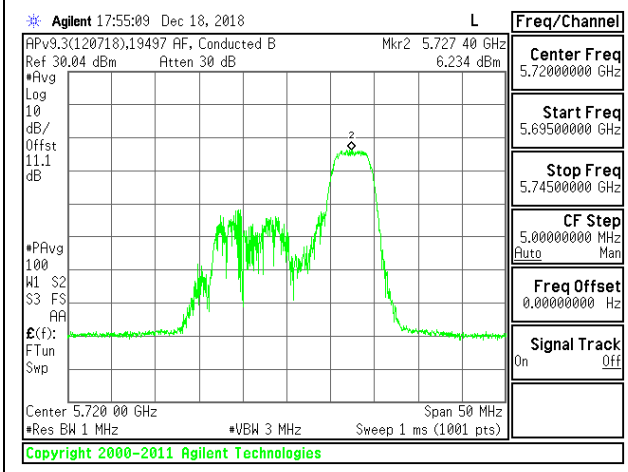

CHANNEL 144 CHAIN 1

UL VERIFICATION SERVICES INC.
47173 Benicia Street, Fremont, CA 94538; USA TEL:(510) 771-1000 FAX:(510) 661-0888
This report shall not be reproduced except in full, without the written approval of UL Verification Services Inc.

2TX Antenna 1 + Antenna 2 OFDMA MODE – 26-Tones, RU Index 0

Bandwidth, Antenna Gain, and Limits

Channel	Frequency (MHz)	Min 26 dB BW (MHz)	Directional Gain for Power (dBi)	Directional Gain for PSD (dBi)	Power Limit (dBm)	PSD Limit (dBm/ 1MHz)
Low	5500	20.00	-2.30	0.71	24.00	11.00
Mid	5580	19.80	-2.30	0.71	23.97	11.00
High	5700	19.95	-2.30	0.71	24.00	11.00
144	5720	19.90	-2.30	0.71	23.99	11.00

Duty Cycle CF (dB)	0.10	Included in Calculations of Corr'd PSD

Output Power Results

Channel	Frequency (MHz)	Chain 0 Meas Power (dBm)	Chain 1 Meas Power (dBm)	Total Corr'd Power (dBm)	Power Limit (dBm)	Power Margin (dB)
Low	5500	9.94	8.92	12.47	24.00	-11.53
Mid	5580	9.94	8.93	12.47	23.97	-11.49
High	5700	9.95	8.99	12.51	24.00	-11.49
144	5720	9.95	8.92	12.48	23.99	-11.51

PSD Results

Channel	Frequency (MHz)	Chain 0 Meas PSD (dBm/ 1MHz)	Chain 1 Meas PSD (dBm/ 1MHz)	Total Corr'd PSD (dBm/ 1MHz)	PSD Limit (dBm/ 1MHz)	PSD Margin (dB)
Low	5500	7.284	6.473	10.01	11.00	-0.99
Mid	5580	7.181	6.638	10.03	11.00	-0.97
High	5700	7.257	6.895	10.19	11.00	-0.81
144	5720	6.779	6.641	9.82	11.00	-1.18

UL VERIFICATION SERVICES INC.
47173 Benicia Street, Fremont, CA 94538; USA TEL:(510) 771-1000 FAX:(510) 661-0888
This report shall not be reproduced except in full, without the written approval of UL Verification Services Inc.

LOW CHANNEL

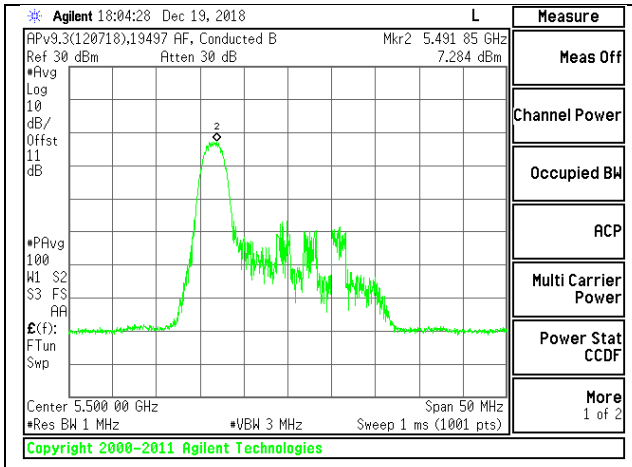

LOW CHANNEL CHAIN 0

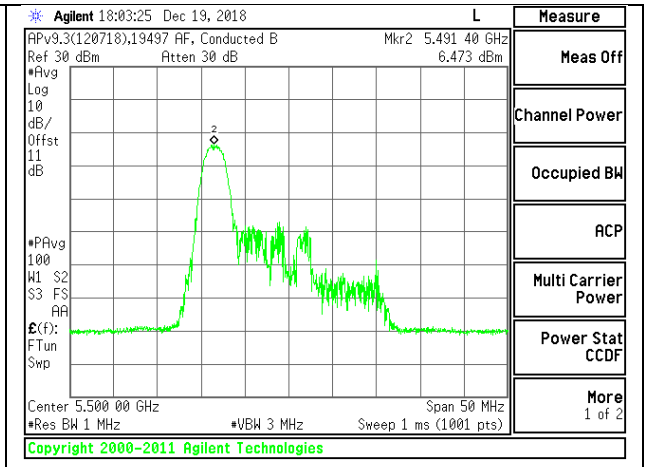

LOW CHANNEL CHAIN 1

MID CHANNEL

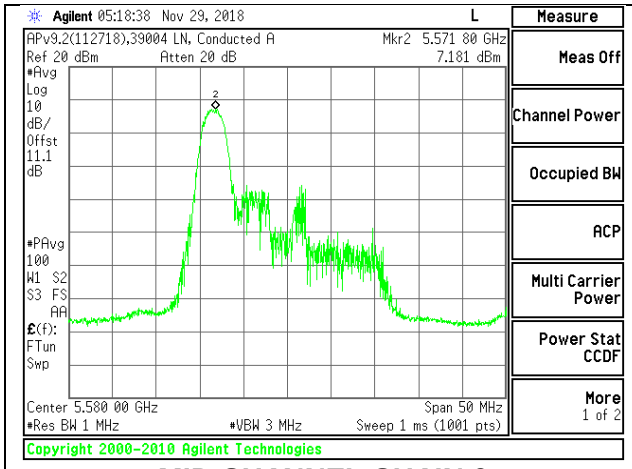

MID CHANNEL CHAIN 0

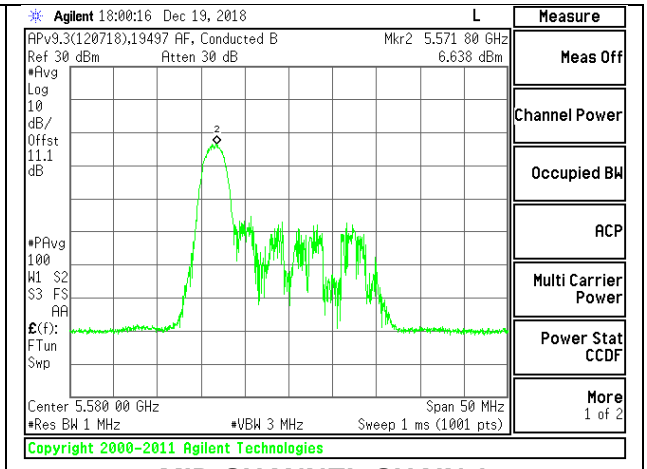

MID CHANNEL CHAIN 1

HIGH CHANNEL

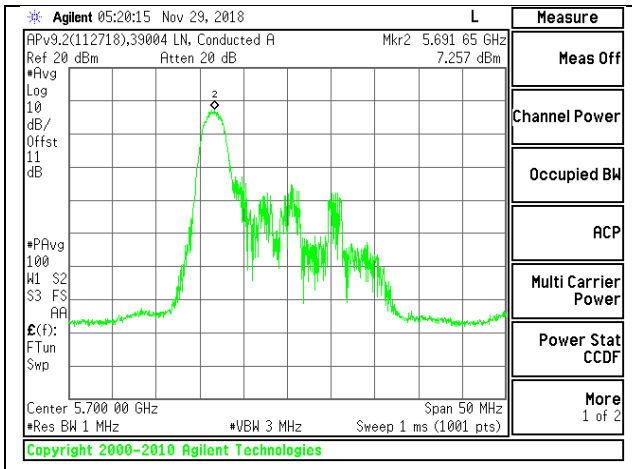

HIGH CHANNEL CHAIN 0

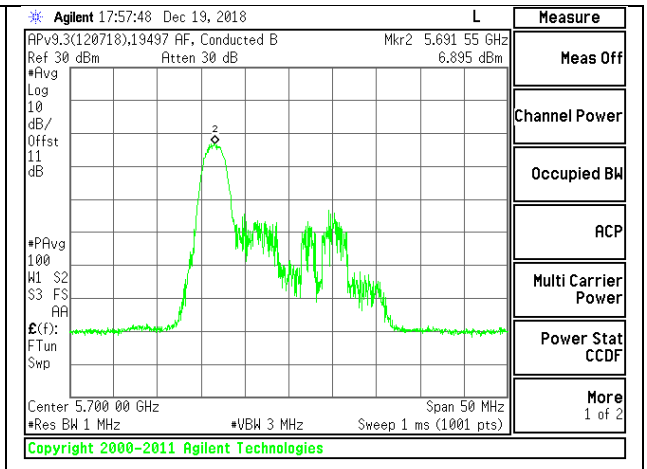

HIGH CHANNEL CHAIN 1

UL VERIFICATION SERVICES INC.
47173 Benicia Street, Fremont, CA 94538; USA TEL:(510) 771-1000 FAX:(510) 661-0888
This report shall not be reproduced except in full, without the written approval of UL Verification Services Inc.

CHANNEL 144

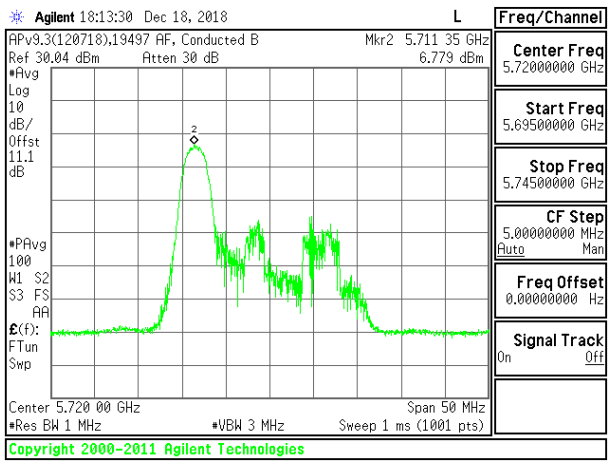

CHANNEL 144 CHAIN 0

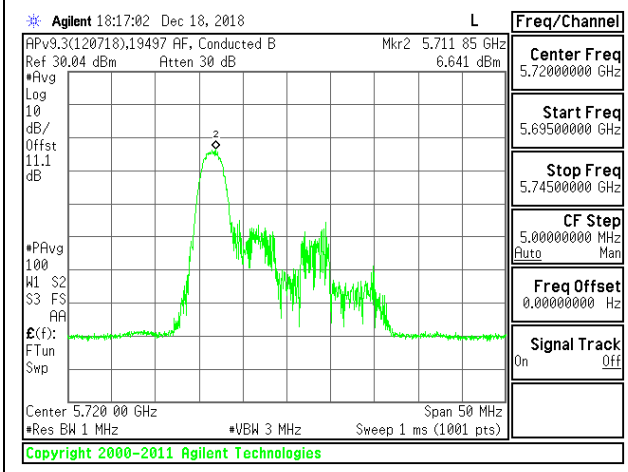

CHANNEL 144 CHAIN 1

UL VERIFICATION SERVICES INC.
47173 Benicia Street, Fremont, CA 94538; USA TEL:(510) 771-1000 FAX:(510) 661-0888
This report shall not be reproduced except in full, without the written approval of UL Verification Services Inc.

2TX Antenna 1 + Antenna 2 OFDMA MODE – 26-Tones, RU Index 4

Bandwidth, Antenna Gain, and Limits

Channel	Frequency (MHz)	Min 26 dB BW (MHz)	Directional Gain for Power (dBi)	Directional Gain for PSD (dBi)	Power Limit (dBm)	PSD Limit (dBm/ 1MHz)
Low	5500	18.30	-2.30	0.71	23.62	11.00
Mid	5580	18.40	-2.30	0.71	23.65	11.00
High	5700	18.45	-2.30	0.71	23.66	11.00
144	5720	18.45	-2.30	0.71	23.66	11.00

Duty Cycle CF (dB)	0.10	Included in Calculations of Corr'd PSD

Output Power Results

Channel	Frequency (MHz)	Chain 0 Meas Power (dBm)	Chain 1 Meas Power (dBm)	Total Corr'd Power (dBm)	Power Limit (dBm)	Power Margin (dB)
Low	5500	10.95	9.99	13.51	23.62	-10.12
Mid	5580	10.95	9.99	13.51	23.65	-10.14
High	5700	10.95	9.99	13.51	23.66	-10.15
144	5720	10.95	9.99	13.51	23.66	-10.15

PSD Results

Channel	Frequency (MHz)	Chain 0 Meas PSD (dBm/ 1MHz)	Chain 1 Meas PSD (dBm/ 1MHz)	Total Corr'd PSD (dBm/ 1MHz)	PSD Limit (dBm/ 1MHz)	PSD Margin (dB)
Low	5500	7.49	6.973	10.35	11.00	-0.65
Mid	5580	7.464	7.209	10.45	11.00	-0.55
High	5700	7.117	7.262	10.30	11.00	-0.70
144	5720	6.909	6.896	10.01	11.00	-0.99

UL VERIFICATION SERVICES INC.
47173 Benicia Street, Fremont, CA 94538; USA TEL:(510) 771-1000 FAX:(510) 661-0888
This report shall not be reproduced except in full, without the written approval of UL Verification Services Inc.

LOW CHANNEL

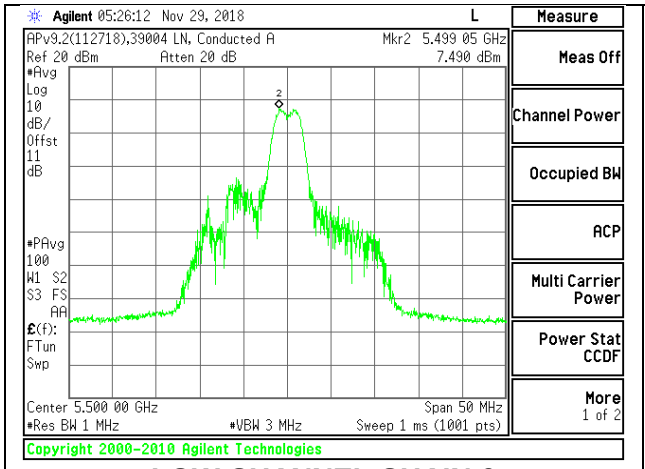

LOW CHANNEL CHAIN 0

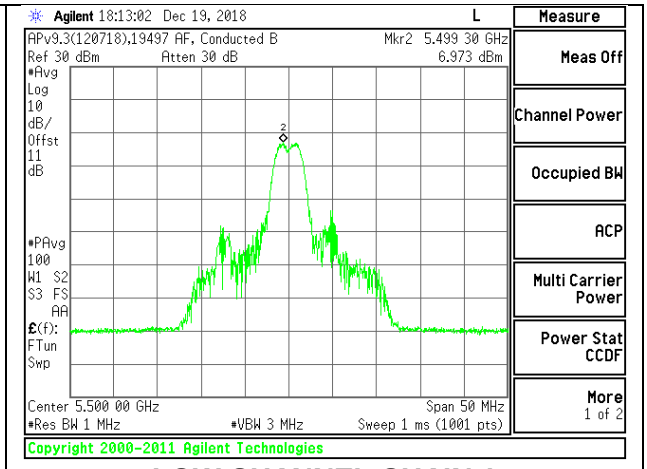

LOW CHANNEL CHAIN 1

MID CHANNEL

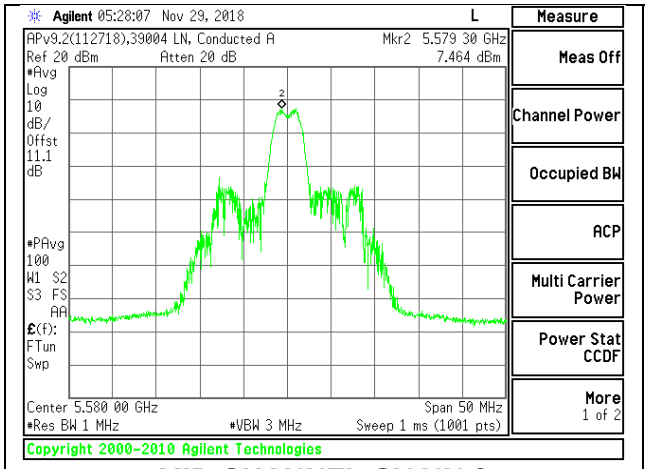

MID CHANNEL CHAIN 0

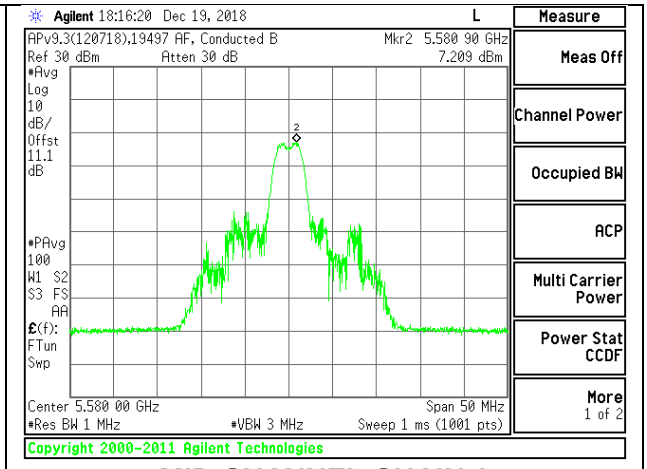

MID CHANNEL CHAIN 1

HIGH CHANNEL

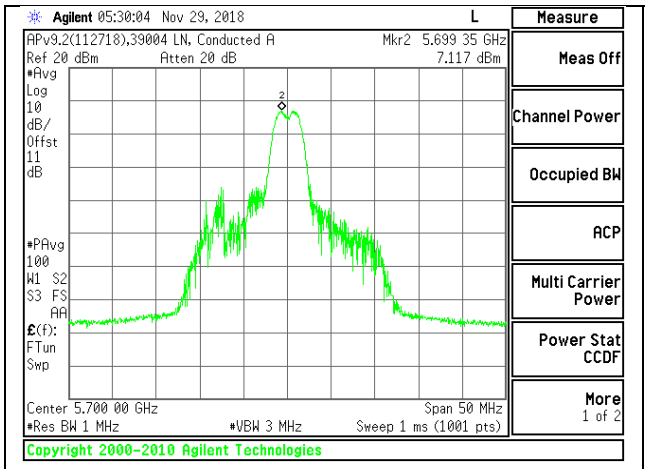

HIGH CHANNEL CHAIN 0

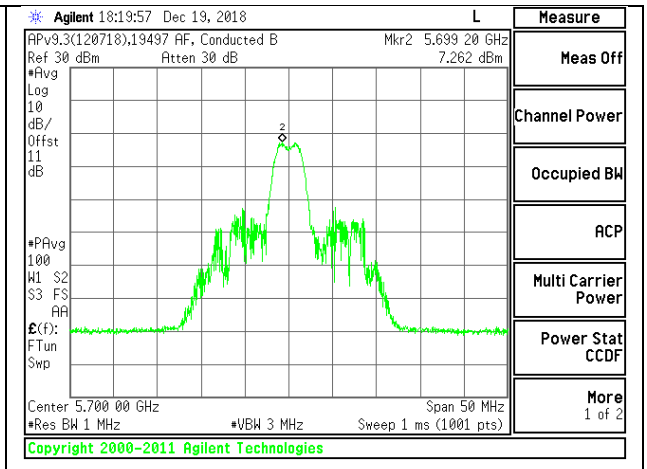

HIGH CHANNEL CHAIN 1

UL VERIFICATION SERVICES INC.
47173 Benicia Street, Fremont, CA 94538; USA TEL:(510) 771-1000 FAX:(510) 661-0888
This report shall not be reproduced except in full, without the written approval of UL Verification Services Inc.

CHANNEL 144

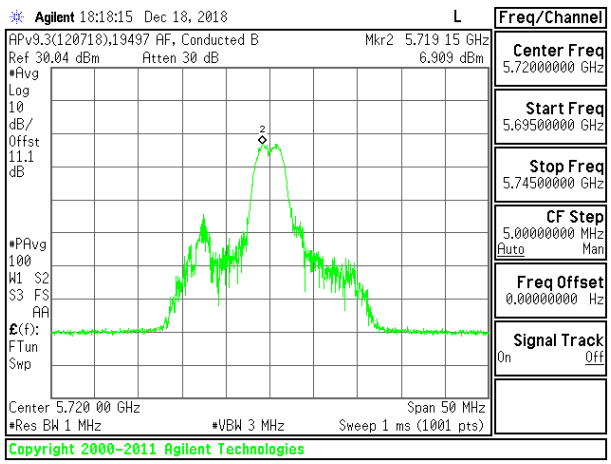

CHANNEL 144 CHAIN 0

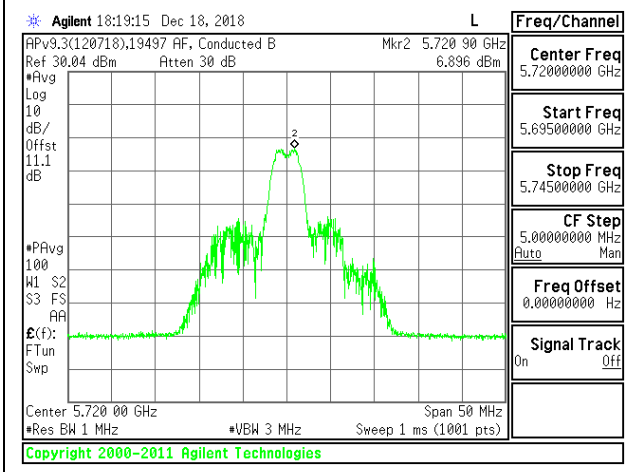

CHANNEL 144 CHAIN 1

UL VERIFICATION SERVICES INC.
47173 Benicia Street, Fremont, CA 94538; USA TEL:(510) 771-1000 FAX:(510) 661-0888

This report shall not be reproduced except in full, without the written approval of UL Verification Services Inc.

2TX Antenna 1 + Antenna 2 OFDMA MODE – 26-Tones, RU Index 8

Bandwidth, Antenna Gain, and Limits

Channel	Frequency (MHz)	Min 26 dB BW (MHz)	Directional Gain for Power (dBi)	Directional Gain for PSD (dBi)	Power Limit (dBm)	PSD Limit (dBm/ 1MHz)
Low	5500	19.95	-2.30	0.71	24.00	11.00
Mid	5580	20.15	-2.30	0.71	24.00	11.00
High	5700	20.20	-2.30	0.71	24.00	11.00
144	5720	20.05	-2.30	0.71	24.00	11.00

Duty Cycle CF (dB)	0.10	**Included in Calculations of Corr'd PSD**

Output Power Results

Channel	Frequency (MHz)	Chain 0 Meas Power (dBm)	Chain 1 Meas Power (dBm)	Total Corr'd Power (dBm)	Power Limit (dBm)	Power Margin (dB)
Low	5500	9.96	8.85	12.45	24.00	-11.55
Mid	5580	9.95	8.87	12.45	24.00	-11.55
High	5700	9.95	8.84	12.44	24.00	-11.56
144	5720	9.95	8.86	12.45	24.00	-11.55

PSD Results

Channel	Frequency (MHz)	Chain 0 Meas PSD (dBm/ 1MHz)	Chain 1 Meas PSD (dBm/ 1MHz)	Total Corr'd PSD (dBm/ 1MHz)	PSD Limit (dBm/ 1MHz)	PSD Margin (dB)
Low	5500	7.254	6.927	10.20	11.00	-0.80
Mid	5580	7.268	7.186	10.34	11.00	-0.66
High	5700	7.454	7.336	10.51	11.00	-0.49
144	5720	6.662	6.204	9.55	11.00	-1.45

UL VERIFICATION SERVICES INC.
47173 Benicia Street, Fremont, CA 94538; USA TEL:(510) 771-1000 FAX:(510) 661-0888
This report shall not be reproduced except in full, without the written approval of UL Verification Services Inc.

LOW CHANNEL

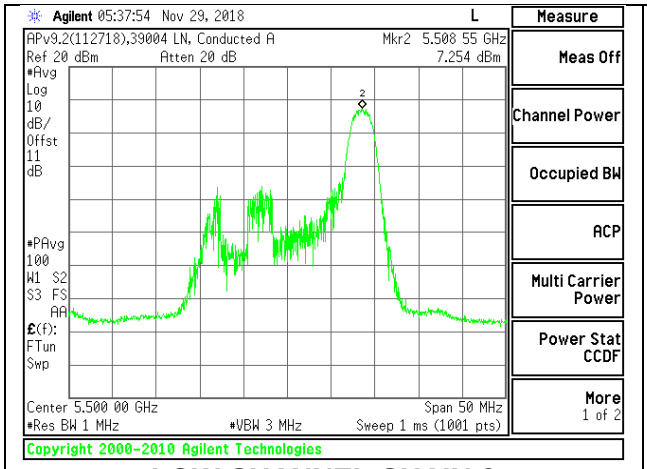

LOW CHANNEL CHAIN 0

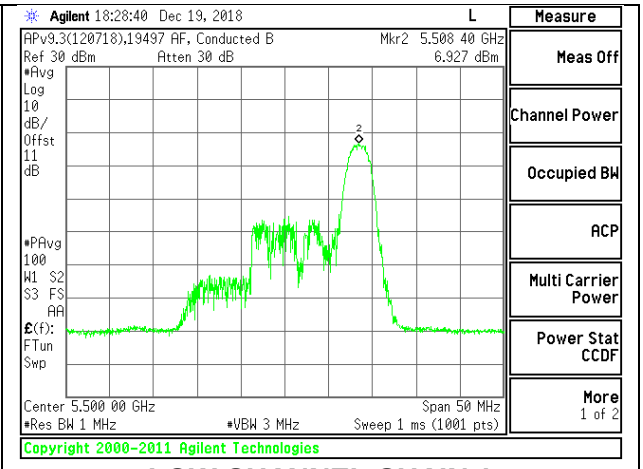

LOW CHANNEL CHAIN 1

MID CHANNEL

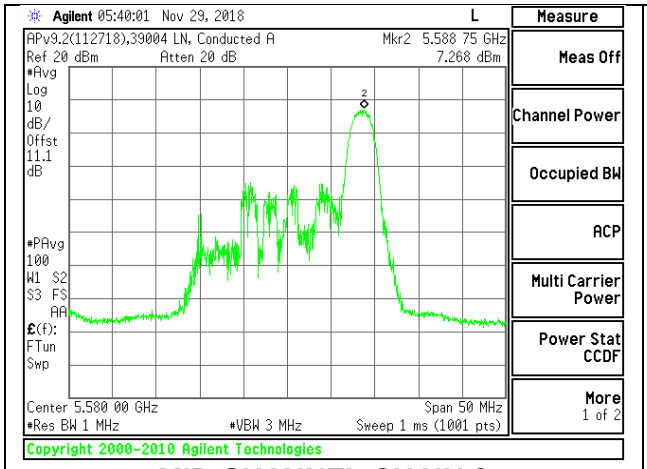

MID CHANNEL CHAIN 0

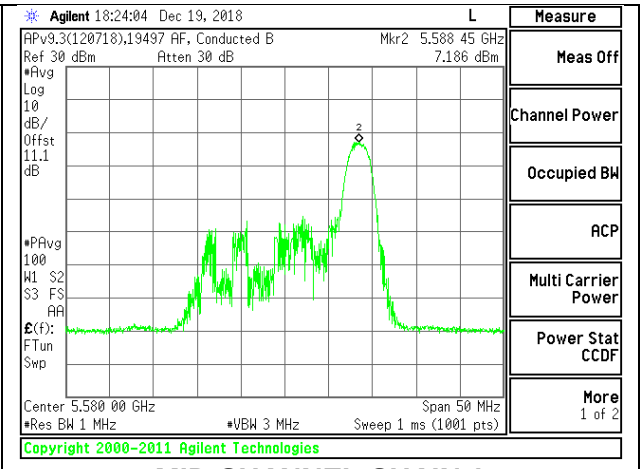

MID CHANNEL CHAIN 1

HIGH CHANNEL

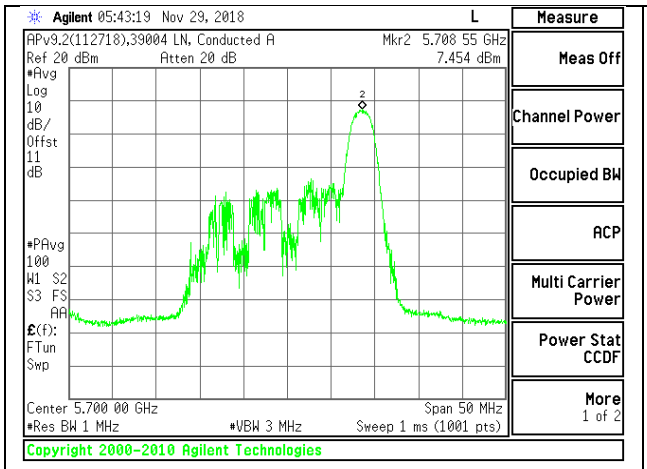

HIGH CHANNEL CHAIN 0

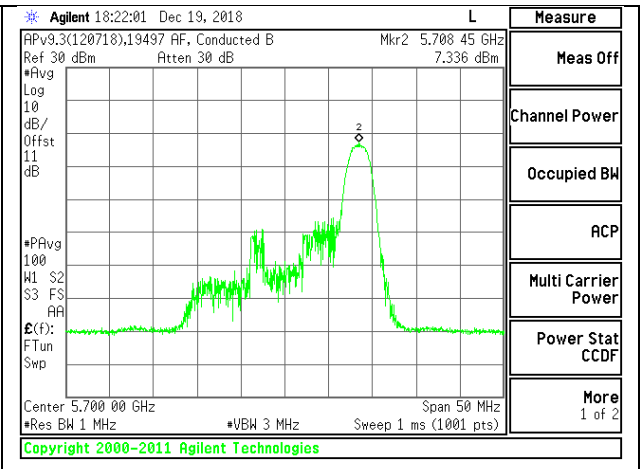

HIGH CHANNEL CHAIN 1

UL VERIFICATION SERVICES INC.
47173 Benicia Street, Fremont, CA 94538; USA TEL:(510) 771-1000 FAX:(510) 661-0888
This report shall not be reproduced except in full, without the written approval of UL Verification Services Inc.

CHANNEL 144

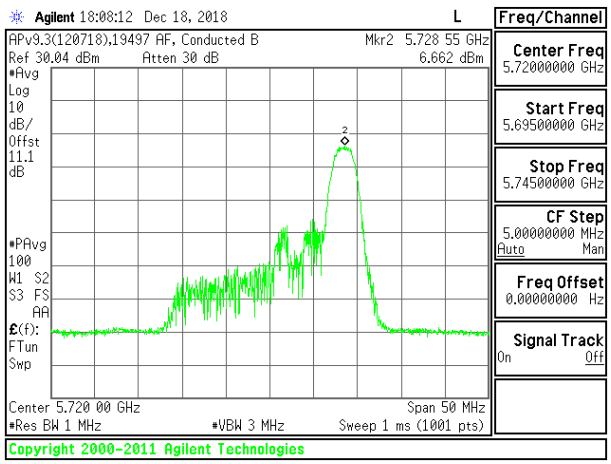

CHANNEL 144 CHAIN 0

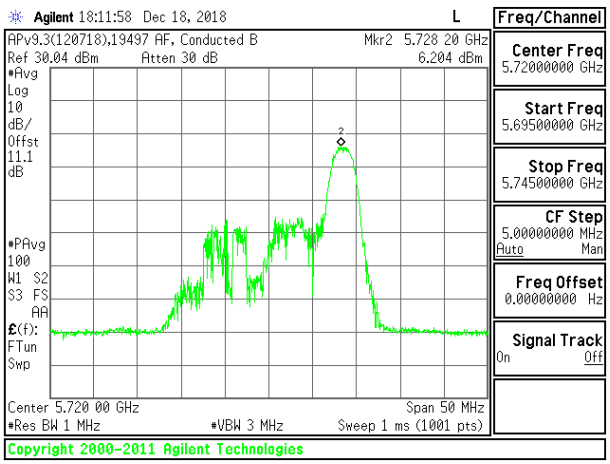

CHANNEL 144 CHAIN 1

UL VERIFICATION SERVICES INC.
47173 Benicia Street, Fremont, CA 94538; USA TEL:(510) 771-1000 FAX:(510) 661-0888
This report shall not be reproduced except in full, without the written approval of UL Verification Services Inc.

9.5.20. 802.11ax HE40 MODE IN THE 5.6 GHz BAND

2TX Antenna 1 + Antenna 2 OFDMA MODE – 484-Tones, RU Index 65

Bandwidth, Antenna Gain, and Limits

Channel	Frequency (MHz)	Min 26 dB BW (MHz)	Directional Gain for Power (dBi)	Directional Gain for PSD (dBi)	Power Limit (dBm)	PSD Limit (dBm/ 1MHz)
Low	5510	41.70	-2.30	0.71	24.00	11.00
Mid	5550	41.00	-2.30	0.71	24.00	11.00
High	5670	41.20	-2.30	0.71	24.00	11.00
142	5710	41.30	-2.30	0.71	24.00	11.00

Duty Cycle CF (dB)	1.13	**Included in Calculations of Corr'd PSD**

Output Power Results

Channel	Frequency (MHz)	Chain 0 Meas Power (dBm)	Chain 1 Meas Power (dBm)	Total Corr'd Power (dBm)	Power Limit (dBm)	Power Margin (dB)
Low	5510	15.96	15.05	18.54	24.00	-5.46
Mid	5550	15.95	14.97	18.50	24.00	-5.50
High	5670	15.92	15.02	18.50	24.00	-5.50
142	5710	15.9	14.89	19.56	24.00	-4.44

PSD Results

Channel	Frequency (MHz)	Chain 0 Meas PSD (dBm/ 1MHz)	Chain 1 Meas PSD (dBm/ 1MHz)	Total Corr'd PSD (dBm/ 1MHz)	PSD Limit (dBm/ 1MHz)	PSD Margin (dB)
Low	5510	0.978	0.971	5.11	11.00	-5.89
Mid	5550	0.687	0.975	4.97	11.00	-6.03
High	5670	0.939	1.018	5.12	11.00	-5.88
142	5710	1.75	1.855	5.94	11.00	-5.06

UL VERIFICATION SERVICES INC.
47173 Benicia Street, Fremont, CA 94538; USA TEL:(510) 771-1000 FAX:(510) 661-0888
This report shall not be reproduced except in full, without the written approval of UL Verification Services Inc.

LOW CHANNEL

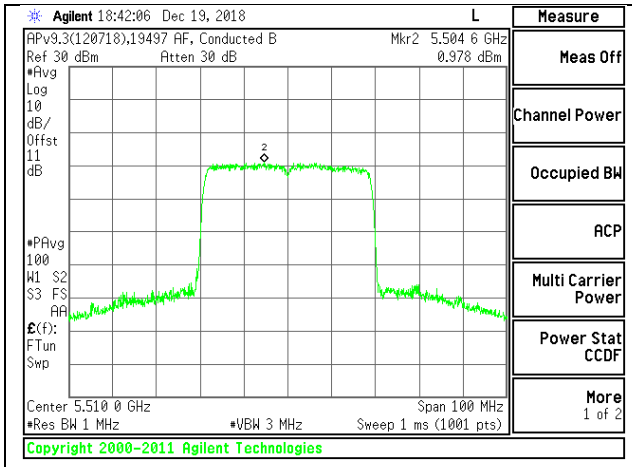

LOW CHANNEL CHAIN 0

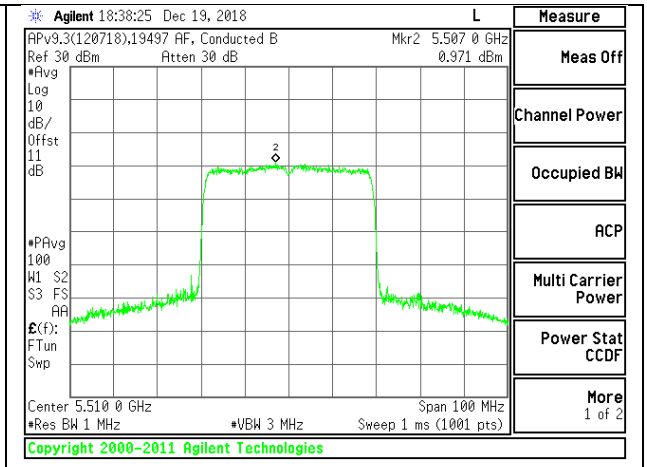

LOW CHANNEL CHAIN 1

MID CHANNEL

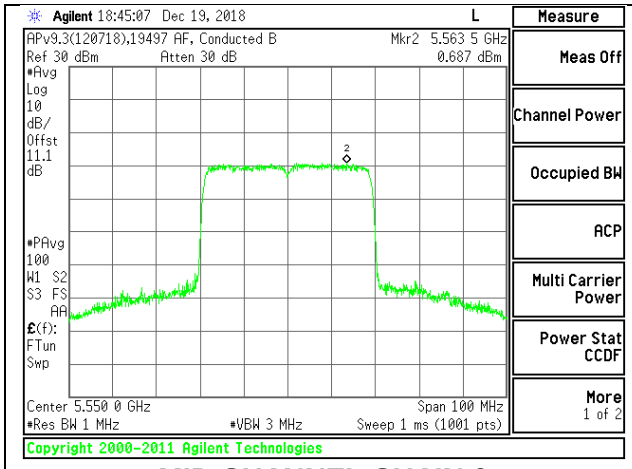

MID CHANNEL CHAIN 0

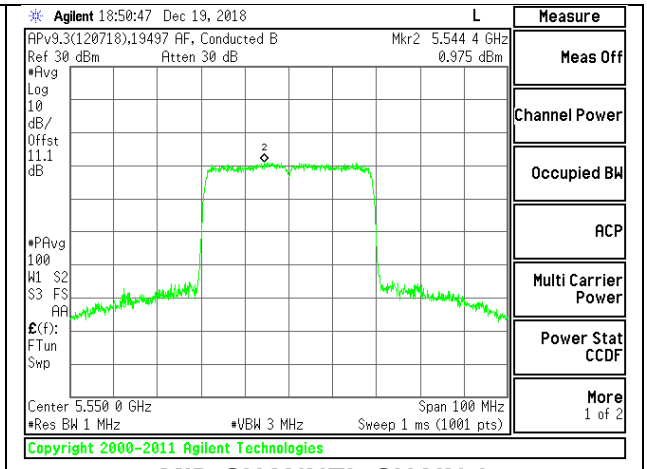

MID CHANNEL CHAIN 1

HIGH CHANNEL

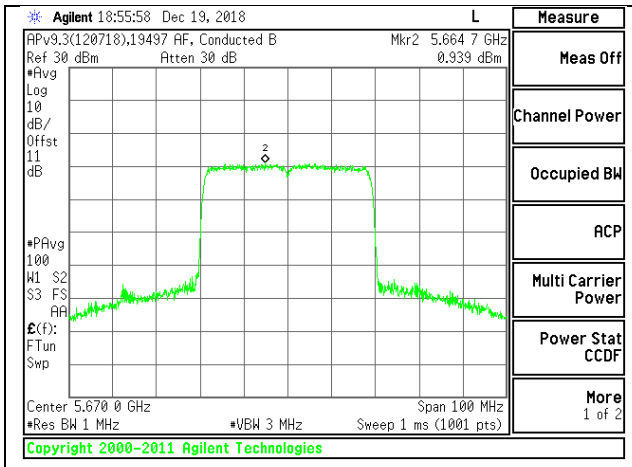

HIGH CHANNEL CHAIN 0

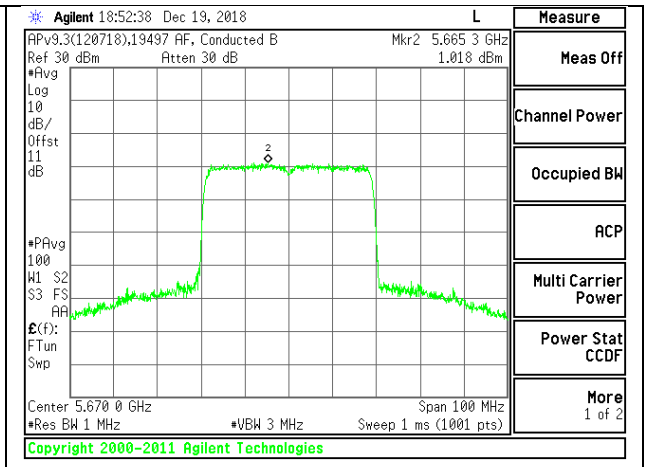

HIGH CHANNEL CHAIN 1

UL VERIFICATION SERVICES INC.
47173 Benicia Street, Fremont, CA 94538; USA TEL:(510) 771-1000 FAX:(510) 661-0888
This report shall not be reproduced except in full, without the written approval of UL Verification Services Inc.

PSD, CHANNEL 142

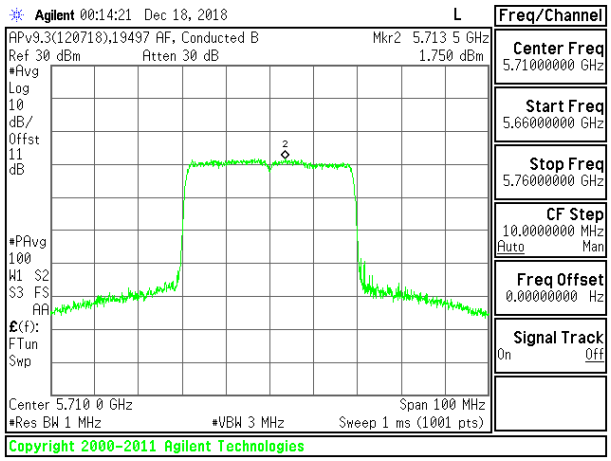

CHANNEL 142 CHAIN 0

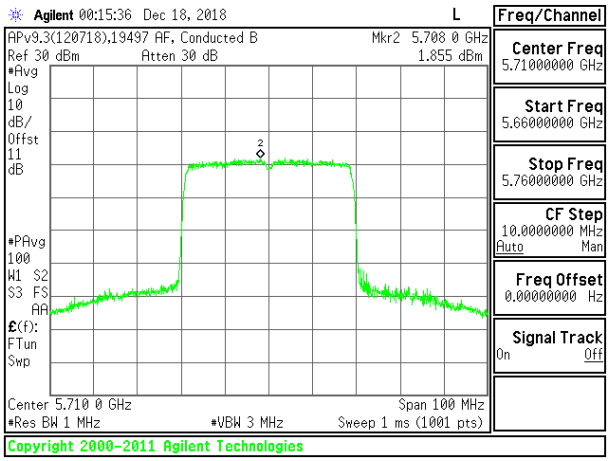

CHANNEL 142 CHAIN 1

UL VERIFICATION SERVICES INC.
47173 Benicia Street, Fremont, CA 94538; USA TEL:(510) 771-1000 FAX:(510) 661-0888
This report shall not be reproduced except in full, without the written approval of UL Verification Services Inc.

2TX Antenna 1 + Antenna 2 OFDMA MODE – 242-Tones, RU Index 61

Bandwidth, Antenna Gain, and Limits

Channel	Frequency (MHz)	Min 26 dB BW (MHz)	Directional Gain for Power (dBi)	Directional Gain for PSD (dBi)	Power Limit (dBm)	PSD Limit (dBm/ 1MHz)
Low	5510	30.60	-2.30	0.71	24.00	11.00
Mid	5550	31.80	-2.30	0.71	24.00	11.00
High	5670	33.10	-2.30	0.71	24.00	11.00
142	5710	33.10	-2.30	0.71	24.00	11.00

Duty Cycle CF (dB)	0.67	**Included in Calculations of Corr'd PSD**

Output Power Results

Channel	Frequency (MHz)	Chain 0 Meas Power (dBm)	Chain 1 Meas Power (dBm)	Total Corr'd Power (dBm)	Power Limit (dBm)	Power Margin (dB)
Low	5510	16.89	15.95	19.46	24.00	-4.54
Mid	5550	16.92	15.82	19.42	24.00	-4.58
High	5670	16.94	15.8	19.42	24.00	-4.58
142	5710	16.9	15.87	19.43	24.00	-4.57

PSD Results

Channel	Frequency (MHz)	Chain 0 Meas PSD (dBm/ 1MHz)	Chain 1 Meas PSD (dBm/ 1MHz)	Total Corr'd PSD (dBm/ 1MHz)	PSD Limit (dBm/ 1MHz)	PSD Margin (dB)
Low	5510	5.81	5.644	9.41	11.00	-1.59
Mid	5550	5.757	5.28	9.21	11.00	-1.79
High	5670	5.048	5.3	8.86	11.00	-2.14
142	5710	4.395	4.7	8.23	11.00	-2.77

UL VERIFICATION SERVICES INC.
47173 Benicia Street, Fremont, CA 94538; USA TEL:(510) 771-1000 FAX:(510) 661-0888
This report shall not be reproduced except in full, without the written approval of UL Verification Services Inc.

LOW CHANNEL

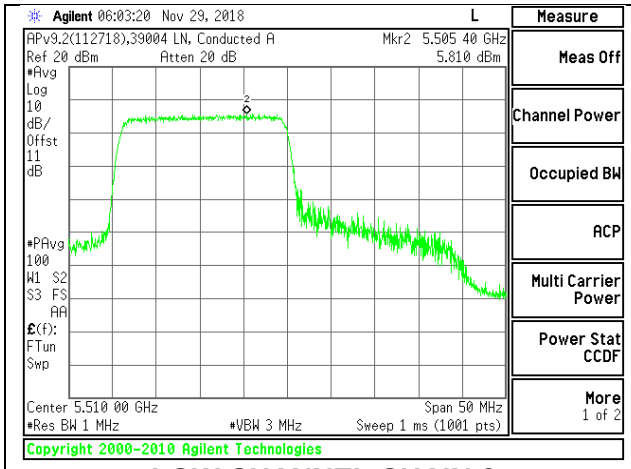

LOW CHANNEL CHAIN 0

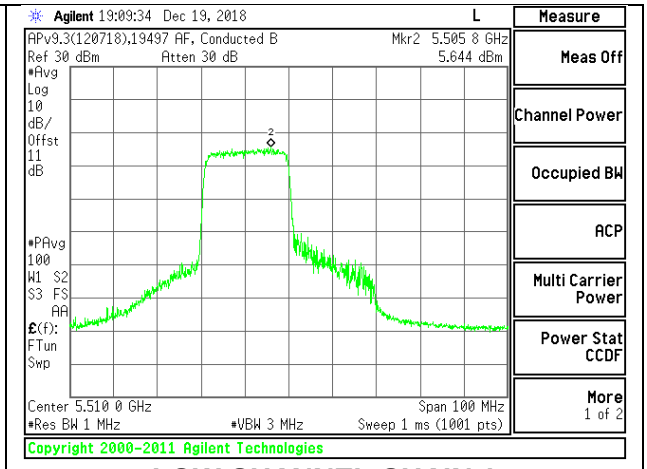

LOW CHANNEL CHAIN 1

MID CHANNEL

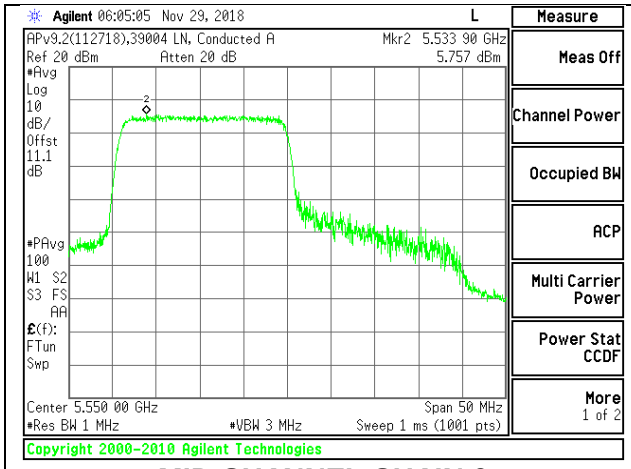

MID CHANNEL CHAIN 0

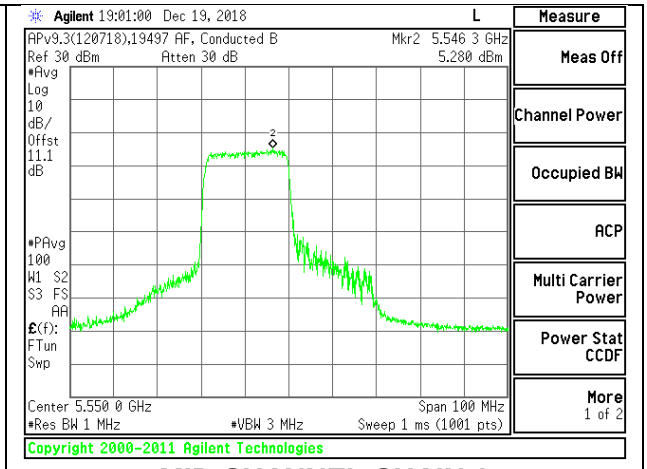

MID CHANNEL CHAIN 1

HIGH CHANNEL

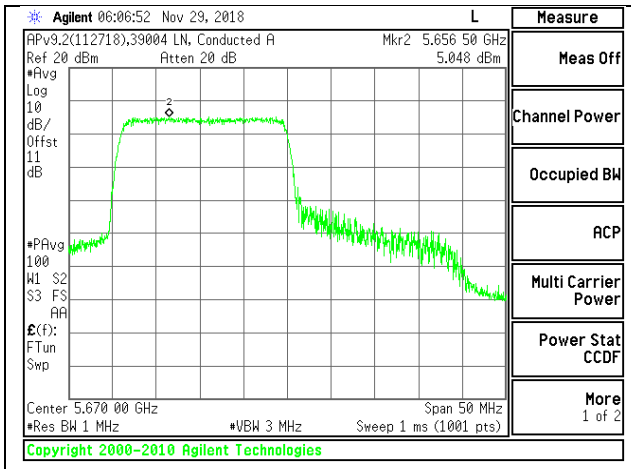

HIGH CHANNEL CHAIN 0

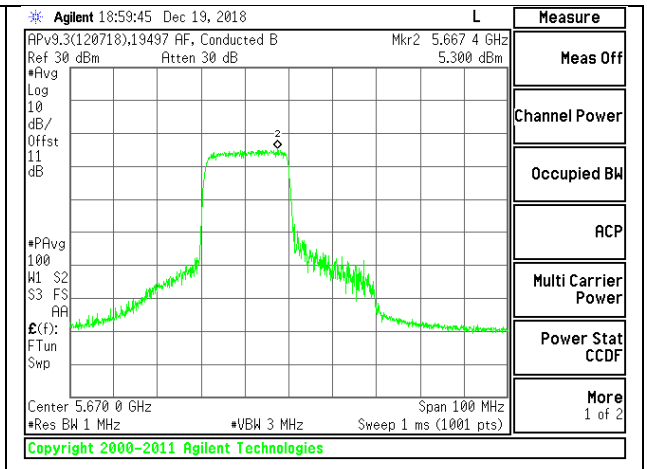

HIGH CHANNEL CHAIN 1

UL VERIFICATION SERVICES INC.
47173 Benicia Street, Fremont, CA 94538; USA TEL:(510) 771-1000 FAX:(510) 661-0888
This report shall not be reproduced except in full, without the written approval of UL Verification Services Inc.

CHANNEL 142

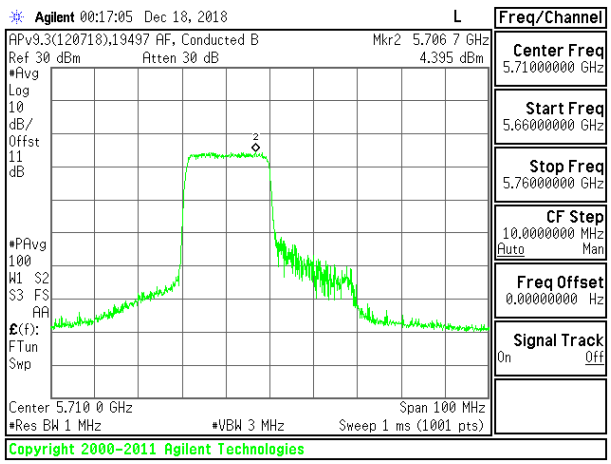

CHANNEL 142 CHAIN 0

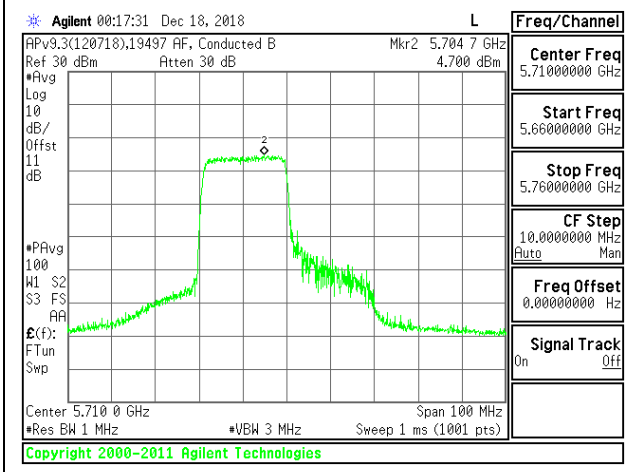

CHANNEL 142 CHAIN 1

UL VERIFICATION SERVICES INC.
47173 Benicia Street, Fremont, CA 94538; USA TEL:(510) 771-1000 FAX:(510) 661-0888
This report shall not be reproduced except in full, without the written approval of UL Verification Services Inc.

2TX Antenna 1 + Antenna 2 OFDMA MODE – 242-Tones, RU Index 62

Bandwidth, Antenna Gain, and Limits

Channel	Frequency (MHz)	Min 26 dB BW (MHz)	Directional Gain for Power (dBi)	Directional Gain for PSD (dBi)	Power Limit (dBm)	PSD Limit (dBm/ 1MHz)
Low	5510	35.80	-2.30	0.71	24.00	11.00
Mid	5550	36.20	-2.30	0.71	24.00	11.00
High	5670	34.80	-2.30	0.71	24.00	11.00
142	5710	35.60	-2.30	0.71	24.00	11.00

Duty Cycle CF (dB)	0.67	**Included in Calculations of Corr'd PSD**

Output Power Results

Channel	Frequency (MHz)	Chain 0 Meas Power (dBm)	Chain 1 Meas Power (dBm)	Total Corr'd Power (dBm)	Power Limit (dBm)	Power Margin (dB)
Low	5510	16.96	15.97	19.50	24.00	-4.50
Mid	5550	16.88	15.9	19.43	24.00	-4.57
High	5670	16.97	15.94	19.50	24.00	-4.50
142	5710	16.9	15.88	19.43	24.00	-4.57

PSD Results

Channel	Frequency (MHz)	Chain 0 Meas PSD (dBm/ 1MHz)	Chain 1 Meas PSD (dBm/ 1MHz)	Total Corr'd PSD (dBm/ 1MHz)	PSD Limit (dBm/ 1MHz)	PSD Margin (dB)
Low	5510	5.981	5.765	9.55	11.00	-1.45
Mid	5550	5.889	5.727	9.49	11.00	-1.51
High	5670	5.292	5.337	8.99	11.00	-2.01
142	5710	4.958	4.491	8.41	11.00	-2.59

UL VERIFICATION SERVICES INC.
47173 Benicia Street, Fremont, CA 94538; USA TEL:(510) 771-1000 FAX:(510) 661-0888
This report shall not be reproduced except in full, without the written approval of UL Verification Services Inc.

LOW CHANNEL

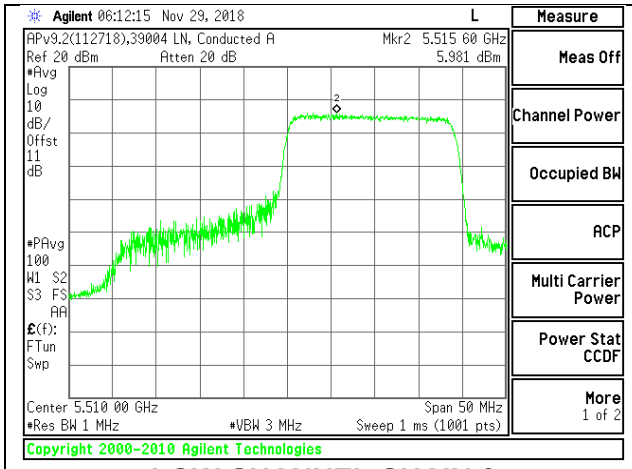

LOW CHANNEL CHAIN 0

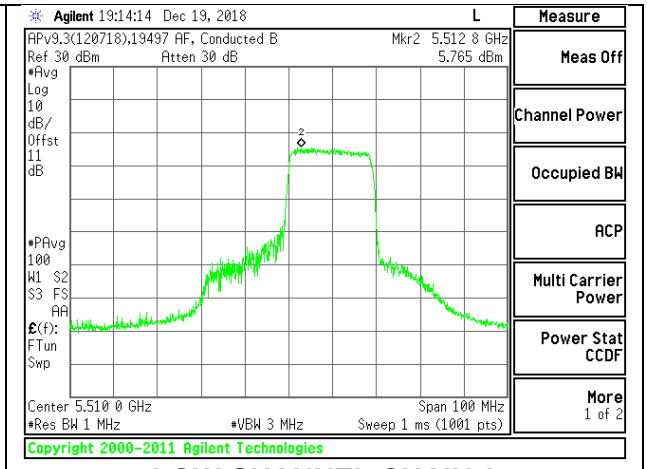

LOW CHANNEL CHAIN 1

MID CHANNEL

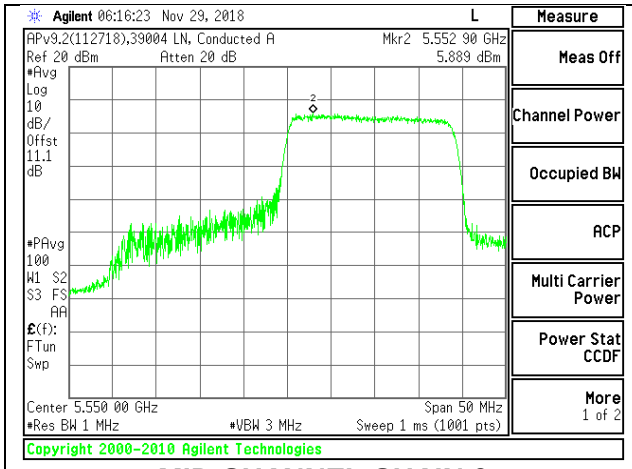

MID CHANNEL CHAIN 0

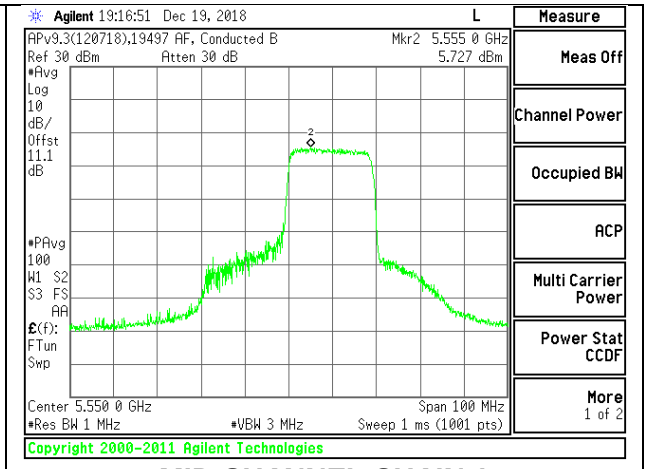

MID CHANNEL CHAIN 1

HIGH CHANNEL

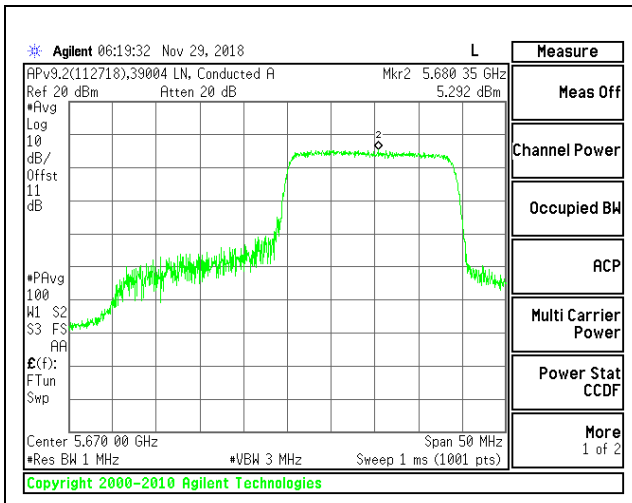

HIGH CHANNEL CHAIN 0

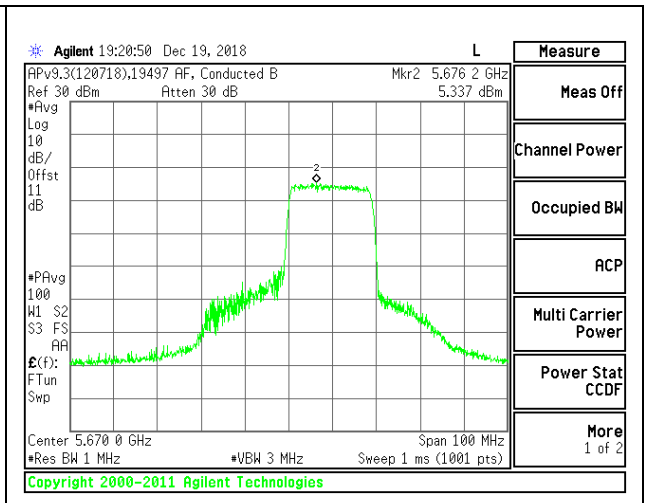

HIGH CHANNEL CHAIN 1

UL VERIFICATION SERVICES INC.
47173 Benicia Street, Fremont, CA 94538; USA TEL:(510) 771-1000 FAX:(510) 661-0888
This report shall not be reproduced except in full, without the written approval of UL Verification Services Inc.

CHANNEL 142

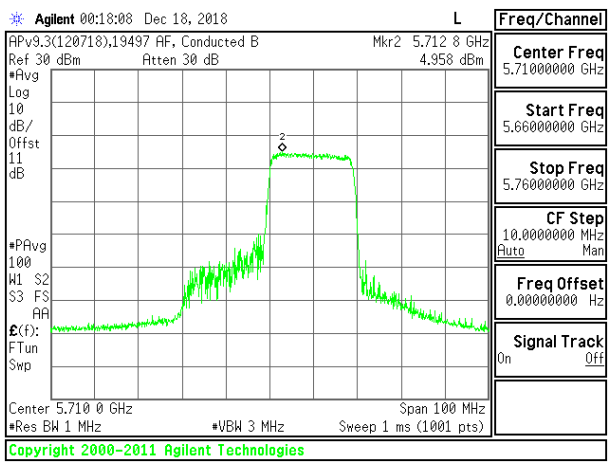

CHANNEL 142 CHAIN 0

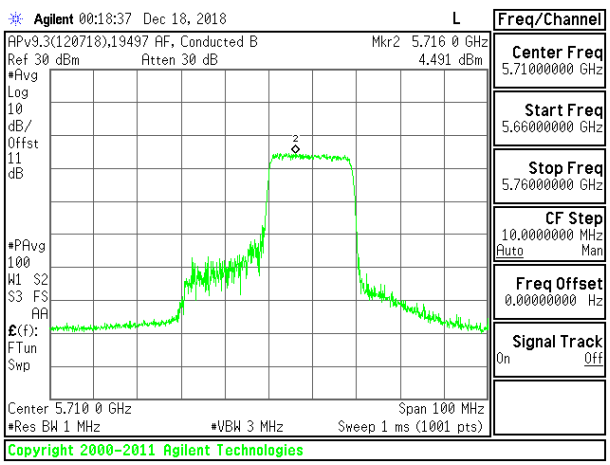

CHANNEL 142 CHAIN 1

UL VERIFICATION SERVICES INC.
47173 Benicia Street, Fremont, CA 94538; USA TEL:(510) 771-1000 FAX:(510) 661-0888
This report shall not be reproduced except in full, without the written approval of UL Verification Services Inc.

2TX Antenna 1 + Antenna 2 OFDMA MODE – 106-Tones, RU Index 53

Bandwidth, Antenna Gain, and Limits

Channel	Frequency (MHz)	Min 26 dB BW (MHz)	Directional Gain for Power (dBi)	Directional Gain for PSD (dBi)	Power Limit (dBm)	PSD Limit (dBm/ 1MHz)
Low	5510	21.00	-2.30	0.71	24.00	11.00
Mid	5550	21.30	-2.30	0.71	24.00	11.00
High	5670	22.30	-2.30	0.71	24.00	11.00
142	5710	21.40	-2.30	0.71	24.00	11.00

Duty Cycle CF (dB)	0.36	**Included in Calculations of Corr'd PSD**

Output Power Results

Channel	Frequency (MHz)	Chain 0 Meas Power (dBm)	Chain 1 Meas Power (dBm)	Total Corr'd Power (dBm)	Power Limit (dBm)	Power Margin (dB)
Low	5510	15.89	14.98	18.47	24.00	-5.53
Mid	5550	15.42	14.5	17.99	24.00	-6.01
High	5670	15.41	14.48	17.98	24.00	-6.02
142	5710	15.42	14.47	17.98	24.00	-6.02

PSD Results

Channel	Frequency (MHz)	Chain 0 Meas PSD (dBm/ 1MHz)	Chain 1 Meas PSD (dBm/ 1MHz)	Total Corr'd PSD (dBm/ 1MHz)	PSD Limit (dBm/ 1MHz)	PSD Margin (dB)
Low	5510	7.582	7.208	10.77	11.00	-0.23
Mid	5550	7.494	7.05	10.65	11.00	-0.35
High	5670	7.326	7.325	10.70	11.00	-0.30
142	5710	7.145	6.901	10.40	11.00	-0.60

UL VERIFICATION SERVICES INC.
47173 Benicia Street, Fremont, CA 94538; USA TEL:(510) 771-1000 FAX:(510) 661-0888
This report shall not be reproduced except in full, without the written approval of UL Verification Services Inc.

LOW CHANNEL

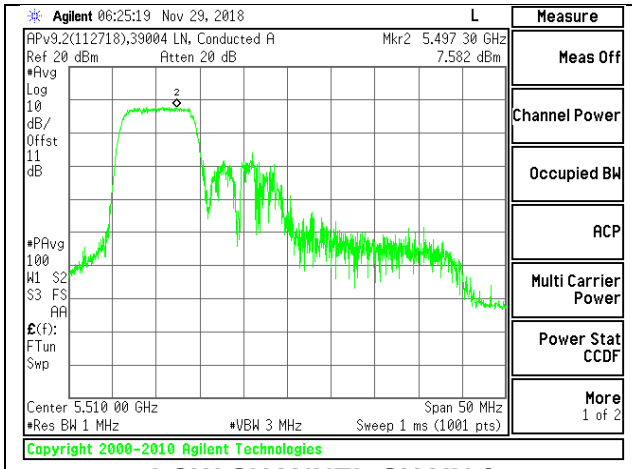

LOW CHANNEL CHAIN 0

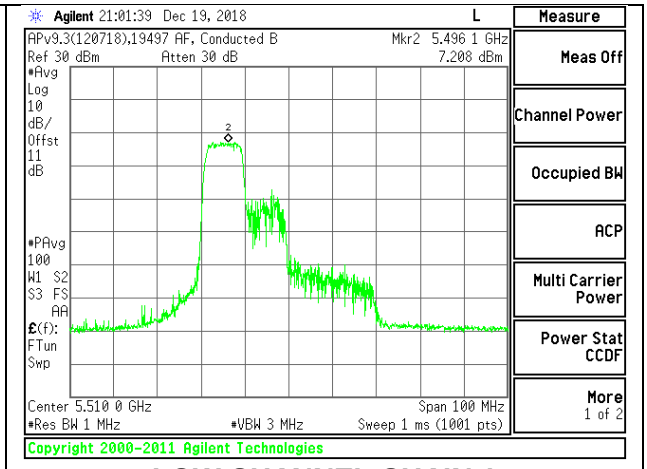

LOW CHANNEL CHAIN 1

MID CHANNEL

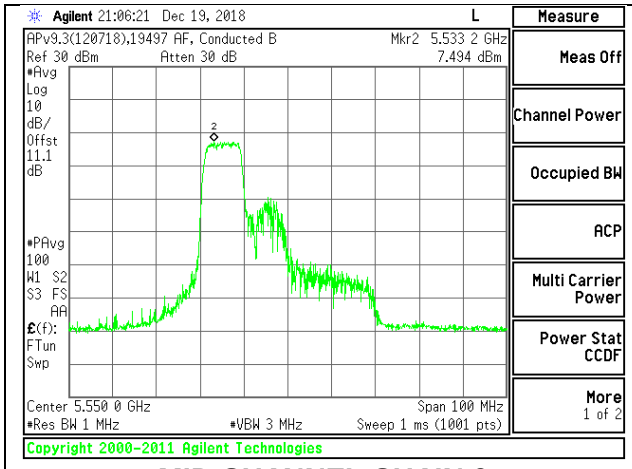

MID CHANNEL CHAIN 0

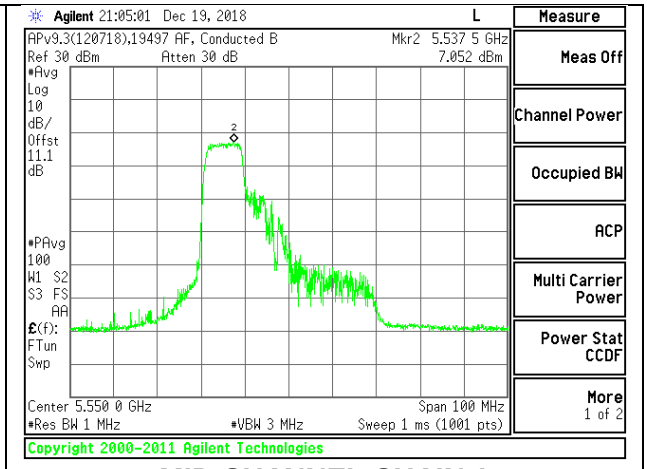

MID CHANNEL CHAIN 1

HIGH CHANNEL

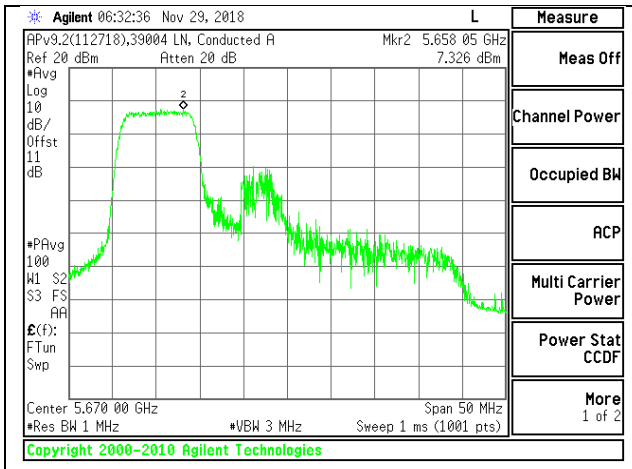

HIGH CHANNEL CHAIN 0

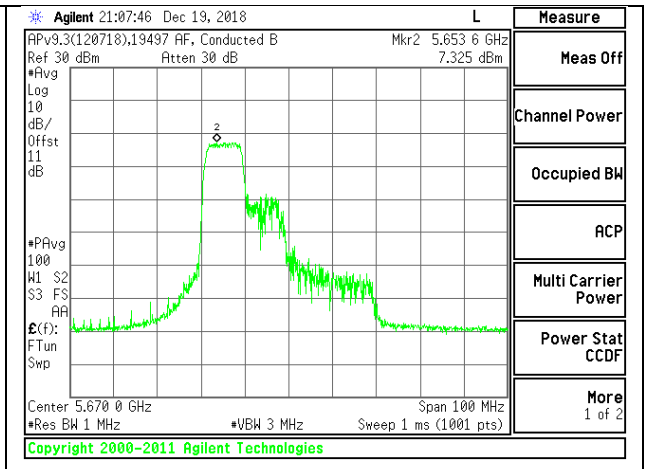

HIGH CHANNEL CHAIN 1

UL VERIFICATION SERVICES INC.
47173 Benicia Street, Fremont, CA 94538; USA TEL:(510) 771-1000 FAX:(510) 661-0888
This report shall not be reproduced except in full, without the written approval of UL Verification Services Inc.

CHANNEL 142

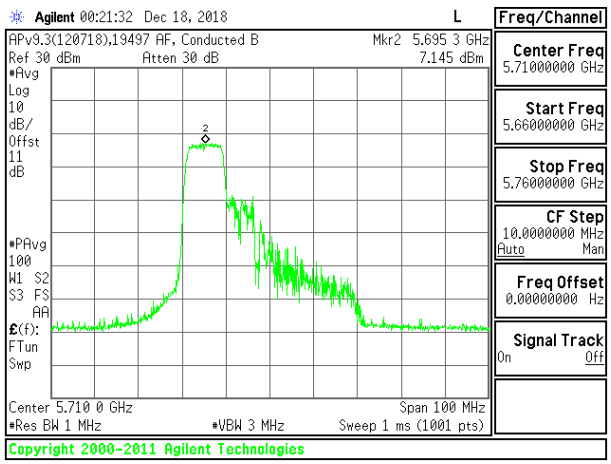

CHANNEL 142 CHAIN 0

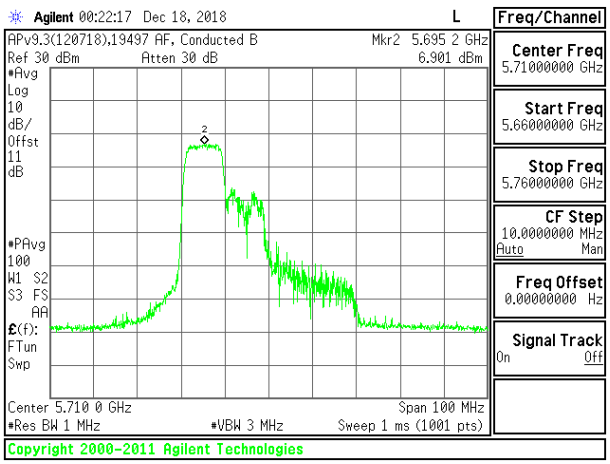

CHANNEL 142 CHAIN 1

UL VERIFICATION SERVICES INC.
47173 Benicia Street, Fremont, CA 94538; USA TEL:(510) 771-1000 FAX:(510) 661-0888
This report shall not be reproduced except in full, without the written approval of UL Verification Services Inc.

2TX Antenna 1 + Antenna 2 OFDMA MODE – 106-Tones, RU Index 54

Bandwidth, Antenna Gain, and Limits

Channel	Frequency (MHz)	Min 26 dB BW (MHz)	Directional Gain for Power (dBi)	Directional Gain for PSD (dBi)	Power Limit (dBm)	PSD Limit (dBm/ 1MHz)
Low	5510	27.10	-2.30	0.71	24.00	11.00
Mid	5550	25.80	-2.30	0.71	24.00	11.00
High	5670	27.70	-2.30	0.71	24.00	11.00
142	5710	27.60	-2.30	0.71	24.00	11.00

Duty Cycle CF (dB)	0.36	**Included in Calculations of Corr'd PSD**

Output Power Results

Channel	Frequency (MHz)	Chain 0 Meas Power (dBm)	Chain 1 Meas Power (dBm)	Total Corr'd Power (dBm)	Power Limit (dBm)	Power Margin (dB)
Low	5510	15.4	14.46	17.97	24.00	-6.03
Mid	5550	15.41	14.46	17.97	24.00	-6.03
High	5670	15.43	14.44	17.97	24.00	-6.03
142	5710	15.45	14.43	17.98	24.00	-6.02

PSD Results

Channel	Frequency (MHz)	Chain 0 Meas PSD (dBm/ 1MHz)	Chain 1 Meas PSD (dBm/ 1MHz)	Total Corr'd PSD (dBm/ 1MHz)	PSD Limit (dBm/ 1MHz)	PSD Margin (dB)
Low	5510	7.669	7.266	10.84	11.00	-0.16
Mid	5550	7.685	7.219	10.83	11.00	-0.17
High	5670	7.239	7.319	10.65	11.00	-0.35
142	5710	7.183	7.341	10.63	11.00	-0.37

UL VERIFICATION SERVICES INC.
47173 Benicia Street, Fremont, CA 94538; USA TEL:(510) 771-1000 FAX:(510) 661-0888
This report shall not be reproduced except in full, without the written approval of UL Verification Services Inc.

LOW CHANNEL

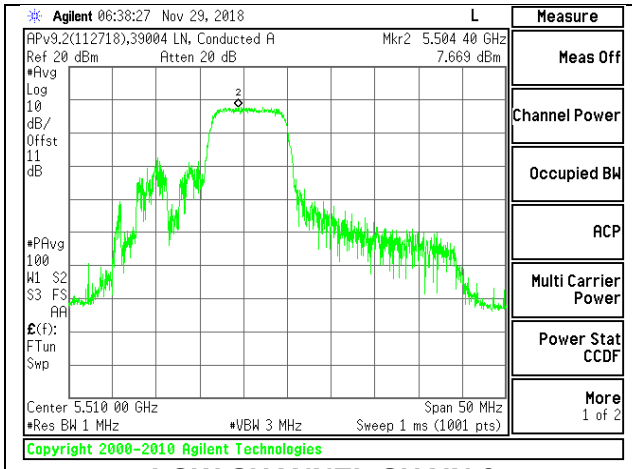

LOW CHANNEL CHAIN 0

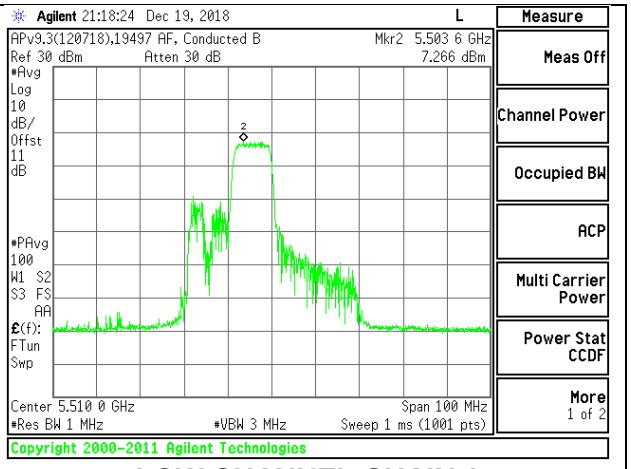

LOW CHANNEL CHAIN 1

MID CHANNEL

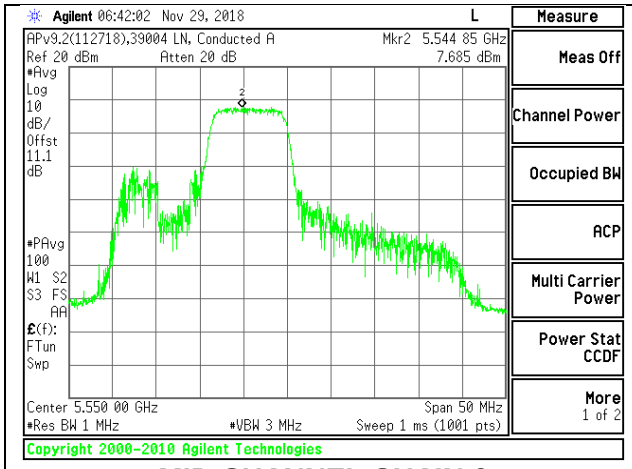

MID CHANNEL CHAIN 0

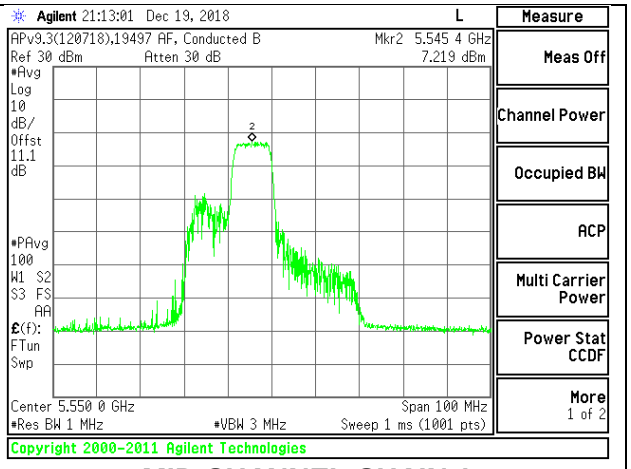

MID CHANNEL CHAIN 1

HIGH CHANNEL

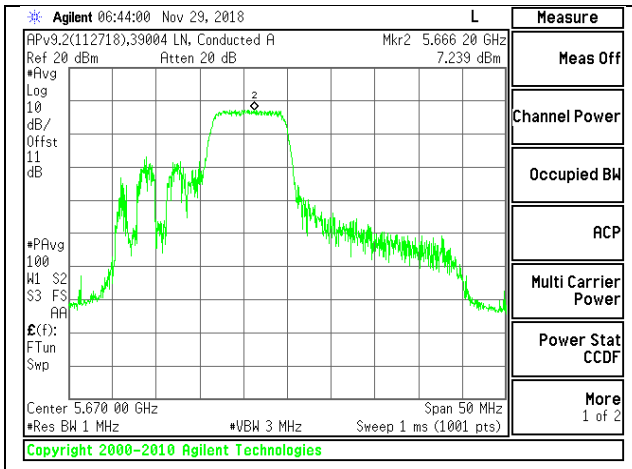

HIGH CHANNEL CHAIN 0

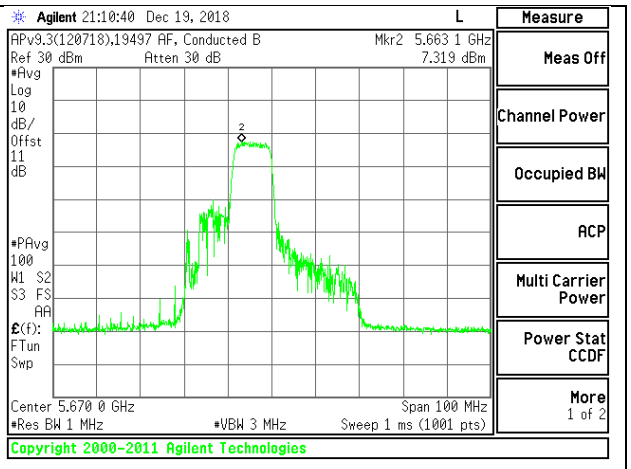

HIGH CHANNEL CHAIN 1

UL VERIFICATION SERVICES INC.
47173 Benicia Street, Fremont, CA 94538; USA TEL:(510) 771-1000 FAX:(510) 661-0888
This report shall not be reproduced except in full, without the written approval of UL Verification Services Inc.

CHANNEL 142

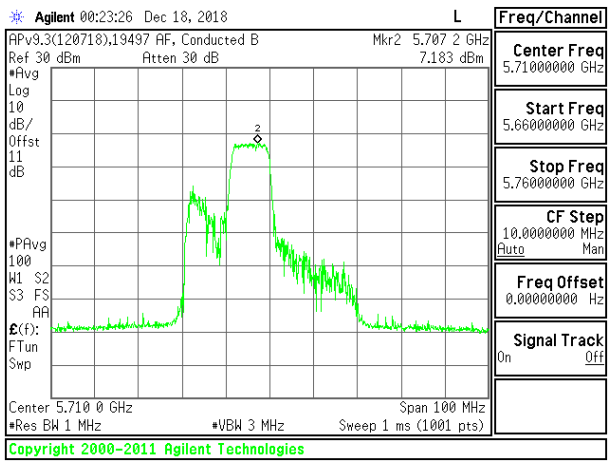

CHANNEL 142 CHAIN 0

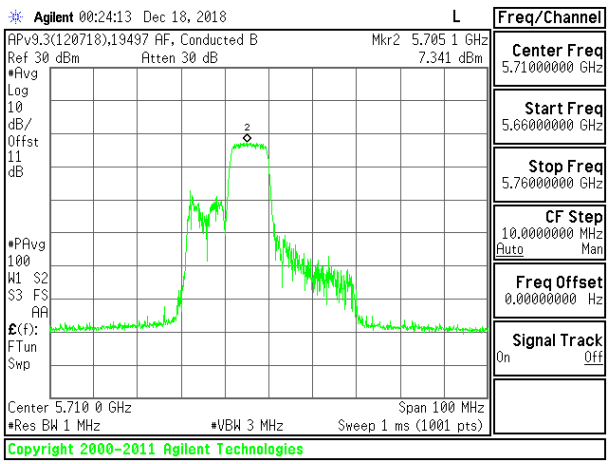

CHANNEL 142 CHAIN 1

UL VERIFICATION SERVICES INC.
47173 Benicia Street, Fremont, CA 94538; USA TEL:(510) 771-1000 FAX:(510) 661-0888
This report shall not be reproduced except in full, without the written approval of UL Verification Services Inc.

2TX Antenna 1 + Antenna 2 OFDMA MODE – 106-Tones, RU Index 56

Bandwidth, Antenna Gain, and Limits

Channel	Frequency (MHz)	Min 26 dB BW (MHz)	Directional Gain for Power (dBi)	Directional Gain for PSD (dBi)	Power Limit (dBm)	PSD Limit (dBm/ 1MHz)
Low	5510	22.10	-2.30	0.71	24.00	11.00
Mid	5550	21.20	-2.30	0.71	24.00	11.00
High	5670	20.90	-2.30	0.71	24.00	11.00
142	5710	21.40	-2.30	0.71	24.00	11.00

Duty Cycle CF (dB)	0.36	**Included in Calculations of Corr'd PSD**

Output Power Results

Channel	Frequency (MHz)	Chain 0 Meas Power (dBm)	Chain 1 Meas Power (dBm)	Total Corr'd Power (dBm)	Power Limit (dBm)	Power Margin (dB)
Low	5510	15.38	14.53	17.99	24.00	-6.01
Mid	5550	15.37	14.52	17.98	24.00	-6.02
High	5670	15.39	14.46	17.96	24.00	-6.04
142	5710	15.41	14.48	17.98	24.00	-6.02

PSD Results

Channel	Frequency (MHz)	Chain 0 Meas PSD (dBm/ 1MHz)	Chain 1 Meas PSD (dBm/ 1MHz)	Total Corr'd PSD (dBm/ 1MHz)	PSD Limit (dBm/ 1MHz)	PSD Margin (dB)
Low	5510	7.308	6.942	10.50	11.00	-0.50
Mid	5550	7.232	7.201	10.59	11.00	-0.41
High	5670	6.993	6.83	10.28	11.00	-0.72
142	5710	7.069	6.99	10.40	11.00	-0.60

UL VERIFICATION SERVICES INC.
47173 Benicia Street, Fremont, CA 94538; USA TEL:(510) 771-1000 FAX:(510) 661-0888
This report shall not be reproduced except in full, without the written approval of UL Verification Services Inc.

LOW CHANNEL

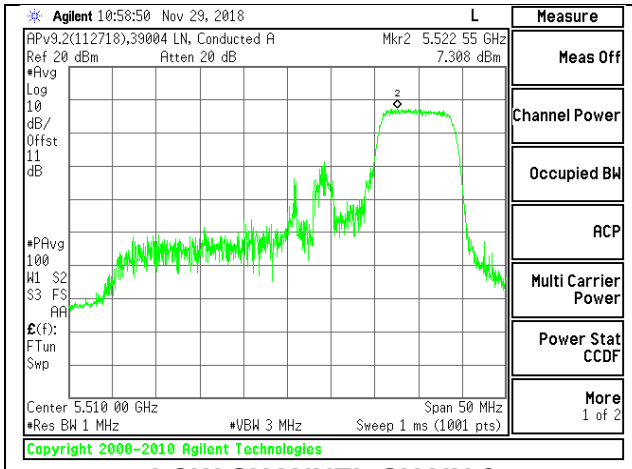

LOW CHANNEL CHAIN 0

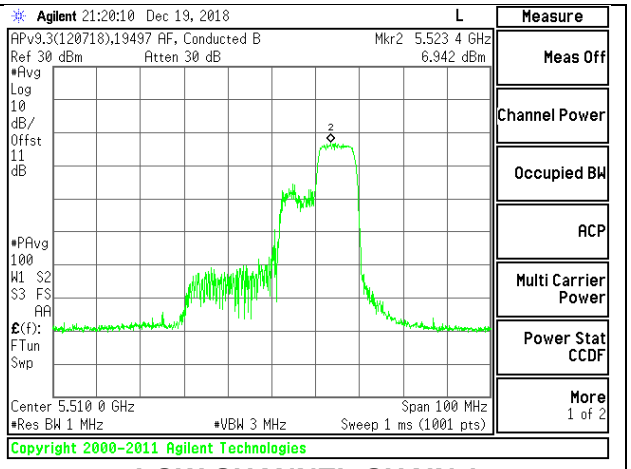

LOW CHANNEL CHAIN 1

MID CHANNEL

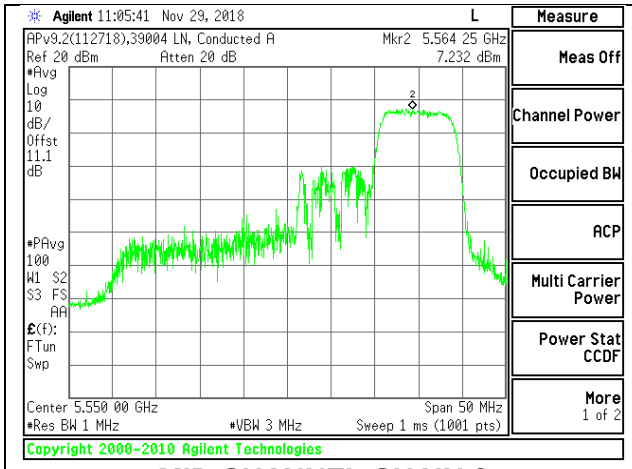

MID CHANNEL CHAIN 0

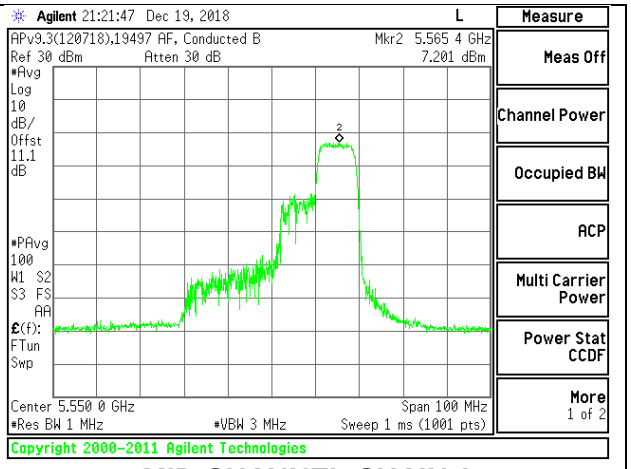

MID CHANNEL CHAIN 1

HIGH CHANNEL

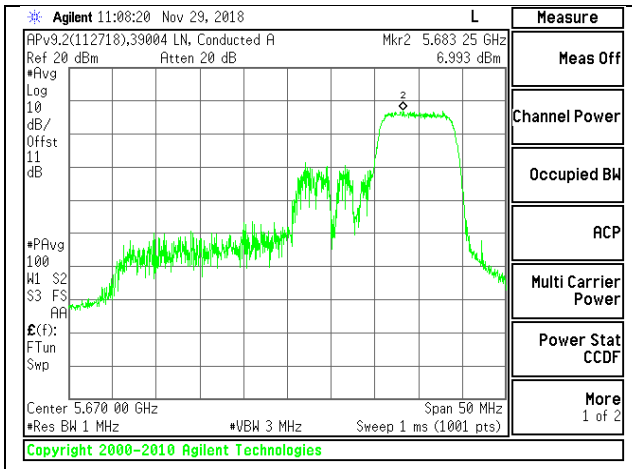

HIGH CHANNEL CHAIN 0

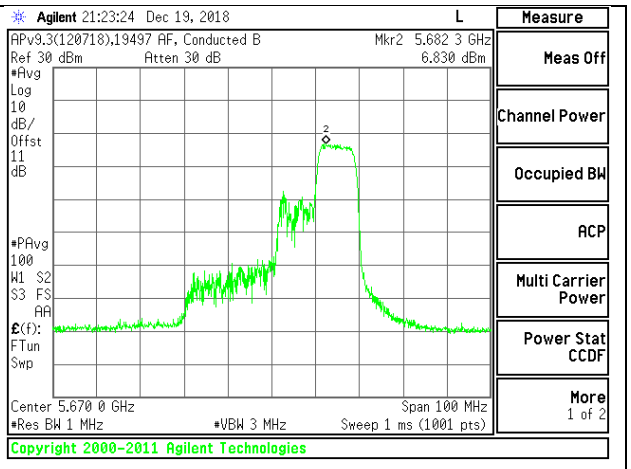

HIGH CHANNEL CHAIN 1

UL VERIFICATION SERVICES INC.
47173 Benicia Street, Fremont, CA 94538; USA TEL:(510) 771-1000 FAX:(510) 661-0888
This report shall not be reproduced except in full, without the written approval of UL Verification Services Inc.

CHANNEL 142

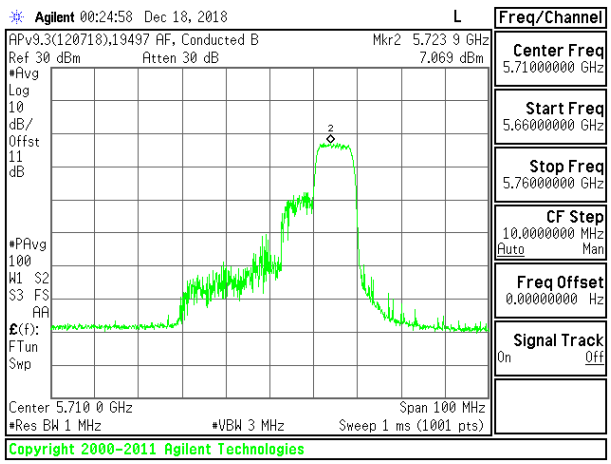

CHANNEL 142 CHAIN 0

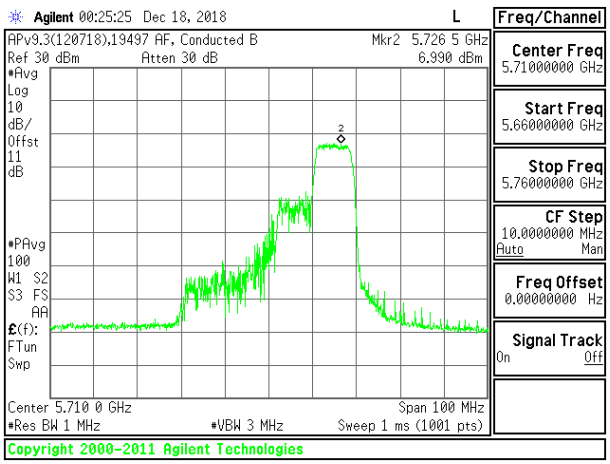

CHANNEL 142 CHAIN 1

UL VERIFICATION SERVICES INC.
47173 Benicia Street, Fremont, CA 94538; USA TEL:(510) 771-1000 FAX:(510) 661-0888
This report shall not be reproduced except in full, without the written approval of UL Verification Services Inc.

2TX Antenna 1 + Antenna 2 OFDMA MODE – 52-Tones, RU Index 37

Bandwidth, Antenna Gain, and Limits

Channel	Frequency (MHz)	Min 26 dB BW (MHz)	Directional Gain for Power (dBi)	Directional Gain for PSD (dBi)	Power Limit (dBm)	PSD Limit (dBm/ 1MHz)
Low	5510	20.70	-2.30	0.71	24.00	11.00
Mid	5550	20.20	-2.30	0.71	24.00	11.00
High	5670	20.60	-2.30	0.71	24.00	11.00
142	5710	20.60	-2.30	0.71	24.00	11.00

Duty Cycle CF (dB)	0.17	**Included in Calculations of Corr'd PSD**

Output Power Results

Channel	Frequency (MHz)	Chain 0 Meas Power (dBm)	Chain 1 Meas Power (dBm)	Total Corr'd Power (dBm)	Power Limit (dBm)	Power Margin (dB)
Low	5510	12.42	11.55	15.02	24.00	-8.98
Mid	5550	12.4	11.53	15.00	24.00	-9.00
High	5670	12.39	11.48	14.97	24.00	-9.03
142	5710	12.41	11.49	14.98	24.00	-9.02

PSD Results

Channel	Frequency (MHz)	Chain 0 Meas PSD (dBm/ 1MHz)	Chain 1 Meas PSD (dBm/ 1MHz)	Total Corr'd PSD (dBm/ 1MHz)	PSD Limit (dBm/ 1MHz)	PSD Margin (dB)
Low	5510	7.007	6.71	10.04	11.00	-0.96
Mid	5550	7.204	6.772	10.17	11.00	-0.83
High	5670	7.083	6.966	10.21	11.00	-0.79
142	5710	7.361	6.974	10.35	11.00	-0.65

UL VERIFICATION SERVICES INC.
47173 Benicia Street, Fremont, CA 94538; USA TEL:(510) 771-1000 FAX:(510) 661-0888
This report shall not be reproduced except in full, without the written approval of UL Verification Services Inc.

LOW CHANNEL

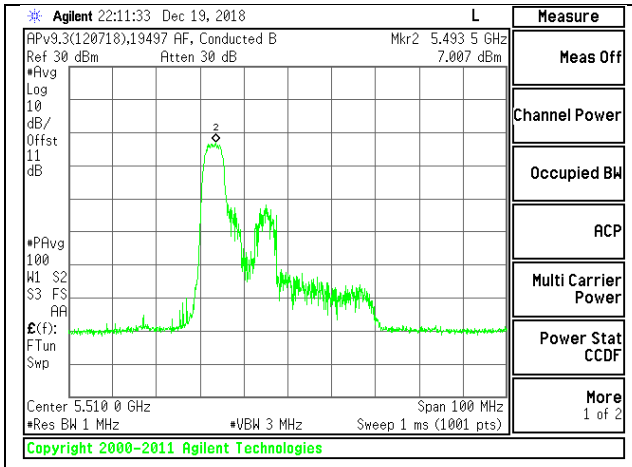

LOW CHANNEL CHAIN 0

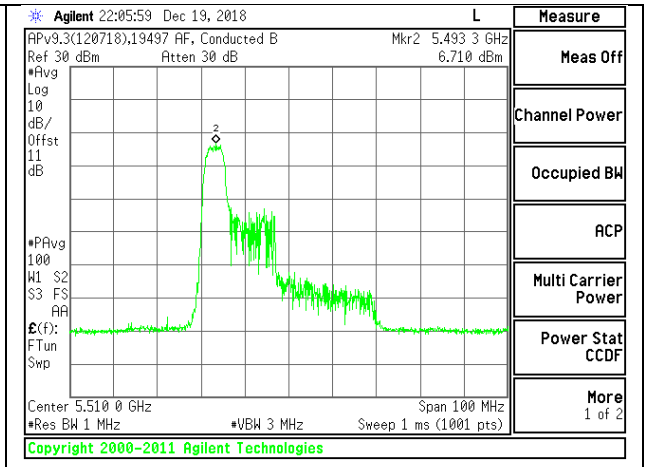

LOW CHANNEL CHAIN 1

MID CHANNEL

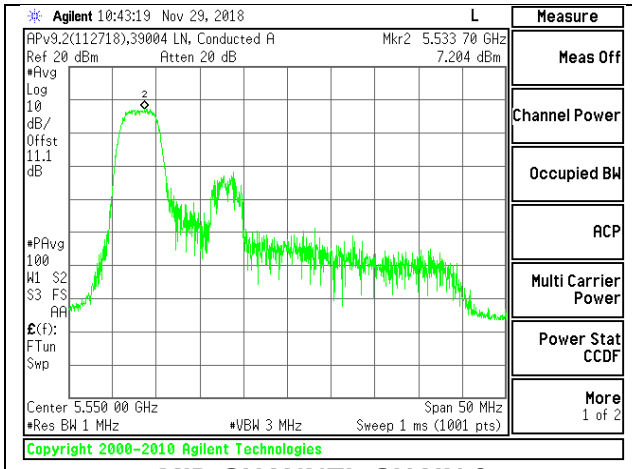

MID CHANNEL CHAIN 0

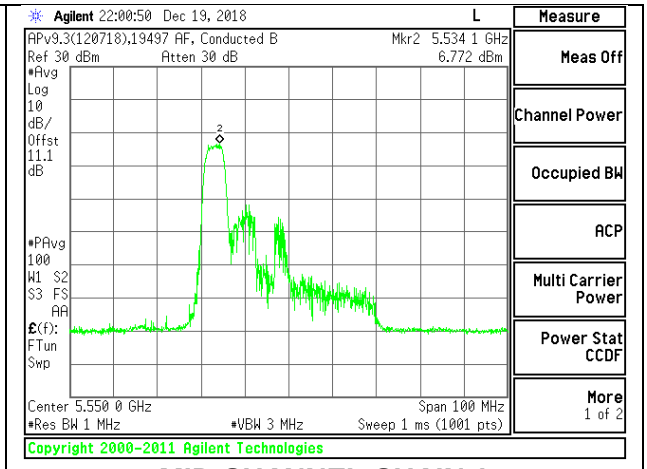

MID CHANNEL CHAIN 1

HIGH CHANNEL

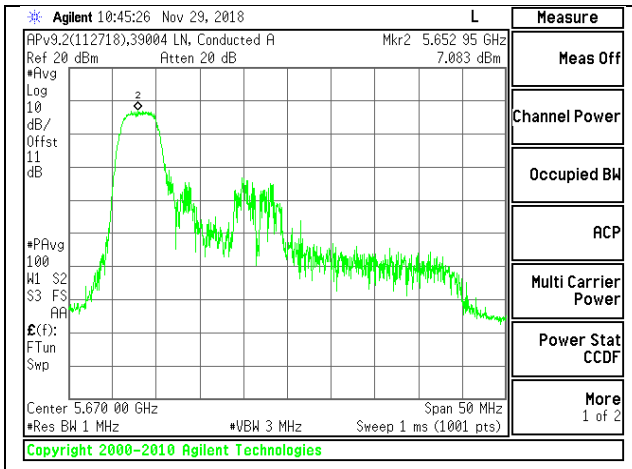

HIGH CHANNEL CHAIN 0

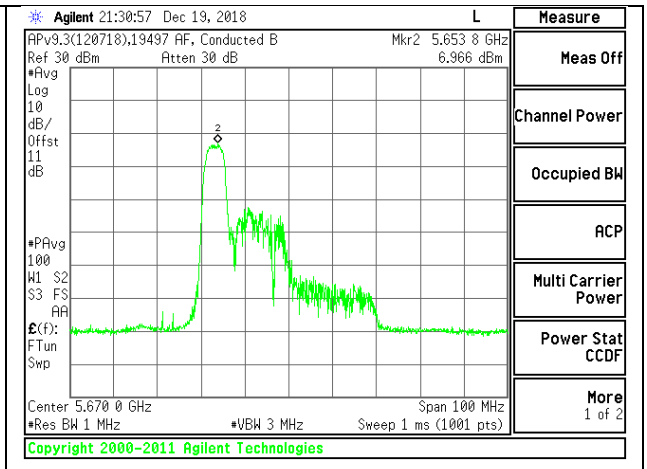

HIGH CHANNEL CHAIN 1

UL VERIFICATION SERVICES INC.
47173 Benicia Street, Fremont, CA 94538; USA TEL:(510) 771-1000 FAX:(510) 661-0888
This report shall not be reproduced except in full, without the written approval of UL Verification Services Inc.

CHANNEL 142

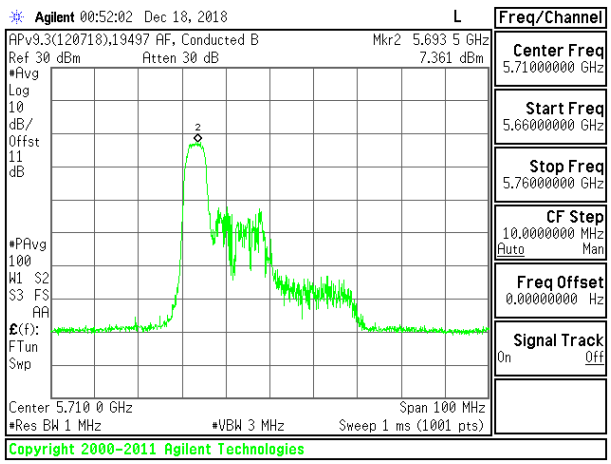

CHANNEL 142 CHAIN 0

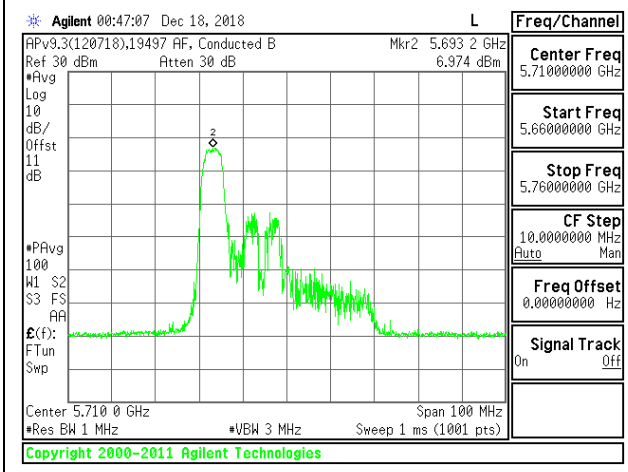

CHANNEL 142 CHAIN 1

UL VERIFICATION SERVICES INC.
47173 Benicia Street, Fremont, CA 94538; USA TEL:(510) 771-1000 FAX:(510) 661-0888
This report shall not be reproduced except in full, without the written approval of UL Verification Services Inc.

2TX Antenna 1 + Antenna 2 OFDMA MODE – 52-Tones, RU Index 40

Bandwidth, Antenna Gain, and Limits

Channel	Frequency (MHz)	Min 26 dB BW (MHz)	Directional Gain for Power (dBi)	Directional Gain for PSD (dBi)	Power Limit (dBm)	PSD Limit (dBm/ 1MHz)
Low	5510	25.30	-2.30	0.71	24.00	11.00
Mid	5550	26.10	-2.30	0.71	24.00	11.00
High	5670	25.80	-2.30	0.71	24.00	11.00
142	5710	26.40	-2.30	0.71	24.00	11.00

Duty Cycle CF (dB)	0.17	**Included in Calculations of Corr'd PSD**

Output Power Results

Channel	Frequency (MHz)	Chain 0 Meas Power (dBm)	Chain 1 Meas Power (dBm)	Total Corr'd Power (dBm)	Power Limit (dBm)	Power Margin (dB)
Low	5510	12.42	11.55	15.02	24.00	-8.98
Mid	5550	12.43	11.52	15.01	24.00	-8.99
High	5670	12.41	11.49	14.98	24.00	-9.02
142	5710	12.38	11.5	14.97	24.00	-9.03

PSD Results

Channel	Frequency (MHz)	Chain 0 Meas PSD (dBm/ 1MHz)	Chain 1 Meas PSD (dBm/ 1MHz)	Total Corr'd PSD (dBm/ 1MHz)	PSD Limit (dBm/ 1MHz)	PSD Margin (dB)
Low	5510	7.416	7.367	10.57	11.00	-0.43
Mid	5550	7.632	7.159	10.58	11.00	-0.42
High	5670	7.513	7.021	10.45	11.00	-0.55
142	5710	7.465	7.04	10.44	11.00	-0.56

UL VERIFICATION SERVICES INC.
47173 Benicia Street, Fremont, CA 94538; USA TEL:(510) 771-1000 FAX:(510) 661-0888
This report shall not be reproduced except in full, without the written approval of UL Verification Services Inc.

LOW CHANNEL

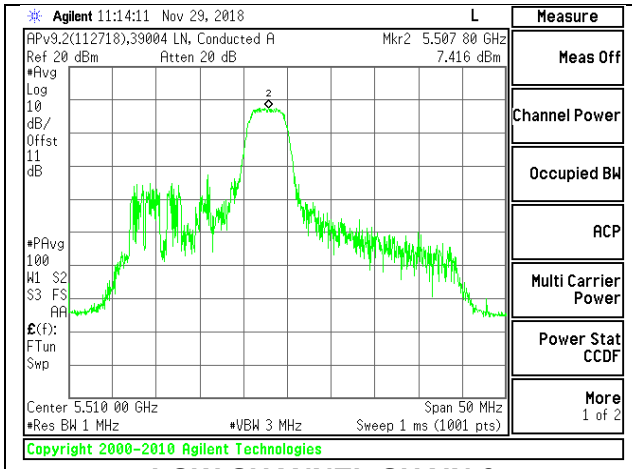

LOW CHANNEL CHAIN 0

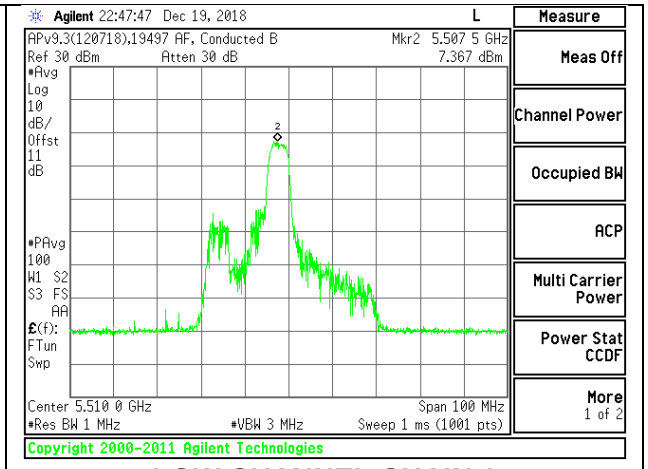

LOW CHANNEL CHAIN 1

MID CHANNEL

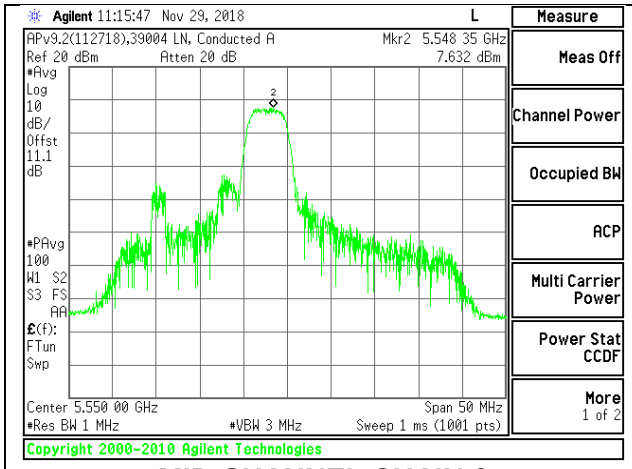

MID CHANNEL CHAIN 0

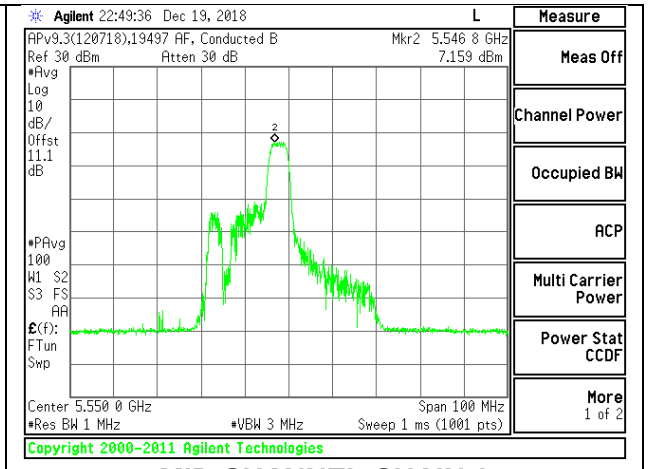

MID CHANNEL CHAIN 1

HIGH CHANNEL

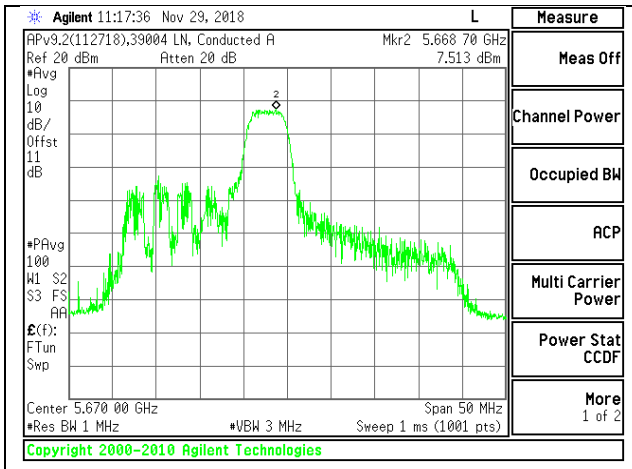

HIGH CHANNEL CHAIN 0

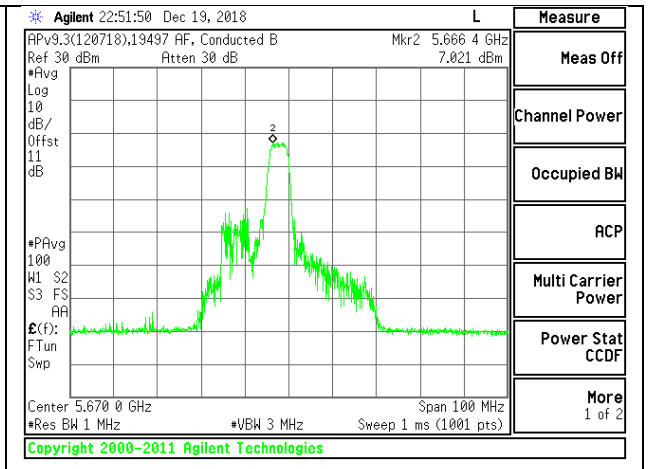

HIGH CHANNEL CHAIN 1

UL VERIFICATION SERVICES INC.
47173 Benicia Street, Fremont, CA 94538; USA TEL:(510) 771-1000 FAX:(510) 661-0888
This report shall not be reproduced except in full, without the written approval of UL Verification Services Inc.

CHANNEL 142

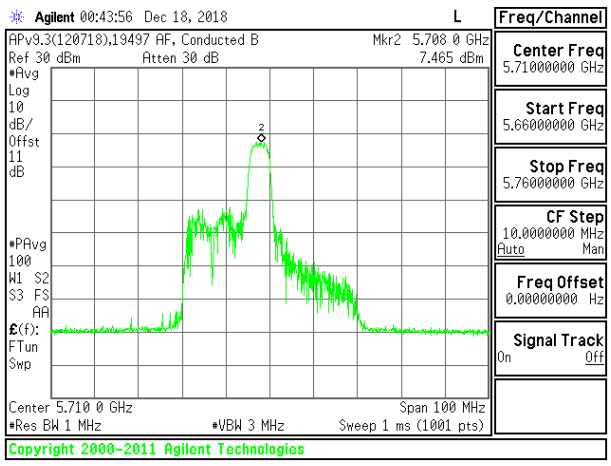

CHANNEL 142 CHAIN 0

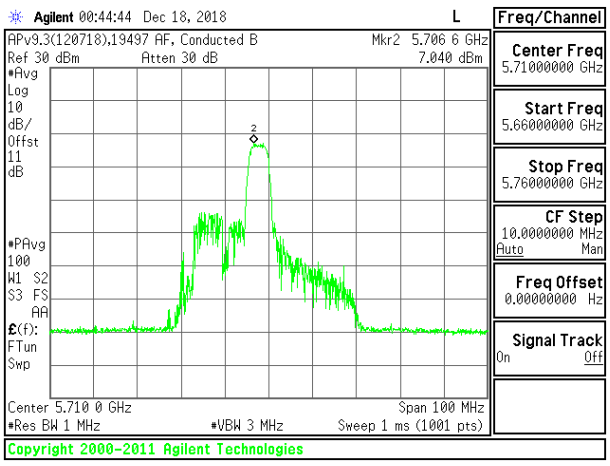

CHANNEL 142 CHAIN 1

UL VERIFICATION SERVICES INC.
47173 Benicia Street, Fremont, CA 94538; USA TEL:(510) 771-1000 FAX:(510) 661-0888
This report shall not be reproduced except in full, without the written approval of UL Verification Services Inc.

2TX Antenna 1 + Antenna 2 OFDMA MODE – 52-Tones, RU Index 44

Bandwidth, Antenna Gain, and Limits

Channel	Frequency (MHz)	Min 26 dB BW (MHz)	Directional Gain for Power (dBi)	Directional Gain for PSD (dBi)	Power Limit (dBm)	PSD Limit (dBm/ 1MHz)
Low	5510	20.00	-2.30	0.71	24.00	11.00
Mid	5550	20.00	-0.56	2.35	24.00	11.00
High	5670	20.00	-0.56	2.35	24.00	11.00
142	5710	20.30	-0.56	2.35	24.00	11.00

Duty Cycle CF (dB)	0.17	**Included in Calculations of Corr'd PSD**

Output Power Results

Channel	Frequency (MHz)	Chain 0 Meas Power (dBm)	Chain 1 Meas Power (dBm)	Total Corr'd Power (dBm)	Power Limit (dBm)	Power Margin (dB)
Low	5510	12.4	11.5	14.98	24.00	-9.02
Mid	5550	12.4	11.52	14.99	24.00	-9.01
High	5670	12.4	11.48	14.97	24.00	-9.03
142	5710	12.38	11.47	14.96	24.00	-9.04

PSD Results

Channel	Frequency (MHz)	Chain 0 Meas PSD (dBm/ 1MHz)	Chain 1 Meas PSD (dBm/ 1MHz)	Total Corr'd PSD (dBm/ 1MHz)	PSD Limit (dBm/ 1MHz)	PSD Margin (dB)
Low	5510	7.266	6.924	10.28	11.00	-0.72
Mid	5550	6.854	6.973	10.09	11.00	-0.91
High	5670	6.575	7.097	10.02	11.00	-0.98
142	5710	7.421	7.25	10.52	11.00	-0.48

UL VERIFICATION SERVICES INC.
47173 Benicia Street, Fremont, CA 94538; USA TEL:(510) 771-1000 FAX:(510) 661-0888
This report shall not be reproduced except in full, without the written approval of UL Verification Services Inc.

LOW CHANNEL

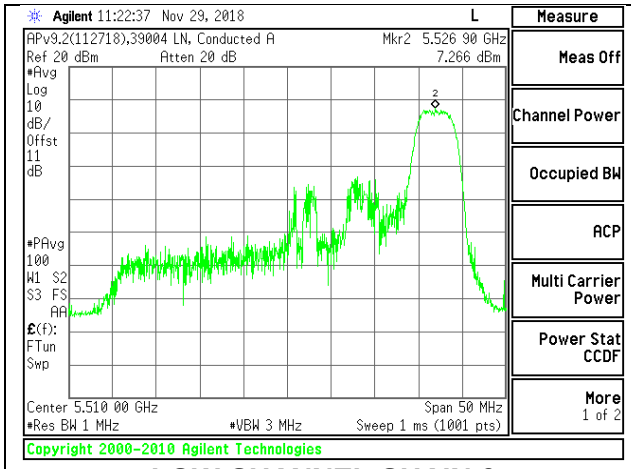

LOW CHANNEL CHAIN 0

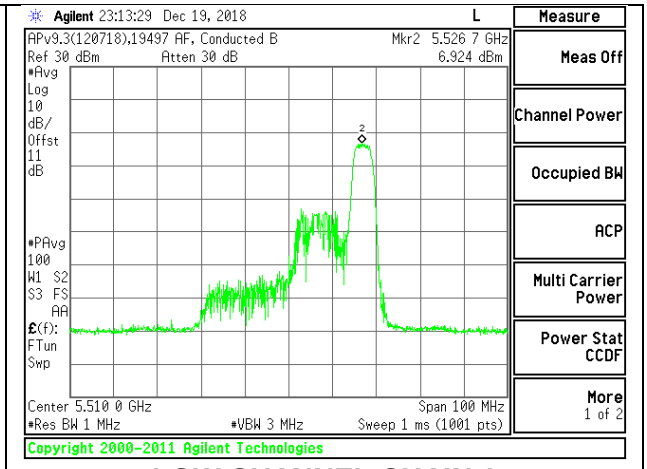

LOW CHANNEL CHAIN 1

MID CHANNEL

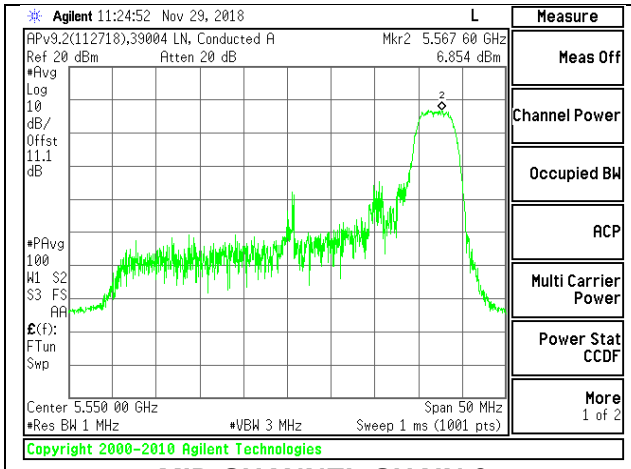

MID CHANNEL CHAIN 0

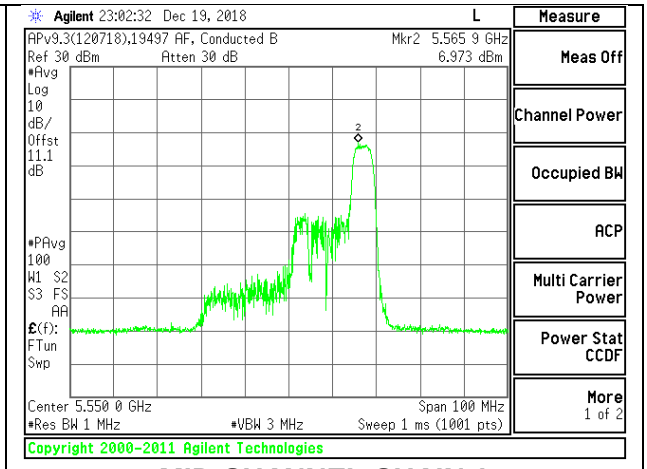

MID CHANNEL CHAIN 1

HIGH CHANNEL

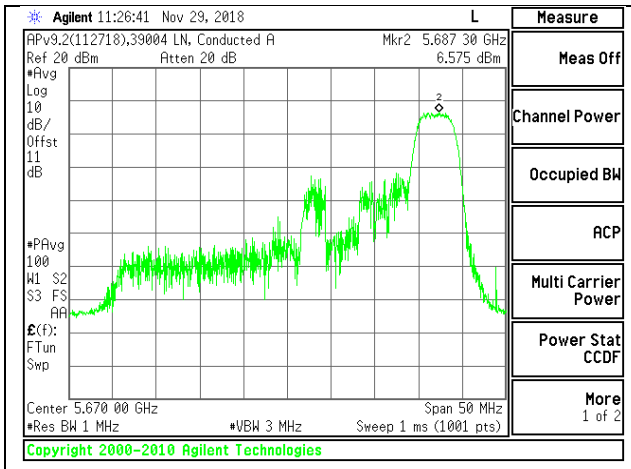

HIGH CHANNEL CHAIN 0

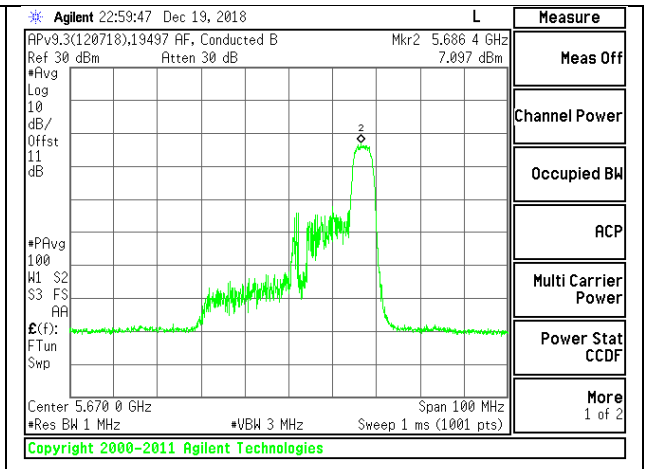

HIGH CHANNEL CHAIN 1

UL VERIFICATION SERVICES INC.
47173 Benicia Street, Fremont, CA 94538; USA TEL:(510) 771-1000 FAX:(510) 661-0888
This report shall not be reproduced except in full, without the written approval of UL Verification Services Inc.

CHANNEL 142

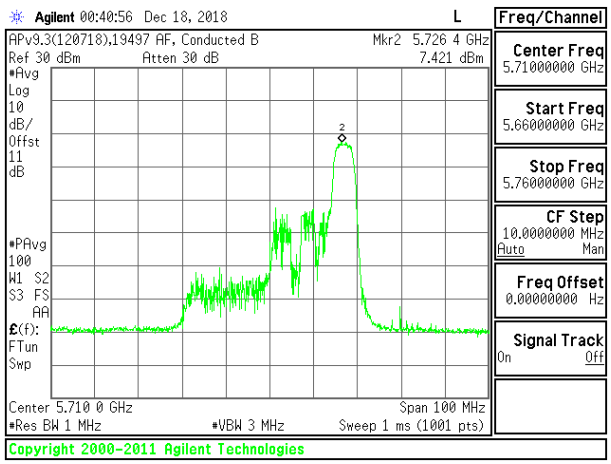

CHANNEL 142 CHAIN 0

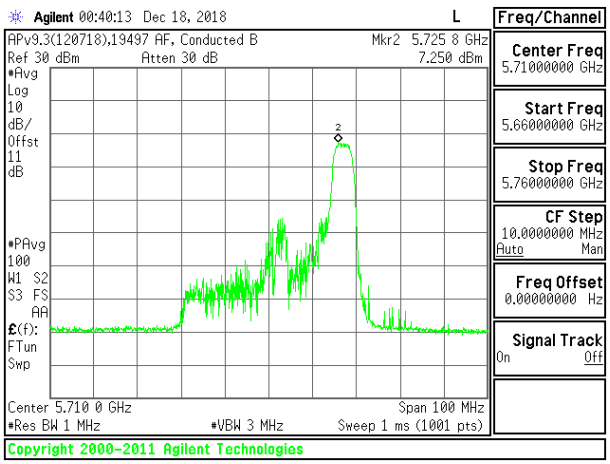

CHANNEL 142 CHAIN 1

UL VERIFICATION SERVICES INC.
47173 Benicia Street, Fremont, CA 94538; USA TEL:(510) 771-1000 FAX:(510) 661-0888
This report shall not be reproduced except in full, without the written approval of UL Verification Services Inc.

2TX Antenna 1 + Antenna 2 OFDMA MODE – 26-Tones, RU Index 0

Bandwidth, Antenna Gain, and Limits

Channel	Frequency (MHz)	Min 26 dB BW (MHz)	Directional Gain for Power (dBi)	Directional Gain for PSD (dBi)	Power Limit (dBm)	PSD Limit (dBm/ 1MHz)
Low	5510	20.00	-2.30	0.71	24.00	11.00
Mid	5550	20.30	-2.30	0.71	24.00	11.00
High	5670	19.90	-2.30	0.71	23.99	11.00
142	5710	20.50	-2.30	0.71	24.00	11.00

Duty Cycle CF (dB)	0.11	**Included in Calculations of Corr'd PSD**

Output Power Results

Channel	Frequency (MHz)	Chain 0 Meas Power (dBm)	Chain 1 Meas Power (dBm)	Total Corr'd Power (dBm)	Power Limit (dBm)	Power Margin (dB)
Low	5510	10.91	9.99	13.48	24.00	-10.52
Mid	5550	10.92	9.97	13.48	24.00	-10.52
High	5670	10.93	9.96	13.48	23.99	-10.51
142	5710	10.90	9.96	13.47	24.00	-10.53

PSD Results

Channel	Frequency (MHz)	Chain 0 Meas PSD (dBm/ 1MHz)	Chain 1 Meas PSD (dBm/ 1MHz)	Total Corr'd PSD (dBm/ 1MHz)	PSD Limit (dBm/ 1MHz)	PSD Margin (dB)
Low	5510	7.189	6.963	10.20	11.00	-0.80
Mid	5550	6.865	6.906	10.01	11.00	-0.99
High	5670	7.129	7.076	10.22	11.00	-0.78
142	5710	7.31	7.3	10.43	11.00	-0.57

UL VERIFICATION SERVICES INC.
47173 Benicia Street, Fremont, CA 94538; USA TEL:(510) 771-1000 FAX:(510) 661-0888
This report shall not be reproduced except in full, without the written approval of UL Verification Services Inc.

LOW CHANNEL

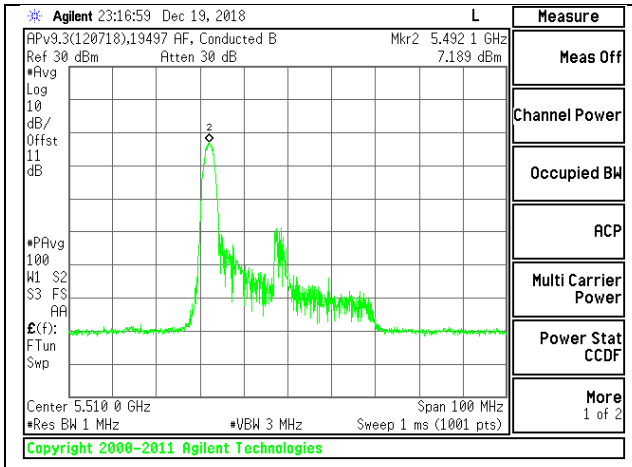

LOW CHANNEL CHAIN 0

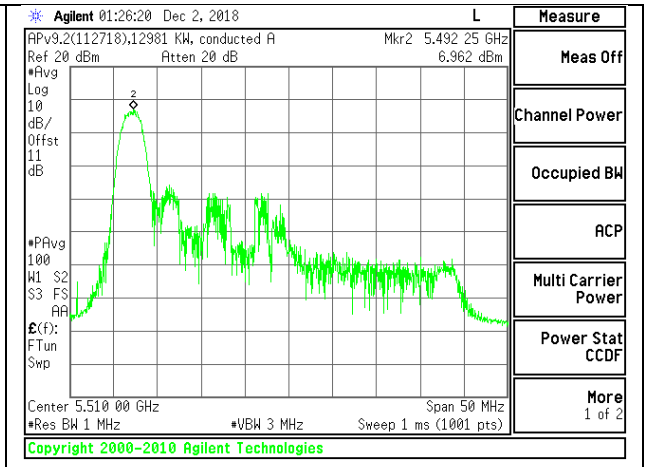

LOW CHANNEL CHAIN 1

MID CHANNEL

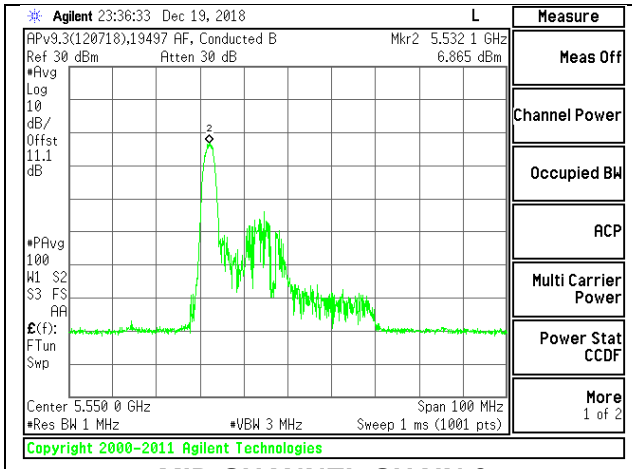

MID CHANNEL CHAIN 0

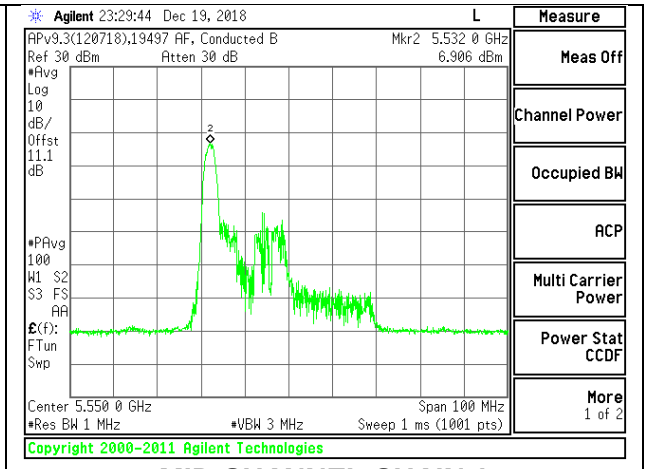

MID CHANNEL CHAIN 1

HIGH CHANNEL

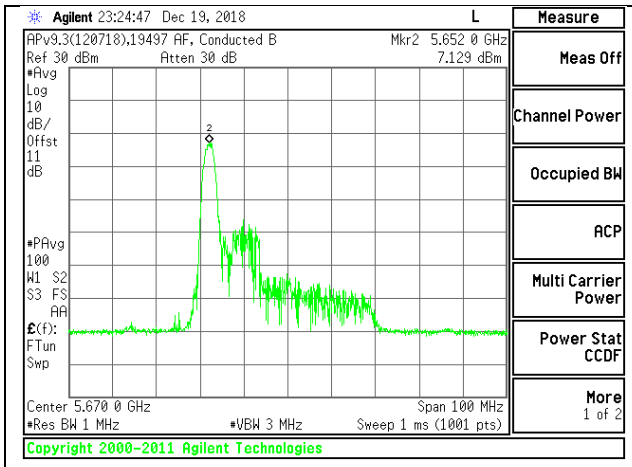

HIGH CHANNEL CHAIN 0

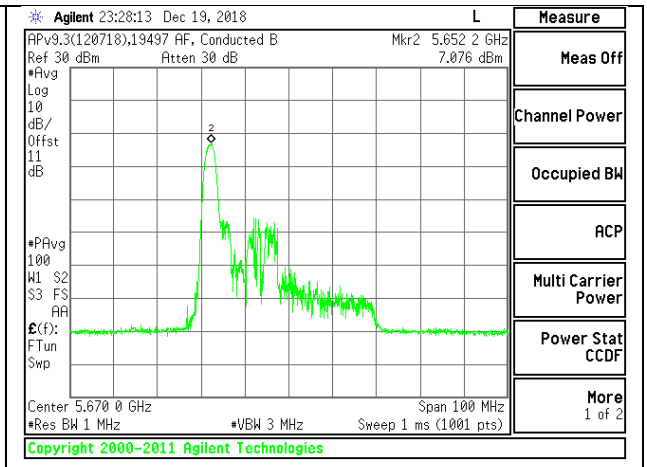

HIGH CHANNEL CHAIN 1

UL VERIFICATION SERVICES INC.
47173 Benicia Street, Fremont, CA 94538; USA TEL:(510) 771-1000 FAX:(510) 661-0888
This report shall not be reproduced except in full, without the written approval of UL Verification Services Inc.

CHANNEL 142

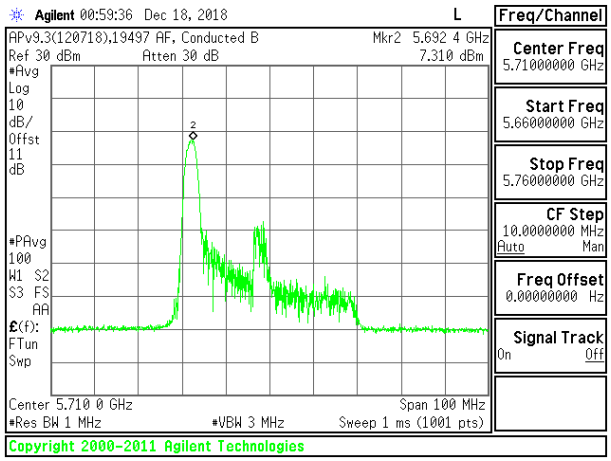

CHANNEL 142 CHAIN 0

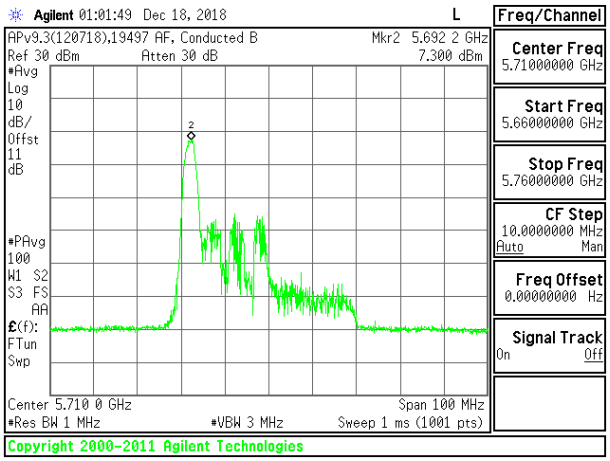

CHANNEL 142 CHAIN 1

UL VERIFICATION SERVICES INC.
47173 Benicia Street, Fremont, CA 94538; USA TEL:(510) 771-1000 FAX:(510) 661-0888
This report shall not be reproduced except in full, without the written approval of UL Verification Services Inc.

2TX Antenna 1 + Antenna 2 OFDMA MODE – 26-Tones, RU Index 8

Bandwidth, Antenna Gain, and Limits

Channel	Frequency (MHz)	Min 26 dB BW (MHz)	Directional Gain for Power (dBi)	Directional Gain for PSD (dBi)	Power Limit (dBm)	PSD Limit (dBm/ 1MHz)
Low	5510	24.70	-2.30	0.71	24.00	11.00
Mid	5550	24.60	-2.30	0.71	24.00	11.00
High	5670	23.90	-2.30	0.71	24.00	11.00
142	5710	25.20	-2.30	0.71	24.00	11.00

Duty Cycle CF (dB)	0.11	**Included in Calculations of Corr'd PSD**

Output Power Results

Channel	Frequency (MHz)	Chain 0 Meas Power (dBm)	Chain 1 Meas Power (dBm)	Total Corr'd Power (dBm)	Power Limit (dBm)	Power Margin (dB)
Low	5510	9.51	8.5	12.04	24.00	-11.96
Mid	5550	9.53	8.51	12.06	24.00	-11.94
High	5670	9.5	8.49	12.03	24.00	-11.97
142	5710	9.53	8.53	12.07	24.00	-11.93

PSD Results

Channel	Frequency (MHz)	Chain 0 Meas PSD (dBm/ 1MHz)	Chain 1 Meas PSD (dBm/ 1MHz)	Total Corr'd PSD (dBm/ 1MHz)	PSD Limit (dBm/ 1MHz)	PSD Margin (dB)
Low	5510	7.269	6.858	10.19	11.00	-0.81
Mid	5550	7.244	7.094	10.29	11.00	-0.71
High	5670	7.079	7.194	10.26	11.00	-0.74
142	5710	7.312	7.331	10.44	11.00	-0.56

UL VERIFICATION SERVICES INC.
47173 Benicia Street, Fremont, CA 94538; USA TEL:(510) 771-1000 FAX:(510) 661-0888
This report shall not be reproduced except in full, without the written approval of UL Verification Services Inc.

LOW CHANNEL

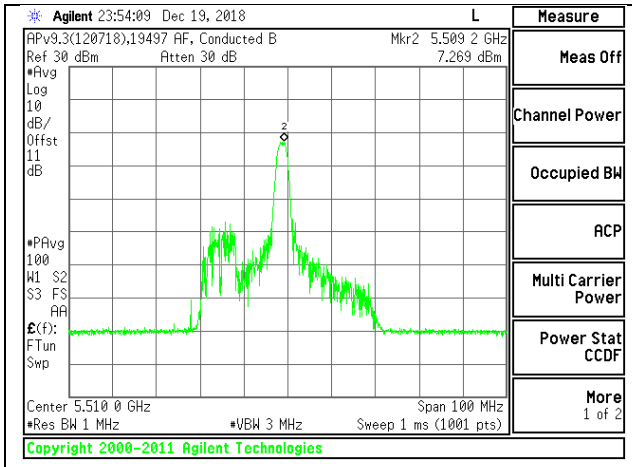

LOW CHANNEL CHAIN 0

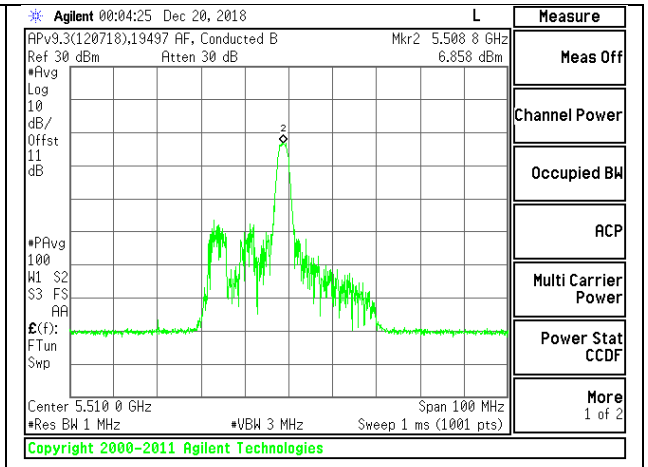

LOW CHANNEL CHAIN 1

MID CHANNEL

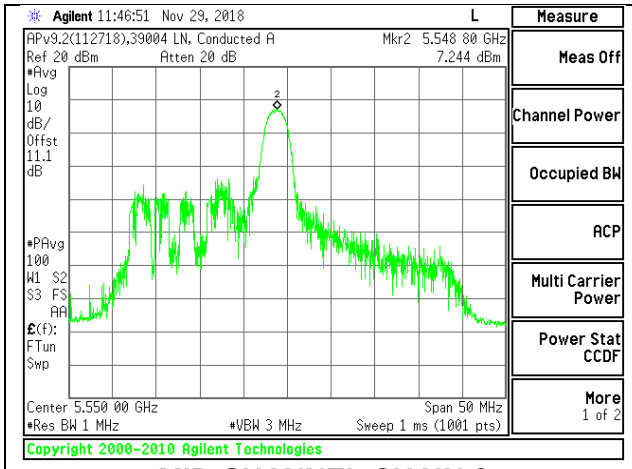

MID CHANNEL CHAIN 0

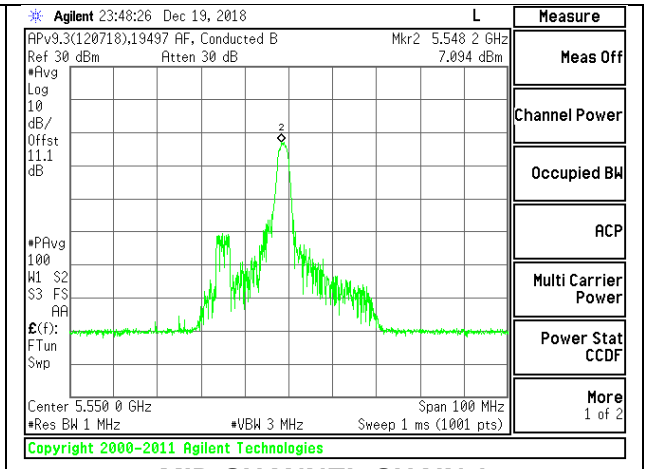

MID CHANNEL CHAIN 1

HIGH CHANNEL

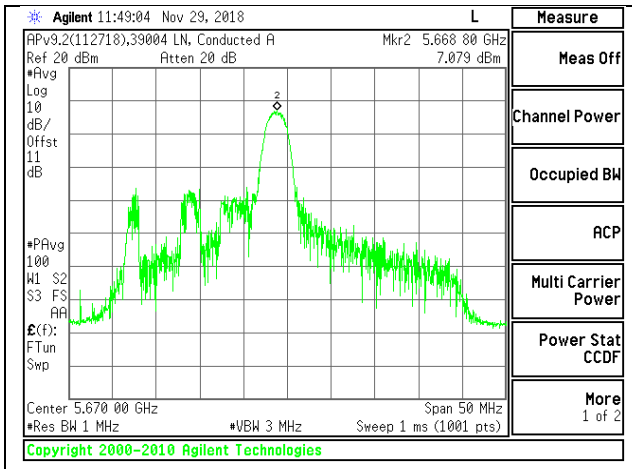

HIGH CHANNEL CHAIN 0

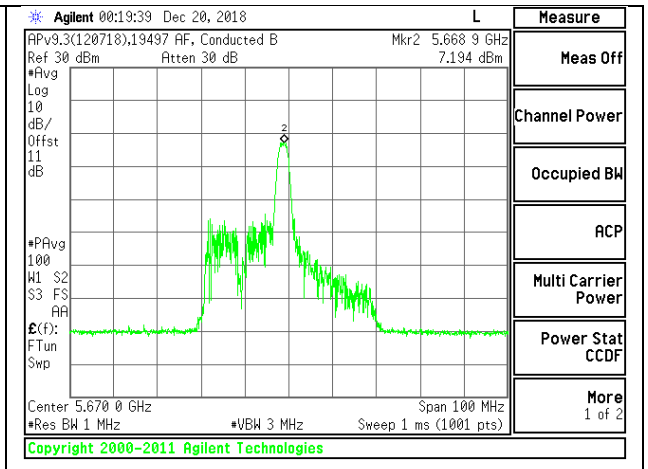

HIGH CHANNEL CHAIN 1

UL VERIFICATION SERVICES INC.
47173 Benicia Street, Fremont, CA 94538; USA TEL:(510) 771-1000 FAX:(510) 661-0888
This report shall not be reproduced except in full, without the written approval of UL Verification Services Inc.

CHANNEL 142

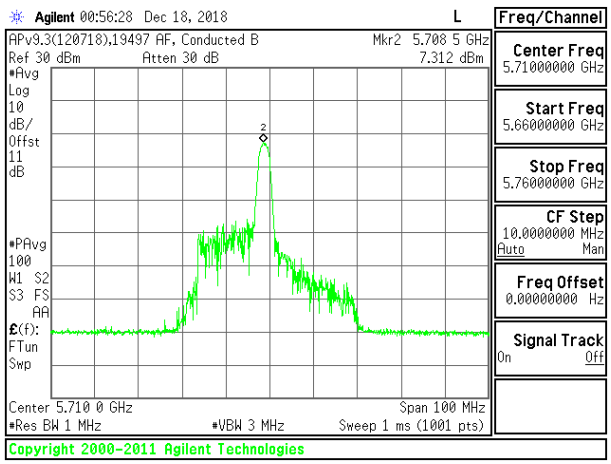

CHANNEL 142 CHAIN 0

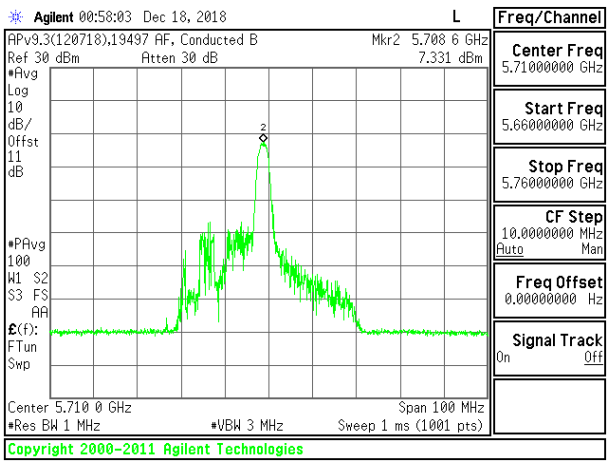

CHANNEL 142 CHAIN 1

UL VERIFICATION SERVICES INC.
47173 Benicia Street, Fremont, CA 94538; USA TEL:(510) 771-1000 FAX:(510) 661-0888
This report shall not be reproduced except in full, without the written approval of UL Verification Services Inc.

2TX Antenna 1 + Antenna 2 OFDMA MODE – 26-Tones, RU Index 17

Bandwidth, Antenna Gain, and Limits

Channel	Frequency (MHz)	Min 26 dB BW (MHz)	Directional Gain for Power (dBi)	Directional Gain for PSD (dBi)	Power Limit (dBm)	PSD Limit (dBm/ 1MHz)
Low	5510	19.80	-2.30	0.71	23.97	11.00
Mid	5550	19.40	-2.30	0.71	23.88	11.00
High	5670	20.00	-2.30	0.71	24.00	11.00
142	5710	19.90	-2.30	0.71	23.99	11.00

Duty Cycle CF (dB)	0.11	**Included in Calculations of Corr'd Power & PSD**

Output Power Results

Channel	Frequency (MHz)	Chain 0 Meas Power (dBm)	Chain 1 Meas Power (dBm)	Total Corr'd Power (dBm)	Power Limit (dBm)	Power Margin (dB)
Low	5510	9.92	8.96	12.48	23.97	-11.49
Mid	5550	9.93	8.96	12.48	23.88	-11.40
High	5670	9.91	8.96	12.47	24.00	-11.53
142	5710	9.9	8.96	12.58	23.99	-11.41

PSD Results

Channel	Frequency (MHz)	Chain 0 Meas PSD (dBm/ 1MHz)	Chain 1 Meas PSD (dBm/ 1MHz)	Total Corr'd PSD (dBm/ 1MHz)	PSD Limit (dBm/ 1MHz)	PSD Margin (dB)
Low	5510	6.497	6.505	9.62	11.00	-1.38
Mid	5550	6.217	6.695	9.58	11.00	-1.42
High	5670	6.366	6.392	9.50	11.00	-1.50
142	5710	7.415	7.435	10.55	11.00	-0.45

UL VERIFICATION SERVICES INC.
47173 Benicia Street, Fremont, CA 94538; USA TEL:(510) 771-1000 FAX:(510) 661-0888
This report shall not be reproduced except in full, without the written approval of UL Verification Services Inc.

LOW CHANNEL

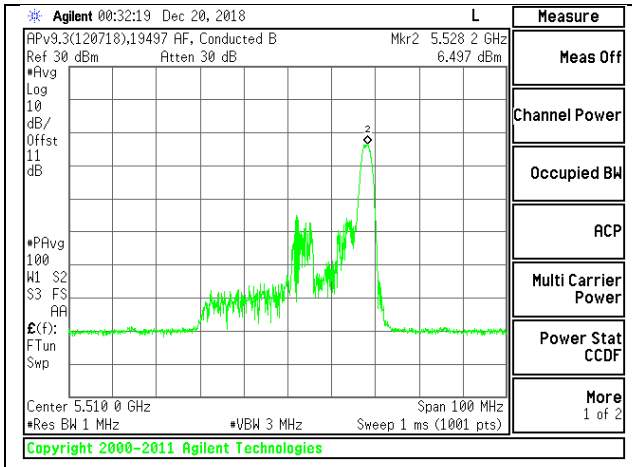

LOW CHANNEL CHAIN 0

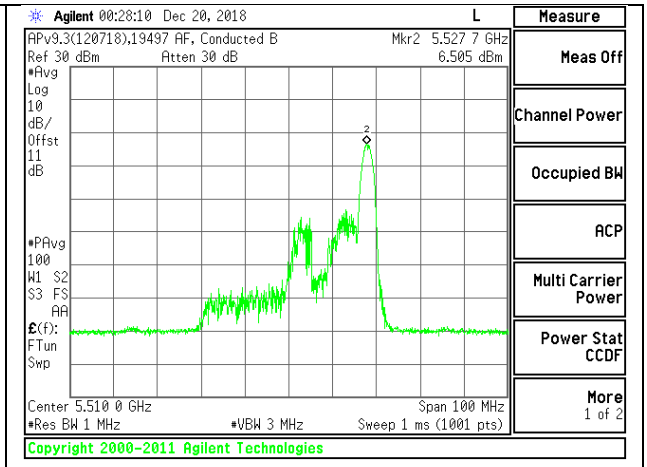

LOW CHANNEL CHAIN 1

MID CHANNEL

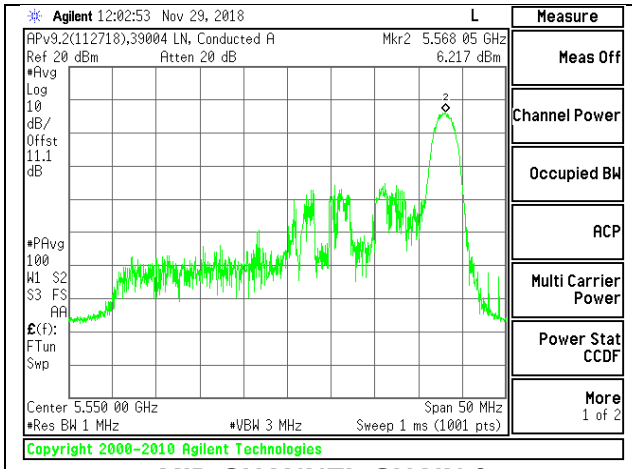

MID CHANNEL CHAIN 0

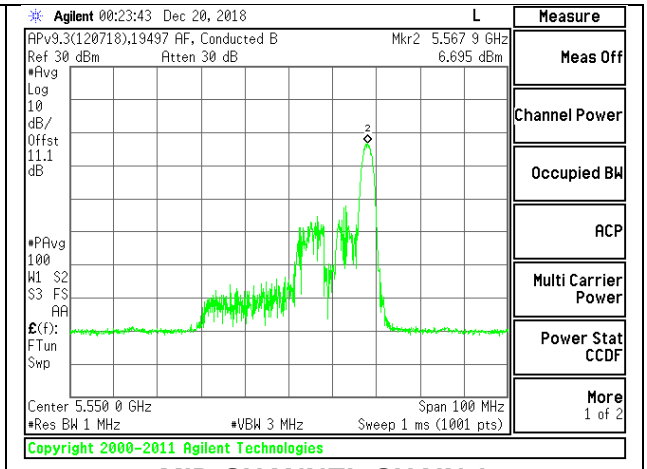

MID CHANNEL CHAIN 1

HIGH CHANNEL

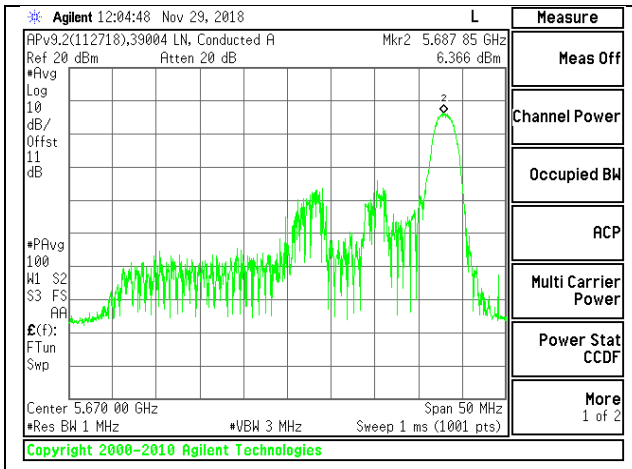

HIGH CHANNEL CHAIN 0

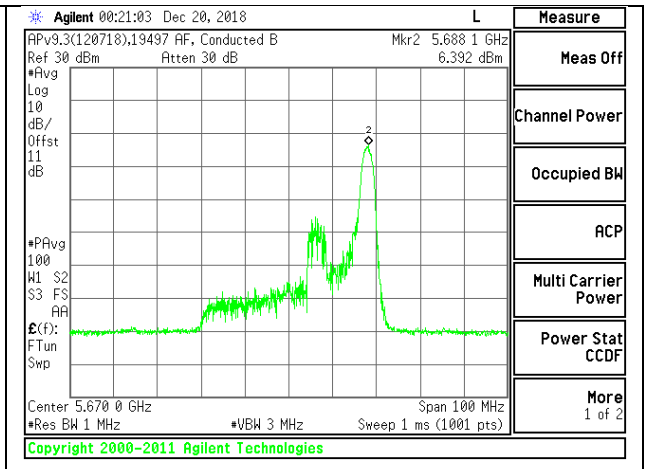

HIGH CHANNEL CHAIN 1

UL VERIFICATION SERVICES INC.
47173 Benicia Street, Fremont, CA 94538; USA TEL:(510) 771-1000 FAX:(510) 661-0888
This report shall not be reproduced except in full, without the written approval of UL Verification Services Inc.

CHANNEL 142

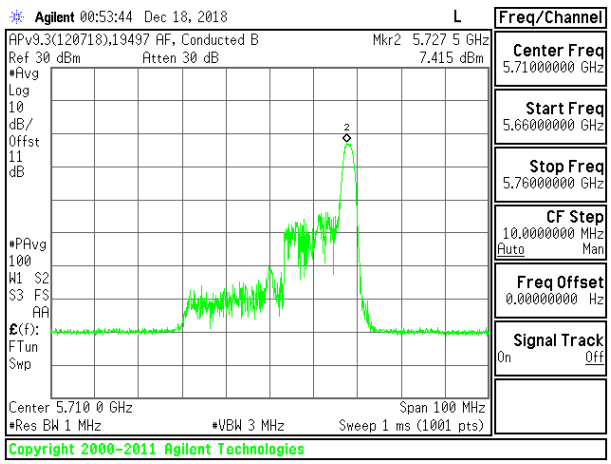

CHANNEL 142 CHAIN 0

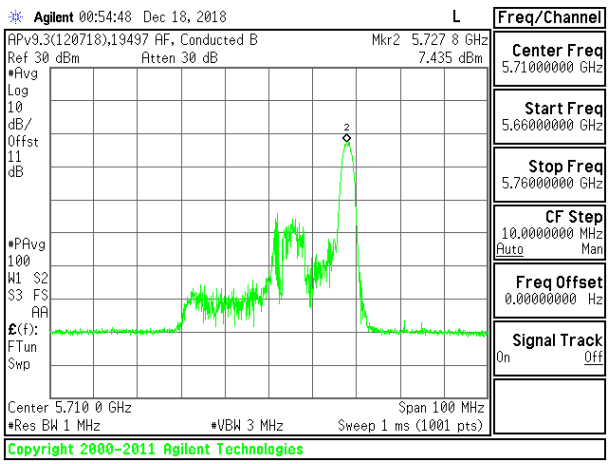

CHANNEL 142 CHAIN 1

UL VERIFICATION SERVICES INC.
47173 Benicia Street, Fremont, CA 94538; USA TEL:(510) 771-1000 FAX:(510) 661-0888
This report shall not be reproduced except in full, without the written approval of UL Verification Services Inc.

9.5.21. 802.11ax HE80 MODE IN THE 5.6 GHz BAND

2TX Antenna 1 + Antenna 2 OFDMA MODE – 996-Tones, RU Index 67

Bandwidth, Antenna Gain, and Limits

Channel	Frequency (MHz)	Min 26 dB BW (MHz)	Directional Gain for Power (dBi)	Directional Gain for PSD (dBi)	Power Limit (dBm)	PSD Limit (dBm/ 1MHz)
Low	5530	83.40	-2.30	0.71	24.00	11.00
High	5610	83.60	-2.30	0.71	24.00	11.00
138	5690	83.60	-2.30	0.71	24.00	11.00

Duty Cycle CF (dB)	1.89	**Included in Calculations of Corr'd PSD**

Output Power Results

Channel	Frequency (MHz)	Chain 0 Meas Power (dBm)	Chain 1 Meas Power (dBm)	Total Corr'd Power (dBm)	Power Limit (dBm)	Power Margin (dB)
Low	5530	14.86	13.78	17.36	24.00	-6.64
High	5610	14.92	13.82	17.42	24.00	-6.58
138	5690	14.89	13.76	17.37	24.00	-6.63

PSD Results

Channel	Frequency (MHz)	Chain 0 Meas PSD (dBm/ 1MHz)	Chain 1 Meas PSD (dBm/ 1MHz)	Total Corr'd PSD (dBm/ 1MHz)	PSD Limit (dBm/ 1MHz)	PSD Margin (dB)
Low	5530	-2.368	-2.68	2.38	11.00	-8.62
High	5610	-3.104	-3.12	1.79	11.00	-9.21
138	5690	-4.896	-4.153	0.39	11.00	-10.61

UL VERIFICATION SERVICES INC.
47173 Benicia Street, Fremont, CA 94538; USA TEL:(510) 771-1000 FAX:(510) 661-0888
This report shall not be reproduced except in full, without the written approval of UL Verification Services Inc.

LOW CHANNEL

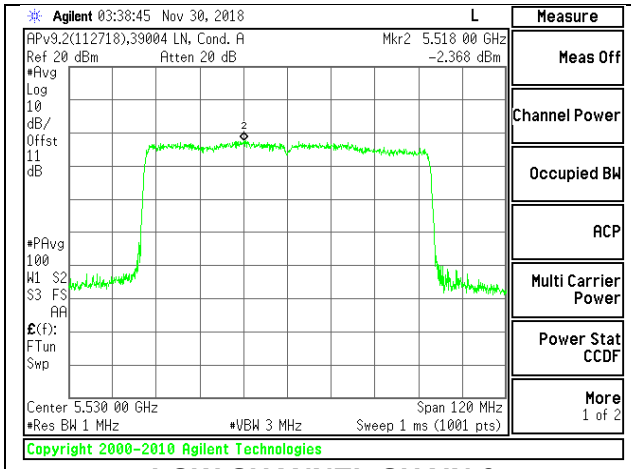

LOW CHANNEL CHAIN 0

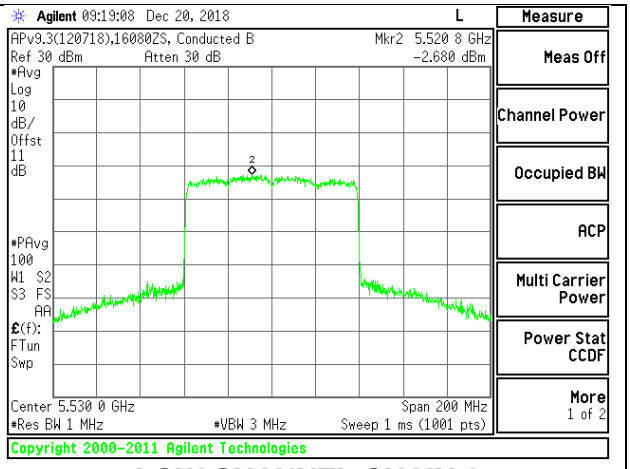

LOW CHANNEL CHAIN 1

HIGH CHANNEL

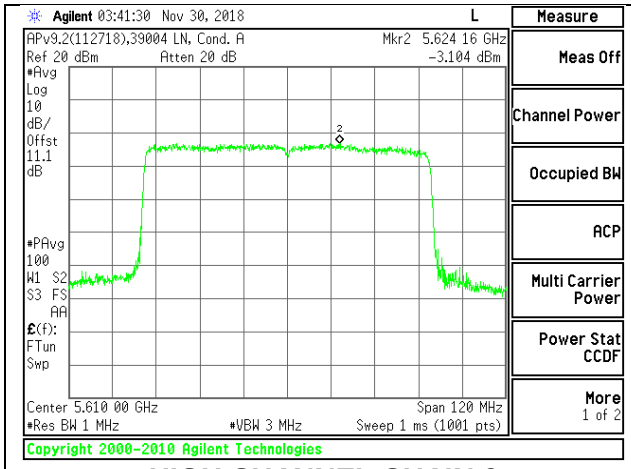

HIGH CHANNEL CHAIN 0

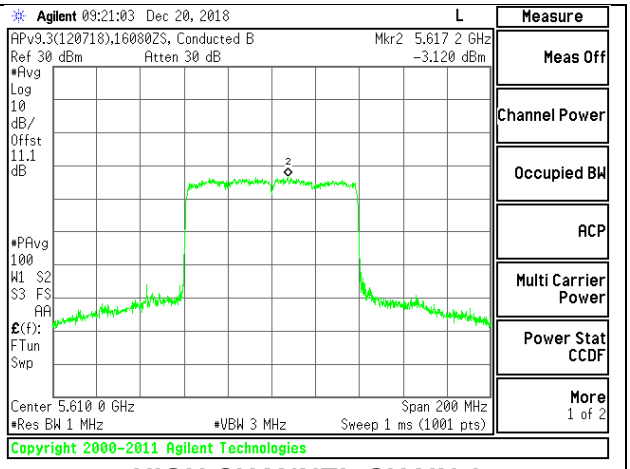

HIGH CHANNEL CHAIN 1

CHANNEL 138

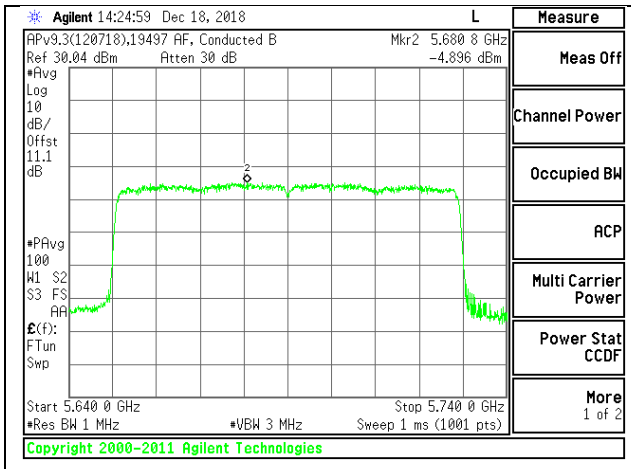

CHANNEL 138 CHAIN 0

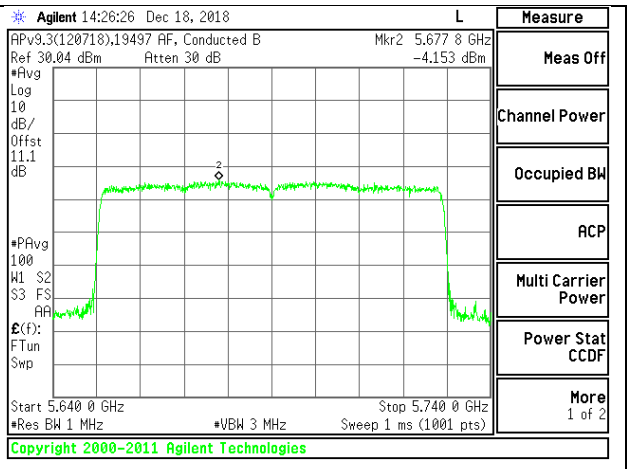

CHANNEL 138 CHAIN 1

UL VERIFICATION SERVICES INC.
47173 Benicia Street, Fremont, CA 94538; USA TEL:(510) 771-1000 FAX:(510) 661-0888
This report shall not be reproduced except in full, without the written approval of UL Verification Services Inc.

2TX Antenna 1 + Antenna 2 OFDMA MODE – 484-Tones, RU Index 65

Bandwidth, Antenna Gain, and Limits

Channel	Frequency (MHz)	Min 26 dB BW (MHz)	Directional Gain for Power (dBi)	Directional Gain for PSD (dBi)	Power Limit (dBm)	PSD Limit (dBm/ 1MHz)
Low	5530	57.40	-2.30	0.71	24.00	11.00
High	5610	63.20	-2.30	0.71	24.00	11.00
138	5690	61.60	-2.30	0.71	24.00	11.00

Duty Cycle CF (dB)	1.22	**Included in Calculations of Corr'd PSD**

Output Power Results

Channel	Frequency (MHz)	Chain 0 Meas Power (dBm)	Chain 1 Meas Power (dBm)	Total Corr'd Power (dBm)	Power Limit (dBm)	Power Margin (dB)
Low	5530	15.97	14.92	18.49	24.00	-5.51
High	5610	15.93	14.87	18.44	24.00	-5.56
138	5690	15.9	14.8	18.40	24.00	-5.60

PSD Results

Channel	Frequency (MHz)	Chain 0 Meas PSD (dBm/ 1MHz)	Chain 1 Meas PSD (dBm/ 1MHz)	Total Corr'd PSD (dBm/ 1MHz)	PSD Limit (dBm/ 1MHz)	PSD Margin (dB)
Low	5530	1.287	0.793	5.28	11.00	-5.72
High	5610	0.742	0.478	4.84	11.00	-6.16
138	5690	0.159	-0.172	4.23	11.00	-6.77

UL VERIFICATION SERVICES INC.
47173 Benicia Street, Fremont, CA 94538; USA TEL:(510) 771-1000 FAX:(510) 661-0888
This report shall not be reproduced except in full, without the written approval of UL Verification Services Inc.

LOW CHANNEL

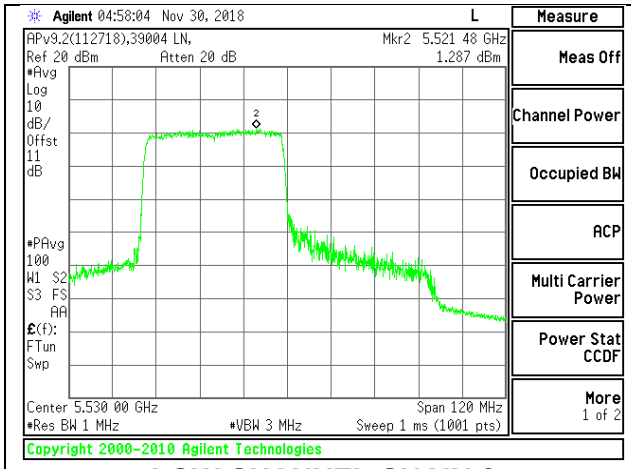

LOW CHANNEL CHAIN 0

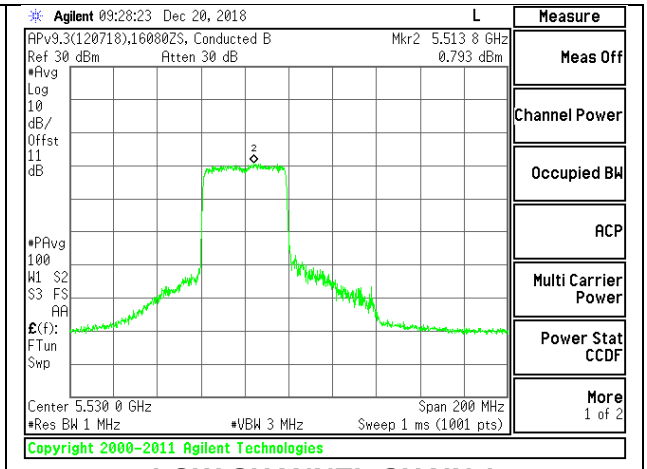

LOW CHANNEL CHAIN 1

HIGH CHANNEL

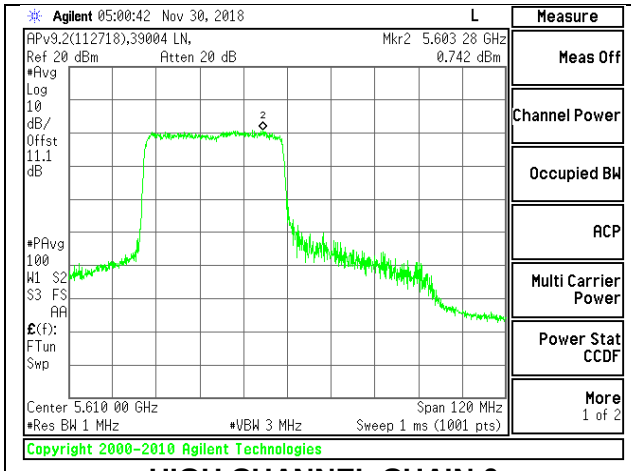

HIGH CHANNEL CHAIN 0

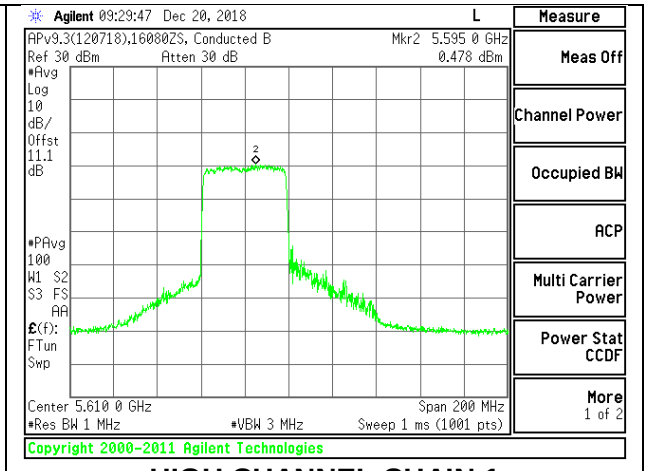

HIGH CHANNEL CHAIN 1

CHANNEL 138

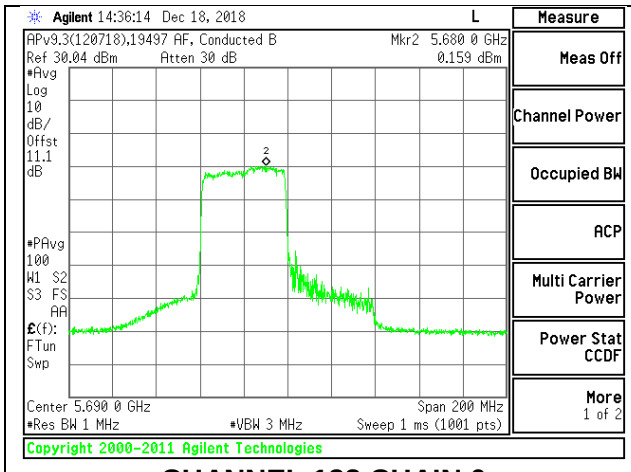

CHANNEL 138 CHAIN 0

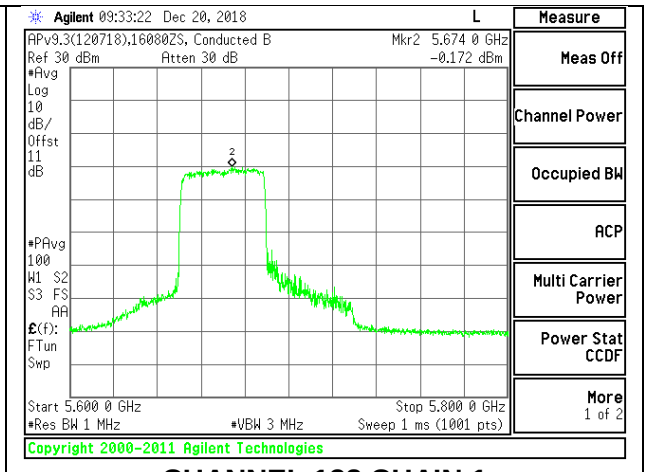

CHANNEL 138 CHAIN 1

UL VERIFICATION SERVICES INC.
47173 Benicia Street, Fremont, CA 94538; USA TEL:(510) 771-1000 FAX:(510) 661-0888
This report shall not be reproduced except in full, without the written approval of UL Verification Services Inc.

2TX Antenna 1 + Antenna 2 OFDMA MODE – 484-Tones, RU Index 66

Bandwidth, Antenna Gain, and Limits

Channel	Frequency (MHz)	Min 26 dB BW (MHz)	Directional Gain for Power (dBi)	Directional Gain for PSD (dBi)	Power Limit (dBm)	PSD Limit (dBm/ 1MHz)
Low	5530	71.40	-2.30	0.71	24.00	11.00
High	5610	66.40	-2.30	0.71	24.00	11.00
138	5690	69.20	-2.30	0.71	24.00	11.00

Duty Cycle CF (dB)	1.22	**Included in Calculations of Corr'd PSD**

Output Power Results

Channel	Frequency (MHz)	Chain 0 Meas Power (dBm)	Chain 1 Meas Power (dBm)	Total Corr'd Power (dBm)	Power Limit (dBm)	Power Margin (dB)
Low	5530	15.87	14.9	18.42	24.00	-5.58
High	5610	15.89	14.85	18.41	24.00	-5.59
138	5690	15.9	14.82	18.40	24.00	-5.60

PSD Results

Channel	Frequency (MHz)	Chain 0 Meas PSD (dBm/ 1MHz)	Chain 1 Meas PSD (dBm/ 1MHz)	Total Corr'd PSD (dBm/ 1MHz)	PSD Limit (dBm/ 1MHz)	PSD Margin (dB)
Low	5530	1.811	0.934	5.62	11.00	-5.38
High	5610	1.073	0.922	5.23	11.00	-5.77
138	5690	0.183	0.117	4.38	11.00	-6.62

UL VERIFICATION SERVICES INC.
47173 Benicia Street, Fremont, CA 94538; USA TEL:(510) 771-1000 FAX:(510) 661-0888
This report shall not be reproduced except in full, without the written approval of UL Verification Services Inc.