9.6.4. 802.11ax HE20 MODE

2TX Chain 0 + Chain 1 OFDMA MODE – 242-Tones, RU index 61

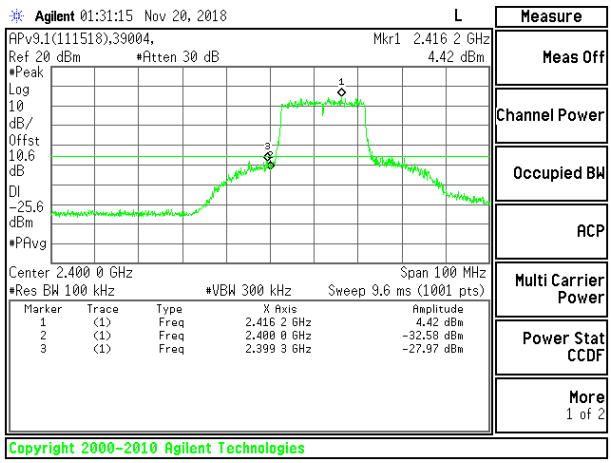

LOW CHANNEL 1 BANDEDGE CHAIN 0

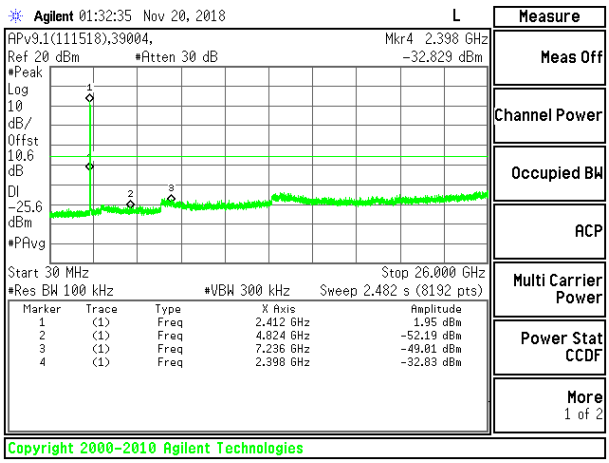

OUT-OF-BAND LOW CHANNEL 1 CHAIN 0

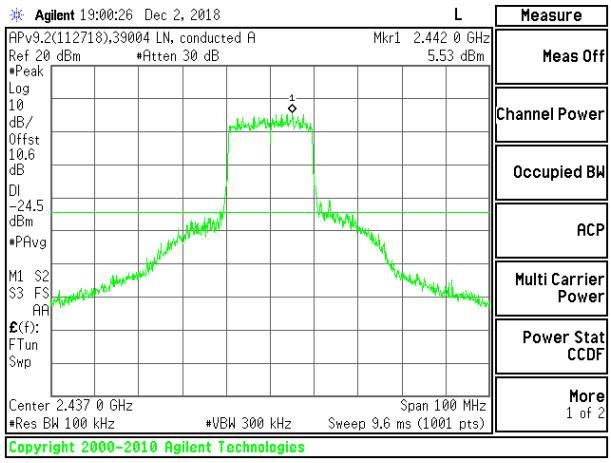

IN-BAND REFERENCE LEVEL CHAIN 0

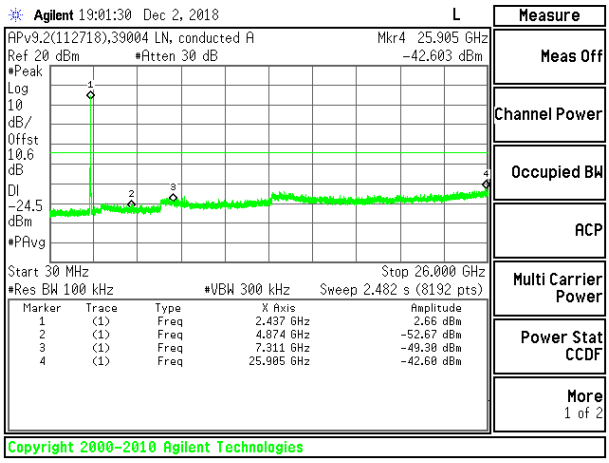

OUT-OF-BAND MID CHANNEL CHAIN 0

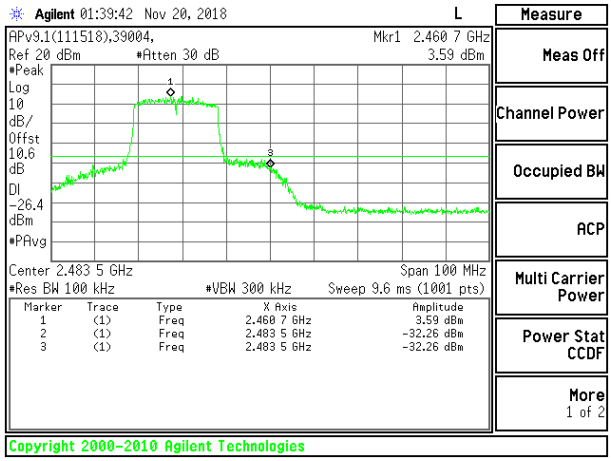

HIGH CHANNEL 11 BANDEDGE CHAIN 0

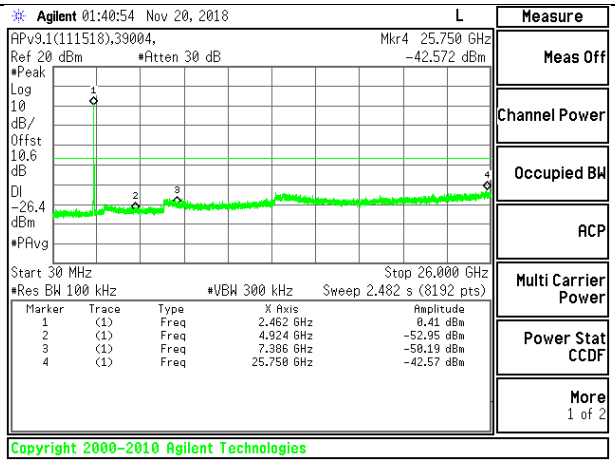

OUT-OF-BAND HIGH CHANNEL 11 CHAIN 0

UL VERIFICATION SERVICES INC.
47173 Benicia Street, Fremont, CA 94538; USA TEL:(510) 771-1000FAX:(510) 661-0888
This report shall not be reproduced except in full, without the written approval of UL Verification Services Inc.

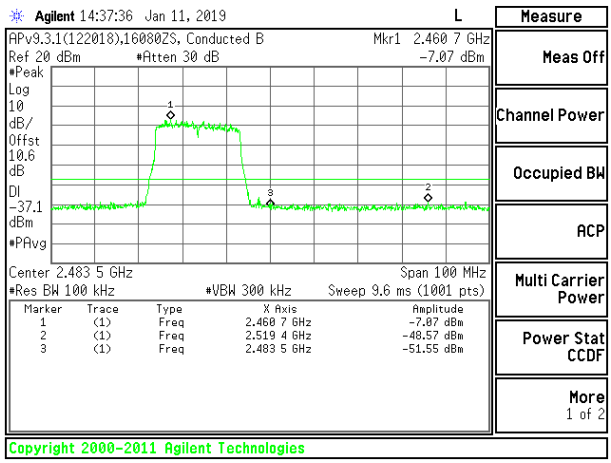

HIGH CHANNEL 12 BANDEDGE CHAIN 0

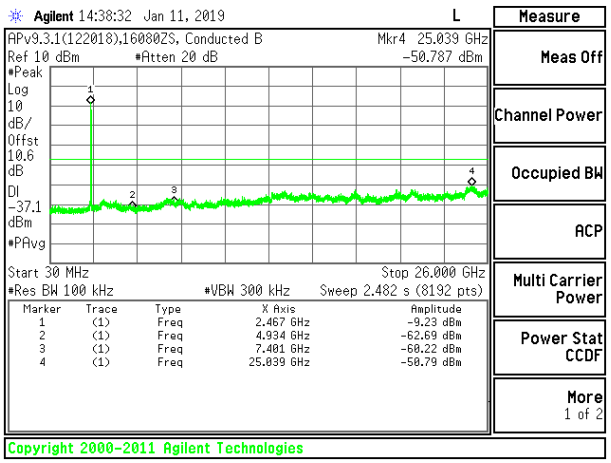

OUT-OF-BAND HIGH CHANNEL 12 CHAIN 0

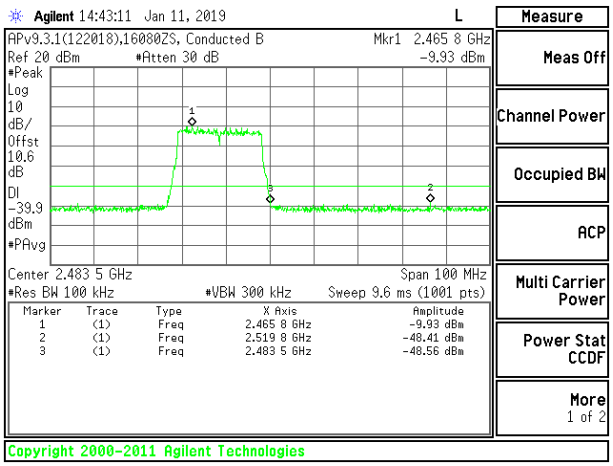

HIGH CHANNEL 13 BANDEDGE CHAIN 0

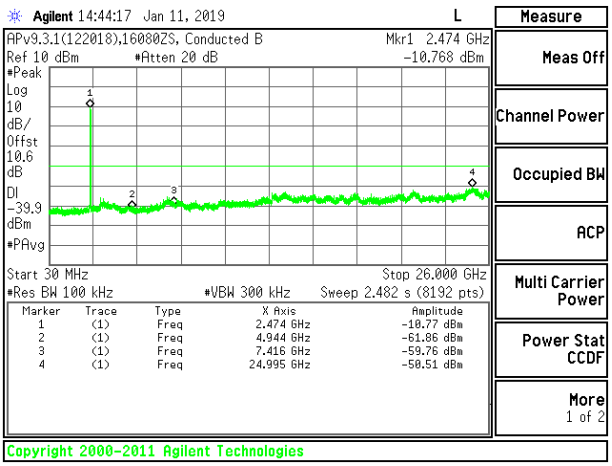

OUT-OF-BAND HIGH CHANNEL 13 CHAIN 0

UL VERIFICATION SERVICES INC.
47173 Benicia Street, Fremont, CA 94538; USA TEL:(510) 771-1000FAX:(510) 661-0888
This report shall not be reproduced except in full, without the written approval of UL Verification Services Inc.

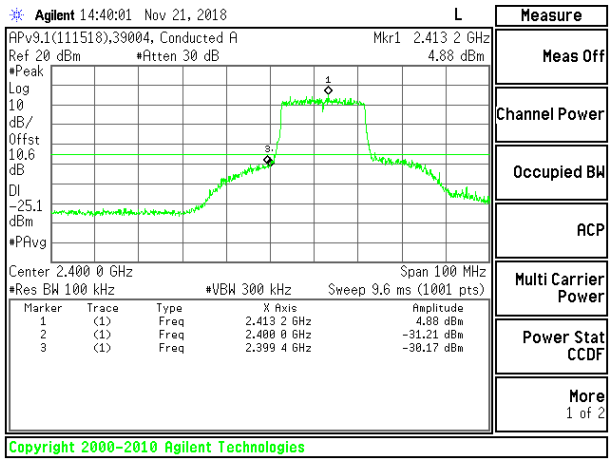

LOW CHANNEL 1 BANDEDGE CHAIN 1

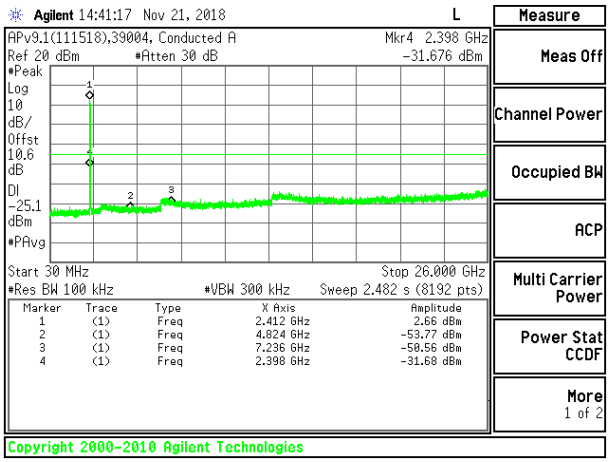

OUT-OF-BAND LOW CHANNEL 1 CHAIN 1

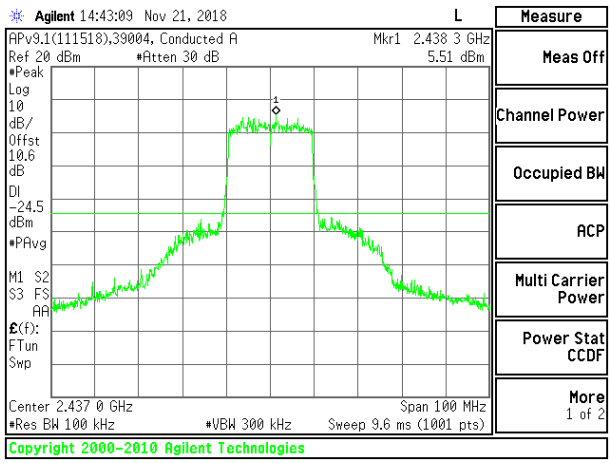

IN-BAND REFERENCE LEVEL CHAIN 1

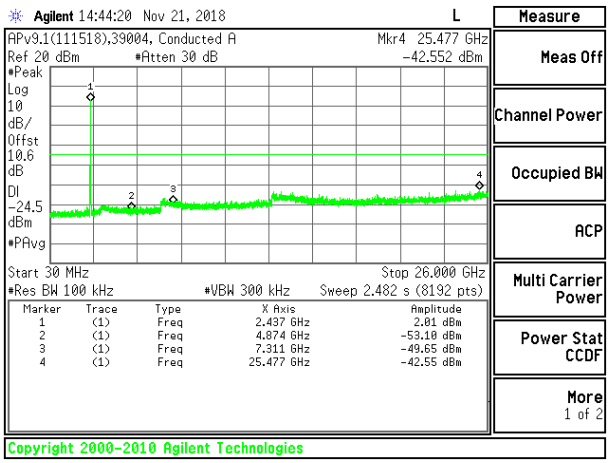

OUT-OF-BAND MID CHANNEL CHAIN 1

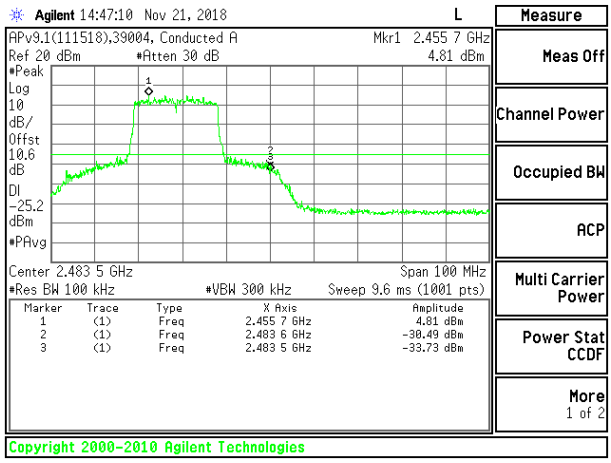

HIGH CHANNEL 11 BANDEDGE CHAIN 1

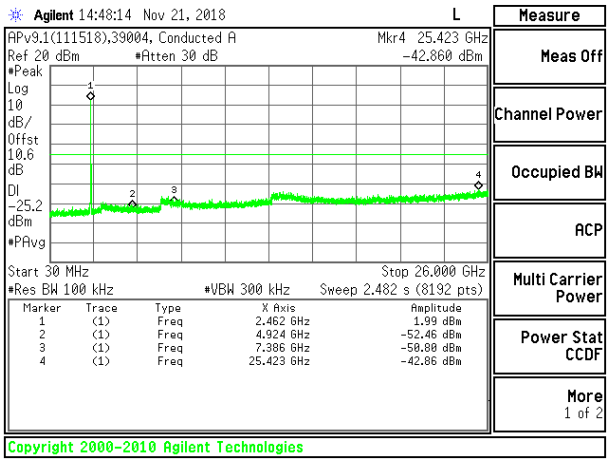

OUT-OF-BAND HIGH CHANNEL 11 CHAIN 1

UL VERIFICATION SERVICES INC.
47173 Benicia Street, Fremont, CA 94538; USA TEL:(510) 771-1000FAX:(510) 661-0888
This report shall not be reproduced except in full, without the written approval of UL Verification Services Inc.

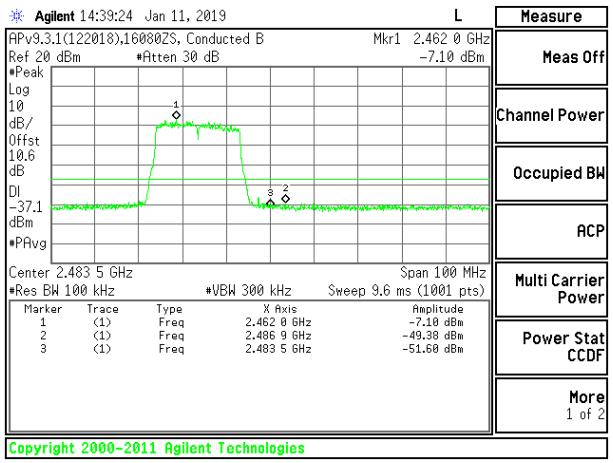

HIGH CHANNEL 12 BANDEDGE CHAIN 1

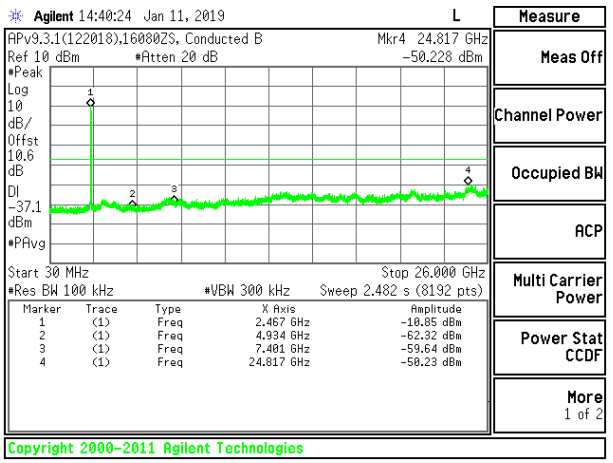

OUT-OF-BAND HIGH CHANNEL 12 CHAIN 1

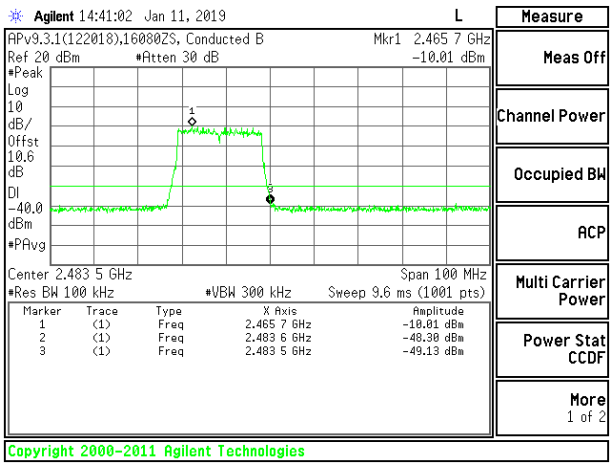

HIGH CHANNEL 13 BANDEDGE CHAIN 1

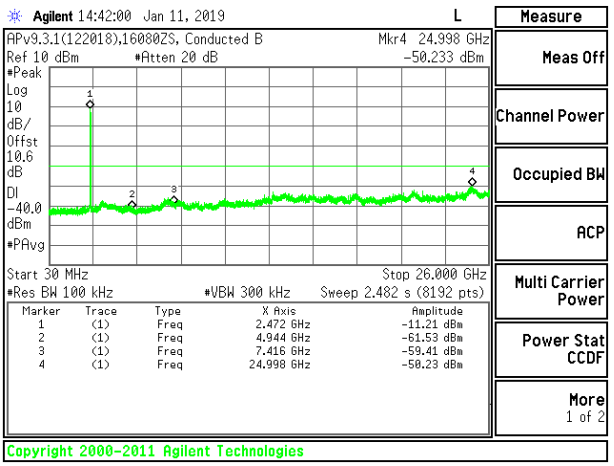

OUT-OF-BAND HIGH CHANNEL 13 CHAIN 1

UL VERIFICATION SERVICES INC.
47173 Benicia Street, Fremont, CA 94538; USA TEL:(510) 771-1000FAX:(510) 661-0888
This report shall not be reproduced except in full, without the written approval of UL Verification Services Inc.

2TX Chain 0 + Chain 1 OFDMA MODE – 106-Tones, RU index 53

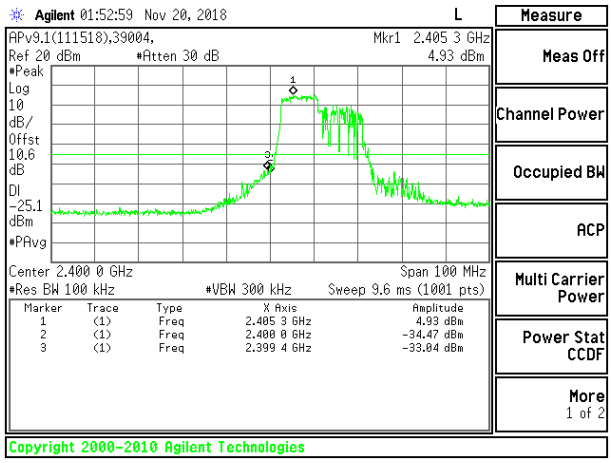

LOW CHANNEL 1 BANDEDGE CHAIN 0

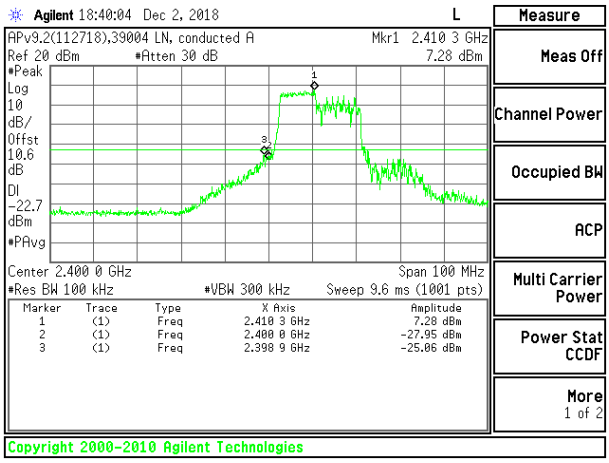

LOW CHANNEL 1 BANDEDGE CHAIN 1

2TX Chain 0 + Chain 1 OFDMA MODE – 106-Tones, RU index 54

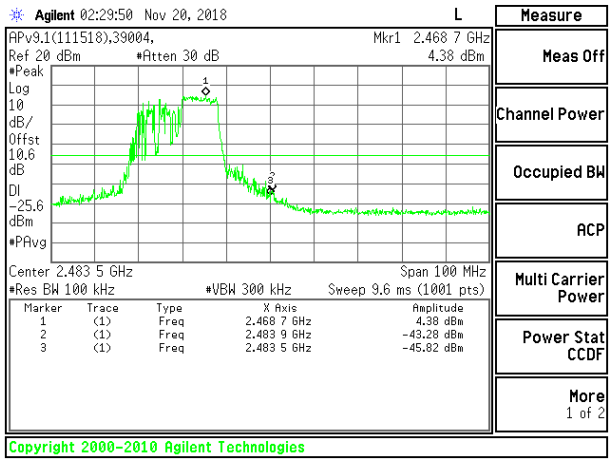

HIGH CHANNEL 11 BANDEDGE CHAIN 0

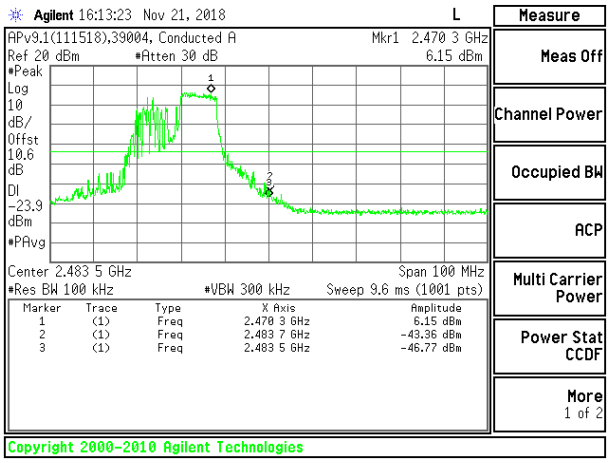

HIGH CHANNEL 11 BANDEDGE CHAIN 1

UL VERIFICATION SERVICES INC.
47173 Benicia Street, Fremont, CA 94538; USA TEL:(510) 771-1000FAX:(510) 661-0888
This report shall not be reproduced except in full, without the written approval of UL Verification Services Inc.

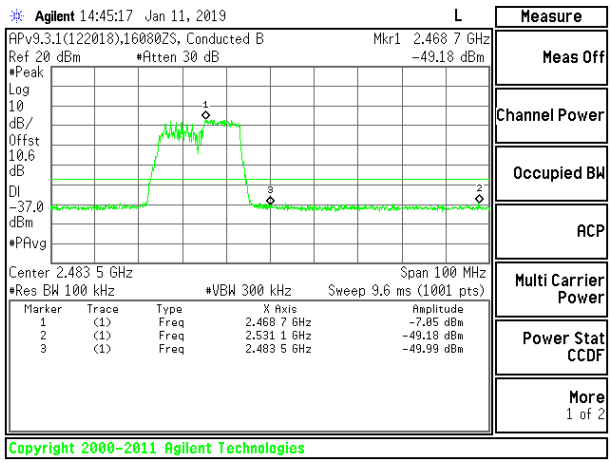

HIGH CHANNEL 12 BANDEDGE CHAIN 0

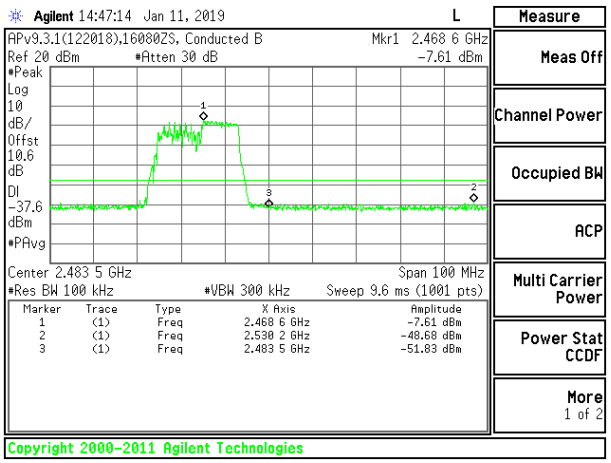

HIGH CHANNEL 12 BANDEDGE CHAIN 1

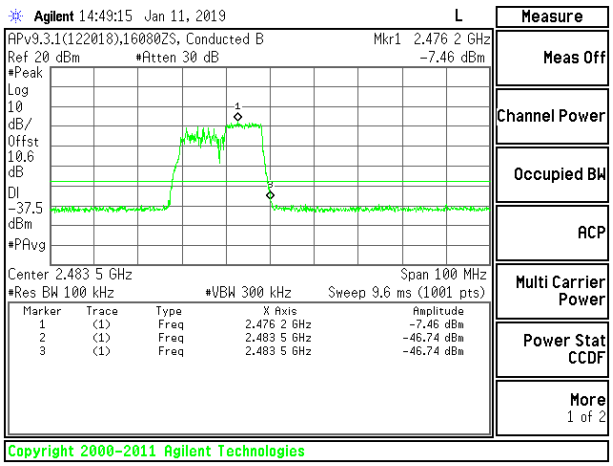

HIGH CHANNEL 13 BANDEDGE CHAIN 0

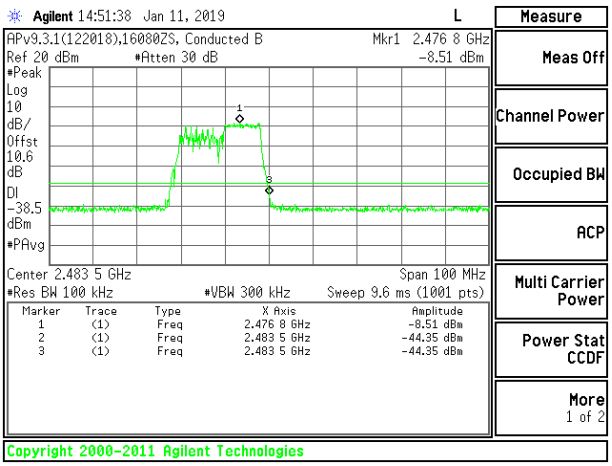

HIGH CHANNEL 13 BANDEDGE CHAIN 1

UL VERIFICATION SERVICES INC.
47173 Benicia Street, Fremont, CA 94538; USA TEL:(510) 771-1000FAX:(510) 661-0888
This report shall not be reproduced except in full, without the written approval of UL Verification Services Inc.

2TX Chain 0 + Chain 1 OFDMA MODE – 52-Tones, RU index 37

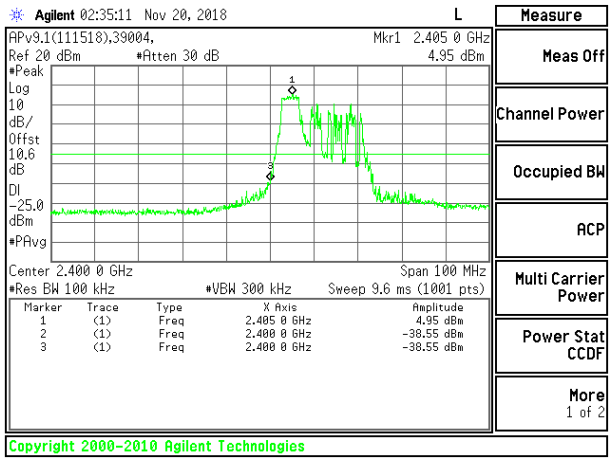

LOW CHANNEL 1 BANDEDGE CHAIN 0

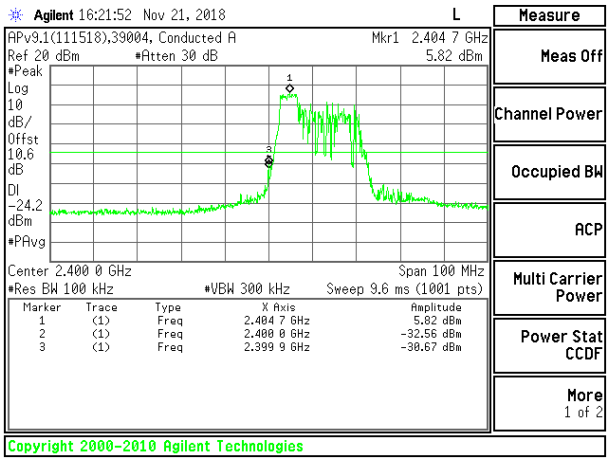

LOW CHANNEL 1 BANDEDGE CHAIN 1

2TX Chain 0 + Chain 1 OFDMA MODE – 52-Tones, RU index 40

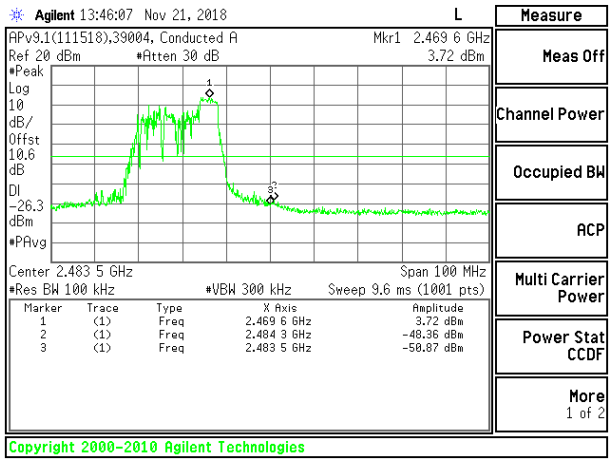

HIGH CHANNEL 11 BANDEDGE CHAIN 0

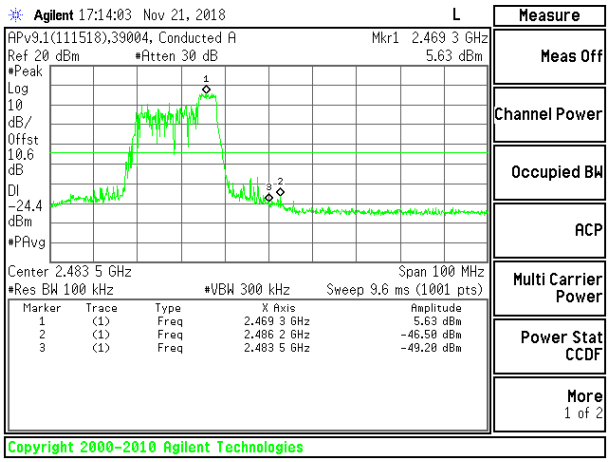

HIGH CHANNEL 11 BANDEDGE CHAIN 1

UL VERIFICATION SERVICES INC.
47173 Benicia Street, Fremont, CA 94538; USA TEL:(510) 771-1000FAX:(510) 661-0888
This report shall not be reproduced except in full, without the written approval of UL Verification Services Inc.

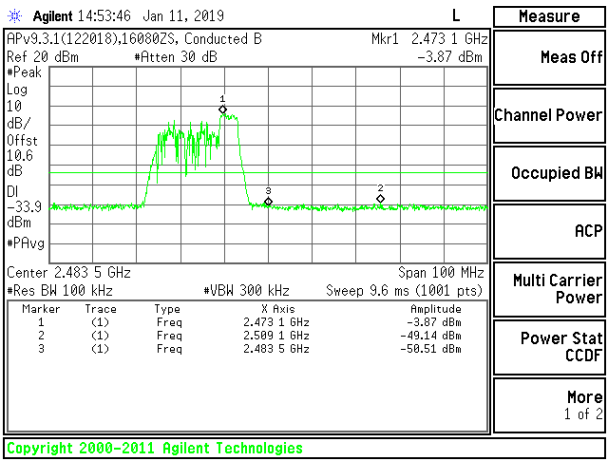

HIGH CHANNEL 12 BANDEDGE CHAIN 0

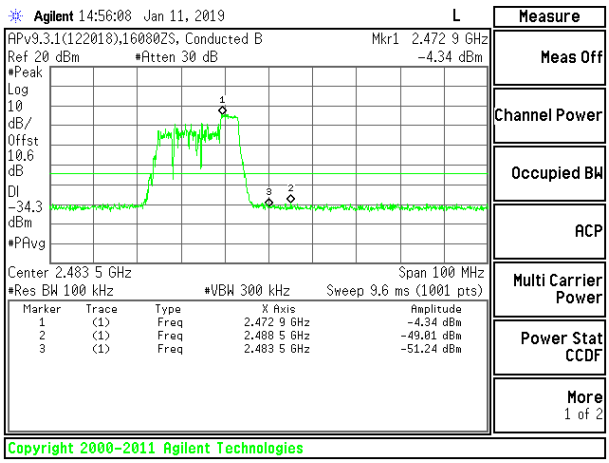

HIGH CHANNEL 12 BANDEDGE CHAIN 1

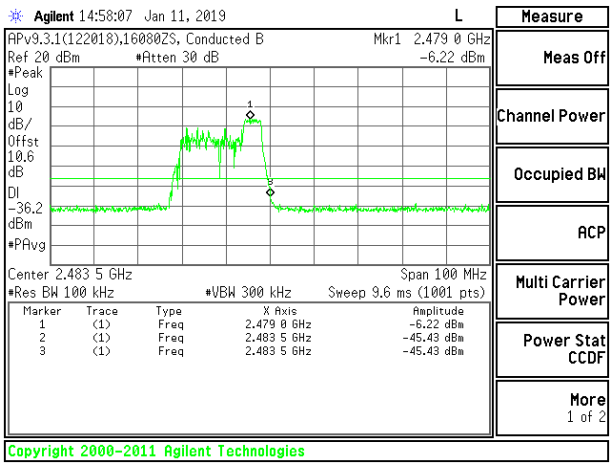

HIGH CHANNEL 13 BANDEDGE CHAIN 0

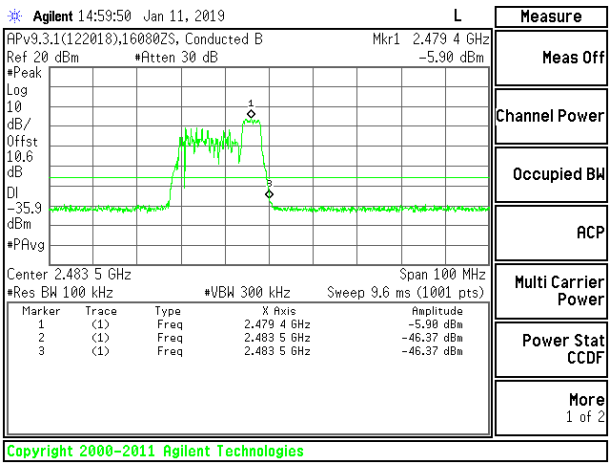

HIGH CHANNEL 13 BANDEDGE CHAIN 1

UL VERIFICATION SERVICES INC.
47173 Benicia Street, Fremont, CA 94538; USA TEL:(510) 771-1000FAX:(510) 661-0888
This report shall not be reproduced except in full, without the written approval of UL Verification Services Inc.

2TX Chain 0 + Chain 1 OFDMA MODE – 26-Tones, RU index 0

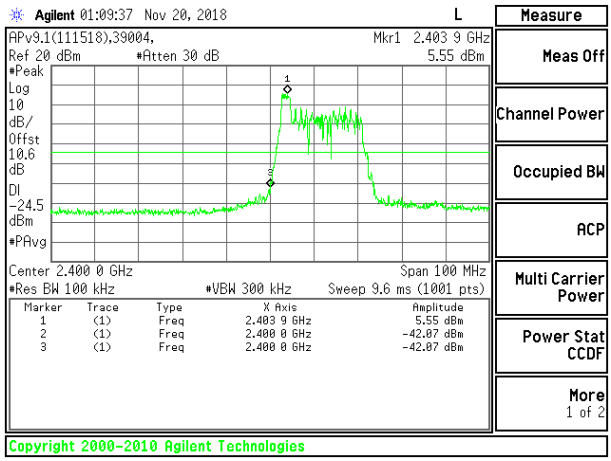

LOW CHANNEL 1 BANDEDGE CHAIN 0

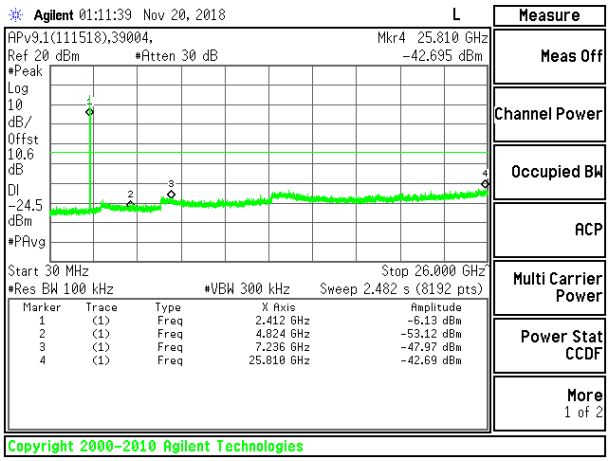

OUT-OF-BAND LOW CHANNEL 1 CHAIN 0

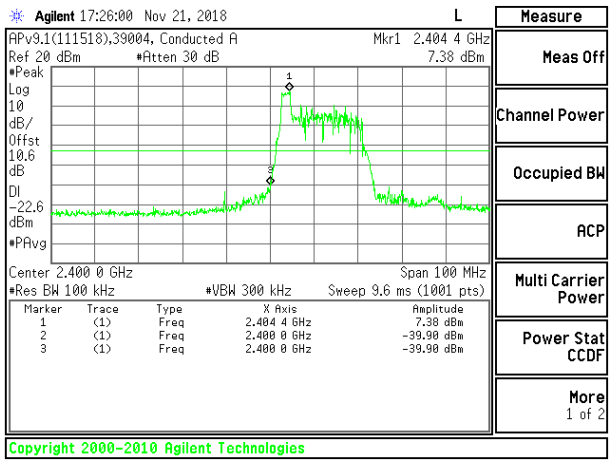

LOW CHANNEL 1 BANDEDGE CHAIN 1

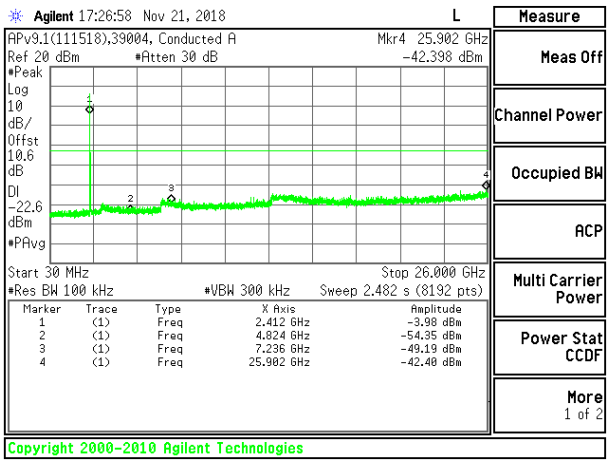

OUT-OF-BAND LOW CHANNEL 1 CHAIN 1

UL VERIFICATION SERVICES INC.
47173 Benicia Street, Fremont, CA 94538; USA TEL:(510) 771-1000FAX:(510) 661-0888
This report shall not be reproduced except in full, without the written approval of UL Verification Services Inc.

2TX Chain 0 + Chain 1 OFDMA MODE – 26-Tones, RU index 4

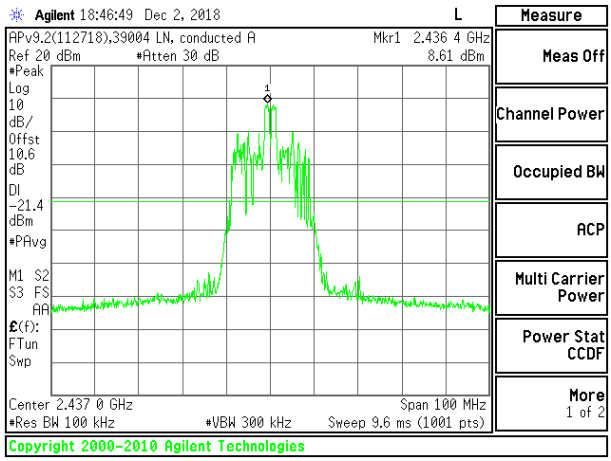

IN-BAND REFERENCE LEVEL CHAIN 0

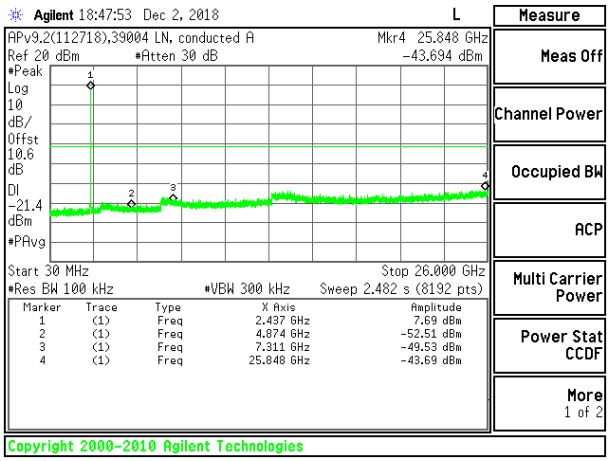

OUT-OF-BAND MID CHANNEL CHAIN 0

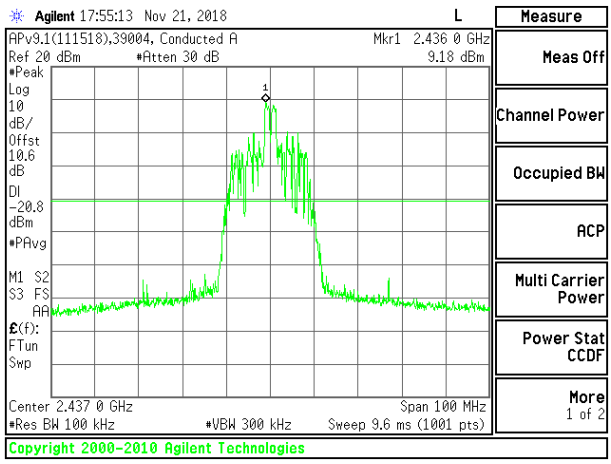

IN-BAND REFERENCE LEVEL CHAIN 1

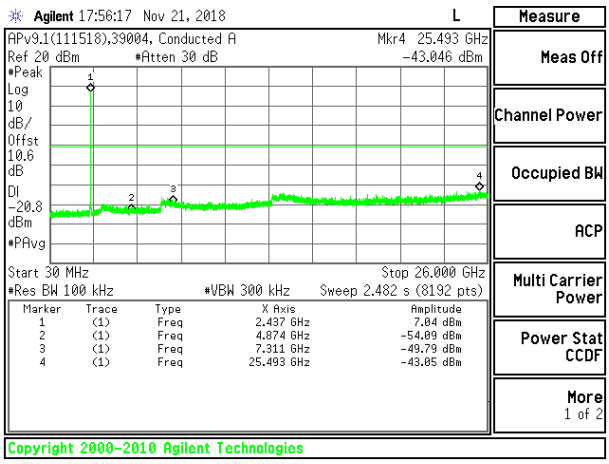

OUT-OF-BAND MID CHANNEL CHAIN 1

UL VERIFICATION SERVICES INC.
47173 Benicia Street, Fremont, CA 94538; USA TEL:(510) 771-1000FAX:(510) 661-0888
This report shall not be reproduced except in full, without the written approval of UL Verification Services Inc.

2TX Chain 0 + Chain 1 OFDMA MODE – 26-Tones, RU index 8

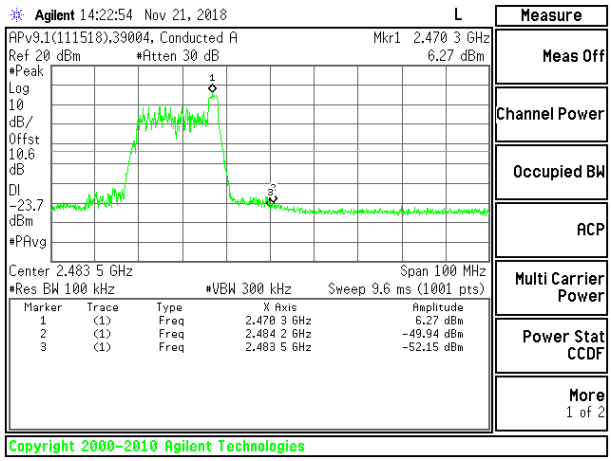

HIGH CHANNEL 11 BANDEDGE CHAIN 0

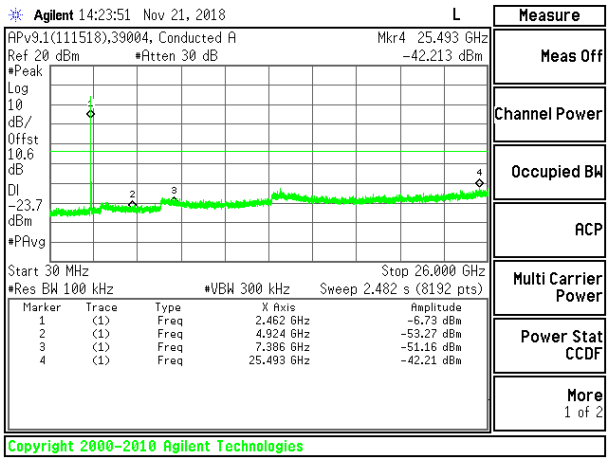

OUT-OF-BAND HIGH CHANNEL 11 CHAIN 0

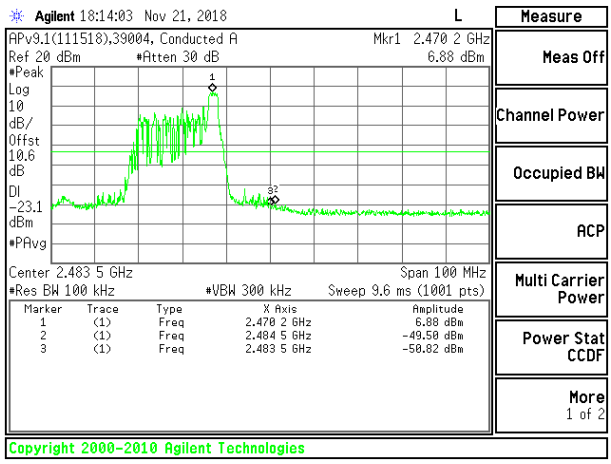

HIGH CHANNEL 11 BANDEDGE CHAIN 1

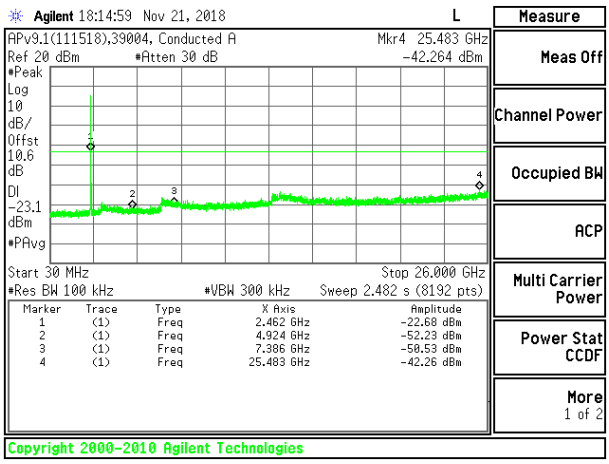

OUT-OF-BAND HIGH CHANNEL 11 CHAIN 1

UL VERIFICATION SERVICES INC.
47173 Benicia Street, Fremont, CA 94538; USA TEL:(510) 771-1000FAX:(510) 661-0888
This report shall not be reproduced except in full, without the written approval of UL Verification Services Inc.

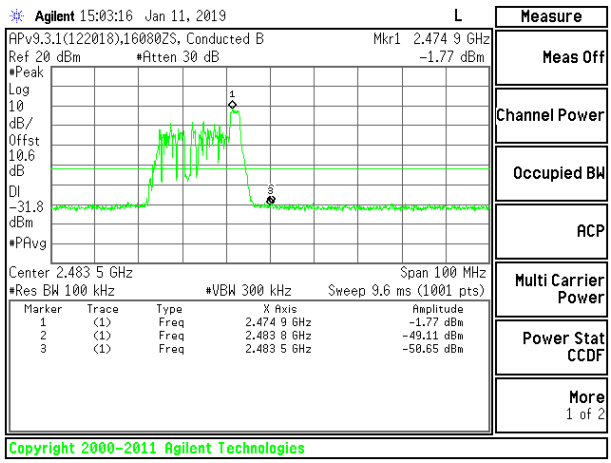

HIGH CHANNEL 12 BANDEDGE CHAIN 0

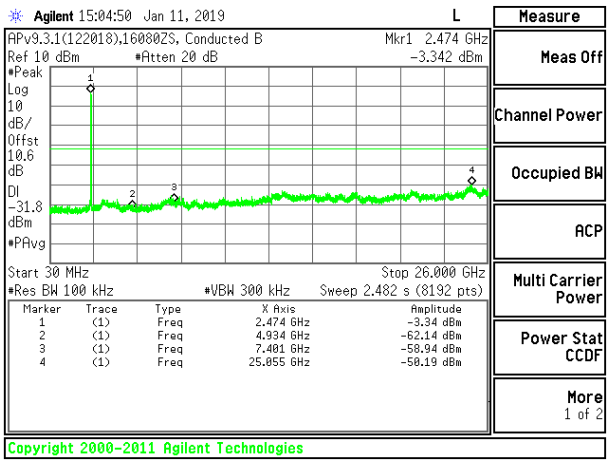

OUT-OF-BAND HIGH CHANNEL 12 CHAIN 0

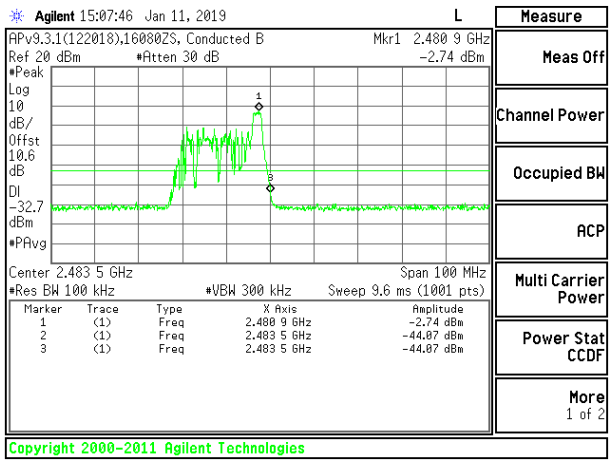

HIGH CHANNEL 13 BANDEDGE CHAIN 1

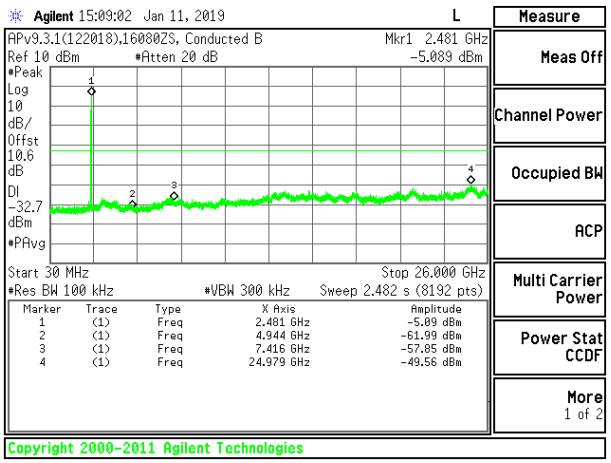

OUT-OF-BAND HIGH CHANNEL 13 CHAIN 1

UL VERIFICATION SERVICES INC.
47173 Benicia Street, Fremont, CA 94538; USA TEL:(510) 771-1000FAX:(510) 661-0888
This report shall not be reproduced except in full, without the written approval of UL Verification Services Inc.

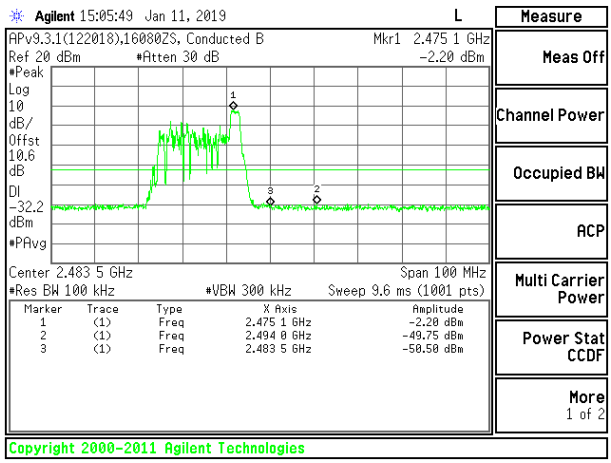

HIGH CHANNEL 12 BANDEDGE CHAIN 0

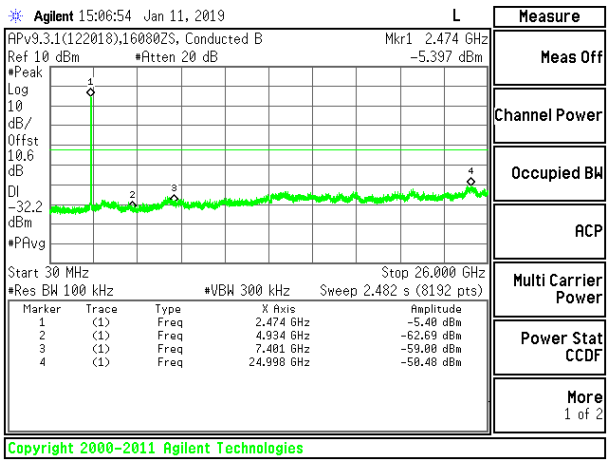

OUT-OF-BAND HIGH CHANNEL 12 CHAIN 0

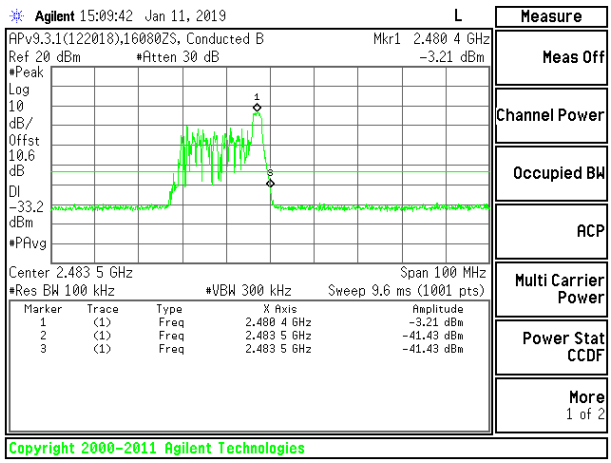

HIGH CHANNEL 13 BANDEDGE CHAIN 1

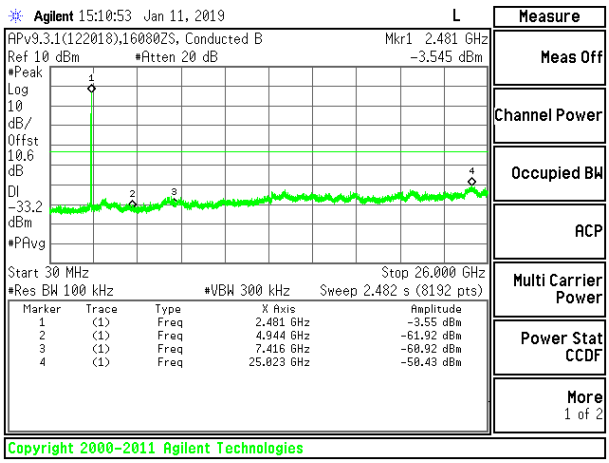

OUT-OF-BAND HIGH CHANNEL 13 CHAIN 1

UL VERIFICATION SERVICES INC.
47173 Benicia Street, Fremont, CA 94538; USA TEL:(510) 771-1000FAX:(510) 661-0888
This report shall not be reproduced except in full, without the written approval of UL Verification Services Inc.

10. RADIATED TEST RESULTS

LIMITS

FCC §15.205 and §15.209

Frequency Range (MHz)	Field Strength Limit (uV/m) at 3 m	Field Strength Limit (dBuV/m) at 3 m
0.009-0.490	2400/F(kHz) @ 300 m	-
0.490-1.705	24000/F(kHz) @ 30 m	-
1.705 - 30	30 @ 30m	-
30 - 88	100	40
88 - 216	150	43.5
216 - 960	200	46
Above 960	500	54

TEST PROCEDURE

The EUT is placed on a non-conducting table 80 cm above the ground plane for measurement below 1GHz; 1.5 m above the ground plane for measurement above 1GHz. The antenna to EUT distance is 3 meters. The EUT is configured in accordance with ANSI C63.10. The EUT is set to transmit in a continuous mode.

For measurements below 1 GHz the resolution bandwidth is set to 100 kHz for peak detection measurements or 120 kHz for quasi-peak detection measurements. Peak detection is used unless otherwise noted as quasi-peak.

For pre-scans above 1 GHz the resolution bandwidth is set to 1 MHz; the video bandwidth is set to 30 KHz for peak measurements.

For final measurements above 1 GHz the resolution bandwidth is set to 1 MHz; the video bandwidth is set to 3 MHz for peak measurements and as applicable for average measurements.

The spectrum from 1 GHz to 18 GHz is investigated with the transmitter set to the lowest, middle, and highest channels in each applicable band. Below 1GHz and above 18GHz emissions, the channel with the highest output power was tested.

The frequency range of interest is monitored at a fixed antenna height and EUT azimuth. The EUT is rotated through 360 degrees to maximize emissions received. The antenna is scanned from 1 to 4 meters above the ground plane to further maximize the emission. Measurements are made with the antenna polarized in both the vertical and the horizontal positions.

UL VERIFICATION SERVICES INC.
47173 Benicia Street, Fremont, CA 94538; USA TEL:(510) 771-1000FAX:(510) 661-0888
This report shall not be reproduced except in full, without the written approval of UL Verification Services Inc.

10.1. TRANSMITTER ABOVE 1 GHz

10.1.1. TX ABOVE 1 GHz 802.11b MODE IN THE 2.4 GHz BAND

1TX Chain 0 MODE

BANDEDGE (LOW CHANNEL, CH 1)

HORIZONTAL RESULT

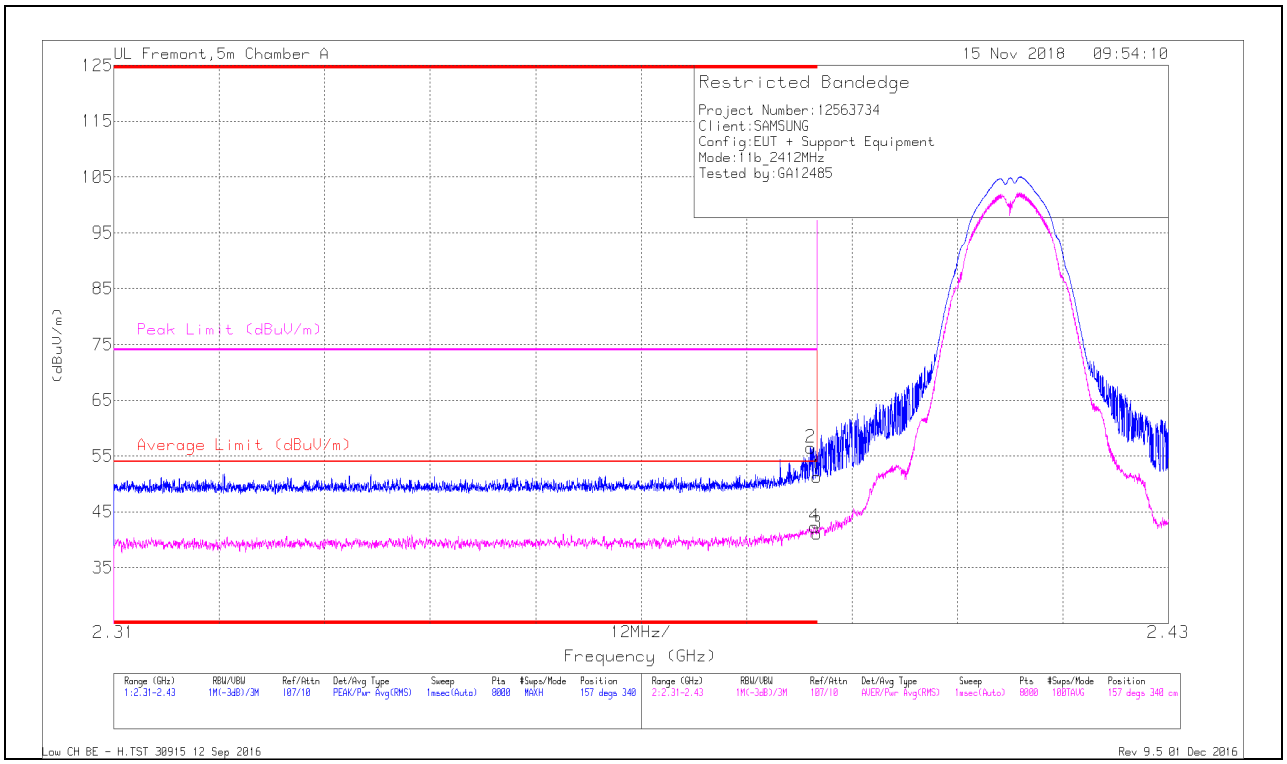

Marker	Frequency (GHz)	Meter Reading (dBuV)	Det	AF T862 (dB/m)	Amp/Cbl/Fltr/Pad (dB)	DC Corr (dB)	Corrected Reading (dBuV/m)	Average Limit (dBuV/m)	Margin (dB)	Peak Limit (dBuV/m)	PK Margin (dB)	Azimuth (Degs)	Height (cm)	Polarity
1	* 2.39	41.62	Pk	31.8	-22.1	0	51.32	-	-	74	-22.68	157	340	H
2	* 2.389	46.83	Pk	31.8	-22.1	0	56.53	-	-	74	-17.47	157	340	H
3	* 2.39	31.38	RMS	31.8	-22.1	0	41.08	54	-12.92	-	-	157	340	H
4	* 2.39	32.69	RMS	31.8	-22.1	0	42.39	54	-11.61	-	-	157	340	H

* - indicates frequency in CFR47 Pt 15 / IC RSS-Restricted Band
Pk - Peak detector
RMS - RMS detection

UL VERIFICATION SERVICES INC.
47173 Benicia Street, Fremont, CA 94538; USA TEL:(510) 771-1000FAX:(510) 661-0888
This report shall not be reproduced except in full, without the written approval of UL Verification Services Inc.

VERTICAL RESULT

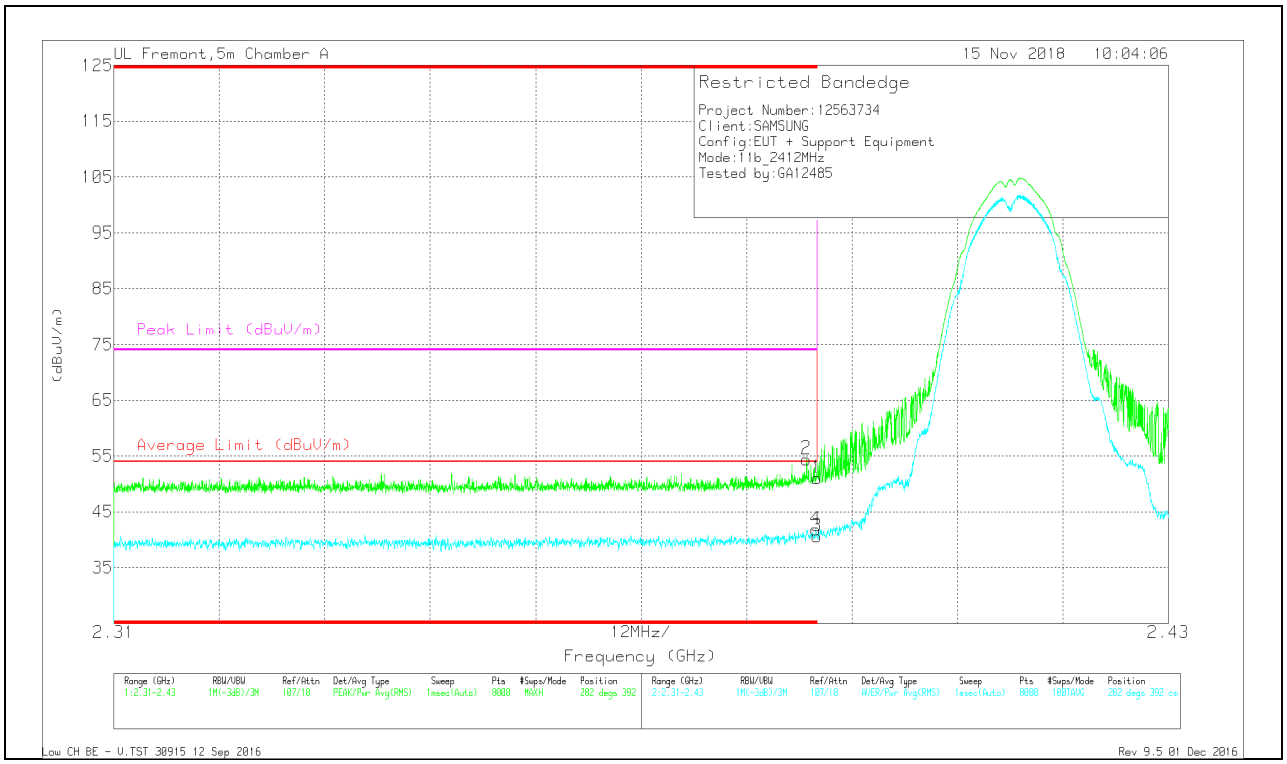

Marker	Frequency (GHz)	Meter Reading (dBuV)	Det	AF T862 (dB/m)	Amp/Cbl/Fltr/Pad (dB)	DC Corr (dB)	Corrected Reading (dBuV/m)	Average Limit (dBuV/m)	Margin (dB)	Peak Limit (dBuV/m)	PK Margin (dB)	Azimuth (Degs)	Height (cm)	Polarity
1	* 2.39	41.34	Pk	31.8	-22.1	0	51.04	-	-	74	-22.96	282	392	V
2	* 2.389	44.75	Pk	31.8	-22.1	0	54.45	-	-	74	-19.55	282	392	V
3	* 2.39	30.94	RMS	31.8	-22.1	0	40.64	54	-13.36	-	-	282	392	V
4	* 2.39	32.16	RMS	31.8	-22.1	0	41.86	54	-12.14	-	-	282	392	V

* - indicates frequency in CFR47 Pt 15 / IC RSS-Restricted Band
Pk - Peak detector
RMS - RMS detection

UL VERIFICATION SERVICES INC.
47173 Benicia Street, Fremont, CA 94538; USA TEL:(510) 771-1000FAX:(510) 661-0888
This report shall not be reproduced except in full, without the written approval of UL Verification Services Inc.

BANDEDGE (HIGH CHANNEL, CH 11)

HORIZONTAL RESULT

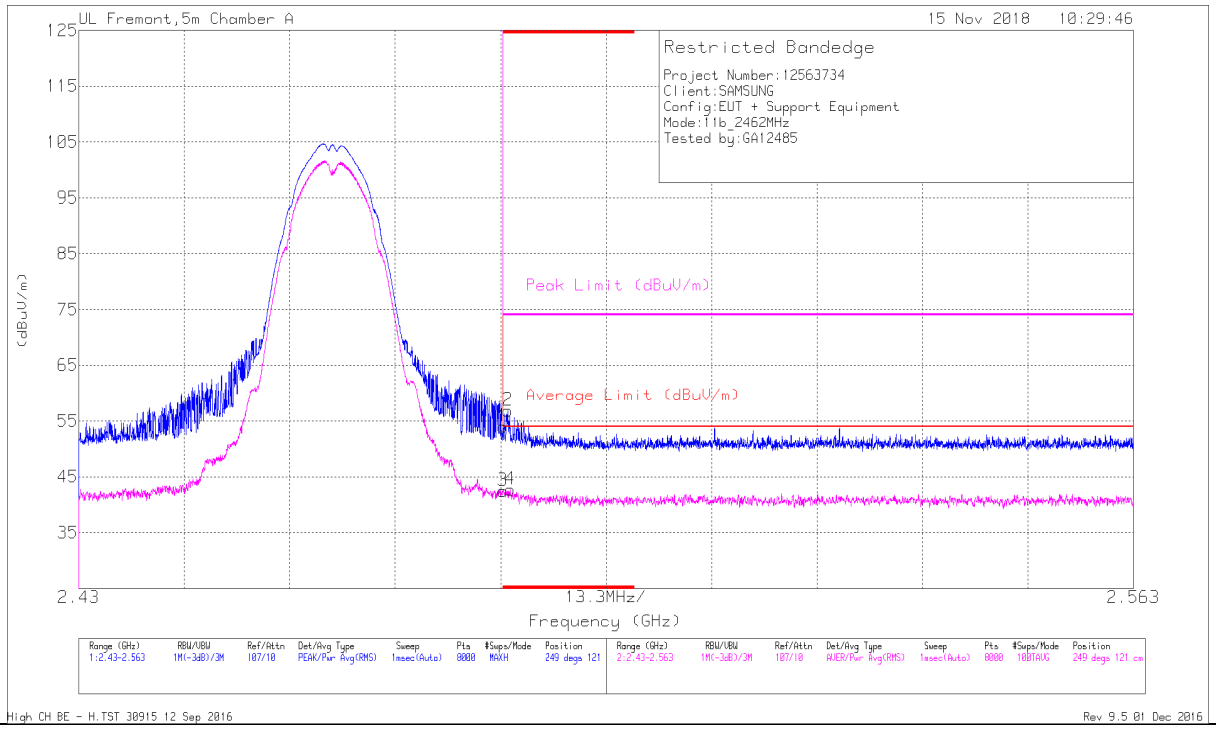

Marker	Frequency (GHz)	Meter Reading (dBuV)	Det	AF T862 (dB/m)	Amp/Cbl/Fltr/Pad (dB)	DC Corr (dB)	Corrected Reading (dBuV/m)	Average Limit (dBuV/m)	Margin (dB)	Peak Limit (dBuV/m)	PK Margin (dB)	Azimuth (Degs)	Height (cm)	Polarity
1	* 2.484	43.47	Pk	32.3	-21.8	0	53.97	-	-	74	-20.03	249	121	H
2	* 2.484	46.35	Pk	32.3	-21.8	0	56.85	-	-	74	-17.15	249	121	H
3	* 2.484	31.94	RMS	32.3	-21.8	0	42.44	54	-11.56	-	-	249	121	H
4	* 2.484	32.18	RMS	32.3	-21.8	0	42.68	54	-11.32	-	-	249	121	H

* - indicates frequency in CFR47 Pt 15 / IC RSS-Restricted Band
Pk - Peak detector
RMS - RMS detection

UL VERIFICATION SERVICES INC.
47173 Benicia Street, Fremont, CA 94538; USA TEL:(510) 771-1000FAX:(510) 661-0888
This report shall not be reproduced except in full, without the written approval of UL Verification Services Inc.

VERTICAL RESULT

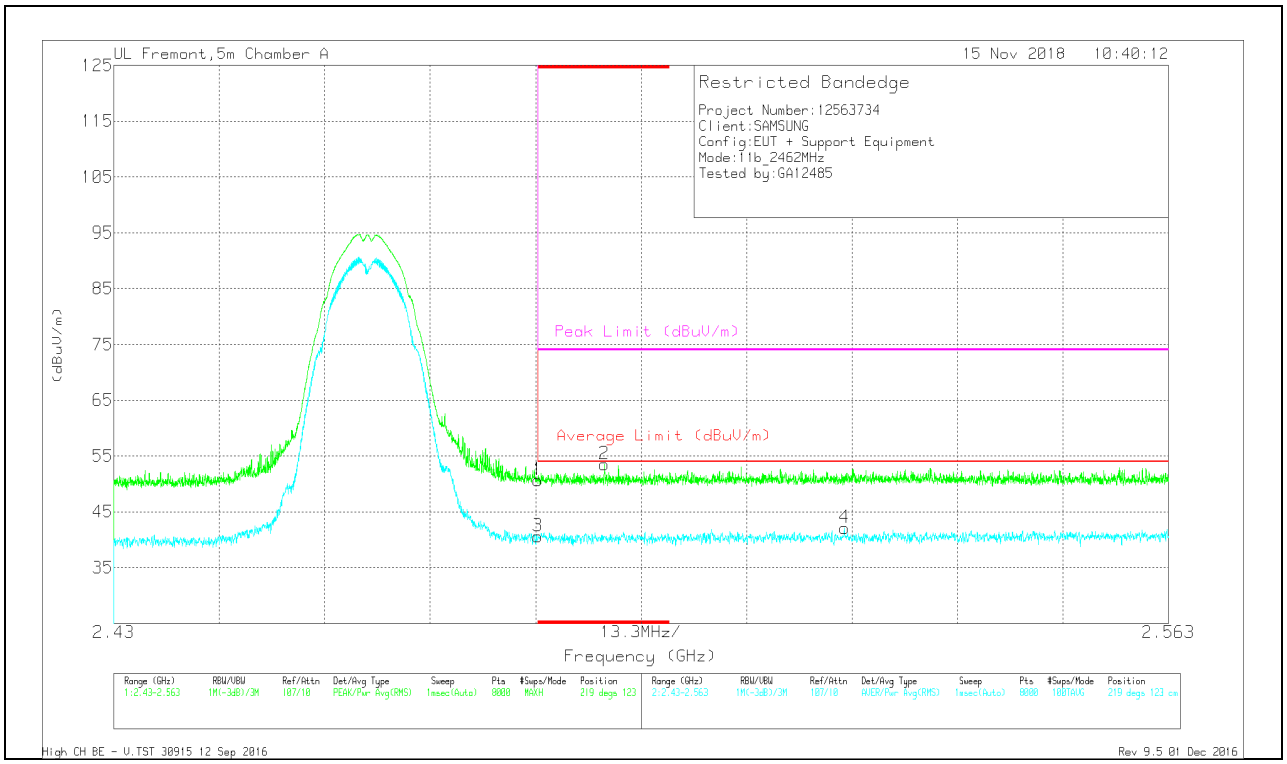

Marker	Frequency (GHz)	Meter Reading (dBuV)	Det	AF T862 (dB/m)	Amp/Cbl/Fltr/Pad (dB)	DC Corr (dB)	Corrected Reading (dBuV/m)	Average Limit (dBuV/m)	Margin (dB)	Peak Limit (dBuV/m)	PK Margin (dB)	Azimuth (Degs)	Height (cm)	Polarity
1	* 2.484	40.14	Pk	32.3	-21.8	0	50.64	-	-	74	-23.36	219	123	V
2	* 2.492	42.95	Pk	32.4	-21.8	0	53.55	-	-	74	-20.45	219	123	V
3	* 2.484	30.07	RMS	32.3	-21.8	0	40.57	54	-13.43	-	-	219	123	V
4	2.522	31.37	RMS	32.4	-21.7	0	42.07	54	-11.93	-	-	219	123	V

* - indicates frequency in CFR47 Pt 15 / IC RSS-Restricted Band
Pk - Peak detector
RMS - RMS detection

UL VERIFICATION SERVICES INC.
47173 Benicia Street, Fremont, CA 94538; USA TEL:(510) 771-1000FAX:(510) 661-0888
This report shall not be reproduced except in full, without the written approval of UL Verification Services Inc.

BANDEDGE (HIGH CHANNEL, CH 12)

HORIZONTAL RESULT

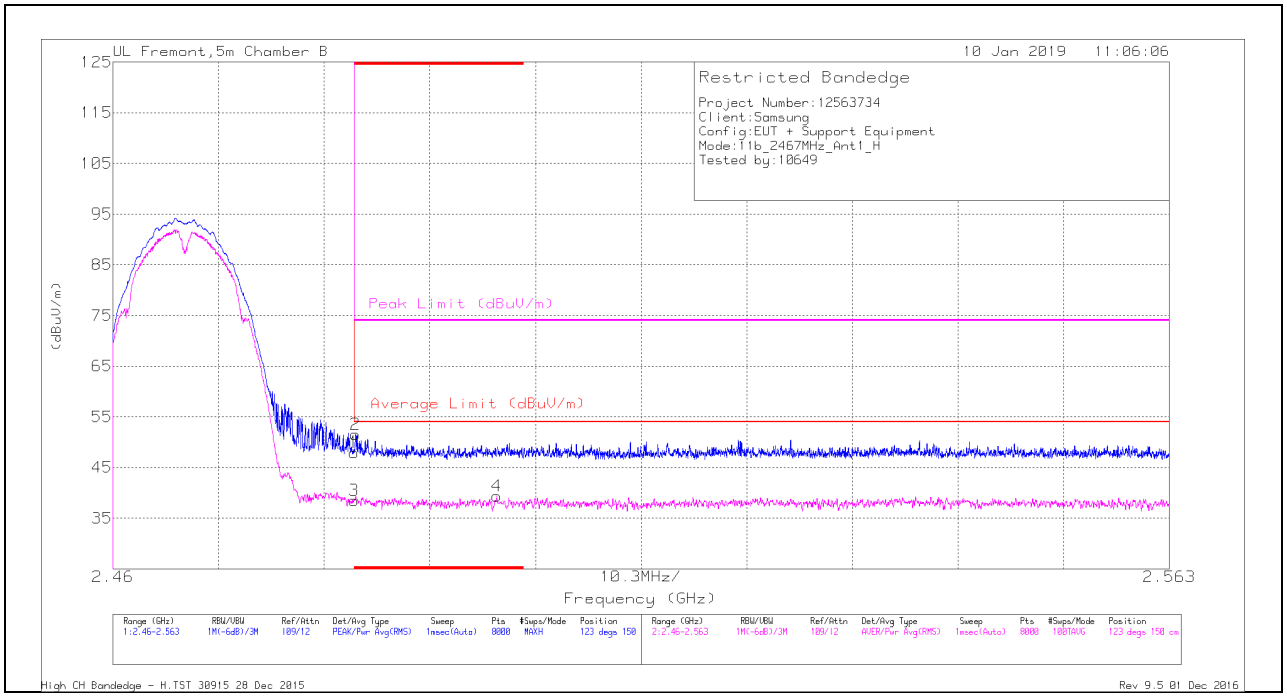

Marker	Frequency (GHz)	Meter Reading (dBuV)	Det	AF T863 (dB/m)	Amp/Cbl/Fltr/Pad (dB)	Corrected Reading (dBuV/m)	Average Limit (dBuV/m)	Margin (dB)	Peak Limit (dBuV/m)	PK Margin (dB)	Azimuth (Degs)	Height (cm)	Polarity
1	* 2.484	35.69	Pk	32.6	-20.3	47.99	-	-	74	-26.01	123	150	H
2	* 2.484	39.33	Pk	32.6	-20.4	51.53	-	-	74	-22.47	123	150	H
3	* 2.484	26.17	RMS	32.6	-20.3	38.47	54	-15.53	-	-	123	150	H
4	* 2.497	27.2	RMS	32.7	-20.5	39.4	54	-14.6	-	-	123	150	H

* - indicates frequency in CFR47 Pt 15 / IC RSS-Restricted Band
Pk - Peak detector
RMS - RMS detection

UL VERIFICATION SERVICES INC.
47173 Benicia Street, Fremont, CA 94538; USA TEL:(510) 771-1000FAX:(510) 661-0888
This report shall not be reproduced except in full, without the written approval of UL Verification Services Inc.

VERTICAL RESULT

Marker	Frequency (GHz)	Meter Reading (dBuV)	Det	AF T863 (dB/m)	Amp/Cbl/Fltr/Pad (dB)	Corrected Reading (dBuV/m)	Average Limit (dBuV/m)	Margin (dB)	Peak Limit (dBuV/m)	PK Margin (dB)	Azimuth (Degs)	Height (cm)	Polarity
1	* 2.484	35.38	Pk	32.6	-20.3	47.68	-	-	74	-26.32	103	116	V
3	* 2.484	26.29	RMS	32.6	-20.3	38.59	54	-15.41	-	-	103	116	V
4	* 2.489	27.22	RMS	32.6	-20.6	39.22	54	-14.78	-	-	103	116	V
2	2.536	37.8	Pk	32.7	-20.3	50.2	-	-	74	-23.8	103	116	V

* - indicates frequency in CFR47 Pt 15 / IC RSS-Restricted Band
Pk - Peak detector
RMS - RMS detection

UL VERIFICATION SERVICES INC.
47173 Benicia Street, Fremont, CA 94538; USA TEL:(510) 771-1000FAX:(510) 661-0888
This report shall not be reproduced except in full, without the written approval of UL Verification Services Inc.

BANDEDGE (HIGH CHANNEL, CH 13)

HORIZONTAL RESULT

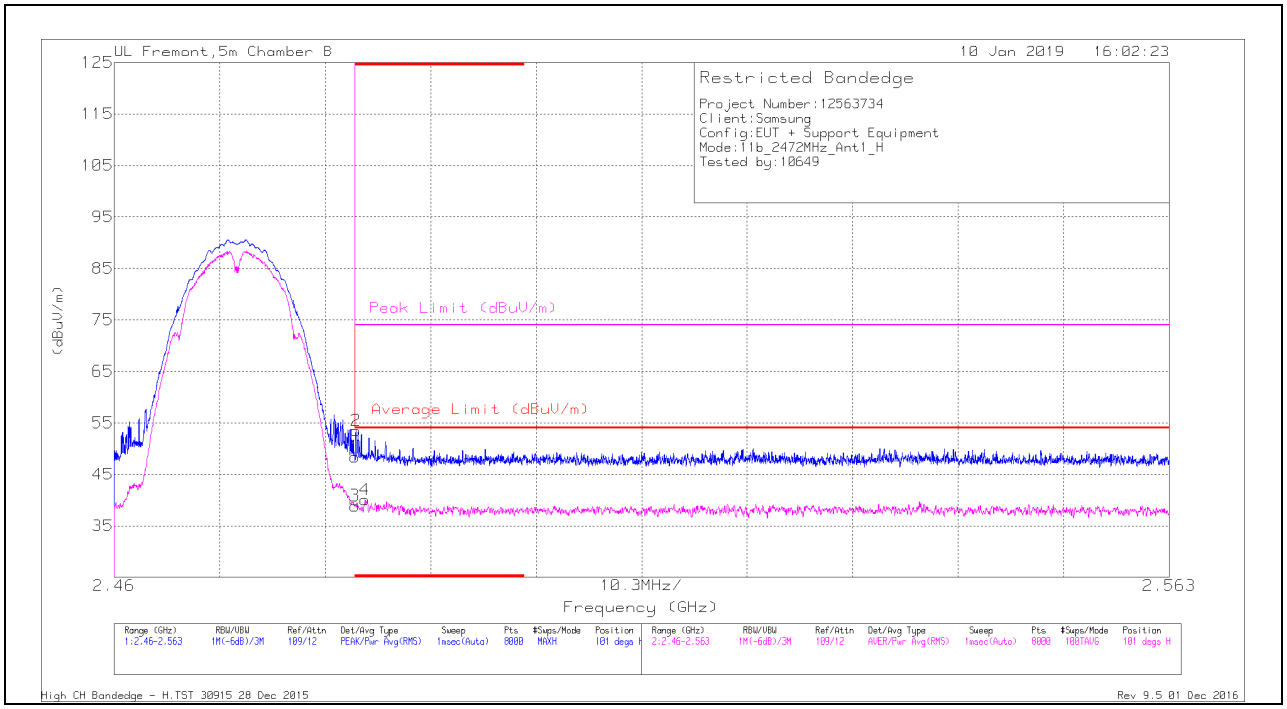

Marker	Frequency (GHz)	Meter Reading (dBuV)	Det	AF T863 (dB/m)	Amp/Cbl/Fltr/Pad (dB)	Corrected Reading (dBuV/m)	Average Limit (dBuV/m)	Margin (dB)	Peak Limit (dBuV/m)	PK Margin (dB)	Azimuth (Degs)	Height (cm)	Polarity
1	* 2.484	36.1	Pk	32.6	-20.3	48.4	-	-	74	-25.6	101	126	H
2	* 2.484	41.17	Pk	32.6	-20.3	53.47	-	-	74	-20.53	101	126	H
3	* 2.484	26.59	RMS	32.6	-20.3	38.89	54	-15.11	-	-	101	126	H
4	* 2.484	27.84	RMS	32.6	-20.4	40.04	54	-13.96	-	-	101	126	H

* - indicates frequency in CFR47 Pt 15 / IC RSS-Restricted Band
Pk - Peak detector
RMS - RMS detection

UL VERIFICATION SERVICES INC.
47173 Benicia Street, Fremont, CA 94538; USA TEL:(510) 771-1000FAX:(510) 661-0888
This report shall not be reproduced except in full, without the written approval of UL Verification Services Inc.

VERTICAL RESULT

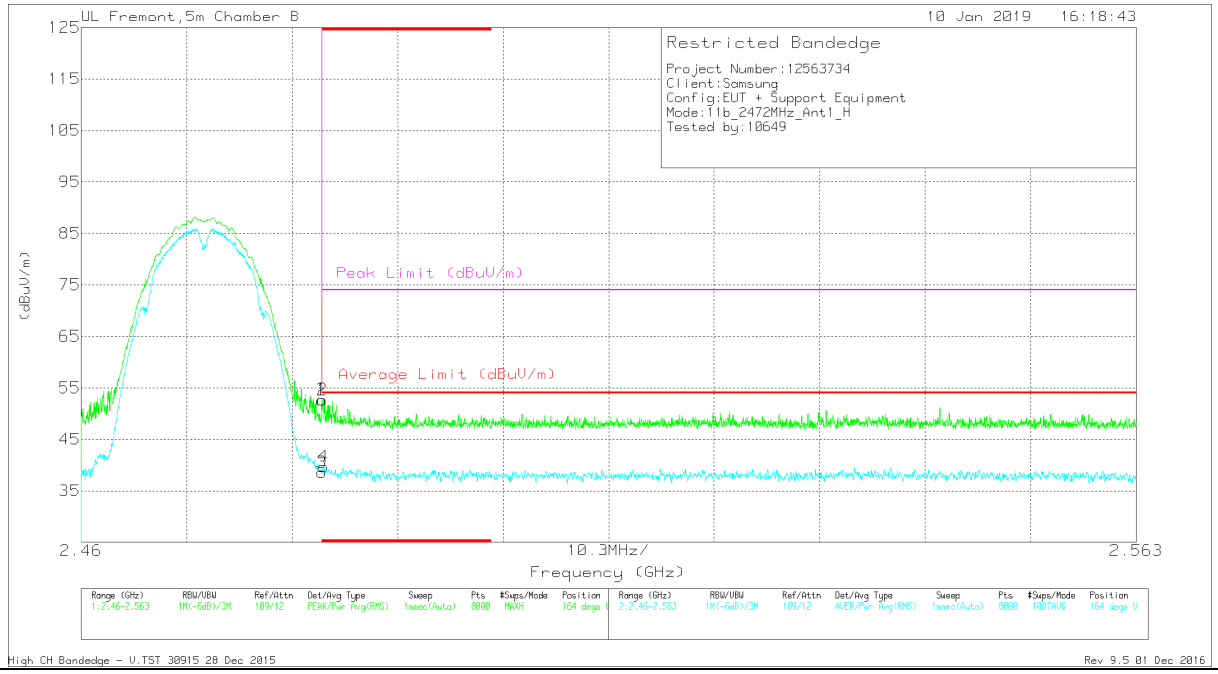

Marker	Frequency (GHz)	Meter Reading (dBuV)	Det	AF T863 (dB/m)	Amp/Cbl/Fltr/Pad (dB)	Corrected Reading (dBuV/m)	Average Limit (dBuV/m)	Margin (dB)	Peak Limit (dBuV/m)	PK Margin (dB)	Azimuth (Degs)	Height (cm)	Polarity
1	* 2.484	40.41	Pk	32.6	-20.3	52.71	-	-	74	-21.29	164	341	V
2	* 2.484	40.37	Pk	32.6	-20.3	52.67	-	-	74	-21.33	164	341	V
3	* 2.484	26.3	RMS	32.6	-20.3	38.6	54	-15.4	-	-	164	341	V
4	* 2.484	27.39	RMS	32.6	-20.3	39.69	54	-14.31	-	-	164	341	V

* - indicates frequency in CFR47 Pt 15 / IC RSS-Restricted Band
Pk - Peak detector
RMS - RMS detection

UL VERIFICATION SERVICES INC.
47173 Benicia Street, Fremont, CA 94538; USA TEL:(510) 771-1000FAX:(510) 661-0888
This report shall not be reproduced except in full, without the written approval of UL Verification Services Inc.

HARMONICS AND SPURIOUS EMISSIONS

LOW CHANNEL, CH 1 RESULTS

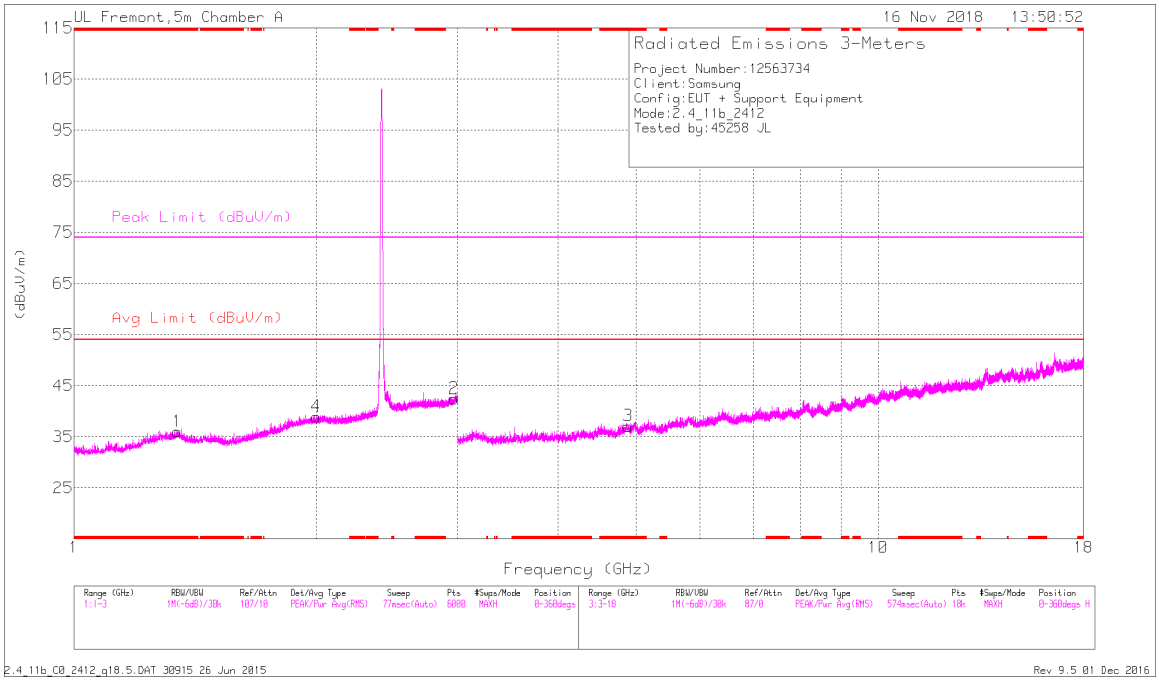

HORIZONTAL

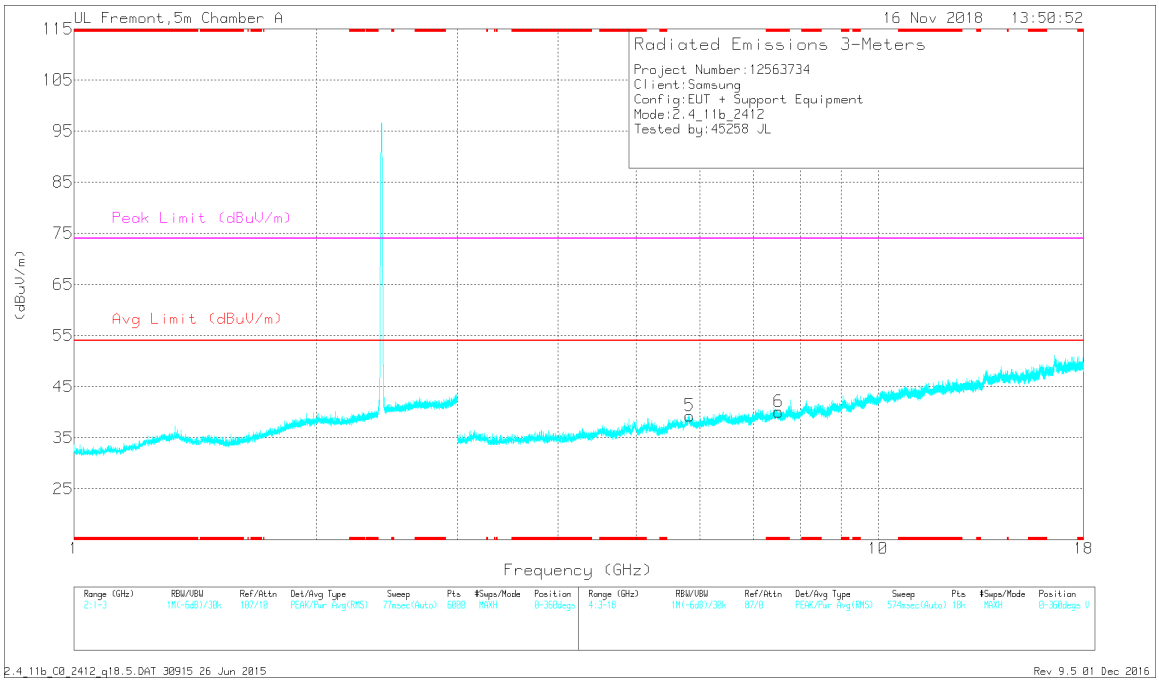

VERTICAL

UL VERIFICATION SERVICES INC.
47173 Benicia Street, Fremont, CA 94538; USA TEL:(510) 771-1000FAX:(510) 661-0888
This report shall not be reproduced except in full, without the written approval of UL Verification Services Inc.

RADIATED EMISSIONS

Marker	Frequency (GHz)	Meter Reading (dBuV)	Det	AF T862 (dB/m)	Amp/Cbl/Fltr/Pad (dB)	DC Corr (dB)	Corrected Reading (dBuV/m)	Avg Limit (dBuV/m)	Margin (dB)	Peak Limit (dBuV/m)	PK Margin (dB)	Azimuth (Degs)	Height (cm)	Polarity
1	* 1.343	35.82	PK2	29.5	-23.4	0	41.92	-	-	74	-32.08	54	152	H
	* 1.345	24.59	MAv1	29.5	-23.4	0	30.69	54	-23.31	-	-	54	152	H
3	* 4.888	35.77	PK2	34.1	-26.1	0	43.77	-	-	74	-30.23	96	192	H
	* 4.887	24.93	MAv1	34.1	-26.1	0	32.93	54	-21.07	-	-	96	192	H
6	* 7.522	32.39	PK2	35.7	-22.1	0	45.99	-	-	74	-28.01	146	210	V
	* 7.519	21.77	MAv1	35.7	-22.1	0	35.37	54	-18.63	-	-	146	210	V
4	2.002	36.43	PK2	31.4	-23	0	44.83	-	-	-	-	187	204	H
2	2.969	37.67	PK2	32.2	-21.3	0	48.57	-	-	-	-	155	223	H
5	5.829	34.76	PK2	35.1	-24.7	0	45.16	-	-	-	-	225	190	V

* - indicates frequency in CFR47 Pt 15 / IC RSS-Restricted Band
PK2 - KDB558074 Method: Maximum Peak
MAv1 - KDB558074 Option 1 Maximum RMS Average

UL VERIFICATION SERVICES INC.
47173 Benicia Street, Fremont, CA 94538; USA TEL:(510) 771-1000FAX:(510) 661-0888
This report shall not be reproduced except in full, without the written approval of UL Verification Services Inc.

MID CHANNEL, CH 6 RESULTS

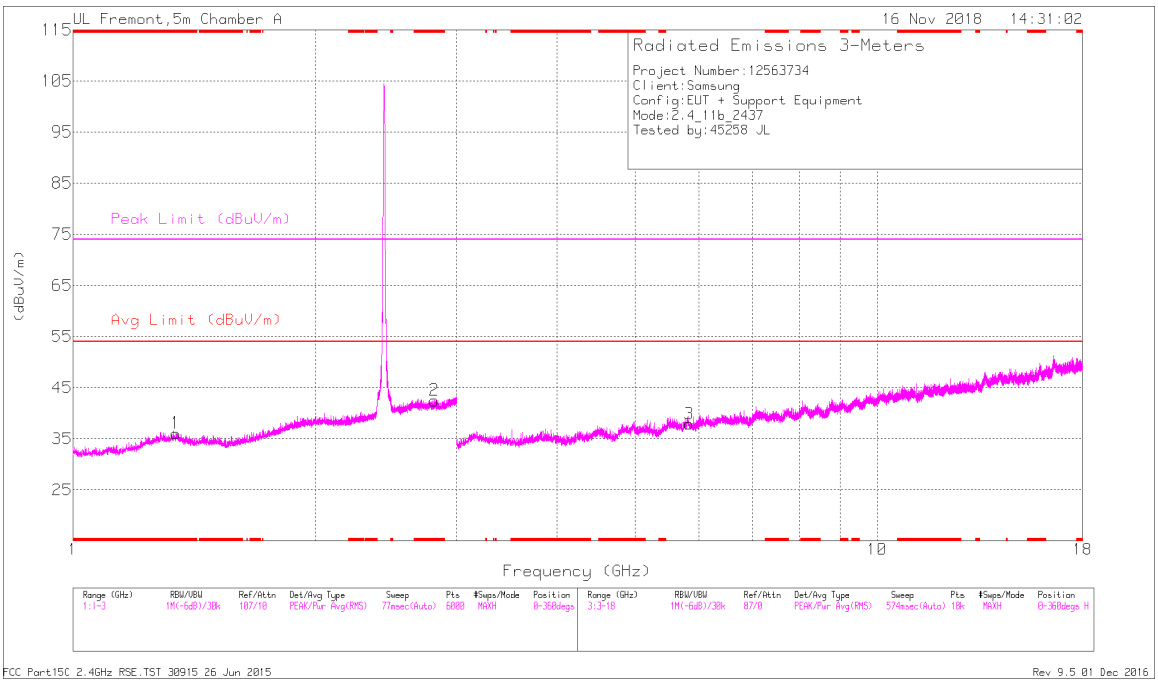

HORIZONTAL

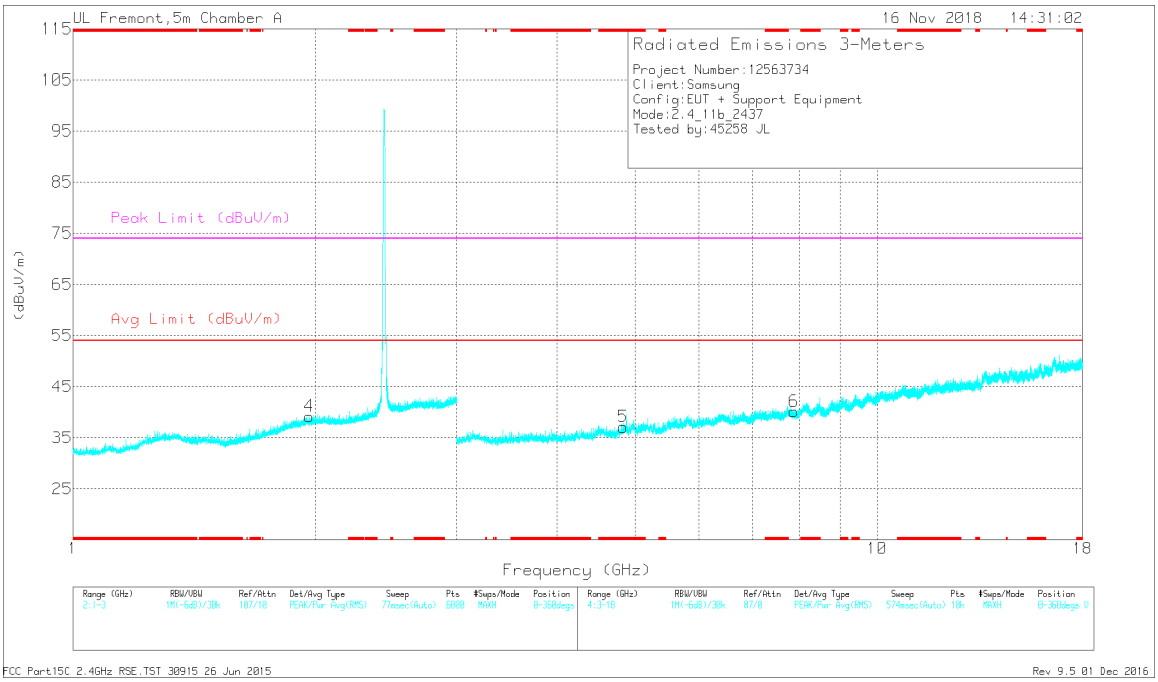

VERTICAL

UL VERIFICATION SERVICES INC.
47173 Benicia Street, Fremont, CA 94538; USA TEL:(510) 771-1000FAX:(510) 661-0888
This report shall not be reproduced except in full, without the written approval of UL Verification Services Inc.

RADIATED EMISSIONS

Marker	Frequency (GHz)	Meter Reading (dBuV)	Det	AF T862 (dB/m)	Amp/Cbl/Fltr/Pad (dB)	DC Corr (dB)	Corrected Reading (dBuV/m)	Avg Limit (dBuV/m)	Margin (dB)	Peak Limit (dBuV/m)	PK Margin (dB)	Azimuth (Degs)	Height (cm)	Polarity
1	* 1.343	35.92	PK2	29.5	-23.4	0	42.02	-	-	74	-31.98	69	147	H
	* 1.341	24.71	MAv1	29.5	-23.4	0	30.81	54	-23.19	-	-	69	147	H
2	* 2.817	37.33	PK2	32.2	-21.8	0	47.73	-	-	74	-26.27	156	165	H
	* 2.814	25.87	MAv1	32.2	-21.8	0	36.27	54	-17.73	-	-	156	165	H
5	* 4.833	35.04	PK2	34.2	-25.8	0	43.44	-	-	74	-30.56	208	187	V
	* 4.832	24.12	MAv1	34.2	-25.9	0	32.42	54	-21.58	-	-	208	187	V
4	1.968	36.32	PK2	31.4	-23	0	44.72	-	-	-	-	233	169	V
3	5.837	34.8	PK2	35.1	-25	0	44.9	-	-	-	-	227	156	H
6	7.879	32.92	PK2	35.8	-22.2	0	46.52	-	-	-	-	328	196	V

* - indicates frequency in CFR47 Pt 15 / IC RSS-Restricted Band
PK2 - KDB558074 Method: Maximum Peak
MAv1 - KDB558074 Option 1 Maximum RMS Average

UL VERIFICATION SERVICES INC.
47173 Benicia Street, Fremont, CA 94538; USA TEL:(510) 771-1000FAX:(510) 661-0888
This report shall not be reproduced except in full, without the written approval of UL Verification Services Inc.

HIGH CHANNEL, CH 11 RESULTS

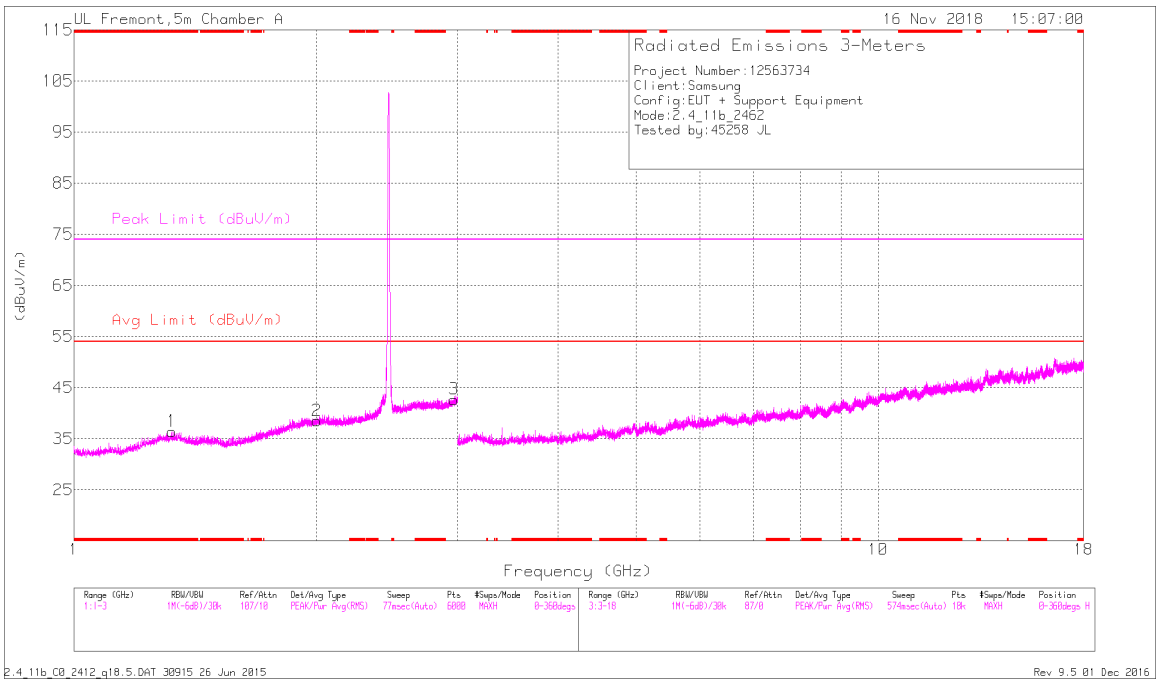

HORIZONTAL

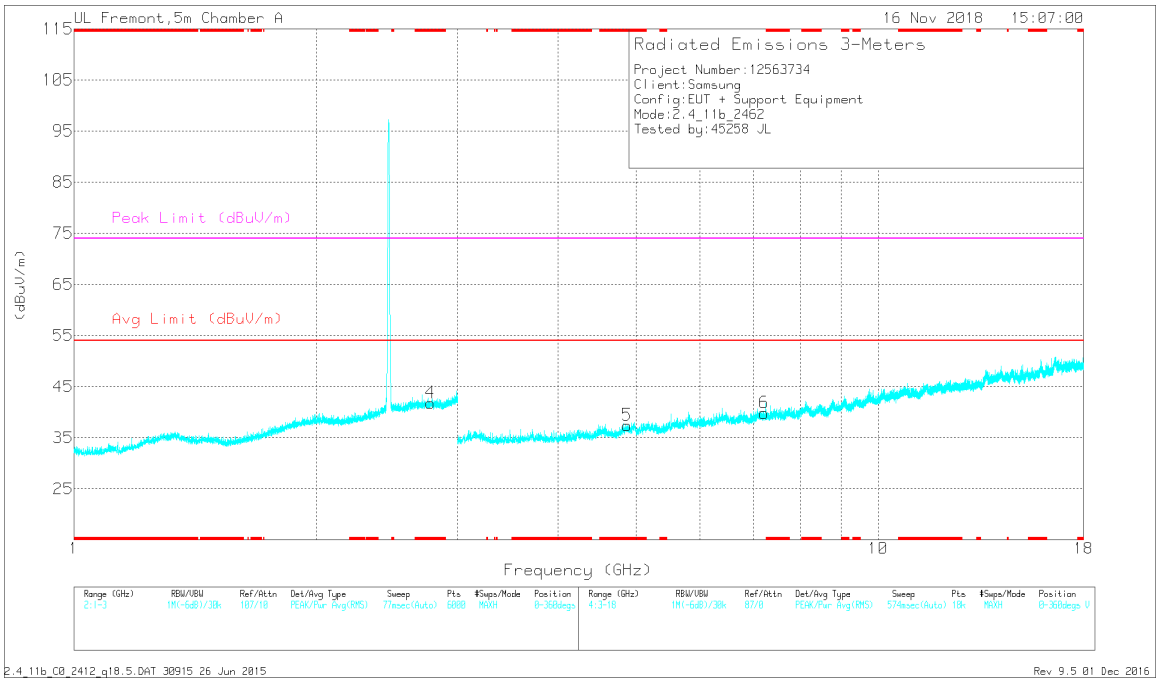

VERTICAL

UL VERIFICATION SERVICES INC.
47173 Benicia Street, Fremont, CA 94538; USA TEL:(510) 771-1000FAX:(510) 661-0888
This report shall not be reproduced except in full, without the written approval of UL Verification Services Inc.

RADIATED EMISSIONS

Marker	Frequency (GHz)	Meter Reading (dBuV)	Det	AF T862 (dB/m)	Amp/Cbl/Fltr/Pad (dB)	DC Corr (dB)	Corrected Reading (dBuV/m)	Avg Limit (dBuV/m)	Margin (dB)	Peak Limit (dBuV/m)	PK Margin (dB)	Azimuth (Degs)	Height (cm)	Polarity
1	* 1.322	35.43	PK2	29.5	-23.3	0	41.63	-	-	74	-32.37	333	152	H
	* 1.323	24.36	MAv1	29.5	-23.3	0	30.56	54	-23.44	-	-	333	152	H
4	* 2.774	37.6	PK2	32.3	-22	0	47.9	-	-	74	-26.1	300	179	V
	* 2.776	25.93	MAv1	32.3	-22	0	36.23	54	-17.77	-	-	300	179	V
5	* 4.873	35.72	PK2	34.1	-26.2	0	43.62	-	-	74	-30.38	249	202	V
	* 4.874	24.98	MAv1	34.1	-26.2	0	32.88	54	-21.12	-	-	249	202	V
2	2.005	36.45	PK2	31.4	-23	0	44.85	-	-	-	-	233	222	H
3	2.966	37.64	PK2	32.2	-21.4	0	48.44	-	-	-	-	156	208	H
6	7.221	33.57	PK2	35.7	-23.2	0	46.07	-	-	-	-	181	166	V

* - indicates frequency in CFR47 Pt 15 / IC RSS-Restricted Band
PK2 - KDB558074 Method: Maximum Peak
MAv1 - KDB558074 Option 1 Maximum RMS Average

UL VERIFICATION SERVICES INC.
47173 Benicia Street, Fremont, CA 94538; USA TEL:(510) 771-1000FAX:(510) 661-0888
This report shall not be reproduced except in full, without the written approval of UL Verification Services Inc.

1TX Chain 1 MODE

BANDEDGE (LOW CHANNEL, CH 1)

HORIZONTAL RESULT

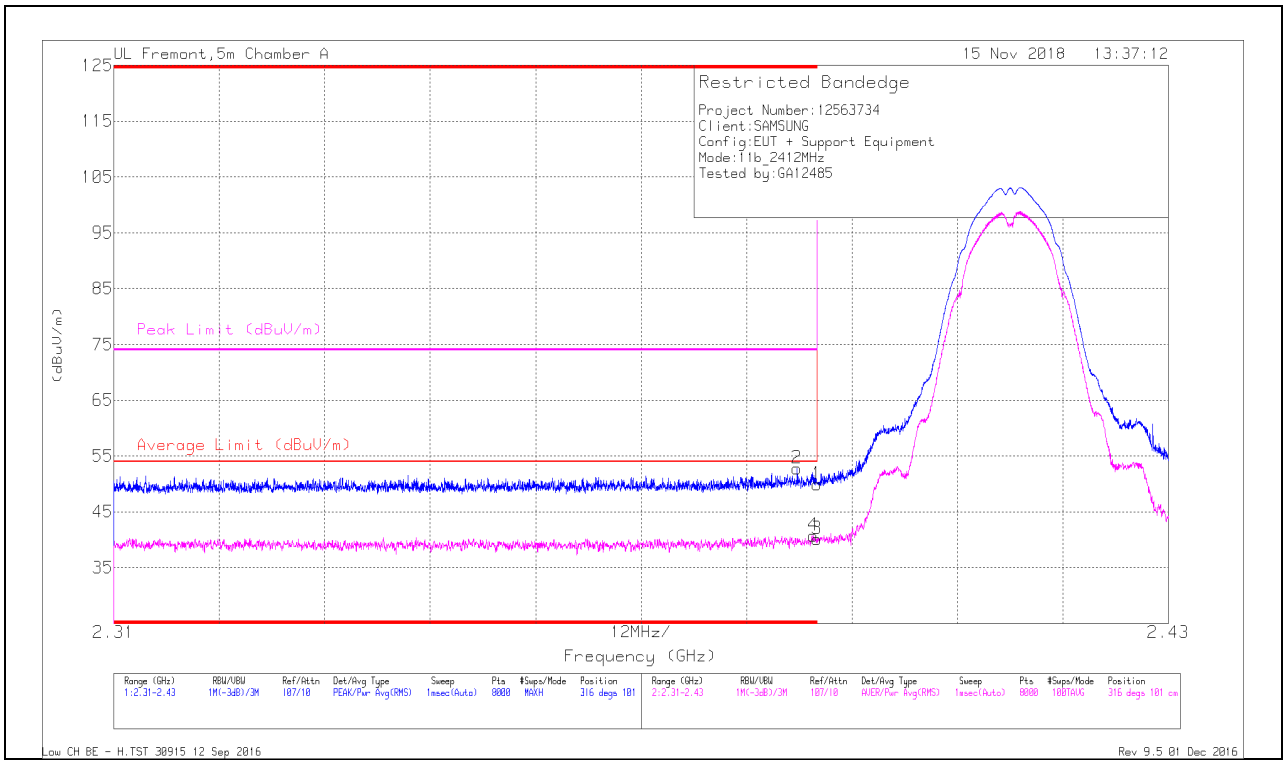

Marker	Frequency (GHz)	Meter Reading (dBuV)	Det	AF T862 (dB/m)	Amp/Cbl/Fltr/Pad (dB)	DC Corr (dB)	Corrected Reading (dBuV/m)	Average Limit (dBuV/m)	Margin (dB)	Peak Limit (dBuV/m)	PK Margin (dB)	Azimuth (Degs)	Height (cm)	Polarity
2	* 2.388	43.07	Pk	31.8	-22.1	0	52.77	-	-	74	-21.23	316	101	H
1	* 2.39	40.25	Pk	31.8	-22.1	0	49.95	-	-	74	-24.05	316	101	H
3	* 2.39	30.36	RMS	31.8	-22.1	0	40.06	54	-13.94	-	-	316	101	H
4	* 2.39	31.07	RMS	31.8	-22.1	0	40.77	54	-13.23	-	-	316	101	H

* - indicates frequency in CFR47 Pt 15 / IC RSS-Restricted Band
Pk - Peak detector
RMS - RMS detection

UL VERIFICATION SERVICES INC.
47173 Benicia Street, Fremont, CA 94538; USA TEL:(510) 771-1000FAX:(510) 661-0888
This report shall not be reproduced except in full, without the written approval of UL Verification Services Inc.

VERTICAL RESULT

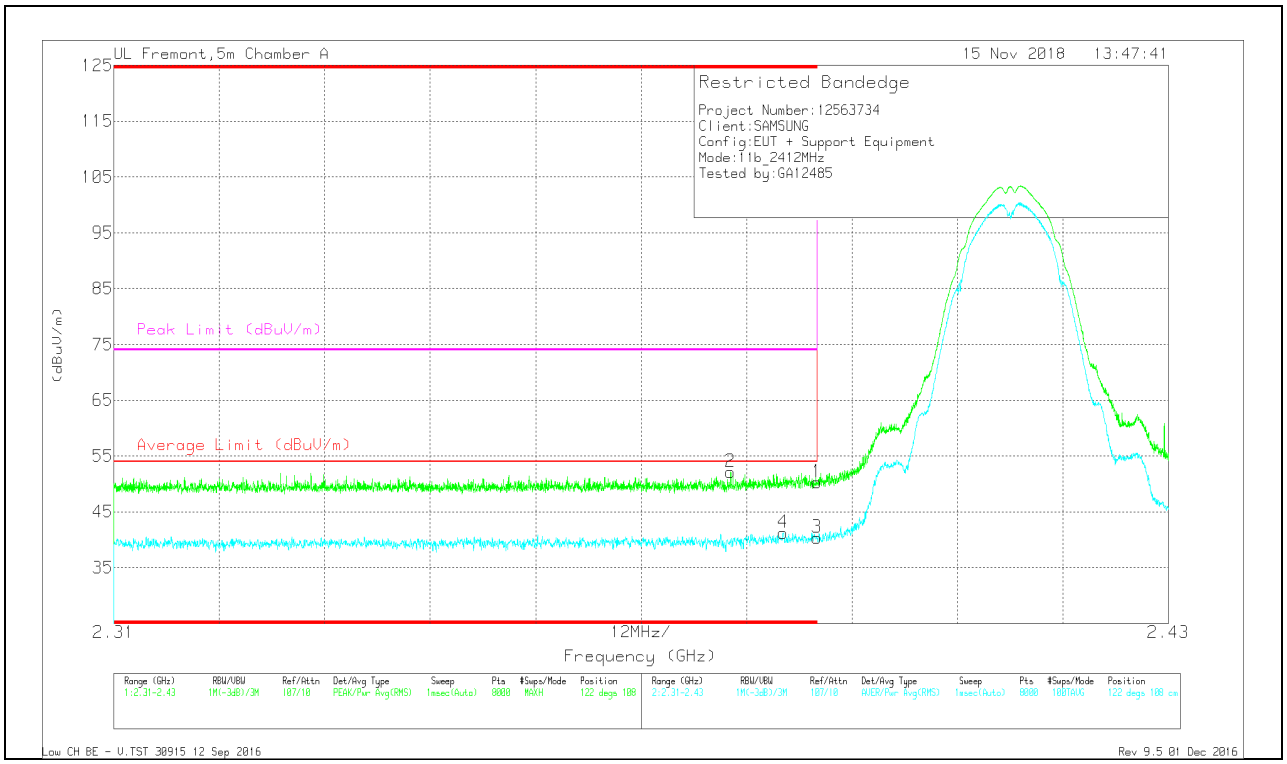

Marker	Frequency (GHz)	Meter Reading (dBuV)	Det	AF T862 (dB/m)	Amp/Cbl/Fltr/Pad (dB)	DC Corr (dB)	Corrected Reading (dBuV/m)	Average Limit (dBuV/m)	Margin (dB)	Peak Limit (dBuV/m)	PK Margin (dB)	Azimuth (Degs)	Height (cm)	Polarity
2	* 2.38	42.51	Pk	31.7	-22.1	0	52.11	-	-	74	-21.89	122	108	V
4	* 2.386	31.53	RMS	31.8	-22.1	0	41.23	54	-12.77	-	-	122	108	V
1	* 2.39	40.61	Pk	31.8	-22.1	0	50.31	-	-	74	-23.69	122	108	V
3	* 2.39	30.67	RMS	31.8	-22.1	0	40.37	54	-13.63	-	-	122	108	V

* - indicates frequency in CFR47 Pt 15 / IC RSS-Restricted Band
Pk - Peak detector
RMS - RMS detection

UL VERIFICATION SERVICES INC.
47173 Benicia Street, Fremont, CA 94538; USA TEL:(510) 771-1000FAX:(510) 661-0888
This report shall not be reproduced except in full, without the written approval of UL Verification Services Inc.

BANDEDGE (HIGH CHANNEL, CH 11)

HORIZONTAL RESULT

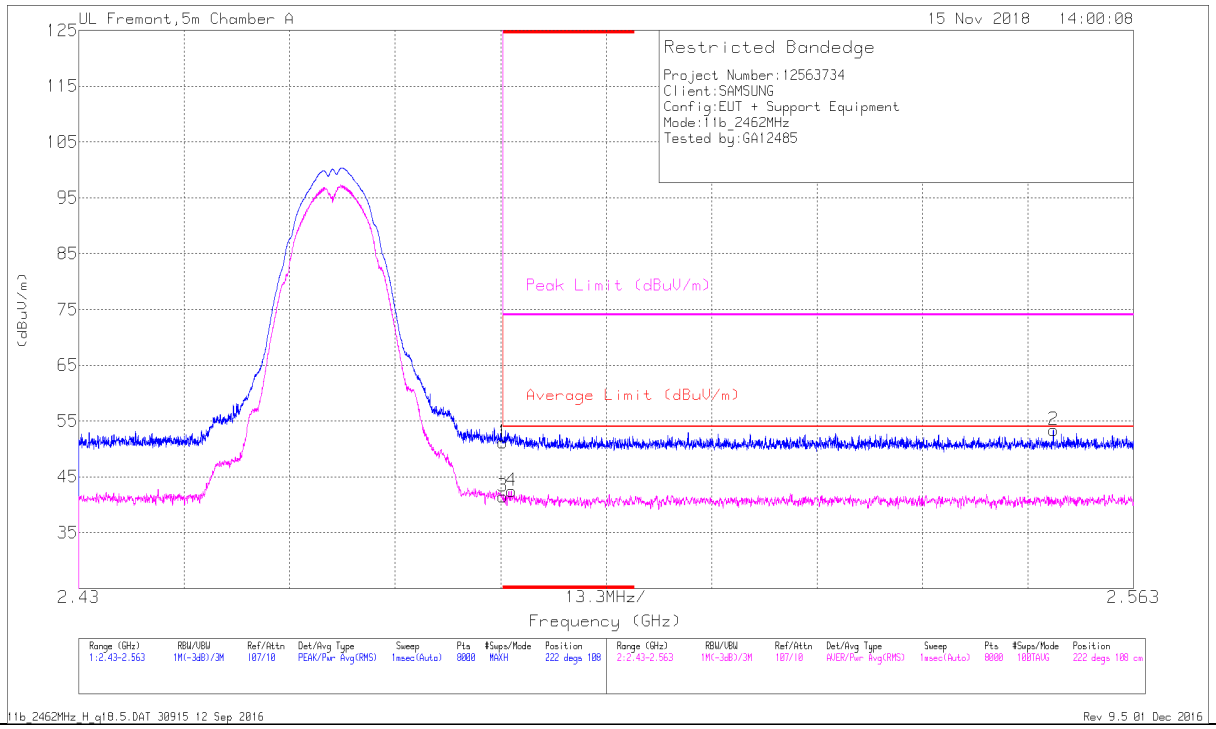

Marker	Frequency (GHz)	Meter Reading (dBuV)	Det	AF T862 (dB/m)	Amp/Cbl/Fltr/Pad (dB)	DC Corr (dB)	Corrected Reading (dBuV/m)	Average Limit (dBuV/m)	Margin (dB)	Peak Limit (dBuV/m)	PK Margin (dB)	Azimuth (Degs)	Height (cm)	Polarity
1	* 2.484	40.67	Pk	32.3	-21.8	0	51.17	-	-	74	-22.83	222	108	H
3	* 2.484	31	RMS	32.3	-21.8	0	41.5	54	-12.5	-	-	222	108	H
4	* 2.485	31.99	RMS	32.3	-21.8	0	42.49	54	-11.51	-	-	222	108	H
2	2.553	42.65	Pk	32.3	-21.6	0	53.35	-	-	74	-20.65	222	108	H

* - indicates frequency in CFR47 Pt 15 / IC RSS-Restricted Band
Pk - Peak detector
RMS - RMS detection

UL VERIFICATION SERVICES INC.
47173 Benicia Street, Fremont, CA 94538; USA TEL:(510) 771-1000FAX:(510) 661-0888
This report shall not be reproduced except in full, without the written approval of UL Verification Services Inc.

VERTICAL RESULT

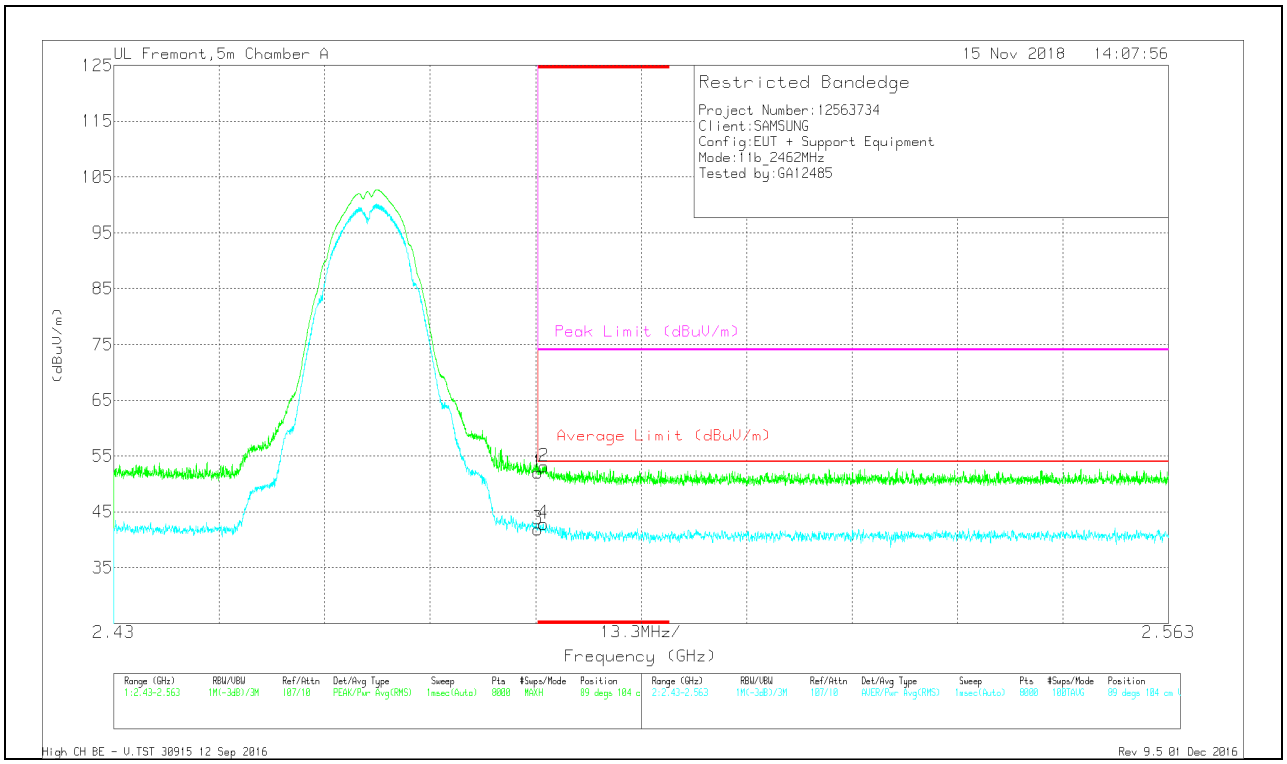

Marker	Frequency (GHz)	Meter Reading (dBuV)	Det	AF T862 (dB/m)	Amp/Cbl/Fltr/Pad (dB)	DC Corr (dB)	Corrected Reading (dBuV/m)	Average Limit (dBuV/m)	Margin (dB)	Peak Limit (dBuV/m)	PK Margin (dB)	Azimuth (Degs)	Height (cm)	Polarity
1	* 2.484	41.52	Pk	32.3	-21.8	0	52.02	-	-	74	-21.98	89	104	V
2	* 2.484	42.68	Pk	32.3	-21.8	0	53.18	-	-	74	-20.82	89	104	V
3	* 2.484	31.41	RMS	32.3	-21.8	0	41.91	54	-12.09	-	-	89	104	V
4	* 2.484	32.4	RMS	32.3	-21.8	0	42.9	54	-11.1	-	-	89	104	V

* - indicates frequency in CFR47 Pt 15 / IC RSS-Restricted Band
Pk - Peak detector
RMS - RMS detection

UL VERIFICATION SERVICES INC.
47173 Benicia Street, Fremont, CA 94538; USA TEL:(510) 771-1000FAX:(510) 661-0888
This report shall not be reproduced except in full, without the written approval of UL Verification Services Inc.

BANDEDGE (HIGH CHANNEL, CH 12)

HORIZONTAL RESULT

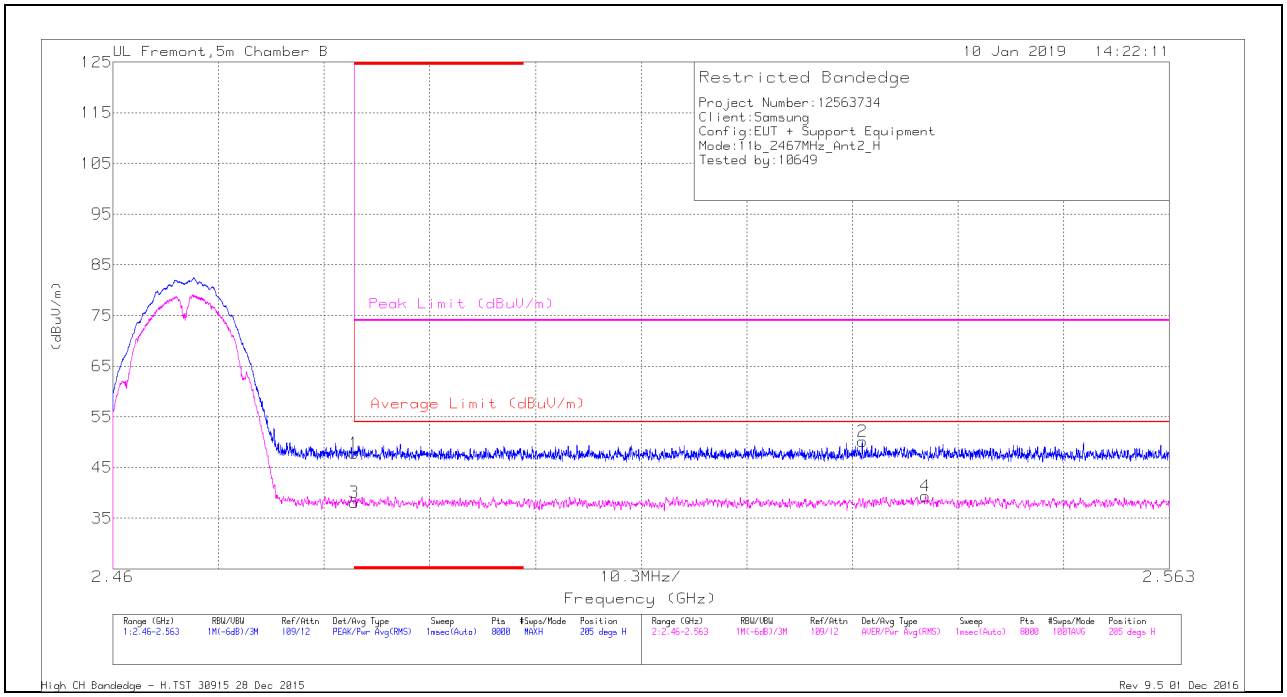

Marker	Frequency (GHz)	Meter Reading (dBuV)	Det	AF T863 (dB/m)	Amp/Cbl/Fltr/Pad (dB)	Corrected Reading (dBuV/m)	Average Limit (dBuV/m)	Margin (dB)	Peak Limit (dBuV/m)	PK Margin (dB)	Azimuth (Degs)	Height (cm)	Polarity
1	* 2.484	35.48	Pk	32.6	-20.3	47.78	-	-	74	-26.22	205	114	H
3	* 2.484	25.81	RMS	32.6	-20.3	38.11	54	-15.89	-	-	205	114	H
2	2.533	37.93	Pk	32.7	-20.5	50.13	-	-	74	-23.87	205	114	H
4	2.539	26.92	RMS	32.7	-20.3	39.32	54	-14.68	-	-	205	114	H

* - indicates frequency in CFR47 Pt 15 / IC RSS-Restricted Band
Pk - Peak detector
RMS - RMS detection

UL VERIFICATION SERVICES INC.
47173 Benicia Street, Fremont, CA 94538; USA TEL:(510) 771-1000FAX:(510) 661-0888
This report shall not be reproduced except in full, without the written approval of UL Verification Services Inc.

VERTICAL RESULT

Marker	Frequency (GHz)	Meter Reading (dBuV)	Det	AF T863 (dB/m)	Amp/Cbl/Fltr/Pad (dB)	Corrected Reading (dBuV/m)	Average Limit (dBuV/m)	Margin (dB)	Peak Limit (dBuV/m)	PK Margin (dB)	Azimuth (Degs)	Height (cm)	Polarity
1	* 2.484	35.49	Pk	32.6	-20.3	47.79	-	-	74	-26.21	249	328	V
3	* 2.484	26.22	RMS	32.6	-20.3	38.52	54	-15.48	-	-	249	328	V
4	2.515	27.04	RMS	32.7	-20.5	39.24	54	-14.76	-	-	249	328	V
2	2.517	37.77	Pk	32.7	-20.5	49.97	-	-	74	-24.03	249	328	V

* - indicates frequency in CFR47 Pt 15 / IC RSS-Restricted Band
Pk - Peak detector
RMS - RMS detection

UL VERIFICATION SERVICES INC.
47173 Benicia Street, Fremont, CA 94538; USA TEL:(510) 771-1000FAX:(510) 661-0888
This report shall not be reproduced except in full, without the written approval of UL Verification Services Inc.

BANDEDGE (HIGH CHANNEL, CH 13)

HORIZONTAL RESULT

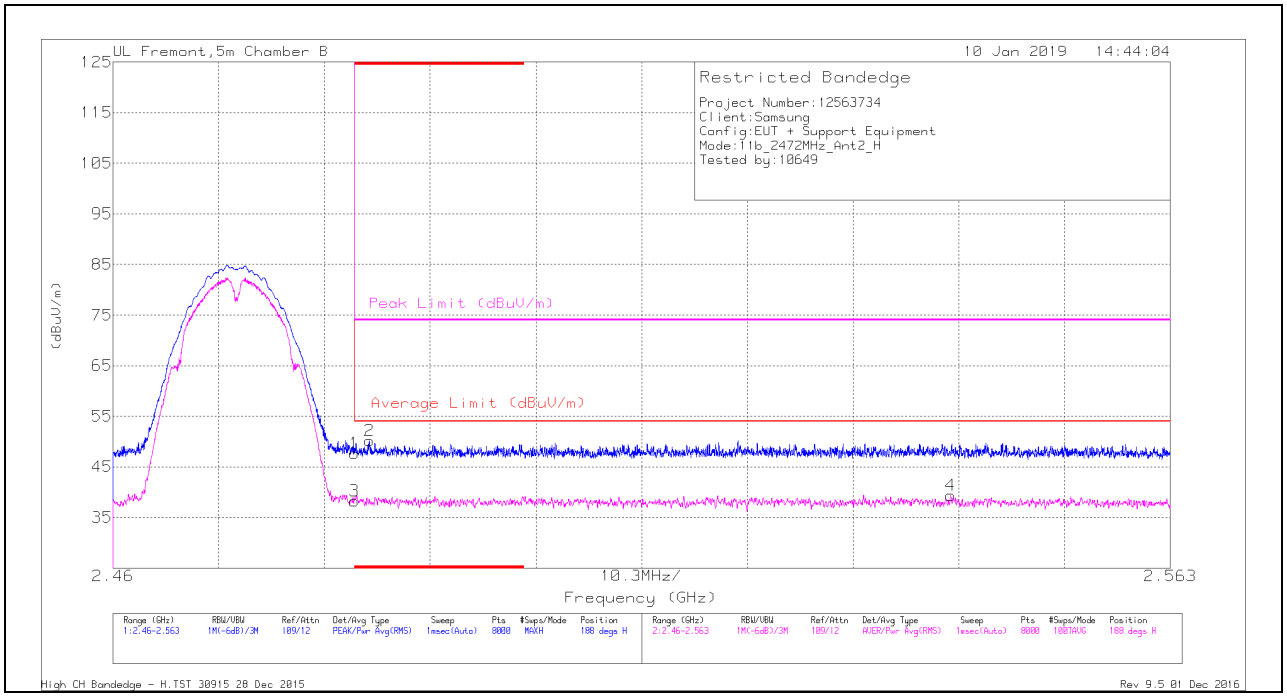

Marker	Frequency (GHz)	Meter Reading (dBuV)	Det	AF T863 (dB/m)	Amp/Cbl/Fltr/Pad (dB)	Corrected Reading (dBuV/m)	Average Limit (dBuV/m)	Margin (dB)	Peak Limit (dBuV/m)	PK Margin (dB)	Azimuth (Degs)	Height (cm)	Polarity
1	* 2.484	35.41	Pk	32.6	-20.3	47.71	-	-	74	-26.29	188	244	H
3	* 2.484	25.97	RMS	32.6	-20.3	38.27	54	-15.73	-	-	188	244	H
2	* 2.485	37.91	Pk	32.6	-20.3	50.21	-	-	74	-23.79	188	244	H
4	2.542	27.05	RMS	32.7	-20.4	39.35	54	-14.65	-	-	188	244	H

* - indicates frequency in CFR47 Pt 15 / IC RSS-Restricted Band
Pk - Peak detector
RMS - RMS detection

UL VERIFICATION SERVICES INC.
47173 Benicia Street, Fremont, CA 94538; USA TEL:(510) 771-1000FAX:(510) 661-0888
This report shall not be reproduced except in full, without the written approval of UL Verification Services Inc.

VERTICAL RESULT

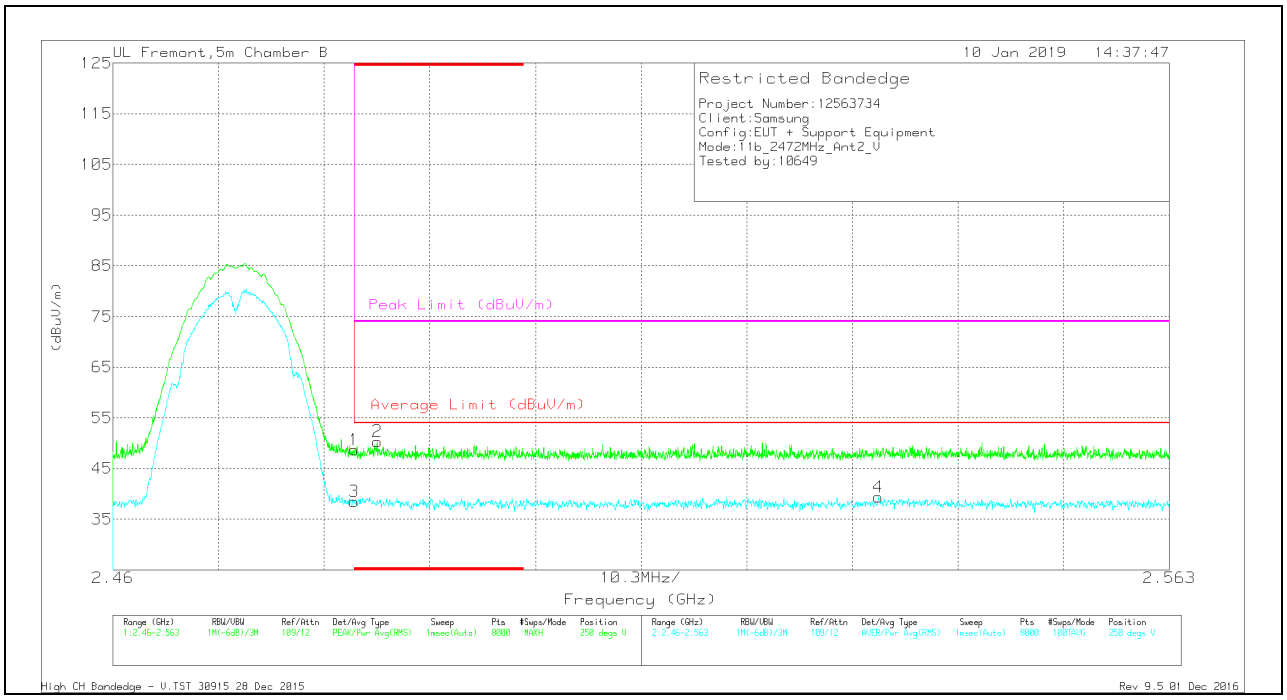

Marker	Frequency (GHz)	Meter Reading (dBuV)	Det	AF T863 (dB/m)	Amp/Cbl/Fltr/Pad (dB)	Corrected Reading (dBuV/m)	Average Limit (dBuV/m)	Margin (dB)	Peak Limit (dBuV/m)	PK Margin (dB)	Azimuth (Degs)	Height (cm)	Polarity
1	* 2.484	36.35	Pk	32.6	-20.3	48.65	-	-	74	-25.35	250	114	V
3	* 2.484	26.17	RMS	32.6	-20.3	38.47	54	-15.53	-	-	250	114	V
2	* 2.486	38.15	Pk	32.6	-20.4	50.35	-	-	74	-23.65	250	114	V
4	2.535	27.02	RMS	32.7	-20.4	39.32	54	-14.68	-	-	250	114	V

* - indicates frequency in CFR47 Pt 15 / IC RSS-Restricted Band
Pk - Peak detector
RMS - RMS detection

UL VERIFICATION SERVICES INC.
47173 Benicia Street, Fremont, CA 94538; USA TEL:(510) 771-1000FAX:(510) 661-0888
This report shall not be reproduced except in full, without the written approval of UL Verification Services Inc.

HARMONICS AND SPURIOUS EMISSIONS

LOW CHANNEL, CH 1 RESULTS

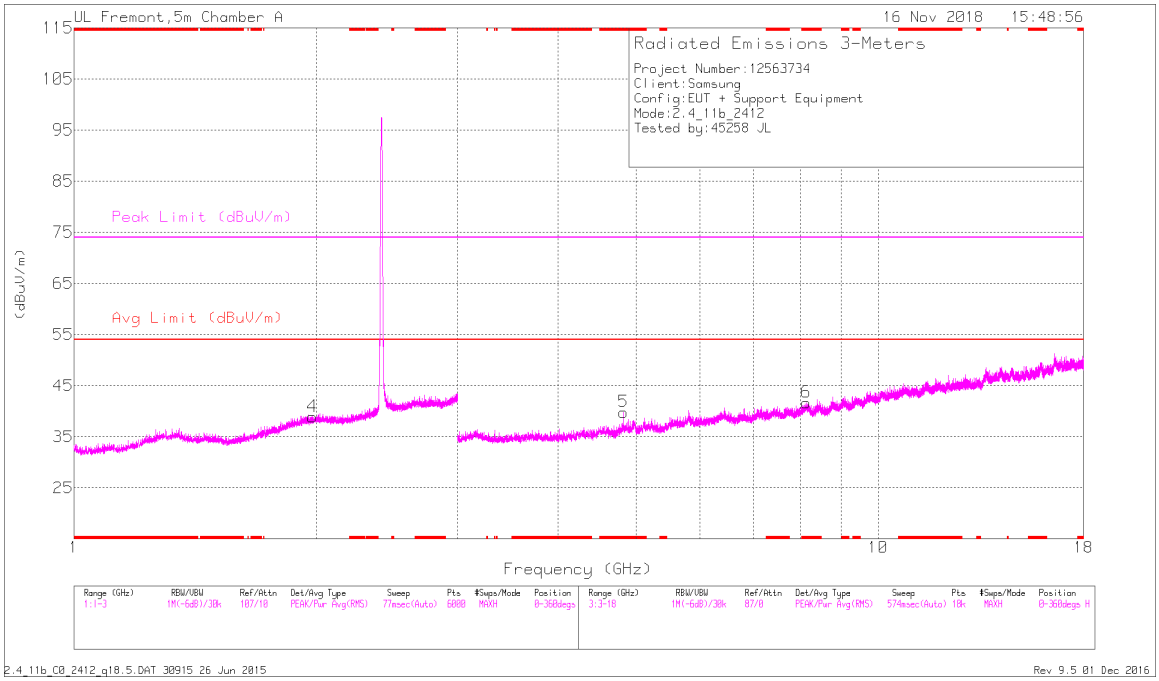

HORIZONTAL

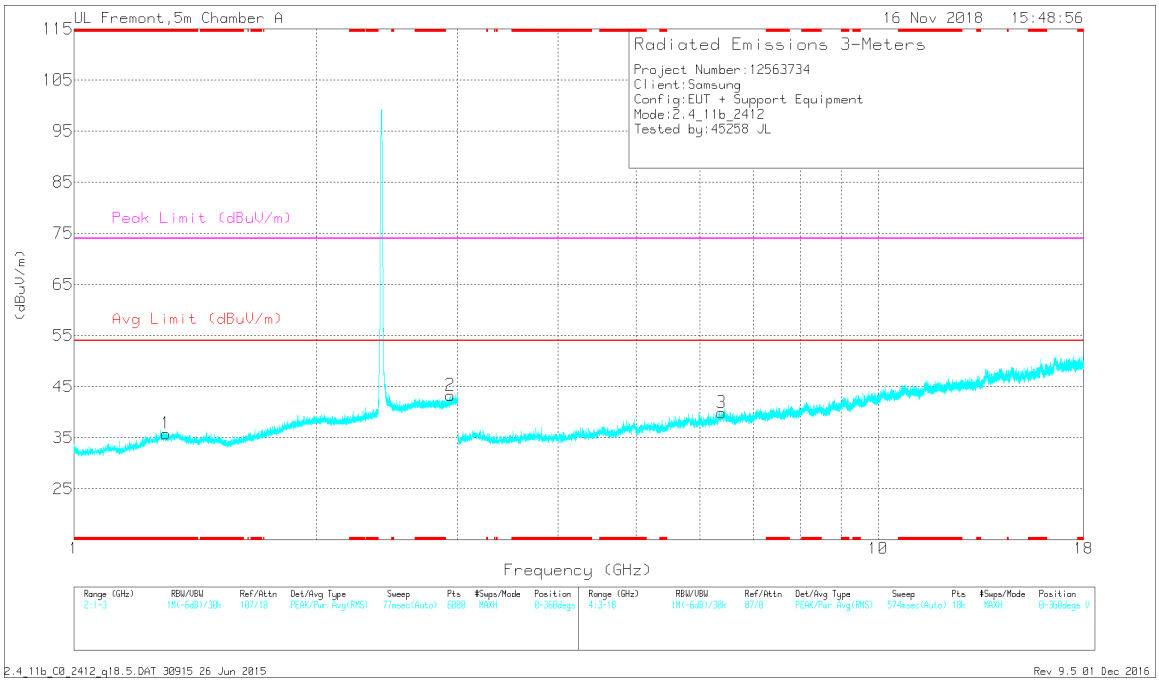

VERTICAL

UL VERIFICATION SERVICES INC.
47173 Benicia Street, Fremont, CA 94538; USA TEL:(510) 771-1000FAX:(510) 661-0888
This report shall not be reproduced except in full, without the written approval of UL Verification Services Inc.

RADIATED EMISSIONS

Marker	Frequency (GHz)	Meter Reading (dBuV)	Det	AF T862 (dB/m)	Amp/Cbl/Fltr/Pad (dB)	DC Corr (dB)	Corrected Reading (dBuV/m)	Avg Limit (dBuV/m)	Margin (dB)	Peak Limit (dBuV/m)	PK Margin (dB)	Azimuth (Degs)	Height (cm)	Polarity
1	* 1.301	36.01	PK2	29.4	-23.4	0	42.01	-	-	74	-31.99	333	142	V
	* 1.301	24.34	MAv1	29.4	-23.4	0	30.34	54	-23.66	-	-	333	142	V
5	* 4.824	36.95	PK2	34.2	-25.9	0	45.25	-	-	74	-28.75	280	191	H
	* 4.824	27.23	MAv1	34.2	-25.9	0	35.53	54	-18.47	-	-	280	191	H
6	* 8.137	32.32	PK2	35.8	-20.6	0	47.52	-	-	74	-26.48	246	208	H
	* 8.136	21.75	MAv1	35.8	-20.6	0	36.95	54	-17.05	-	-	246	208	H
4	1.979	36.18	PK2	31.4	-23	0	44.58	-	-	-	-	249	185	H
2	2.94	37.06	PK2	32.2	-21.5	0	47.76	-	-	-	-	187	203	V
3	6.39	34.42	PK2	35.8	-24.2	0	46.02	-	-	-	-	157	224	V

* - indicates frequency in CFR47 Pt 15 / IC RSS-Restricted Band
PK2 - KDB558074 Method: Maximum Peak
MAv1 - KDB558074 Option 1 Maximum RMS Average

UL VERIFICATION SERVICES INC.
47173 Benicia Street, Fremont, CA 94538; USA TEL:(510) 771-1000FAX:(510) 661-0888
This report shall not be reproduced except in full, without the written approval of UL Verification Services Inc.

MID CHANNEL, CH 6 RESULTS

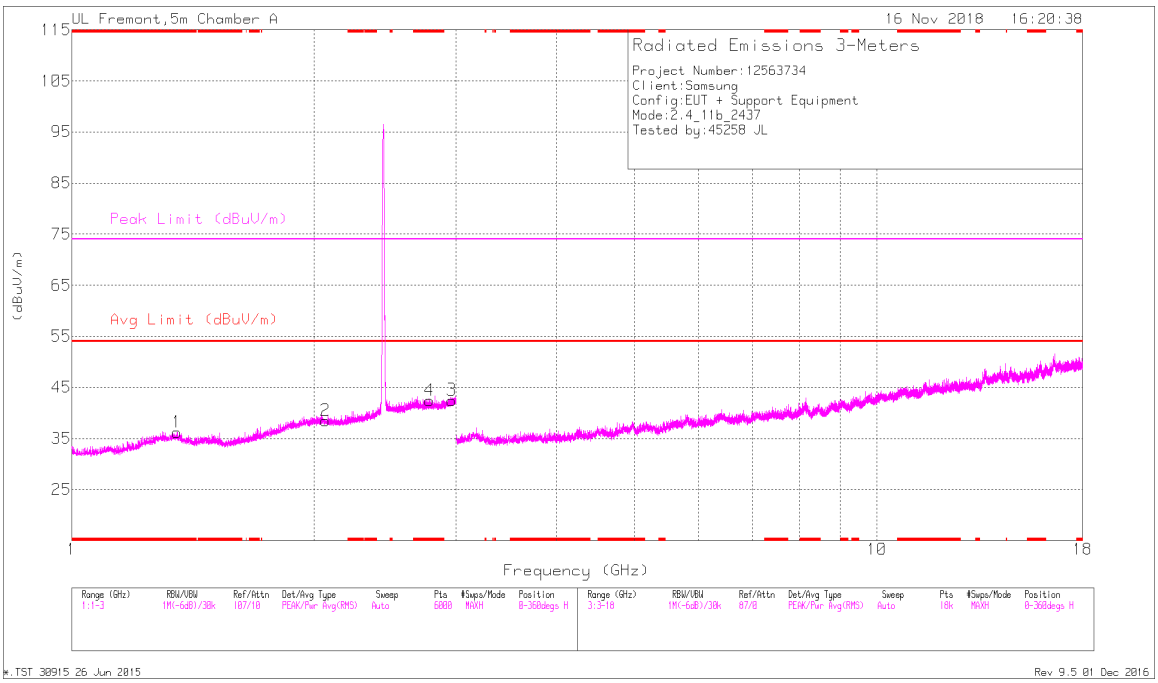

HORIZONTAL

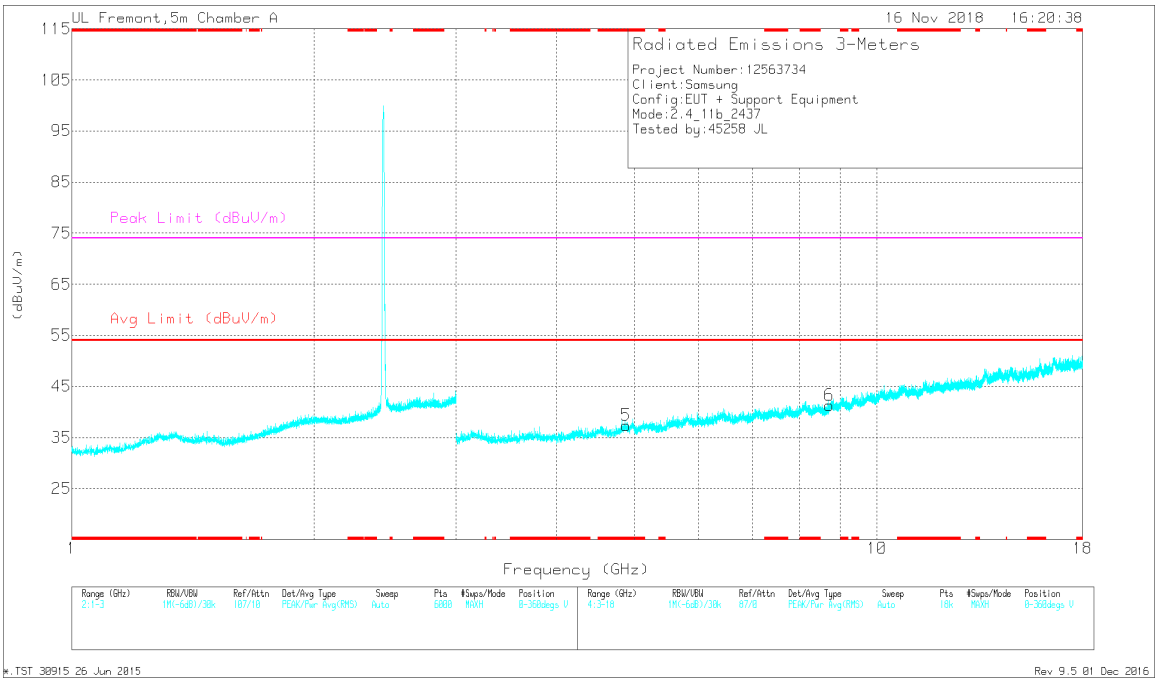

VERTICAL

UL VERIFICATION SERVICES INC.
47173 Benicia Street, Fremont, CA 94538; USA TEL:(510) 771-1000FAX:(510) 661-0888
This report shall not be reproduced except in full, without the written approval of UL Verification Services Inc.

RADIATED EMISSIONS

Marker	Frequency (GHz)	Meter Reading (dBuV)	Det	AF T862 (dB/m)	Amp/Cbl/Fltr/ Pad (dB)	DC Corr (dB)	Corrected Reading (dBuV/m)	Avg Limit (dBuV/m)	Margin (dB)	Peak Limit (dBuV/m)	PK Margin (dB)	Azimuth (Degs)	Height (cm)	Polarity
1	* 1.351	36.4	PK2	29.5	-23.3	0	42.6	-	-	74	-31.4	351	200	H
	* 1.352	24.51	MAv1	29.5	-23.3	0	30.71	54	-23.29	-	-	351	200	H
4	* 2.782	36.89	PK2	32.3	-21.9	0	47.29	-	-	74	-26.71	304	182	H
	* 2.78	25.82	MAv1	32.3	-21.9	0	36.22	54	-17.78	-	-	304	182	H
5	* 4.877	36.53	PK2	34.1	-26.2	0	44.43	-	-	74	-29.57	277	165	V
	* 4.875	25.07	MAv1	34.1	-26.2	0	32.97	54	-21.03	-	-	277	165	V
2	2.064	37.46	PK2	31.3	-23.2	0	45.56	-	-	-	-	245	151	H
3	2.966	37.57	PK2	32.2	-21.4	0	48.37	-	-	-	-	213	179	H
6	8.727	33.28	PK2	36	-20.9	0	48.38	-	-	-	-	251	163	V

* - indicates frequency in CFR47 Pt 15 / IC RSS-Restricted Band
PK2 - KDB558074 Method: Maximum Peak
MAv1 - KDB558074 Option 1 Maximum RMS Average

UL VERIFICATION SERVICES INC.
47173 Benicia Street, Fremont, CA 94538; USA TEL:(510) 771-1000FAX:(510) 661-0888
This report shall not be reproduced except in full, without the written approval of UL Verification Services Inc.

HIGH CHANNEL, CH 11 RESULTS

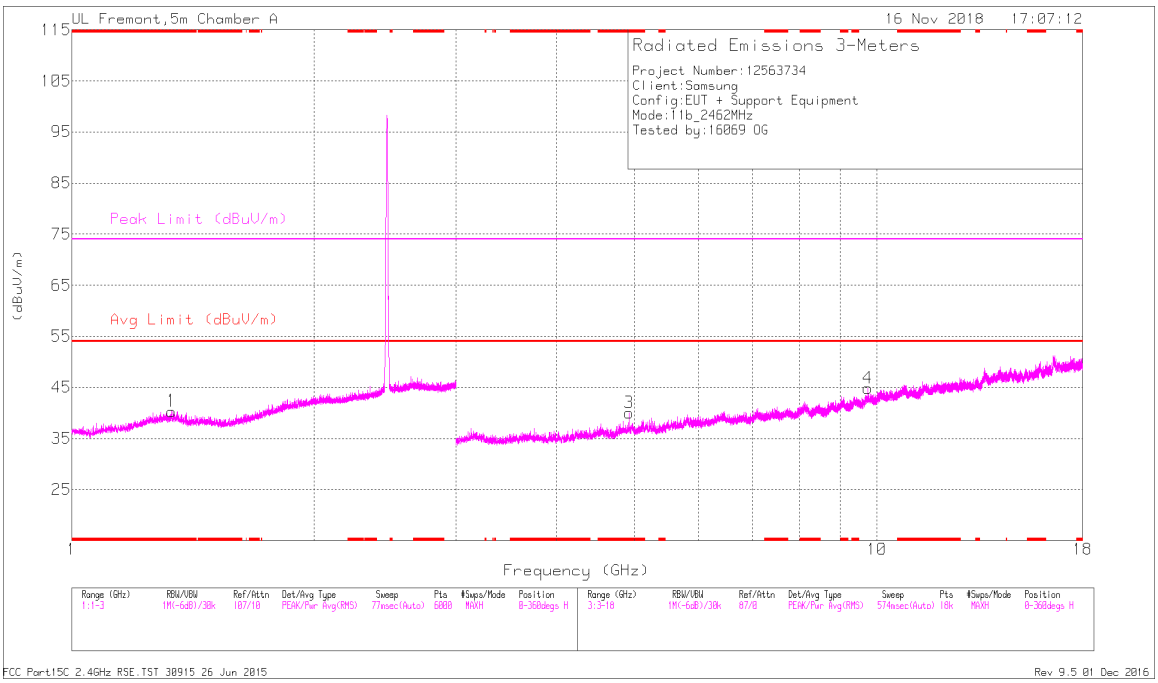

HORIZONTAL

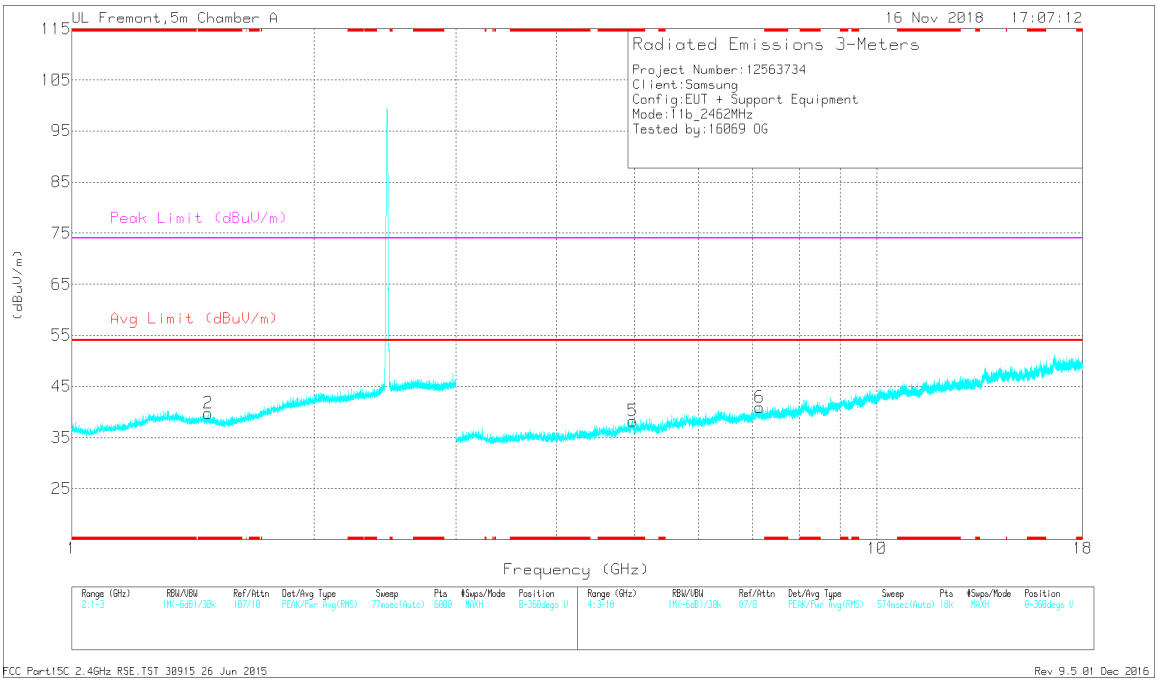

VERTICAL

UL VERIFICATION SERVICES INC.
47173 Benicia Street, Fremont, CA 94538; USA TEL:(510) 771-1000FAX:(510) 661-0888
This report shall not be reproduced except in full, without the written approval of UL Verification Services Inc.

RADIATED EMISSIONS

Marker	Frequency (GHz)	Meter Reading (dBuV)	Det	AF T862 (dB/m)	Amp/Cbl/Fltr/Pad (dB)	DC Corr (dB)	Corrected Reading (dBuV/m)	Avg Limit (dBuV/m)	Margin (dB)	Peak Limit (dBuV/m)	PK Margin (dB)	Azimuth (Degs)	Height (cm)	Polarity
1	* 1.331	40.88	PK2	29.5	-24.4	0	45.98	-	-	74	-28.02	324	287	H
	* 1.33	28.53	MAv1	29.5	-24.4	0	33.63	54	-20.37	-	-	324	287	H
2	* 1.477	40.7	PK2	28.6	-24.1	0	45.2	-	-	74	-28.8	308	131	V
	* 1.478	28.59	MAv1	28.6	-24.1	0	33.09	54	-20.91	-	-	308	131	V
3	* 4.924	37.42	PK2	34.1	-26.7	0	44.82	-	-	74	-29.18	352	258	H
	* 4.924	28.53	MAv1	34.1	-26.7	0	35.93	54	-18.07	-	-	352	258	H
5	* 4.972	37.24	PK2	34.3	-27	0	44.54	-	-	74	-29.46	289	181	V
	* 4.976	25.52	MAv1	34.3	-27.1	0	32.72	54	-21.28	-	-	289	181	V
6	7.15	33.14	PK2	35.7	-22.7	0	46.14	-	-	-	-	289	181	V
4	9.743	32.56	PK2	36.9	-19.6	0	49.86	-	-	-	-	352	258	H

* - indicates frequency in CFR47 Pt 15 / IC RSS-Restricted Band
PK2 - KDB558074 Method: Maximum Peak
MAv1 - KDB558074 Option 1 Maximum RMS Average

UL VERIFICATION SERVICES INC.
47173 Benicia Street, Fremont, CA 94538; USA TEL:(510) 771-1000FAX:(510) 661-0888
This report shall not be reproduced except in full, without the written approval of UL Verification Services Inc.

10.1.2. TX ABOVE 1 GHz 802.11g MODE IN THE 2.4 GHz BAND

2TX Chain 0 + Chain 1 CDD MODE

BANDEDGE (LOW CHANNEL, CH 1)

HORIZONTAL RESULT

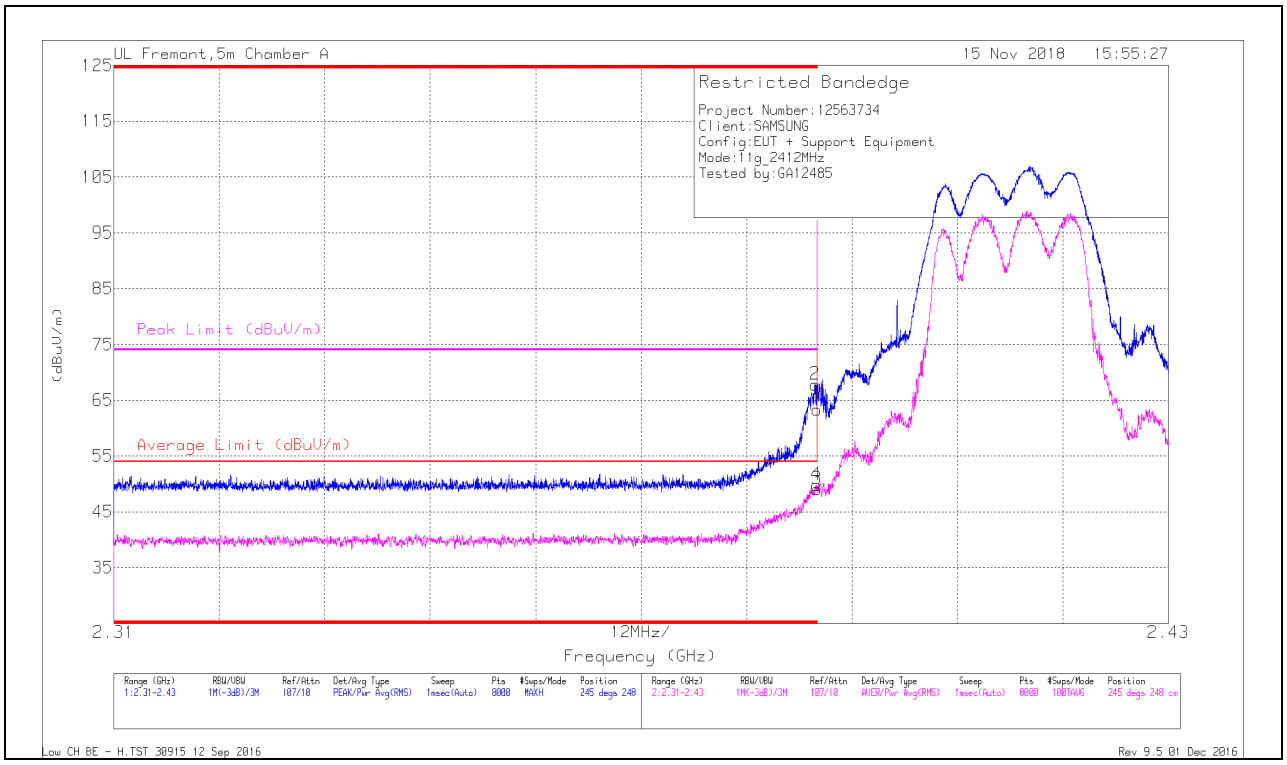

Marker	Frequency (GHz)	Meter Reading (dBuV)	Det	AF T862 (dB/m)	Amp/Cbl/Fltr/Pad (dB)	DC Corr (dB)	Corrected Reading (dBuV/m)	Average Limit (dBuV/m)	Margin (dB)	Peak Limit (dBuV/m)	PK Margin (dB)	Azimuth (Degs)	Height (cm)	Polarity
1	* 2.39	53.58	Pk	31.8	-22.1	0	63.28	-	-	74	-10.72	245	248	H
2	* 2.39	58.11	Pk	31.8	-22.1	0	67.81	-	-	74	-6.19	245	248	H
3	* 2.39	39.01	RMS	31.8	-22.1	.29	49	54	-5	-	-	245	248	H
4	* 2.39	39.75	RMS	31.8	-22.1	.29	49.74	54	-4.26	-	-	245	248	H

* - indicates frequency in CFR47 Pt 15 / IC RSS-Restricted Band
Pk - Peak detector
RMS - RMS detection

UL VERIFICATION SERVICES INC.
47173 Benicia Street, Fremont, CA 94538; USA TEL:(510) 771-1000FAX:(510) 661-0888
This report shall not be reproduced except in full, without the written approval of UL Verification Services Inc.

VERTICAL RESULT

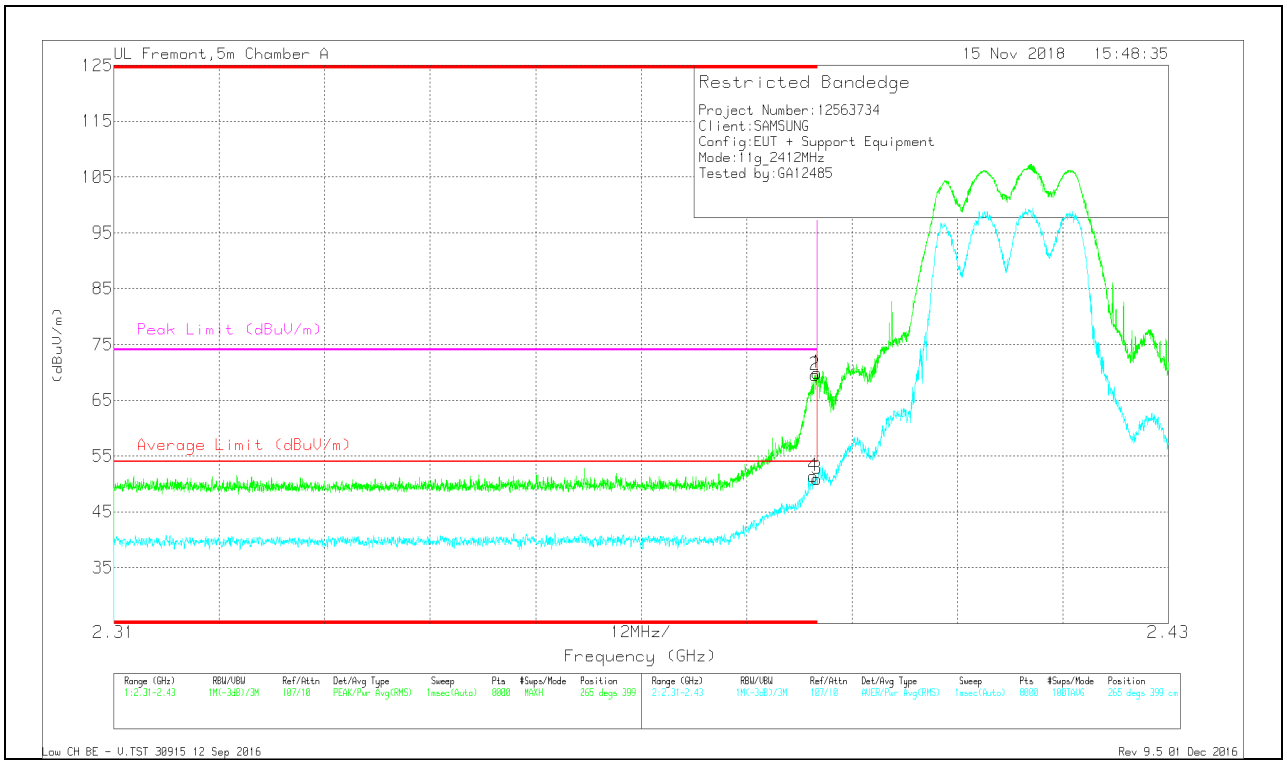

Marker	Frequency (GHz)	Meter Reading (dBuV)	Det	AF T862 (dB/m)	Amp/Cbl/Fltr/Pad (dB)	DC Corr (dB)	Corrected Reading (dBuV/m)	Average Limit (dBuV/m)	Margin (dB)	Peak Limit (dBuV/m)	PK Margin (dB)	Azimuth (Degs)	Height (cm)	Polarity
1	* 2.39	60.22	Pk	31.8	-22.1	0	69.92	-	-	74	-4.08	265	399	V
2	* 2.39	59.85	Pk	31.8	-22.1	0	69.55	-	-	74	-4.45	265	399	V
3	* 2.39	40.88	RMS	31.8	-22.1	.29	50.87	54	-3.13	-	-	265	399	V
4	* 2.39	41.46	RMS	31.8	-22.1	.29	51.45	54	-2.55	-	-	265	399	V

* - indicates frequency in CFR47 Pt 15 / IC RSS-Restricted Band
Pk - Peak detector
RMS - RMS detection

UL VERIFICATION SERVICES INC.
47173 Benicia Street, Fremont, CA 94538; USA TEL:(510) 771-1000FAX:(510) 661-0888
This report shall not be reproduced except in full, without the written approval of UL Verification Services Inc.

BANDEDGE (HIGH CHANNEL, CH 11)

HORIZONTAL RESULT

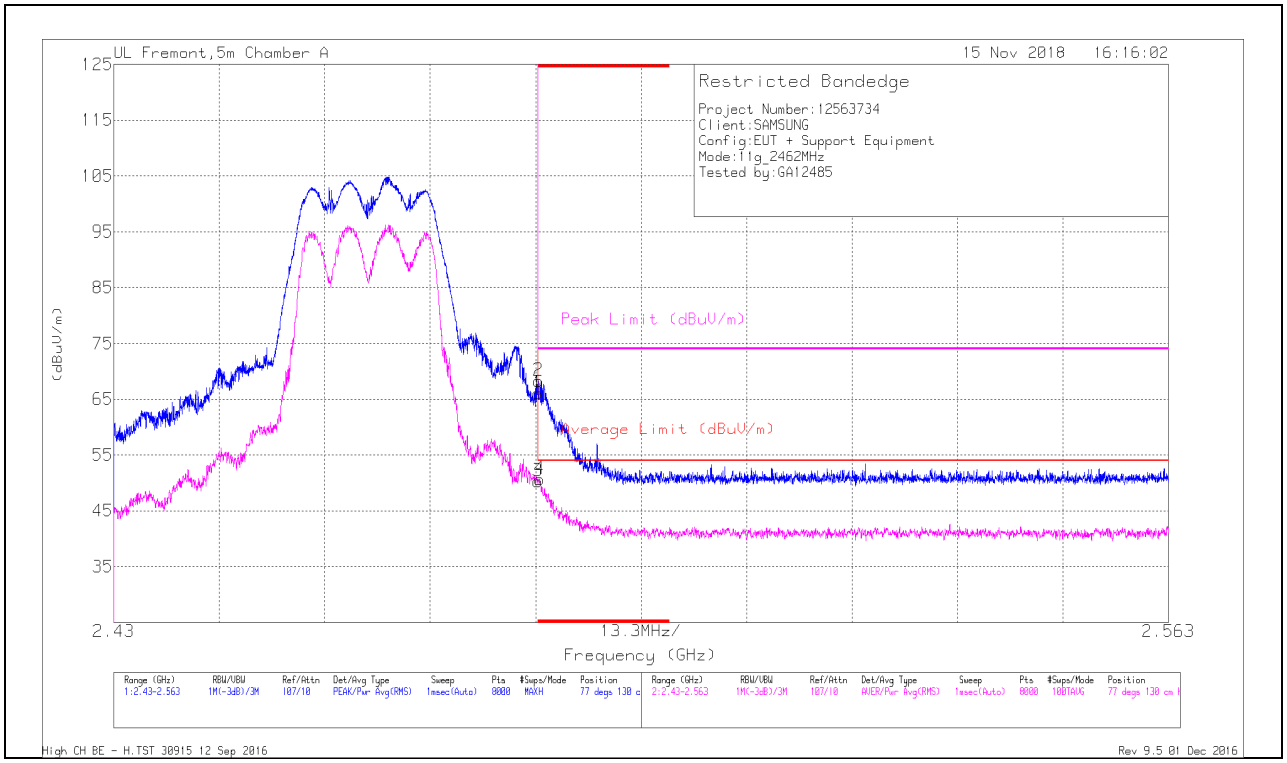

Marker	Frequency (GHz)	Meter Reading (dBuV)	Det	AF T862 (dB/m)	Amp/Cbl/Fltr/Pad (dB)	DC Corr (dB)	Corrected Reading (dBuV/m)	Average Limit (dBuV/m)	Margin (dB)	Peak Limit (dBuV/m)	PK Margin (dB)	Azimuth (Degs)	Height (cm)	Polarity
1	* 2.484	55.61	Pk	32.3	-21.8	0	66.11	-	-	74	-7.89	77	130	H
2	* 2.484	57.74	Pk	32.3	-21.8	0	68.24	-	-	74	-5.76	77	130	H
3	* 2.484	39.54	RMS	32.3	-21.8	.29	50.33	54	-3.67	-	-	77	130	H
4	* 2.484	39.93	RMS	32.3	-21.8	.29	50.72	54	-3.28	-	-	77	130	H

* - indicates frequency in CFR47 Pt 15 / IC RSS-Restricted Band
Pk - Peak detector
RMS - RMS detection

UL VERIFICATION SERVICES INC.
47173 Benicia Street, Fremont, CA 94538; USA TEL:(510) 771-1000FAX:(510) 661-0888
This report shall not be reproduced except in full, without the written approval of UL Verification Services Inc.

VERTICAL RESULT

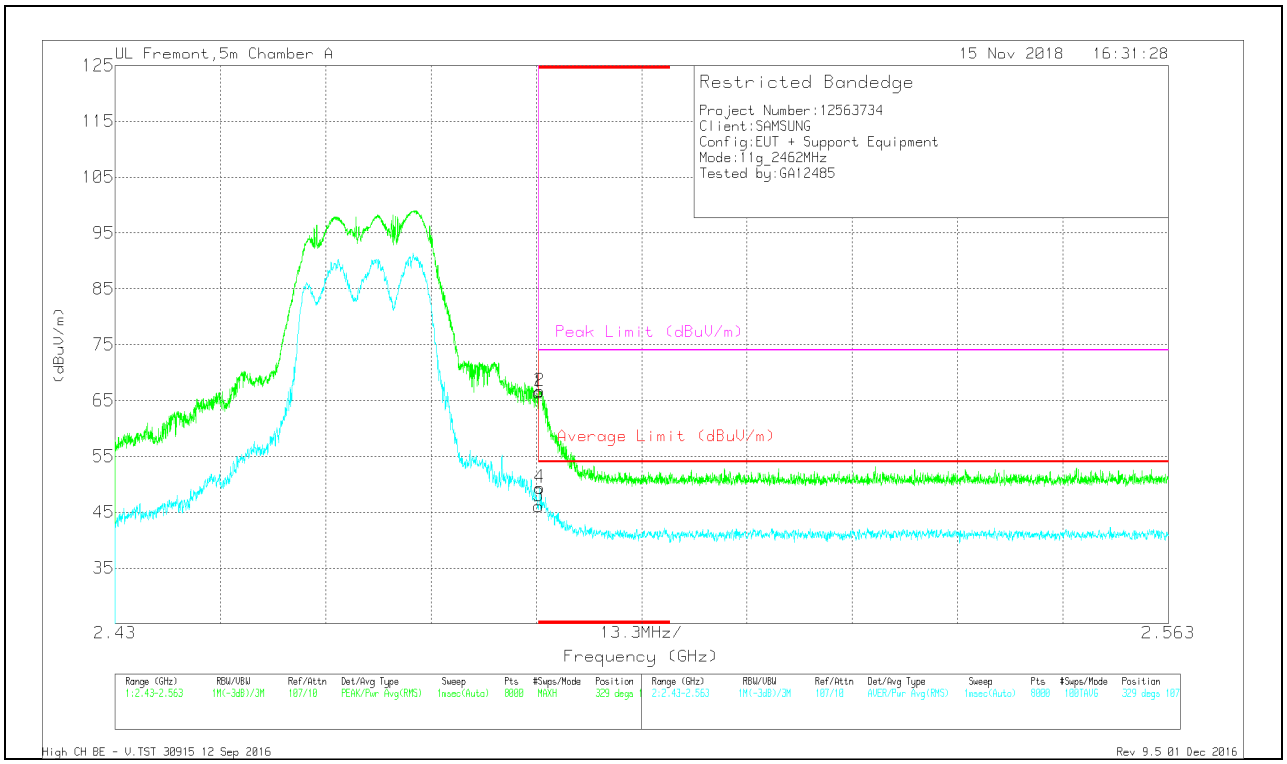

Marker	Frequency (GHz)	Meter Reading (dBuV)	Det	AF T862 (dB/m)	Amp/Cbl/Fltr/Pad (dB)	DC Corr (dB)	Corrected Reading (dBuV/m)	Average Limit (dBuV/m)	Margin (dB)	Peak Limit (dBuV/m)	PK Margin (dB)	Azimuth (Degs)	Height (cm)	Polarity
1	* 2.484	55.95	Pk	32.3	-21.8	0	66.45	-	-	74	-7.55	329	107	V
2	* 2.484	56.19	Pk	32.3	-21.8	0	66.69	-	-	74	-7.31	329	107	V
3	* 2.484	35.31	RMS	32.3	-21.8	.29	46.1	54	-7.9	-	-	329	107	V
4	* 2.484	38.59	RMS	32.3	-21.8	.29	49.38	54	-4.62	-	-	329	107	V

* - indicates frequency in CFR47 Pt 15 / IC RSS-Restricted Band
Pk - Peak detector
RMS - RMS detection

UL VERIFICATION SERVICES INC.
47173 Benicia Street, Fremont, CA 94538; USA TEL:(510) 771-1000FAX:(510) 661-0888
This report shall not be reproduced except in full, without the written approval of UL Verification Services Inc.

BANDEDGE (HIGH CHANNEL, CH 12)

HORIZONTAL RESULT

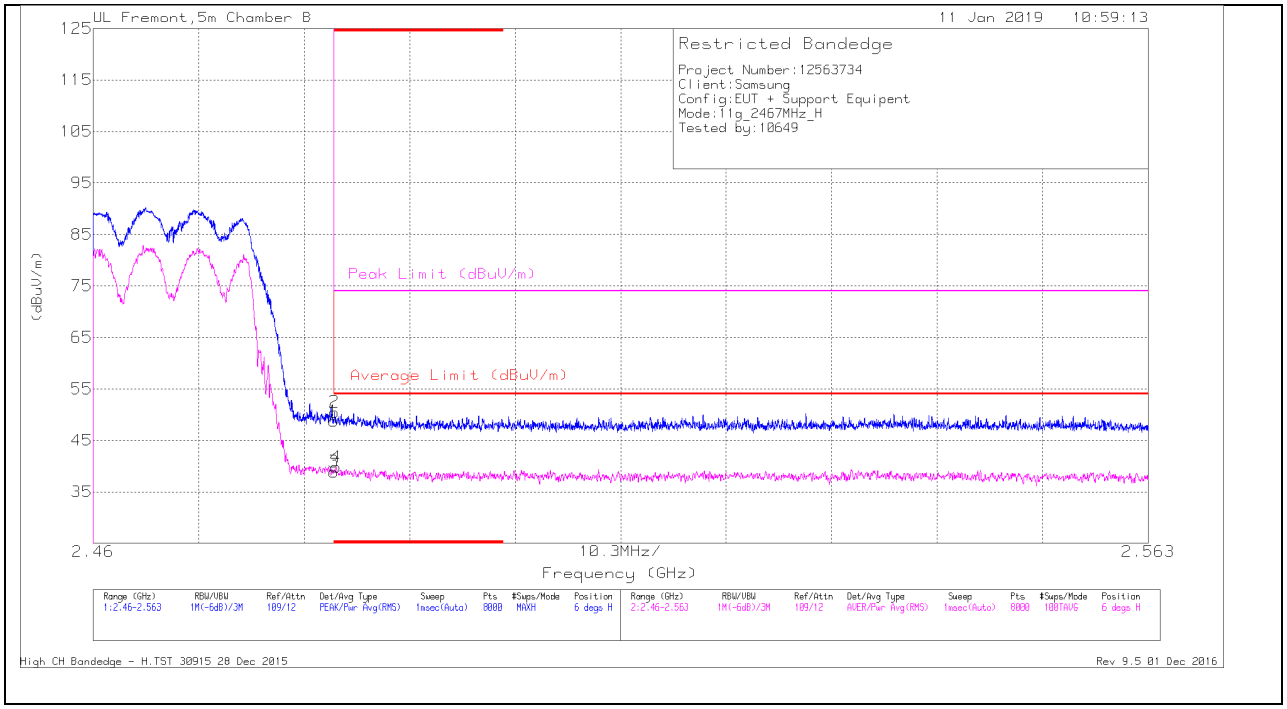

Marker	Frequency (GHz)	Meter Reading (dBuV)	Det	AF T863 (dB/m)	Amp/Cbl/Fltr/Pad (dB)	DC Corr (dB)	Corrected Reading (dBuV/m)	Average Limit (dBuV/m)	Margin (dB)	Peak Limit (dBuV/m)	PK Margin (dB)	Azimuth (Degs)	Height (cm)	Polarity
1	* 2.484	36.41	Pk	32.6	-20.3	0	48.71	-	-	74	-25.29	6	176	H
2	* 2.484	38.19	Pk	32.6	-20.3	0	50.49	-	-	74	-23.51	6	176	H
3	* 2.484	26.58	RMS	32.6	-20.3	.29	39.17	54	-14.83	-	-	6	176	H
4	* 2.484	27.6	RMS	32.6	-20.4	.29	39.8	54	-13.91	-	-	6	176	H

* - indicates frequency in CFR47 Pt 15 / IC RSS-Restricted Band
Pk - Peak detector
RMS - RMS detection

UL VERIFICATION SERVICES INC.
47173 Benicia Street, Fremont, CA 94538; USA TEL:(510) 771-1000FAX:(510) 661-0888
This report shall not be reproduced except in full, without the written approval of UL Verification Services Inc.

VERTICAL RESULT

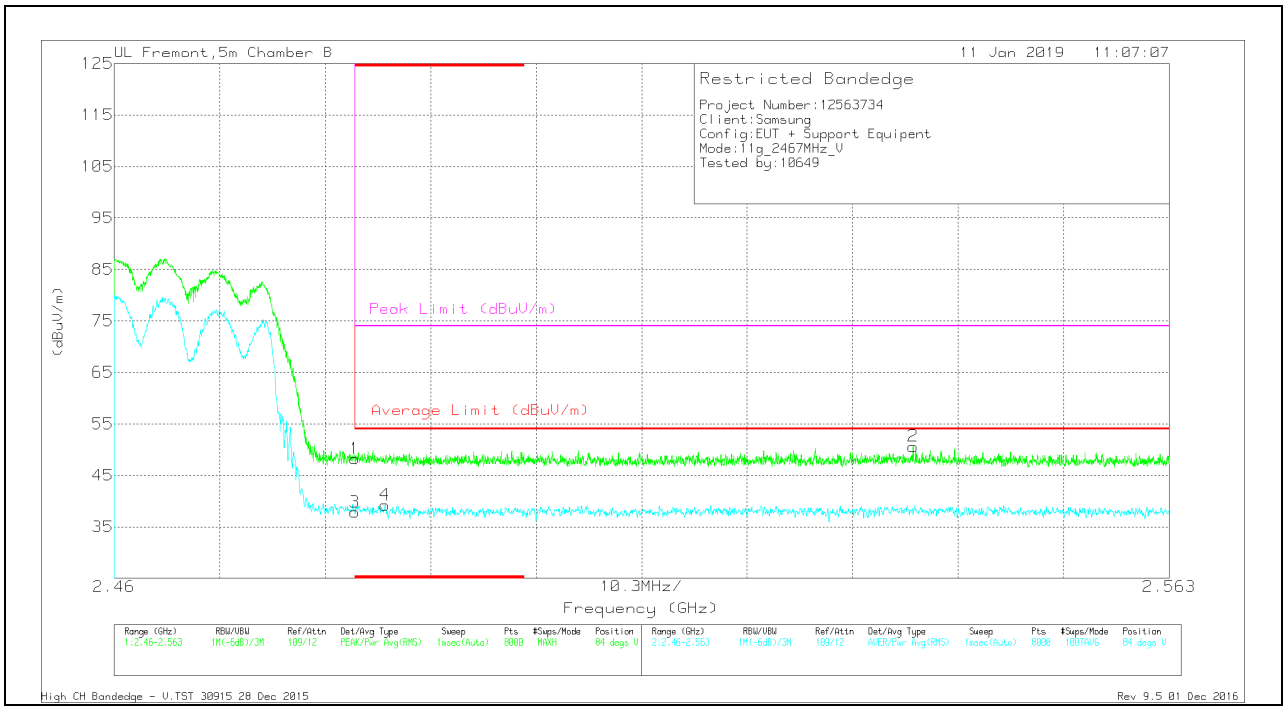

Marker	Frequency (GHz)	Meter Reading (dBuV)	Det	AF T863 (dB/m)	Amp/Cbl/Fltr/Pad (dB)	DC Corr (dB)	Corrected Reading (dBuV/m)	Average Limit (dBuV/m)	Margin (dB)	Peak Limit (dBuV/m)	PK Margin (dB)	Azimuth (Degs)	Height (cm)	Polarity
1	* 2.484	35.96	Pk	32.6	-20.3	0	48.26	-	-	74	-25.74	84	388	V
3	* 2.484	25.55	RMS	32.6	-20.3	.29	38.14	54	-15.86	-	-	84	388	V
4	* 2.486	27.05	RMS	32.6	-20.4	.29	39.54	54	-14.46	-	-	84	388	V
2	2.538	38.23	Pk	32.7	-20.3	0	50.63	-	-	74	-23.37	84	388	V

* - indicates frequency in CFR47 Pt 15 / IC RSS-Restricted Band
Pk - Peak detector
RMS - RMS detection

UL VERIFICATION SERVICES INC.
47173 Benicia Street, Fremont, CA 94538; USA TEL:(510) 771-1000FAX:(510) 661-0888
This report shall not be reproduced except in full, without the written approval of UL Verification Services Inc.

BANDEDGE (HIGH CHANNEL, CH 13)

HORIZONTAL RESULT

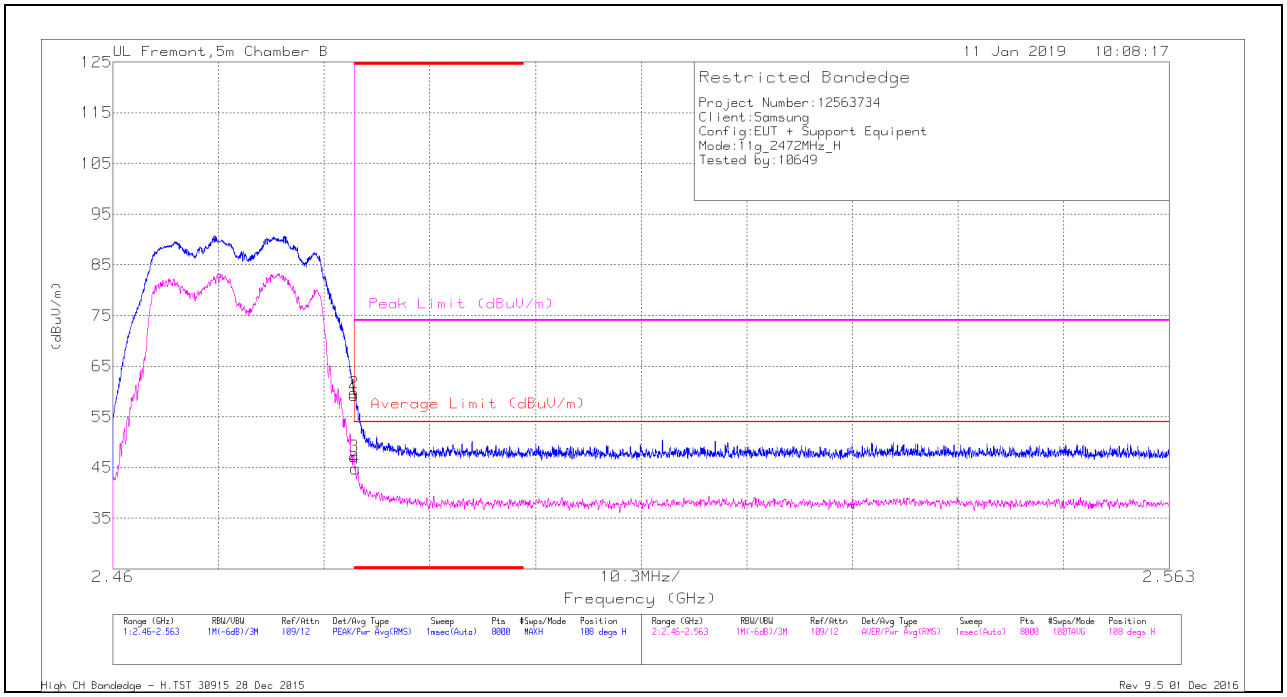

Marker	Frequency (GHz)	Meter Reading (dBuV)	Det	AF T863 (dB/m)	Amp/Cbl/Fltr/Pad (dB)	DC Corr (dB)	Corrected Reading (dBuV/m)	Average Limit (dBuV/m)	Margin (dB)	Peak Limit (dBuV/m)	PK Margin (dB)	Azimuth (Degs)	Height (cm)	Polarity
1	* 2.484	46.93	Pk	32.6	-20.3	0	59.23	-	-	74	-14.77	108	189	H
2	* 2.484	47.39	Pk	32.6	-20.3	0	59.69	-	-	74	-14.31	108	189	H
3	* 2.484	34.93	RMS	32.6	-20.3	.29	47.52	54	-6.48	-	-	108	189	H
4	* 2.484	32.47	RMS	32.6	-20.3	.29	45.06	54	-8.94	-	-	108	189	H

* - indicates frequency in CFR47 Pt 15 / IC RSS-Restricted Band
Pk - Peak detector
RMS - RMS detection

UL VERIFICATION SERVICES INC.
47173 Benicia Street, Fremont, CA 94538; USA TEL:(510) 771-1000FAX:(510) 661-0888
This report shall not be reproduced except in full, without the written approval of UL Verification Services Inc.

VERTICAL RESULT

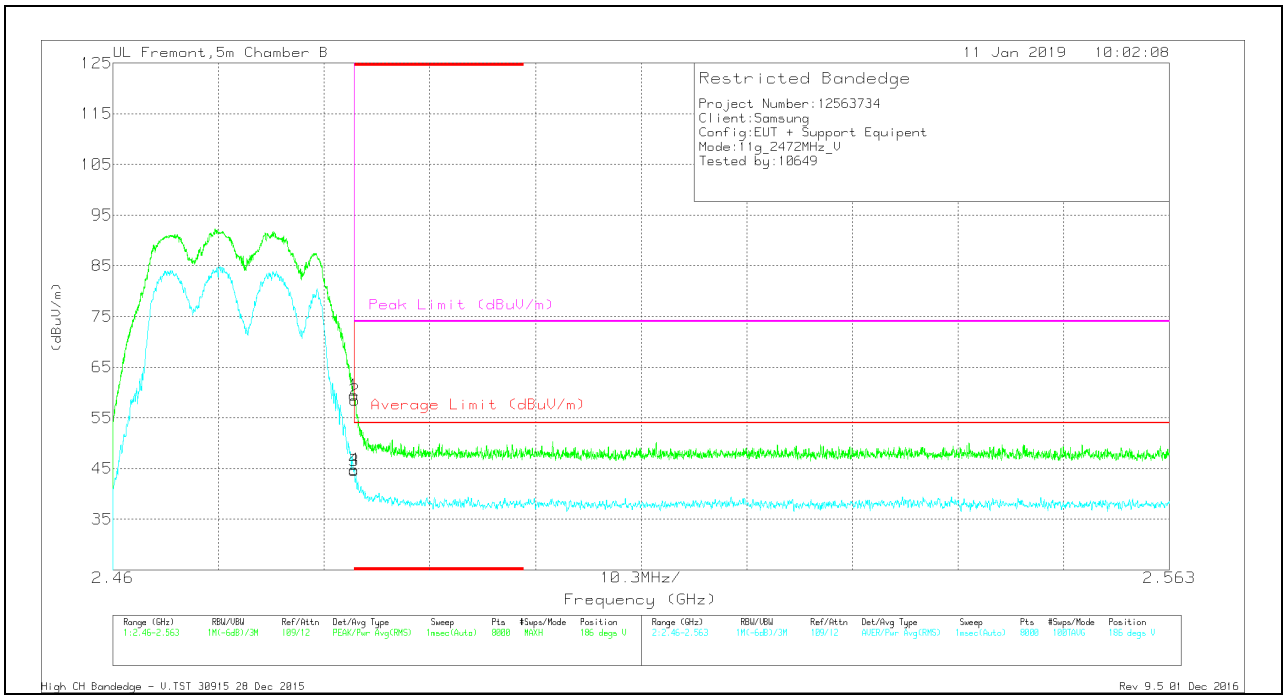

Marker	Frequency (GHz)	Meter Reading (dBuV)	Det	AF T863 (dB/m)	Amp/Cbl/Fltr/Pad (dB)	Corrected Reading (dBuV/m)	Average Limit (dBuV/m)	Margin (dB)	Peak Limit (dBuV/m)	PK Margin (dB)	Azimuth (Degs)	Height (cm)	Polarity
1	* 2.484	47.17	Pk	32.6	-20.3	59.47	-	-	74	-14.53	186	388	V
2	* 2.484	46.2	Pk	32.6	-20.3	58.5	-	-	74	-15.5	186	388	V
3	* 2.484	32.31	RMS	32.6	-20.3	44.61	54	-9.39	-	-	186	388	V
4	* 2.484	32.56	RMS	32.6	-20.3	44.86	54	-9.14	-	-	186	388	V

* - indicates frequency in CFR47 Pt 15 / IC RSS-Restricted Band
Pk - Peak detector
RMS - RMS detection

UL VERIFICATION SERVICES INC.
47173 Benicia Street, Fremont, CA 94538; USA TEL:(510) 771-1000FAX:(510) 661-0888
This report shall not be reproduced except in full, without the written approval of UL Verification Services Inc.

HARMONICS AND SPURIOUS EMISSIONS

LOW CHANNEL, CH 1 RESULTS

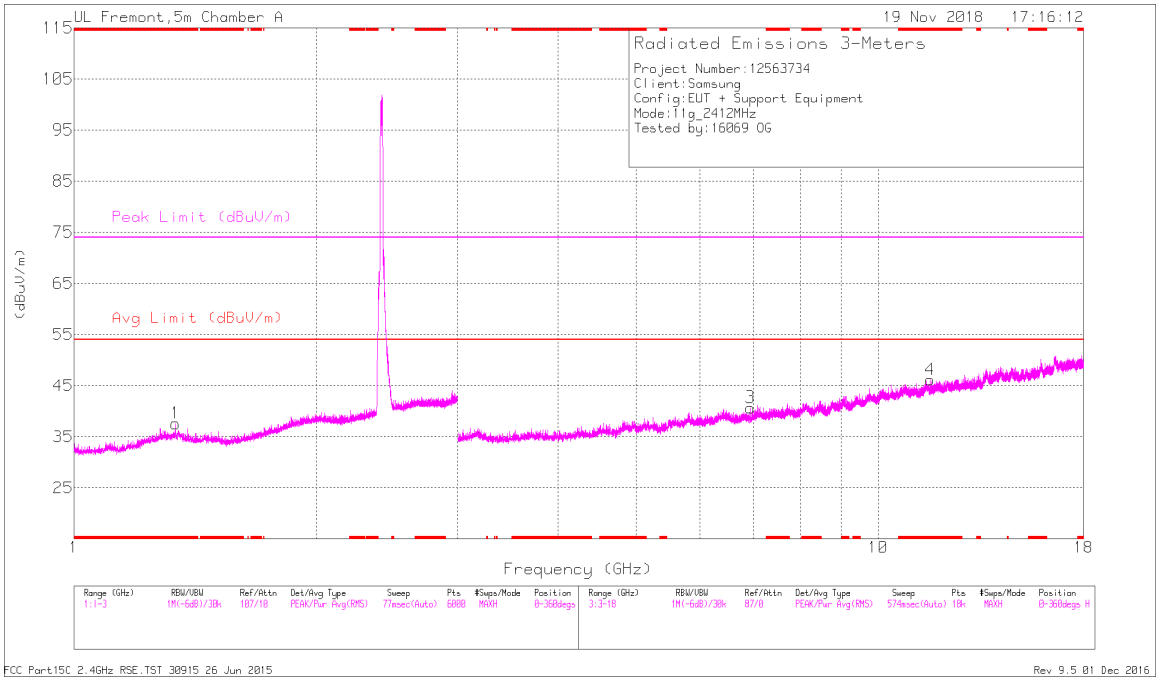

HORIZONTAL

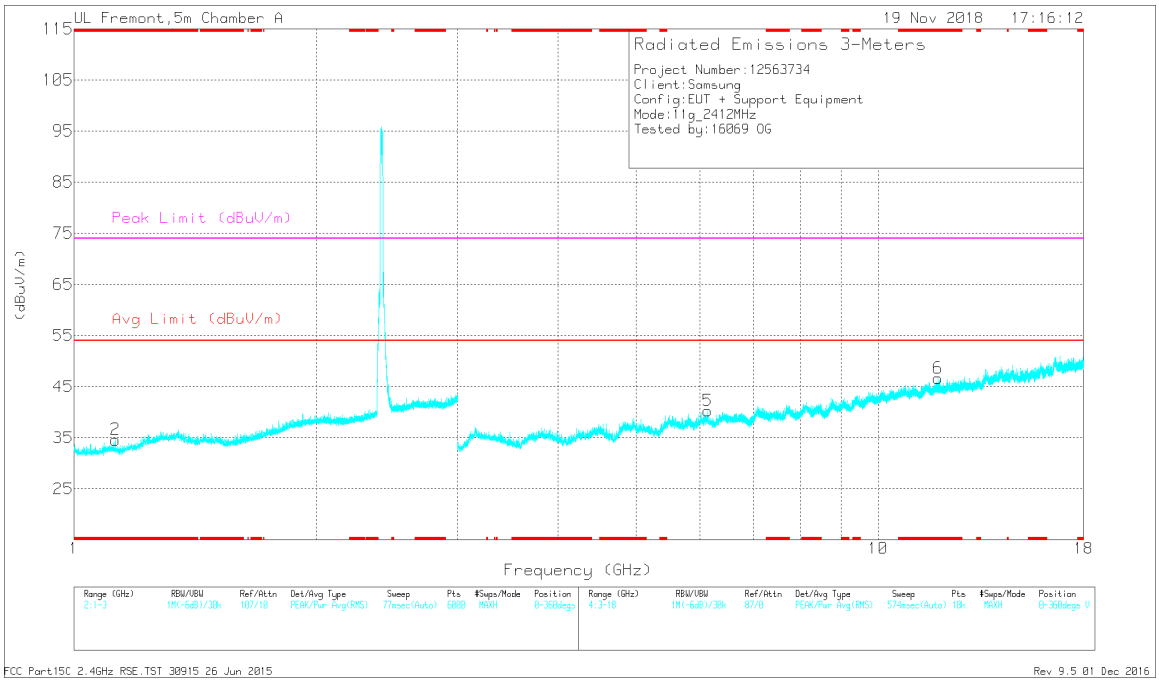

VERTICAL

UL VERIFICATION SERVICES INC.
47173 Benicia Street, Fremont, CA 94538; USA TEL:(510) 771-1000FAX:(510) 661-0888
This report shall not be reproduced except in full, without the written approval of UL Verification Services Inc.

RADIATED EMISSIONS

Marker	Frequency (GHz)	Meter Reading (dBuV)	Det	AF T862 (dB/m)	Amp/Cbl/Fltr/Pad (dB)	DC Corr (dB)	Corrected Reading (dBuV/m)	Avg Limit (dBuV/m)	Margin (dB)	Peak Limit (dBuV/m)	PK Margin (dB)	Azimuth (Degs)	Height (cm)	Polarity
1	* 1.336	36.21	PK2	29.5	-23.3	0	42.41	-	-	74	-31.59	153	235	H
	* 1.337	23.93	MAv1	29.5	-23.3	.29	30.42	54	-23.58	-	-	153	235	H
2	* 1.125	35.87	PK2	27.7	-23.6	0	39.97	-	-	74	-34.03	196	369	V
	* 1.124	23.76	MAv1	27.7	-23.6	.29	28.15	54	-25.85	-	-	196	369	V
4	* 11.598	30.87	PK2	38.5	-19	0	50.37	-	-	74	-23.63	220	298	H
	* 11.601	19.65	MAv1	38.5	-18.9	.29	39.54	54	-14.46	-	-	220	298	H
6	* 11.861	30.89	PK2	38.8	-18.7	0	50.99	-	-	74	-23.01	126	245	V
	* 11.859	19.44	MAv1	38.8	-18.7	.29	39.83	54	-14.17	-	-	126	245	V
5	6.134	34.02	PK2	35.5	-24.5	0	45.02	-	-	-	-	220	201	V
3	6.939	33.5	PK2	35.6	-23.8	0	45.3	-	-	-	-	196	200	H

* - indicates frequency in CFR47 Pt 15 / IC RSS-Restricted Band
PK2 - KDB558074 Method: Maximum Peak
MAv1 - KDB558074 Option 1 Maximum RMS Average

UL VERIFICATION SERVICES INC.
47173 Benicia Street, Fremont, CA 94538; USA TEL:(510) 771-1000FAX:(510) 661-0888
This report shall not be reproduced except in full, without the written approval of UL Verification Services Inc.

MID CHANNEL, CH 6 RESULTS

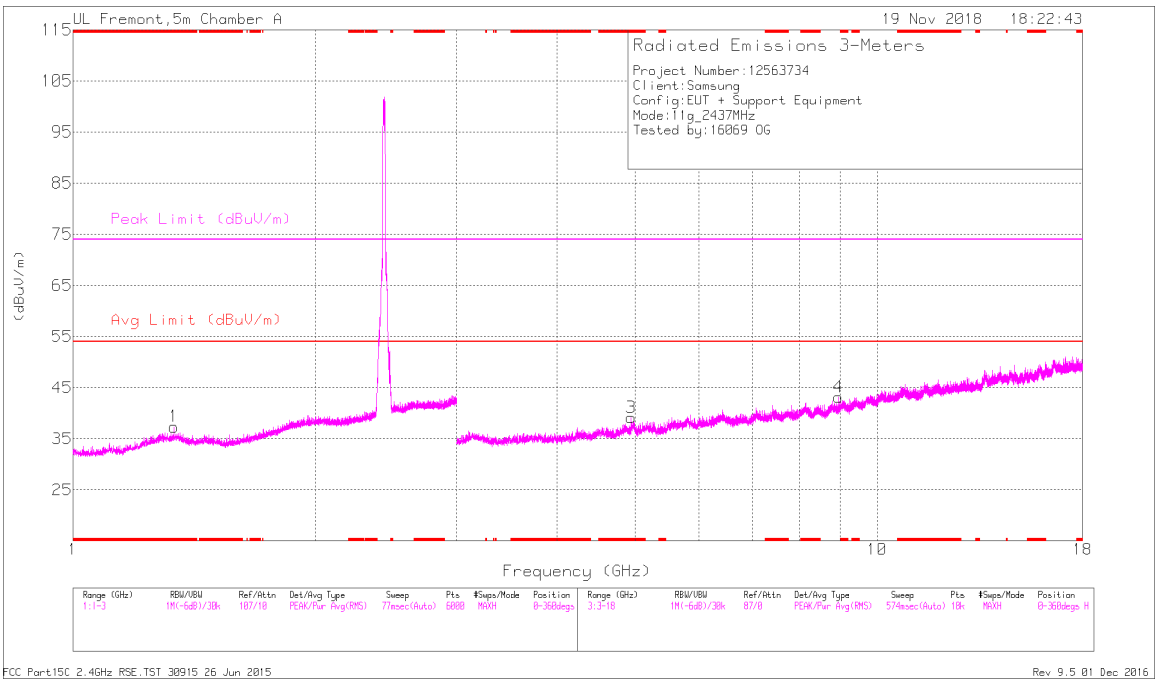

HORIZONTAL

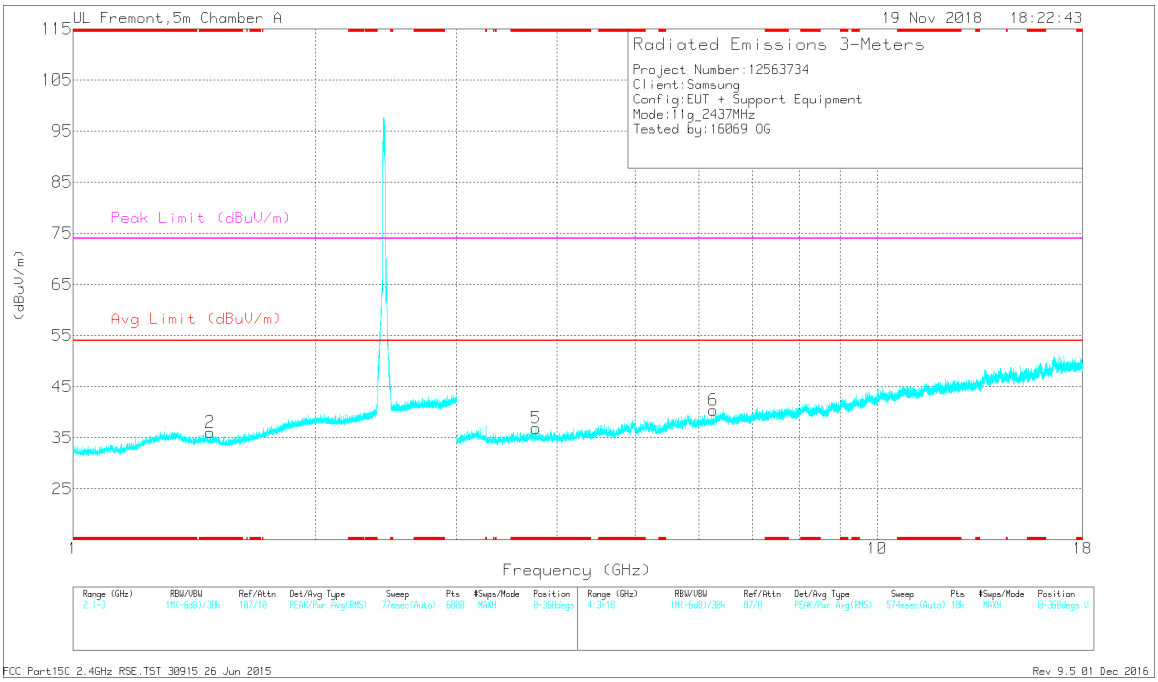

VERTICAL

UL VERIFICATION SERVICES INC.
47173 Benicia Street, Fremont, CA 94538; USA TEL:(510) 771-1000FAX:(510) 661-0888
This report shall not be reproduced except in full, without the written approval of UL Verification Services Inc.

RADIATED EMISSIONS

Marker	Frequency (GHz)	Meter Reading (dBuV)	Det	AF T862 (dB/m)	Amp/Cbl/Fltr/Pad (dB)	DC Corr (dB)	Corrected Reading (dBuV/m)	Avg Limit (dBuV/m)	Margin (dB)	Peak Limit (dBuV/m)	PK Margin (dB)	Azimuth (Degs)	Height (cm)	Polarity
1	* 1.337	36.53	PK2	29.5	-23.3	0	42.73	-	-	74	-31.27	273	378	H
	* 1.336	23.99	MAv1	29.5	-23.3	.29	30.48	54	-23.52	-	-	273	378	H
2	* 1.48	36.03	PK2	28.5	-23.1	0	41.43	-	-	74	-32.57	319	274	V
	* 1.481	23.89	MAv1	28.5	-23.1	.29	29.58	54	-24.42	-	-	319	274	V
3	* 4.945	36	PK2	34.2	-26.6	0	43.6	-	-	74	-30.4	127	172	H
	* 4.946	24.36	MAv1	34.2	-26.6	.29	32.25	54	-21.75	-	-	127	172	H
5	* 3.766	37.3	PK2	33.2	-28.2	0	42.3	-	-	74	-31.7	161	236	V
	* 3.768	25.34	MAv1	33.2	-28.3	.29	30.53	54	-23.47	-	-	161	236	V
6	6.256	34.29	PK2	35.6	-25	0	44.89	-	-	-	-	161	102	V
4	8.949	32.75	PK2	36.2	-21.7	0	47.25	-	-	-	-	127	199	H

* - indicates frequency in CFR47 Pt 15 / IC RSS-Restricted Band
PK2 - KDB558074 Method: Maximum Peak
MAv1 - KDB558074 Option 1 Maximum RMS Average

UL VERIFICATION SERVICES INC.
47173 Benicia Street, Fremont, CA 94538; USA TEL:(510) 771-1000FAX:(510) 661-0888
This report shall not be reproduced except in full, without the written approval of UL Verification Services Inc.

HIGH CHANNEL, CH 11 RESULTS

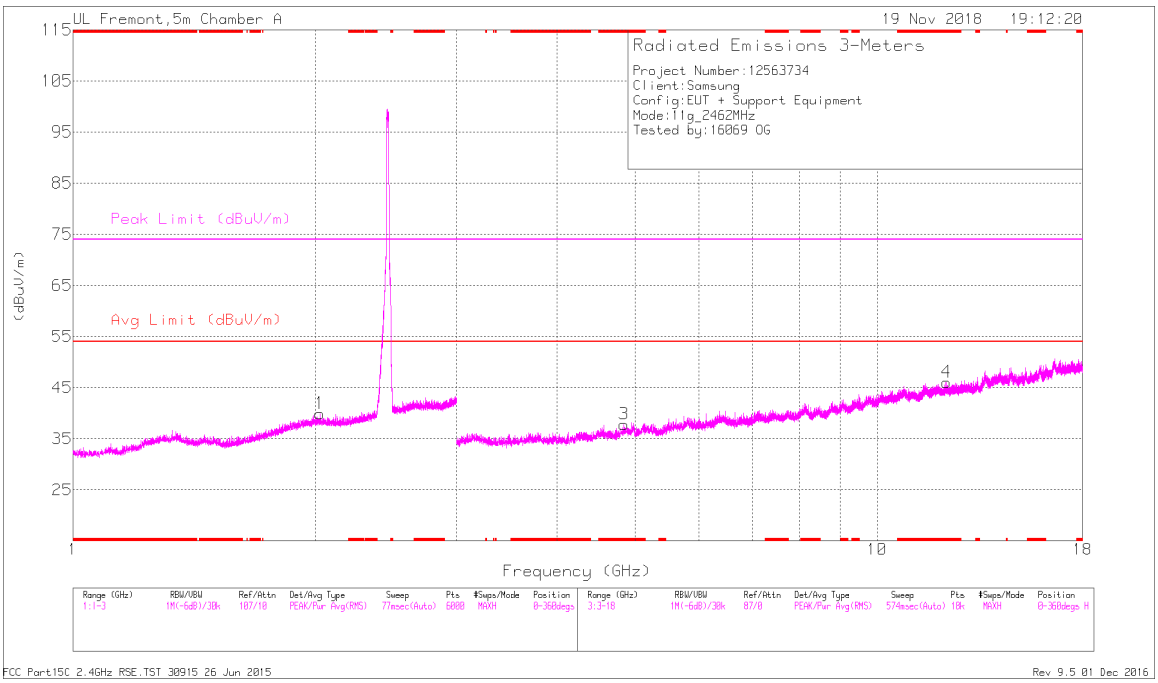

HORIZONTAL

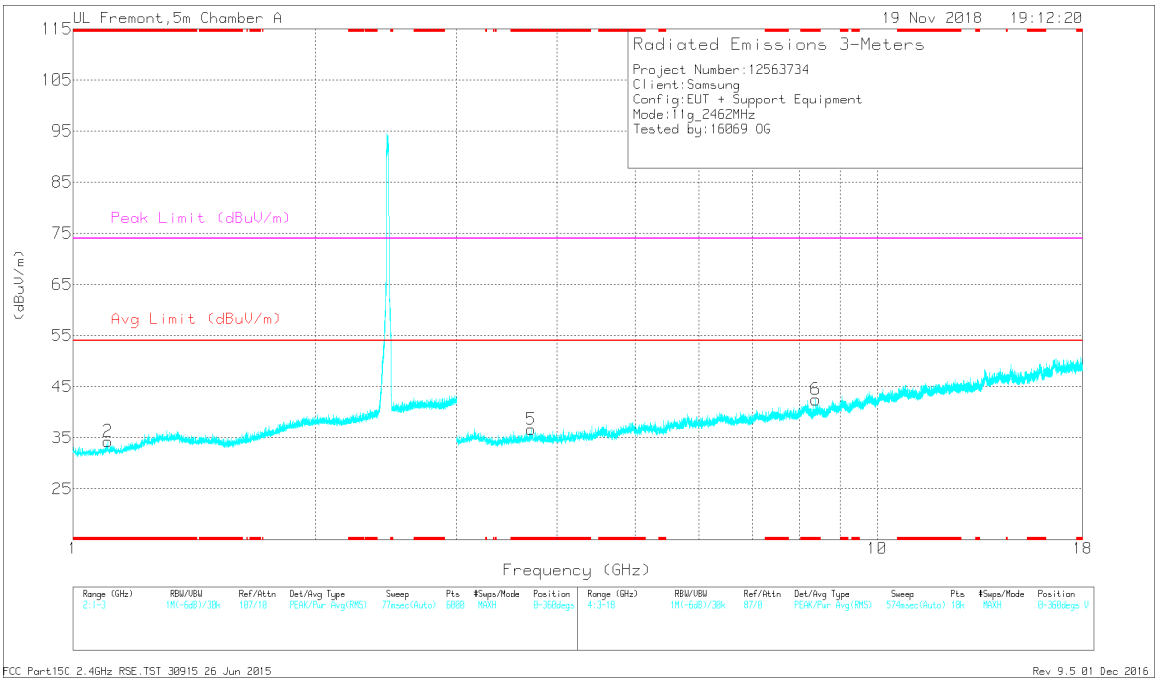

VERTICAL

UL VERIFICATION SERVICES INC.
47173 Benicia Street, Fremont, CA 94538; USA TEL:(510) 771-1000FAX:(510) 661-0888
This report shall not be reproduced except in full, without the written approval of UL Verification Services Inc.

RADIATED EMISSIONS

Marker	Frequency (GHz)	Meter Reading (dBuV)	Det	AF T862 (dB/m)	Amp/Cbl/Fltr/Pad (dB)	DC Corr (dB)	Corrected Reading (dBuV/m)	Avg Limit (dBuV/m)	Margin (dB)	Peak Limit (dBuV/m)	PK Margin (dB)	Azimuth (Degs)	Height (cm)	Polarity
2	* 1.105	35.82	PK2	27.8	-23.7	0	39.92	-	-	74	-34.08	241	262	V
	* 1.106	23.85	MAv1	27.8	-23.7	.29	28.24	54	-25.76	-	-	241	262	V
3	* 4.842	35.23	PK2	34.2	-25.8	0	43.63	-	-	74	-30.37	359	223	H
	* 4.845	23.33	MAv1	34.2	-25.8	.29	32.02	54	-21.98	-	-	359	223	H
4	* 12.192	31.22	PK2	39	-18.5	0	51.72	-	-	74	-22.28	17	217	H
	* 12.189	19.35	MAv1	39	-18.5	.29	40.14	54	-13.86	-	-	17	217	H
5	* 3.715	36.38	PK2	33.1	-27.8	0	41.68	-	-	74	-32.32	291	151	V
	* 3.715	24.94	MAv1	33.1	-27.8	.29	30.53	54	-23.47	-	-	291	151	V
6	* 8.389	32.75	PK2	35.8	-21.5	0	47.05	-	-	74	-26.95	200	195	V
	* 8.385	21.05	MAv1	35.8	-21.6	.29	35.54	54	-18.46	-	-	200	195	V
1	2.029	36.94	PK2	31.4	-23.1	0	45.24	-	-	-	-	0	101	H

* - indicates frequency in CFR47 Pt 15 / IC RSS-Restricted Band
PK2 - KDB558074 Method: Maximum Peak
MAv1 - KDB558074 Option 1 Maximum RMS Average

UL VERIFICATION SERVICES INC.
47173 Benicia Street, Fremont, CA 94538; USA TEL:(510) 771-1000FAX:(510) 661-0888
This report shall not be reproduced except in full, without the written approval of UL Verification Services Inc.

10.1.3. TX ABOVE 1 GHz 802.11n HT20 MODE IN THE 2.4 GHz BAND

2TX Chain 0 + Chain 1 CDD MODE

BANDEDGE (LOW CHANNEL, CH 1)

HORIZONTAL RESULT

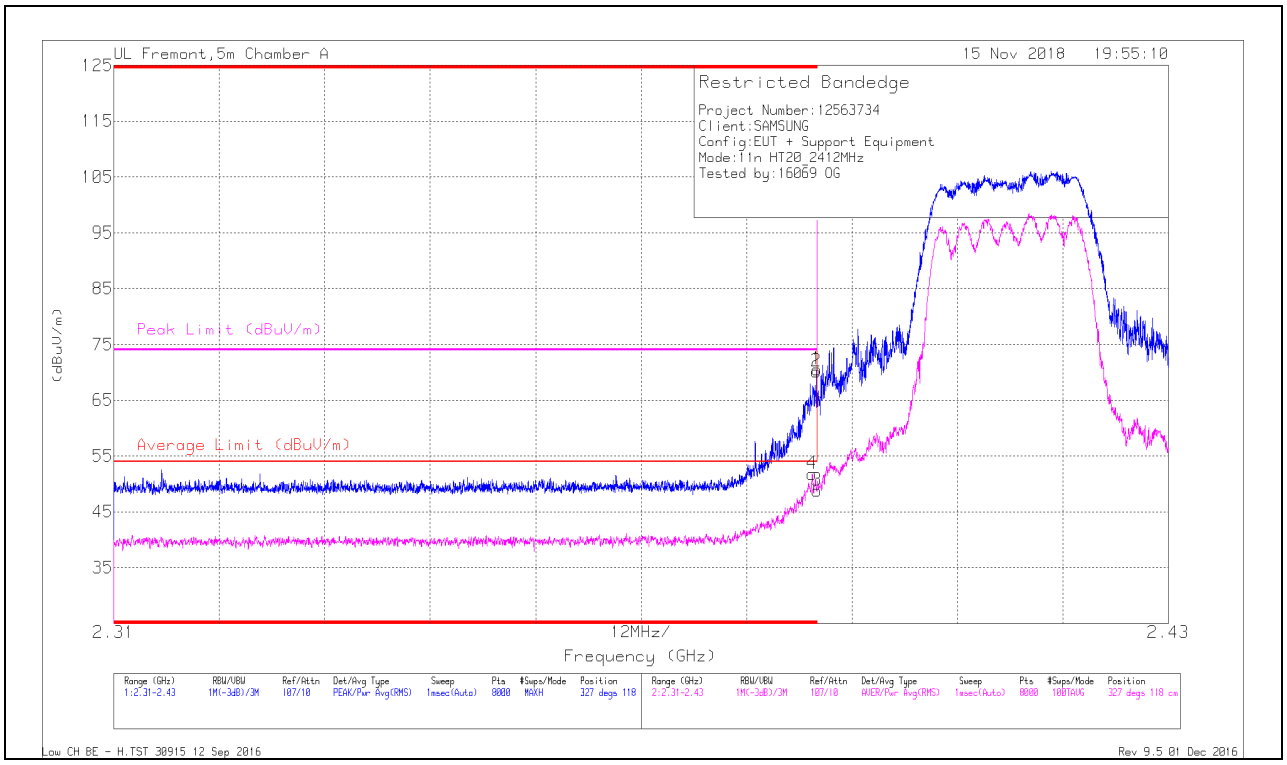

Marker	Frequency (GHz)	Meter Reading (dBuV)	Det	AF T862 (dB/m)	Amp/Cbl/Fltr/Pad (dB)	DC Corr (dB)	Corrected Reading (dBuV/m)	Average Limit (dBuV/m)	Margin (dB)	Peak Limit (dBuV/m)	PK Margin (dB)	Azimuth (Degs)	Height (cm)	Polarity
4	* 2.389	41.82	RMS	31.8	-22.1	.31	51.83	54	-2.17	-	-	327	118	H
1	* 2.39	60.8	Pk	31.8	-22.1	0	70.5	-	-	74	-3.5	327	118	H
2	* 2.39	60.4	Pk	31.8	-22.1	0	70.1	-	-	74	-3.9	327	118	H
3	* 2.39	38.79	RMS	31.8	-22.1	.31	48.8	54	-5.2	-	-	327	118	H

* - indicates frequency in CFR47 Pt 15 / IC RSS-Restricted Band
Pk - Peak detector
RMS - RMS detection

UL VERIFICATION SERVICES INC.
47173 Benicia Street, Fremont, CA 94538; USA TEL:(510) 771-1000FAX:(510) 661-0888
This report shall not be reproduced except in full, without the written approval of UL Verification Services Inc.

VERTICAL RESULT

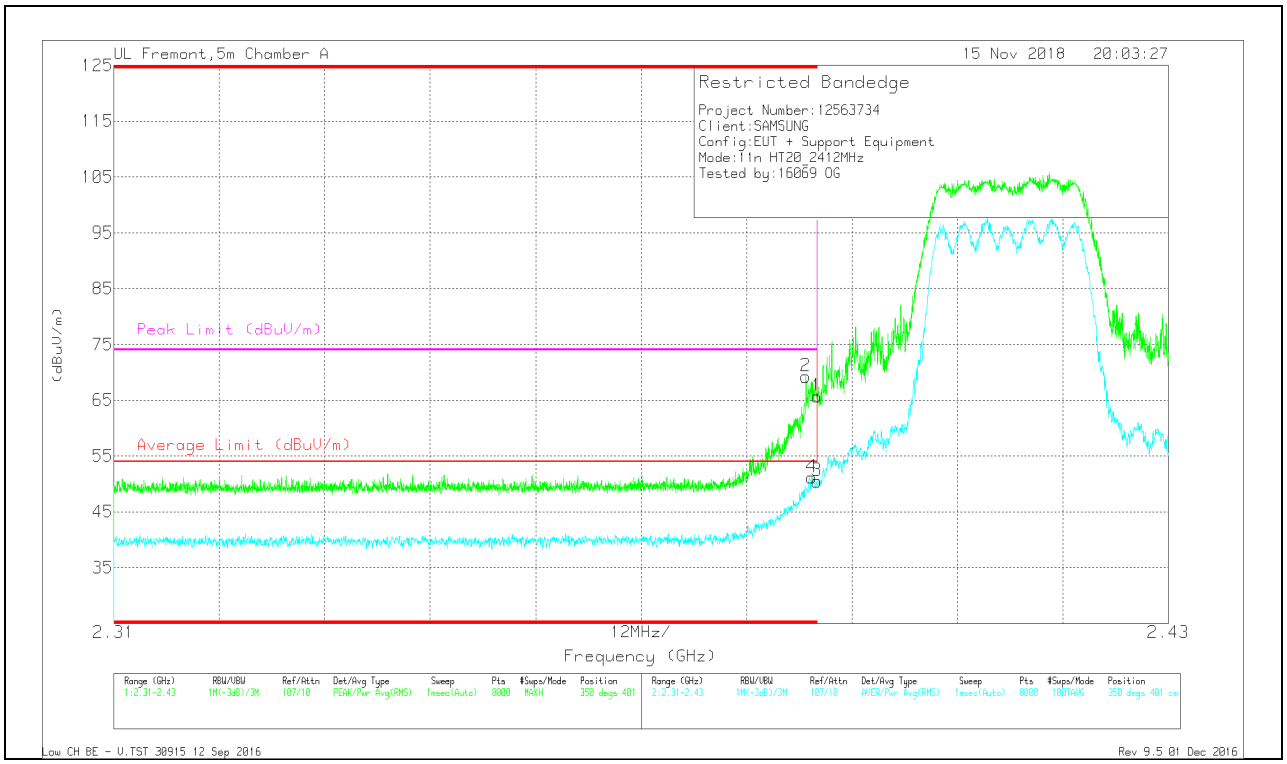

Marker	Frequency (GHz)	Meter Reading (dBuV)	Det	AF T862 (dB/m)	Amp/Cbl/Fltr/Pad (dB)	DC Corr (dB)	Corrected Reading (dBuV/m)	Average Limit (dBuV/m)	Margin (dB)	Peak Limit (dBuV/m)	PK Margin (dB)	Azimuth (Degs)	Height (cm)	Polarity
2	* 2.389	59.53	Pk	31.8	-22.1	0	69.23	-	-	74	-4.77	350	401	V
4	* 2.389	41.15	RMS	31.8	-22.1	.31	51.16	54	-2.84	-	-	350	401	V
1	* 2.39	56.02	Pk	31.8	-22.1	0	65.72	-	-	74	-8.28	350	401	V
3	* 2.39	40.47	RMS	31.8	-22.1	.31	50.48	54	-3.52	-	-	350	401	V

* - indicates frequency in CFR47 Pt 15 / IC RSS-Restricted Band
Pk - Peak detector
RMS - RMS detection

UL VERIFICATION SERVICES INC.
47173 Benicia Street, Fremont, CA 94538; USA TEL:(510) 771-1000FAX:(510) 661-0888
This report shall not be reproduced except in full, without the written approval of UL Verification Services Inc.

BANDEDGE (HIGH CHANNEL, CH 11)

HORIZONTAL RESULT

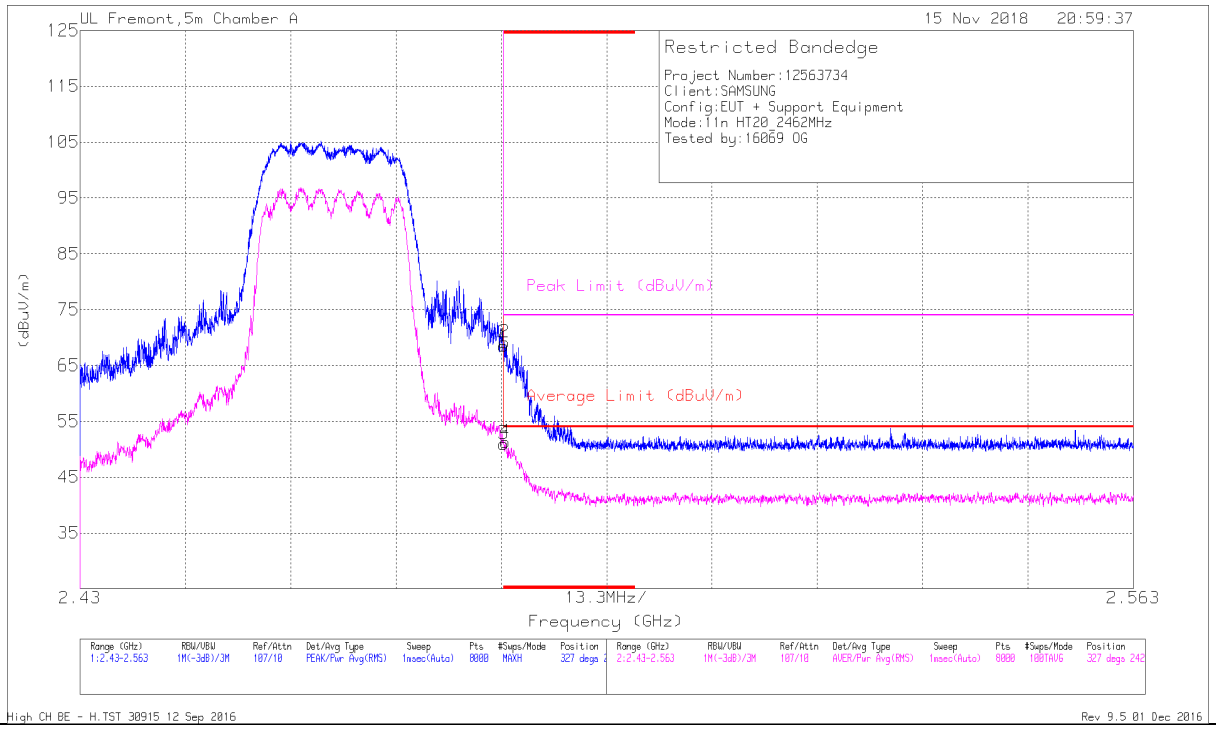

Marker	Frequency (GHz)	Meter Reading (dBuV)	Det	AF T862 (dB/m)	Amp/Cbl/Fltr/Pad (dB)	DC Corr (dB)	Corrected Reading (dBuV/m)	Average Limit (dBuV/m)	Margin (dB)	Peak Limit (dBuV/m)	PK Margin (dB)	Azimuth (Degs)	Height (cm)	Polarity
1	* 2.484	58.01	Pk	32.3	-21.8	0	68.51	-	-	74	-5.49	327	242	H
2	* 2.484	58.65	Pk	32.3	-21.8	0	69.15	-	-	74	-4.85	327	242	H
3	* 2.484	40.16	RMS	32.3	-21.8	.31	50.97	54	-3.03	-	-	327	242	H
4	* 2.484	40.5	RMS	32.3	-21.8	.31	51.31	54	-2.69	-	-	327	242	H

* - indicates frequency in CFR47 Pt 15 / IC RSS-Restricted Band
Pk - Peak detector
RMS - RMS detection

UL VERIFICATION SERVICES INC.
47173 Benicia Street, Fremont, CA 94538; USA TEL:(510) 771-1000FAX:(510) 661-0888
This report shall not be reproduced except in full, without the written approval of UL Verification Services Inc.

VERTICAL RESULT

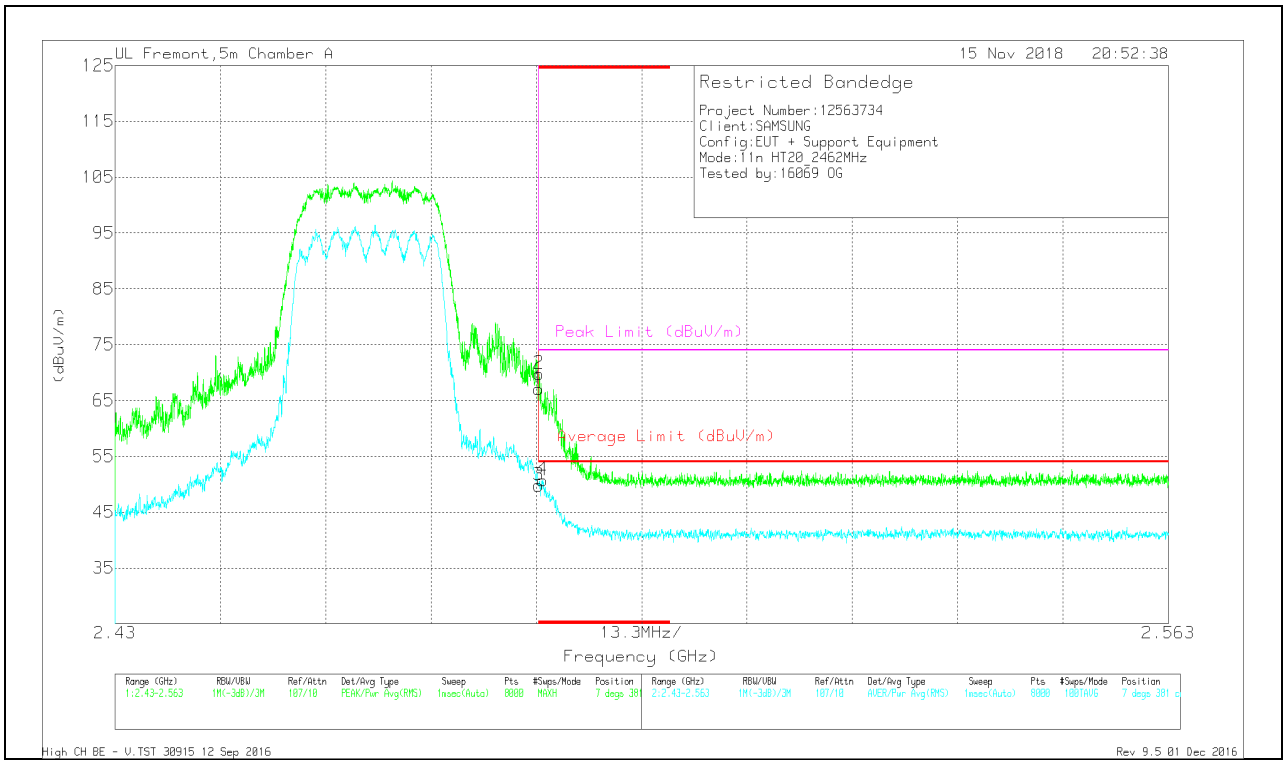

Marker	Frequency (GHz)	Meter Reading (dBuV)	Det	AF T862 (dB/m)	Amp/Cbl/Fltr/Pad (dB)	DC Corr (dB)	Corrected Reading (dBuV/m)	Average Limit (dBuV/m)	Margin (dB)	Peak Limit (dBuV/m)	PK Margin (dB)	Azimuth (Degs)	Height (cm)	Polarity
1	* 2.484	56.61	Pk	32.3	-21.8	0	67.11	-	-	74	-6.89	7	381	V
2	* 2.484	59.3	Pk	32.3	-21.8	0	69.8	-	-	74	-4.2	7	381	V
3	* 2.484	38.99	RMS	32.3	-21.8	.31	49.8	54	-4.2	-	-	7	381	V
4	* 2.484	39.93	RMS	32.3	-21.8	.31	50.74	54	-3.26	-	-	7	381	V

* - indicates frequency in CFR47 Pt 15 / IC RSS-Restricted Band
Pk - Peak detector
RMS - RMS detection

UL VERIFICATION SERVICES INC.
47173 Benicia Street, Fremont, CA 94538; USA TEL:(510) 771-1000FAX:(510) 661-0888
This report shall not be reproduced except in full, without the written approval of UL Verification Services Inc.

BANDEDGE (HIGH CHANNEL, CH 12)

HORIZONTAL RESULT

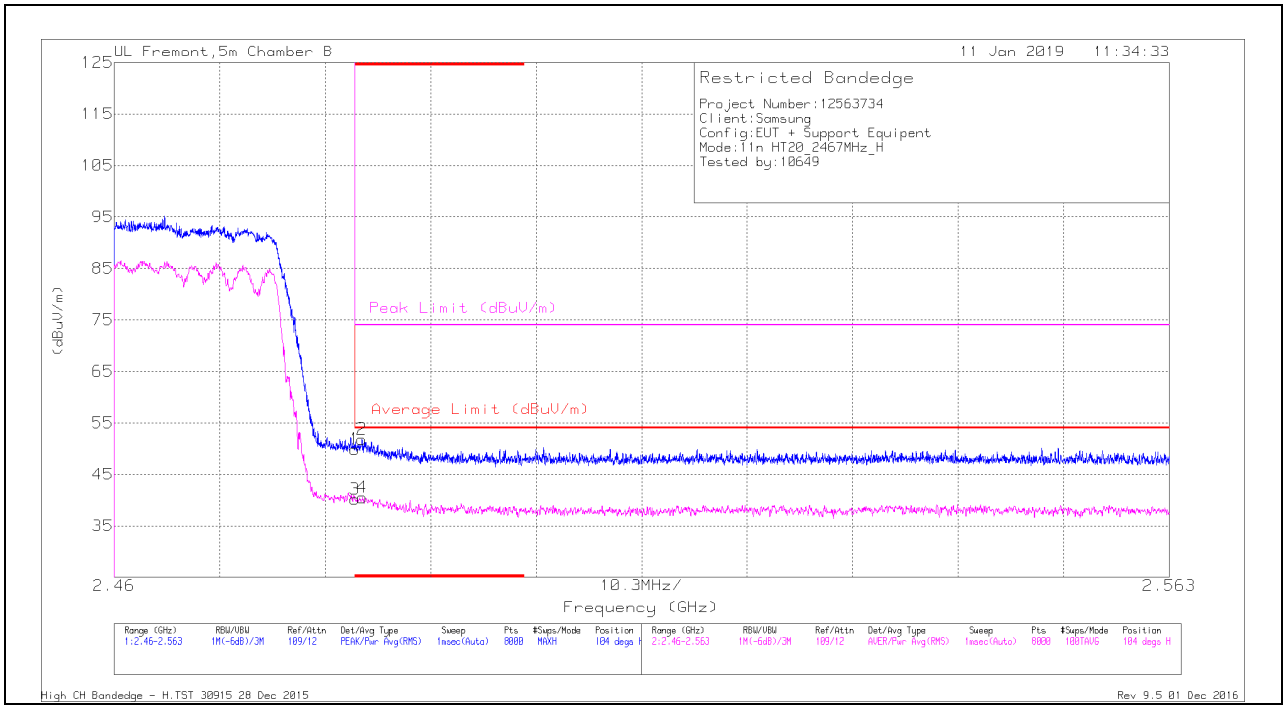

Marker	Frequency (GHz)	Meter Reading (dBuV)	Det	AF T863 (dB/m)	Amp/Cbl/Fltr/Pad (dB)	DC Corr (dB)	Corrected Reading (dBuV/m)	Average Limit (dBuV/m)	Margin (dB)	Peak Limit (dBuV/m)	PK Margin (dB)	Azimuth (Degs)	Height (cm)	Polarity
1	* 2.484	37.58	Pk	32.6	-20.3	0	49.88	-	-	74	-24.12	104	194	H
2	* 2.484	39.61	Pk	32.6	-20.4	0	51.81	-	-	74	-22.19	104	194	H
3	* 2.484	27.89	RMS	32.6	-20.3	.31	40.60	54	-13.40	-	-	104	194	H
4	* 2.484	28.31	RMS	32.6	-20.4	.31	40.82	54	-13.18	-	-	104	194	H

* - indicates frequency in CFR47 Pt 15 / IC RSS-Restricted Band
Pk - Peak detector
RMS - RMS detection

UL VERIFICATION SERVICES INC.
47173 Benicia Street, Fremont, CA 94538; USA TEL:(510) 771-1000FAX:(510) 661-0888
This report shall not be reproduced except in full, without the written approval of UL Verification Services Inc.

VERTICAL RESULT

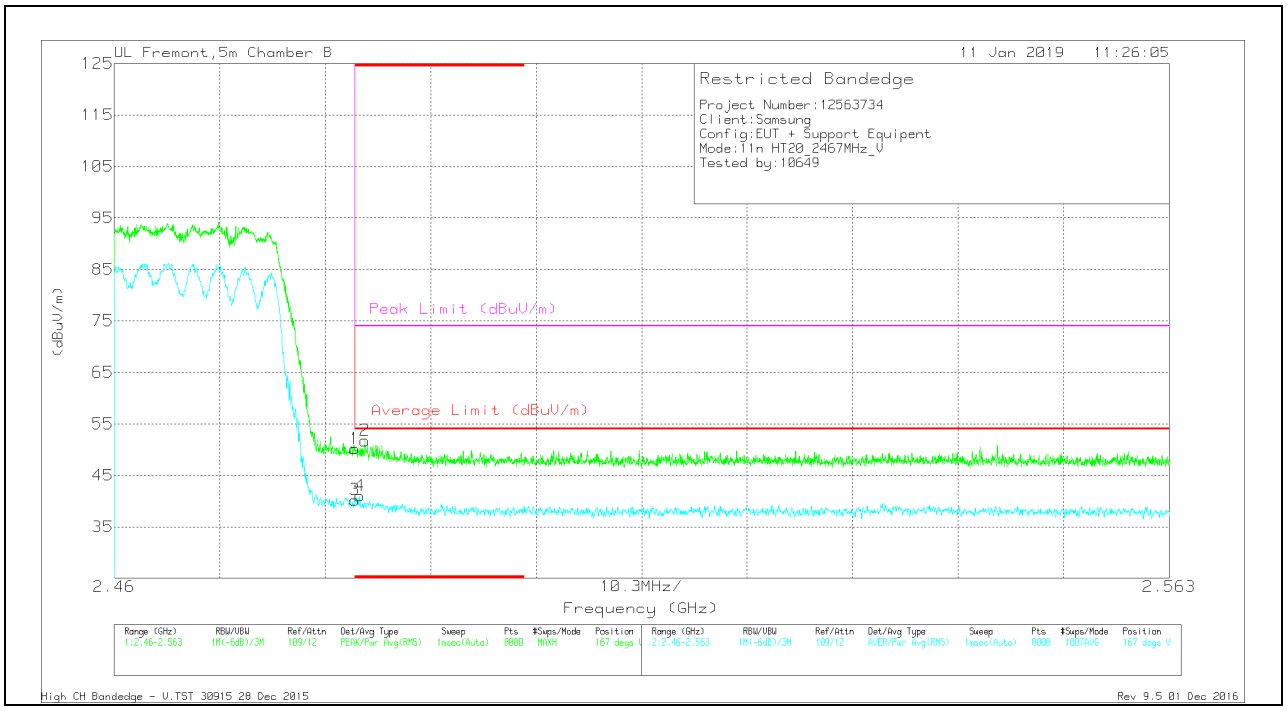

Marker	Frequency (GHz)	Meter Reading (dBuV)	Det	AF T863 (dB/m)	Amp/Cbl/Fltr/Pad (dB)	DC Corr (dB)	Corrected Reading (dBuV/m)	Average Limit (dBuV/m)	Margin (dB)	Peak Limit (dBuV/m)	PK Margin (dB)	Azimuth (Degs)	Height (cm)	Polarity
1	* 2.484	37.9	Pk	32.6	-20.3	0	50.2	-	-	74	-23.8	167	390	V
2	* 2.484	39.55	Pk	32.6	-20.4	0	51.75	-	-	74	-22.25	167	390	V
3	* 2.484	27.95	RMS	32.6	-20.3	.31	40.56	54	-13.44	-	-	167	390	V
4	* 2.484	28.84	RMS	32.6	-20.4	.31	41.35	54	-12.65	-	-	167	390	V

* - indicates frequency in CFR47 Pt 15 / IC RSS-Restricted Band
Pk - Peak detector
RMS - RMS detection

UL VERIFICATION SERVICES INC.
47173 Benicia Street, Fremont, CA 94538; USA TEL:(510) 771-1000FAX:(510) 661-0888
This report shall not be reproduced except in full, without the written approval of UL Verification Services Inc.

BANDEDGE (HIGH CHANNEL, CH 13)

HORIZONTAL RESULT

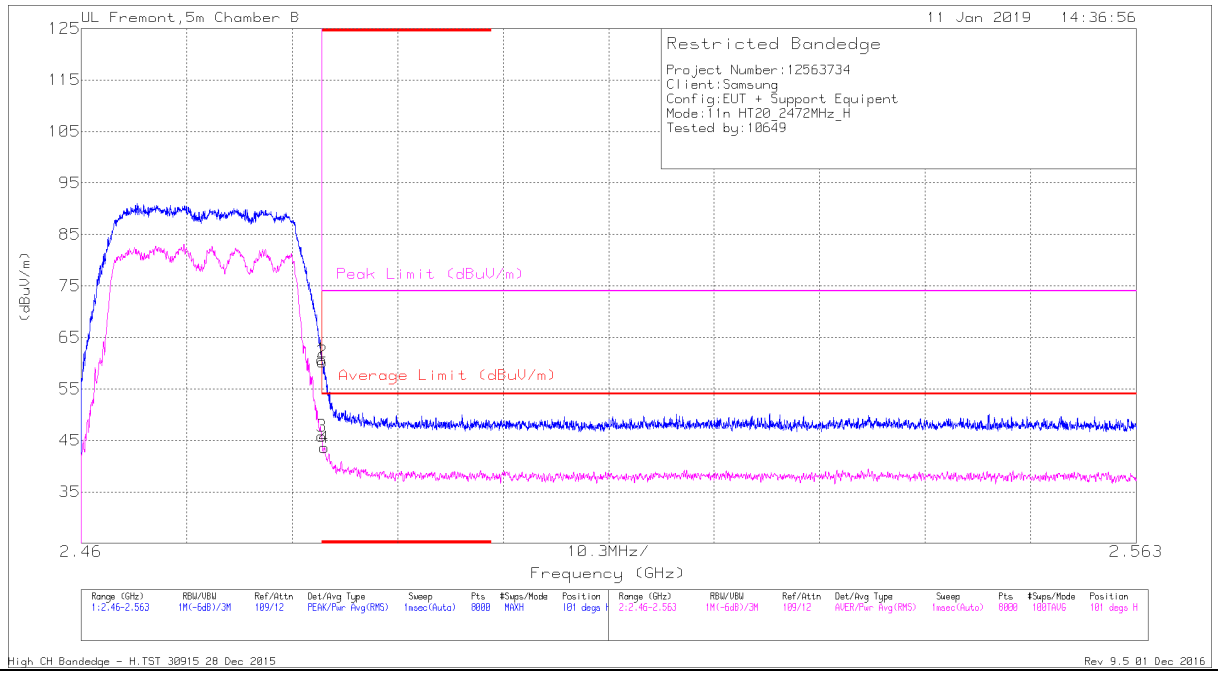

Marker	Frequency (GHz)	Meter Reading (dBuV)	Det	AF T863 (dB/m)	Amp/Cbl/Fltr/Pad (dB)	DC Corr (dB)	Corrected Reading (dBuV/m)	Average Limit (dBuV/m)	Margin (dB)	Peak Limit (dBuV/m)	PK Margin (dB)	Azimuth (Degs)	Height (cm)	Polarity
1	* 2.484	48.44	Pk	32.6	-20.3	0	60.74	-	-	74	-13.26	101	135	H
2	* 2.484	47.96	Pk	32.6	-20.3	0	60.26	-	-	74	-13.74	101	135	H
3	* 2.484	33.52	RMS	32.6	-20.3	.31	46.13	54	-7.87	-	-	101	135	H
4	* 2.484	31.4	RMS	32.6	-20.4	.31	43.91	54	-10.09	-	-	101	135	H

* - indicates frequency in CFR47 Pt 15 / IC RSS-Restricted Band
Pk - Peak detector
RMS - RMS detection

UL VERIFICATION SERVICES INC.
47173 Benicia Street, Fremont, CA 94538; USA TEL:(510) 771-1000FAX:(510) 661-0888
This report shall not be reproduced except in full, without the written approval of UL Verification Services Inc.

VERTICAL RESULT

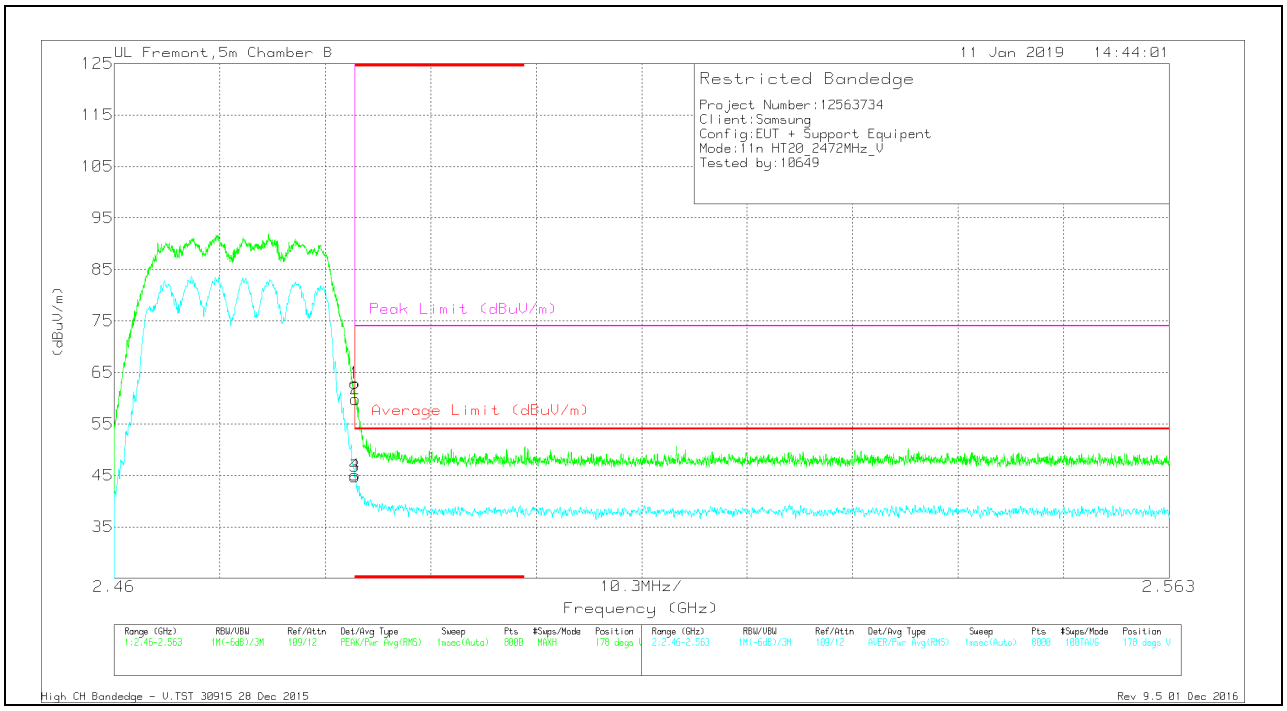

Marker	Frequency (GHz)	Meter Reading (dBuV)	Det	AF T863 (dB/m)	Amp/Cbl/Fltr/Pad (dB)	DC Corr (dB)	Corrected Reading (dBuV/m)	Average Limit (dBuV/m)	Margin (dB)	Peak Limit (dBuV/m)	PK Margin (dB)	Azimuth (Degs)	Height (cm)	Polarity
1	* 2.484	50.63	Pk	32.6	-20.3	0	62.93	-	-	74	-11.07	178	352	V
2	* 2.484	47.51	Pk	32.6	-20.3	0	59.81	-	-	74	-14.19	178	352	V
3	* 2.484	32.46	RMS	32.6	-20.3	.31	45.07	54	-8.93	-	-	178	352	V
4	* 2.484	32.78	RMS	32.6	-20.3	.31	45.39	54	-8.61	-	-	178	352	V

* - indicates frequency in CFR47 Pt 15 / IC RSS-Restricted Band
Pk - Peak detector
RMS - RMS detection

UL VERIFICATION SERVICES INC.
47173 Benicia Street, Fremont, CA 94538; USA TEL:(510) 771-1000FAX:(510) 661-0888
This report shall not be reproduced except in full, without the written approval of UL Verification Services Inc.

HARMONICS AND SPURIOUS EMISSIONS

LOW CHANNEL, CH 1 RESULTS

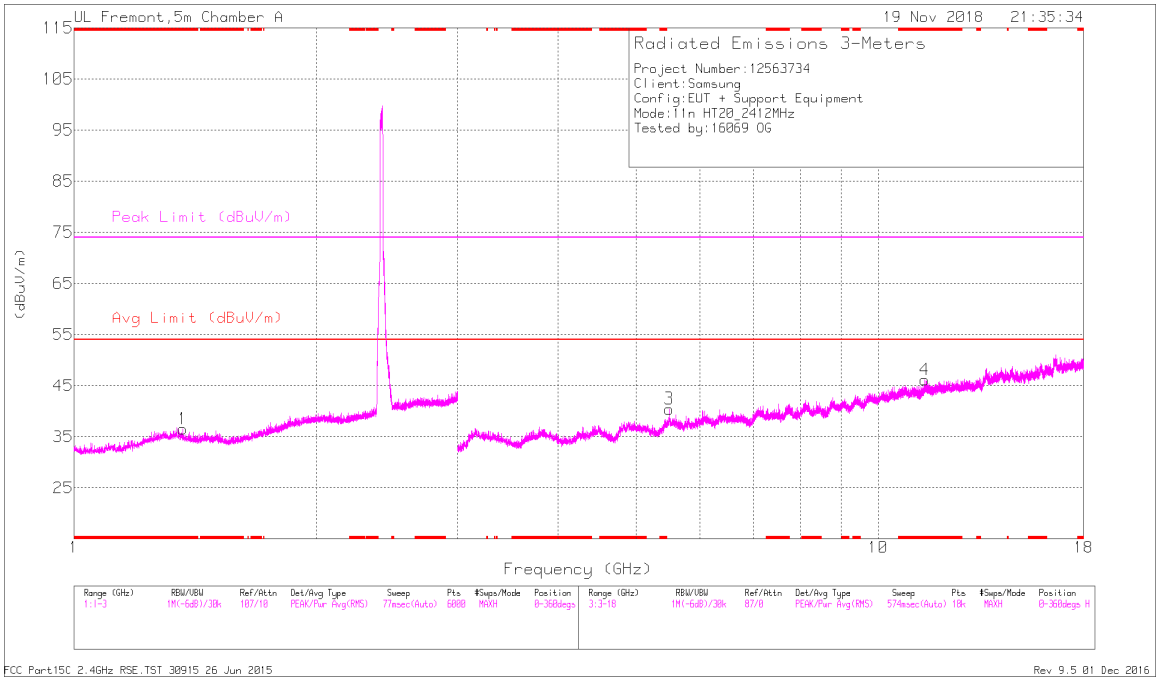

HORIZONTAL

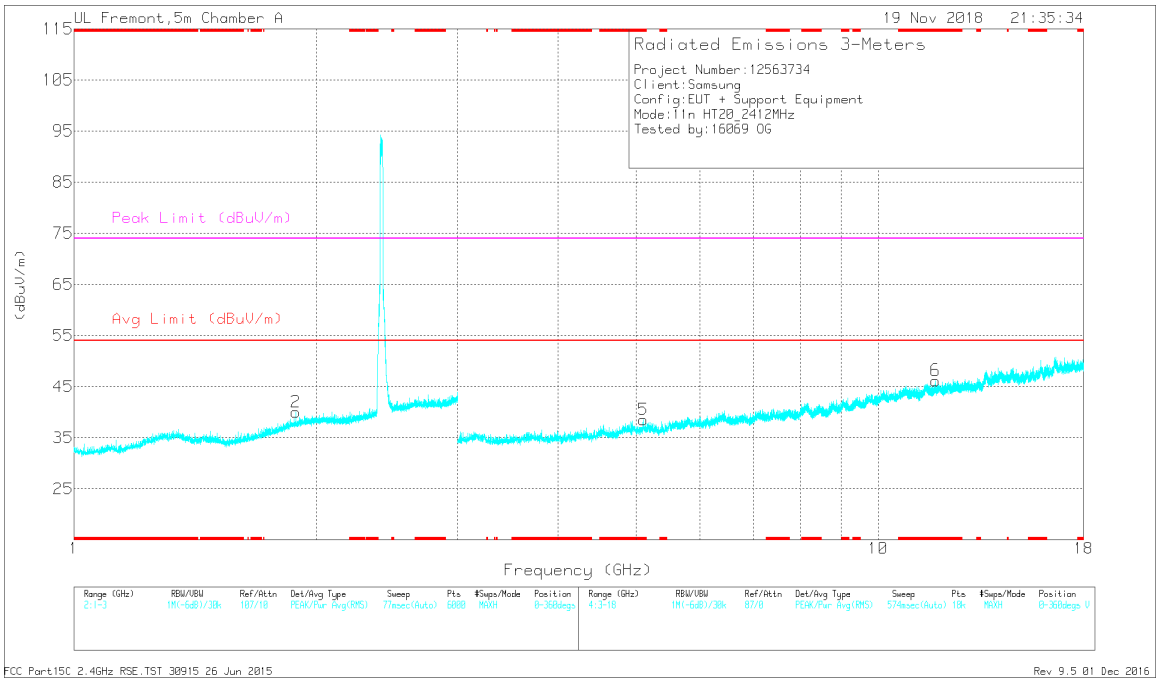

VERTICAL

UL VERIFICATION SERVICES INC.
47173 Benicia Street, Fremont, CA 94538; USA TEL:(510) 771-1000FAX:(510) 661-0888
This report shall not be reproduced except in full, without the written approval of UL Verification Services Inc.

RADIATED EMISSIONS

	Frequency (GHz)	Meter Reading (dBuV)	Det	AF T862 (dB/m)	Amp/Cbl/Fltr/Pad (dB)	DC Corr (dB)	Corrected Reading (dBuV/m)	Avg Limit (dBuV/m)	Margin (dB)	Peak Limit (dBuV/m)	PK Margin (dB)	Azimuth (Degs)	Height (cm)	Polarity
1	* 1.367	35.86	PK2	29.2	-23.4	0	41.66	-	-	74	-32.34	341	308	H
	* 1.364	23.92	MAv1	29.3	-23.4	.31	30.13	54	-23.87	-	-	341	308	H
4	* 11.426	31.23	PK2	38.2	-18.2	0	51.23	-	-	74	-22.77	290	233	H
	* 11.427	19.48	MAv1	38.2	-18.2	.31	39.79	54	-14.21	-	-	290	233	H
5	* 5.101	36.39	PK2	34.4	-26.2	0	44.59	-	-	74	-29.41	213	137	V
	* 5.101	24.01	MAv1	34.4	-26.2	.31	32.52	54	-21.48	-	-	213	137	V
6	* 11.778	30.89	PK2	38.7	-18.5	0	51.09	-	-	74	-22.91	0	128	V
	* 11.777	19.57	MAv1	38.7	-18.5	.31	40.08	54	-13.92	-	-	0	128	V
2	1.885	36.3	PK2	31	-22.9	0	44.4	-	-	-	-	341	201	V
3	5.499	35.57	PK2	34.9	-25.3	0	45.17	-	-	-	-	342	102	H

* - indicates frequency in CFR47 Pt 15 / IC RSS-Restricted Band
PK2 - KDB558074 Method: Maximum Peak
MAv1 - KDB558074 Option 1 Maximum RMS Average

UL VERIFICATION SERVICES INC.
47173 Benicia Street, Fremont, CA 94538; USA TEL:(510) 771-1000FAX:(510) 661-0888
This report shall not be reproduced except in full, without the written approval of UL Verification Services Inc.

MID CHANNEL, CH 6 RESULTS

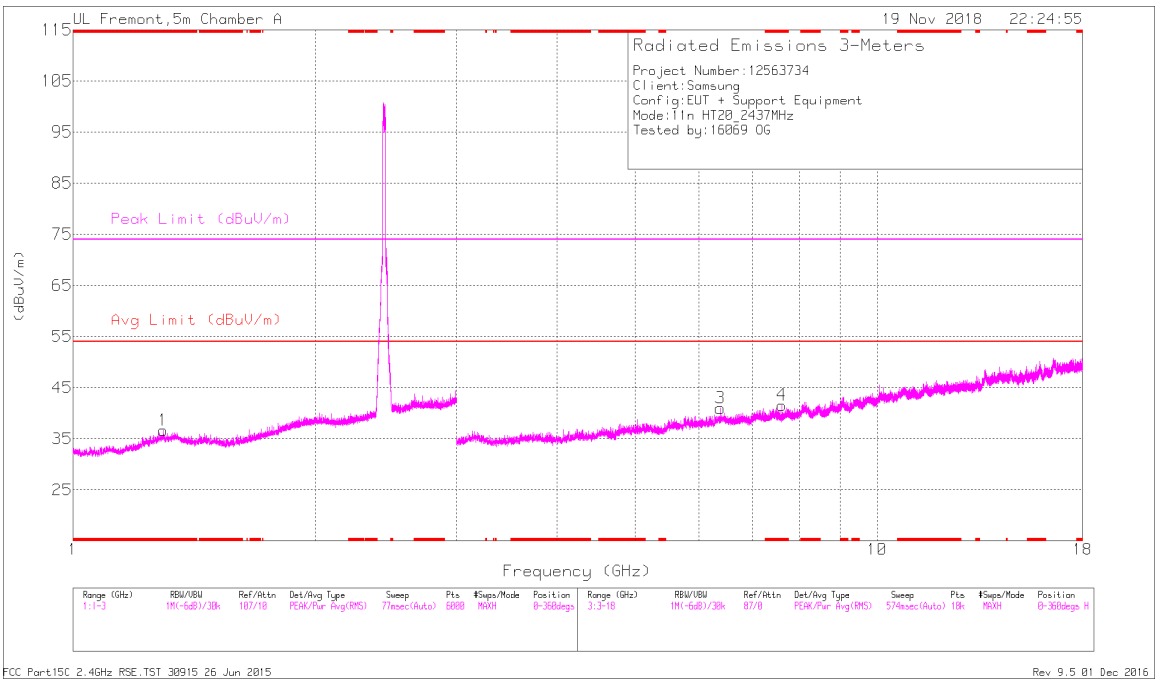

HORIZONTAL

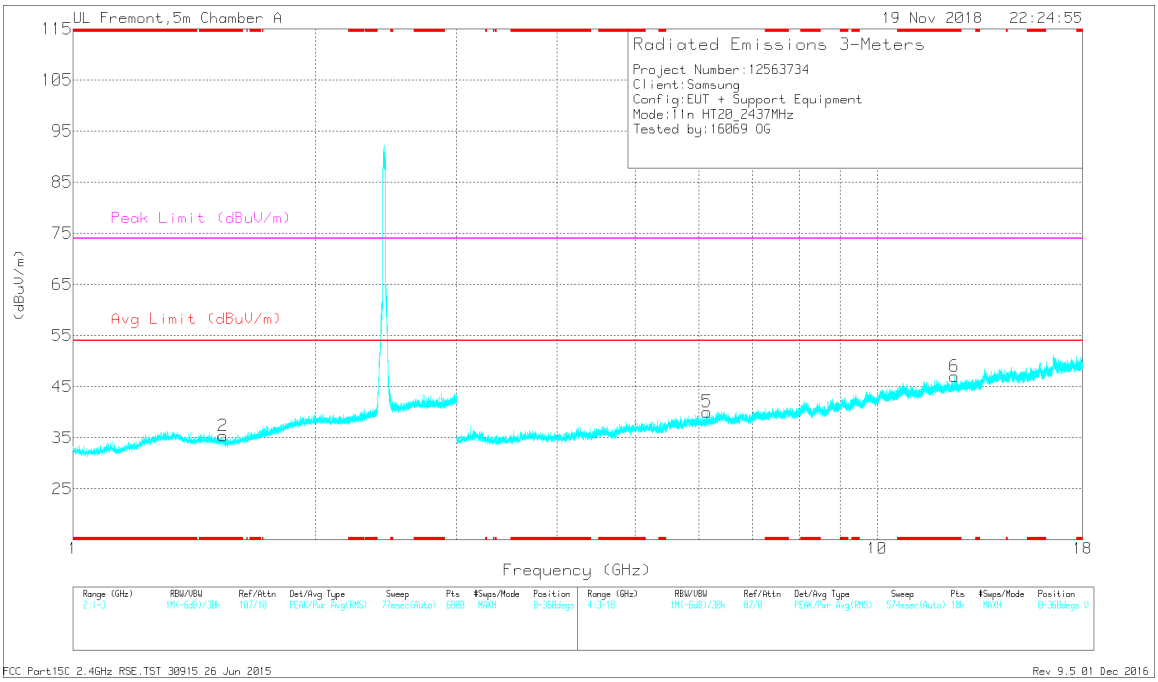

VERTICAL

UL VERIFICATION SERVICES INC.
47173 Benicia Street, Fremont, CA 94538; USA TEL:(510) 771-1000FAX:(510) 661-0888

This report shall not be reproduced except in full, without the written approval of UL Verification Services Inc.

RADIATED EMISSIONS

Marker	Frequency (GHz)	Meter Reading (dBuV)	Det	AF T862 (dB/m)	Amp/Cbl/Fltr/ Pad (dB)	DC Corr (dB)	Corrected Reading (dBuV/m)	Avg Limit (dBuV/m)	Margin (dB)	Peak Limit (dBuV/m)	PK Margin (dB)	Azimuth (Degs)	Height (cm)	Polarity
1	* 1.295	35.84	PK2	29.4	-23.3	0	41.94	-	-	74	-32.06	176	231	H
	* 1.294	23.96	MAv1	29.4	-23.3	.31	30.37	54	-23.63	-	-	176	231	H
2	* 1.535	36.95	PK2	28	-23.1	0	41.85	-	-	74	-32.15	314	268	V
	* 1.538	24.04	MAv1	27.9	-23.1	.31	29.15	54	-24.85	-	-	314	268	V
4	* 7.608	32.51	PK2	35.7	-22.7	0	45.51	-	-	74	-28.49	138	223	H
	* 7.608	20.78	MAv1	35.7	-22.7	.31	34.09	54	-19.91	-	-	138	223	H
6	* 12.475	31.08	PK2	39	-18.2	0	51.88	-	-	74	-22.12	100	230	V
	* 12.475	19.4	MAv1	39	-18.2	.31	40.51	54	-13.49	-	-	100	230	V
5	6.144	34.36	PK2	35.5	-24.5	0	45.36	-	-	-	-	138	201	V
3	6.382	34.37	PK2	35.8	-24.3	0	45.87	-	-	-	-	314	102	H

* - indicates frequency in CFR47 Pt 15 / IC RSS-Restricted Band
PK2 - KDB558074 Method: Maximum Peak
MAv1 - KDB558074 Option 1 Maximum RMS Average

UL VERIFICATION SERVICES INC.
47173 Benicia Street, Fremont, CA 94538; USA TEL:(510) 771-1000FAX:(510) 661-0888
This report shall not be reproduced except in full, without the written approval of UL Verification Services Inc.

HIGH CHANNEL, CH 11 RESULTS

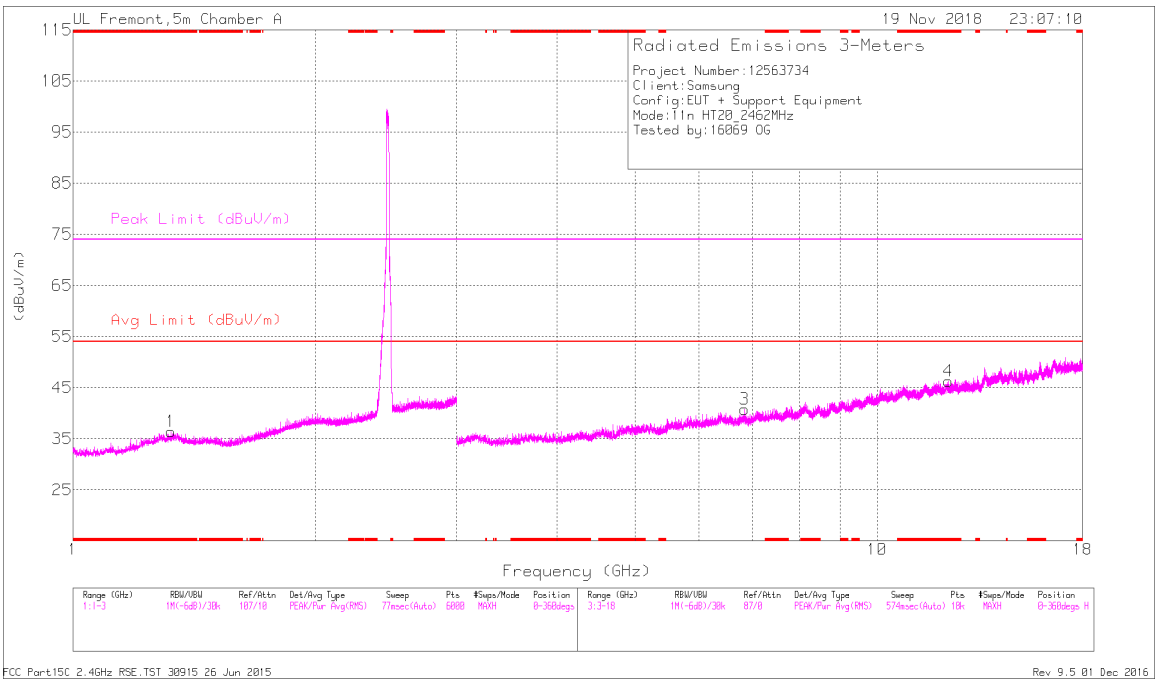

HORIZONTAL

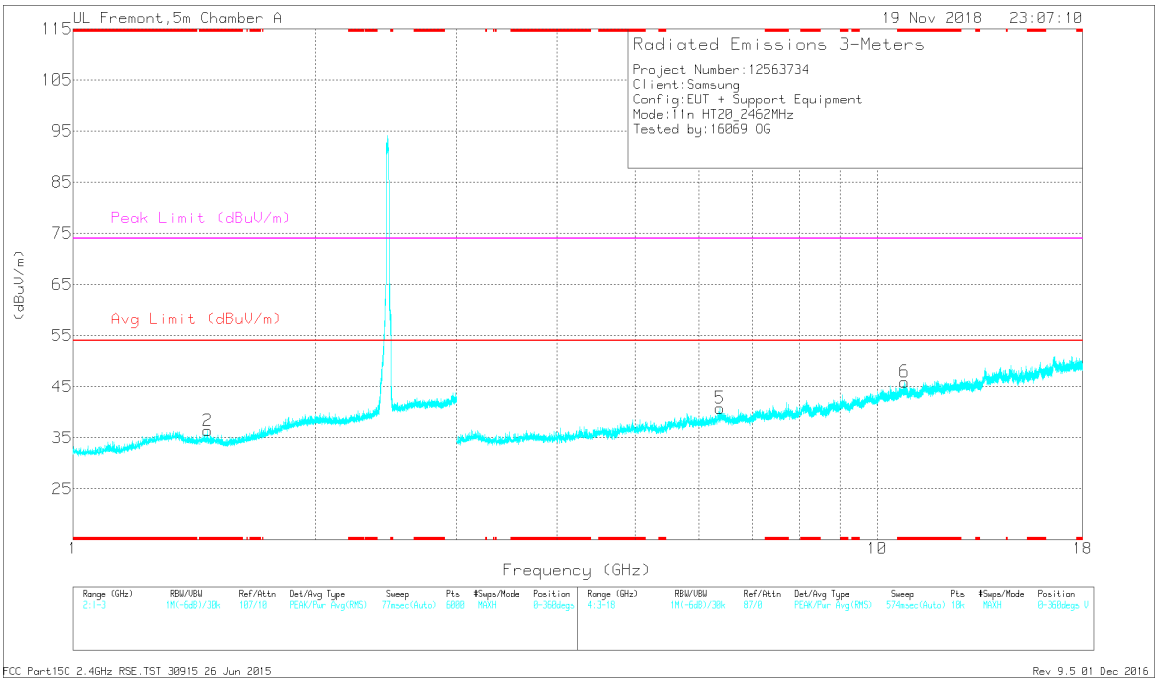

VERTICAL

UL VERIFICATION SERVICES INC.
47173 Benicia Street, Fremont, CA 94538; USA TEL:(510) 771-1000FAX:(510) 661-0888

This report shall not be reproduced except in full, without the written approval of UL Verification Services Inc.

RADIATED EMISSIONS

Marker	Frequency (GHz)	Meter Reading (dBuV)	Det	AF T862 (dB/m)	Amp/Cbl/Fltr/ Pad (dB)	DC Corr (dB)	Corrected Reading (dBuV/m)	Avg Limit (dBuV/m)	Margin (dB)	Peak Limit (dBuV/m)	PK Margin (dB)	Azimuth (Degs)	Height (cm)	Polarity
1	* 1.325	36.08	PK2	29.5	-23.2	0	42.38	-	-	74	-31.62	350	272	H
	* 1.324	23.89	MAv1	29.5	-23.2	.31	30.5	54	-23.5	-	-	350	272	H
2	* 1.472	35.59	PK2	28.6	-23.2	0	40.99	-	-	74	-33.01	87	352	V
	* 1.469	23.95	MAv1	28.6	-23.2	.31	29.66	54	-24.34	-	-	87	352	V
4	* 12.261	31.45	PK2	39	-18.7	0	51.75	-	-	74	-22.25	335	108	H
	* 12.258	19.84	MAv1	39	-18.7	.31	40.45	54	-13.55	-	-	335	108	H
6	* 10.81	31.03	PK2	37.8	-18.2	0	50.63	-	-	74	-23.37	314	247	V
	* 10.81	19.6	MAv1	37.8	-18.2	.31	39.51	54	-14.49	-	-	314	247	V
5	6.379	34.56	PK2	35.8	-24.3	0	46.06	-	-	-	-	335	200	V
3	6.837	33.01	PK2	35.5	-23.1	0	45.41	-	-	-	-	87	102	H

* - indicates frequency in CFR47 Pt 15 / IC RSS-Restricted Band
PK2 - KDB558074 Method: Maximum Peak
MAv1 - KDB558074 Option 1 Maximum RMS Average

UL VERIFICATION SERVICES INC.
47173 Benicia Street, Fremont, CA 94538; USA TEL:(510) 771-1000FAX:(510) 661-0888
This report shall not be reproduced except in full, without the written approval of UL Verification Services Inc.

10.1.4. TX ABOVE 1 GHz 802.11ax HE20 MODE IN THE 2.4 GHz BAND

2TX Chain 0 + Chain 1 OFDMA MODE – 242-Tones, RU index 61

BANDEDGE (LOW CHANNEL, CH 1)

HORIZONTAL RESULT

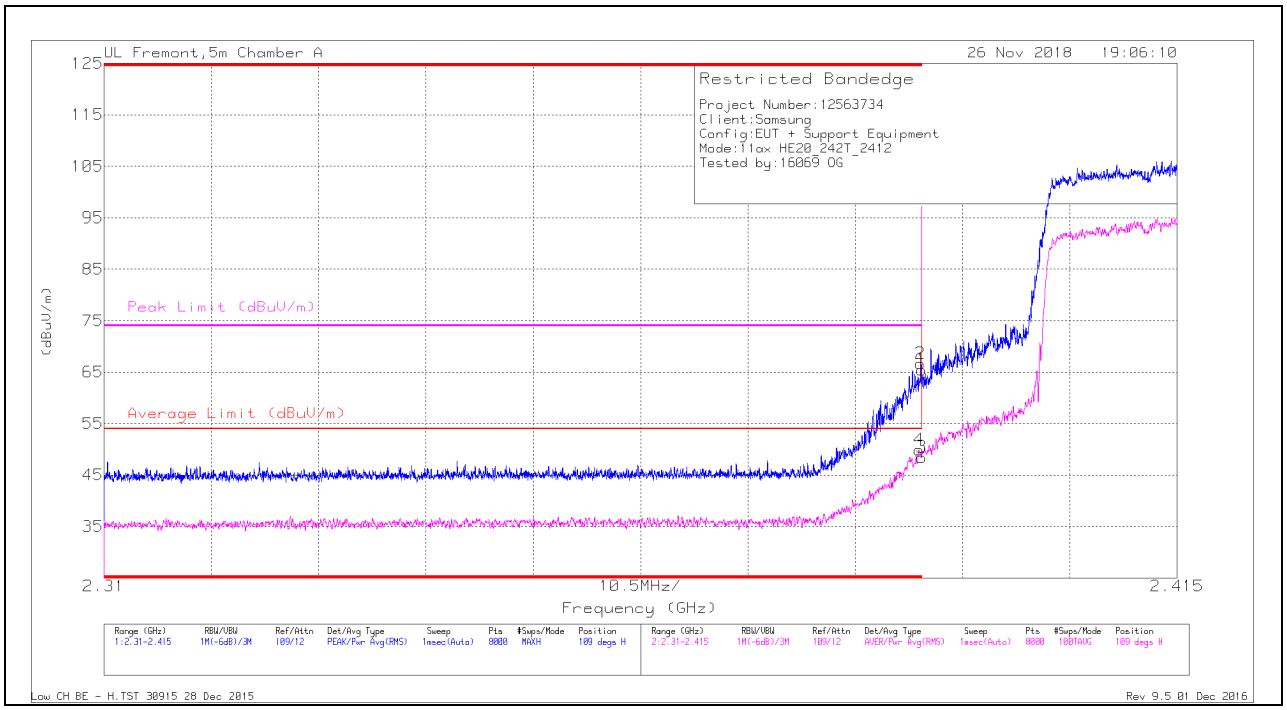

Trace Markers

Marker	Frequency (GHz)	Meter Reading (dBuV)	Det	AF T862 (dB/m)	Amp/Cbl/Fltr/Pad (dB)	DC Corr (dB)	Corrected Reading (dBuV/m)	Average Limit (dBuV/m)	Margin (dB)	Peak Limit (dBuV/m)	PK Margin (dB)	Azimuth (Degs)	Height (cm)	Polarity
1	* 2.39	56.7	Pk	31.8	-23	0	65.5	-	-	74	-8.5	109	118	H
2	* 2.39	57.88	Pk	31.8	-23	0	66.68	-	-	74	-7.32	109	118	H
3	* 2.39	39.11	RMS	31.8	-23	0.67	48.58	54	-5.42	-	-	109	118	H
4	* 2.39	40.54	RMS	31.8	-23	0.67	50.01	54	-3.99	-	-	109	118	H

* - indicates frequency in CFR47 Pt 15 / IC RSS-Restricted Band
Pk - Peak detector
RMS - RMS detection

UL VERIFICATION SERVICES INC.
47173 Benicia Street, Fremont, CA 94538; USA TEL:(510) 771-1000FAX:(510) 661-0888
This report shall not be reproduced except in full, without the written approval of UL Verification Services Inc.

VERTICAL RESULT

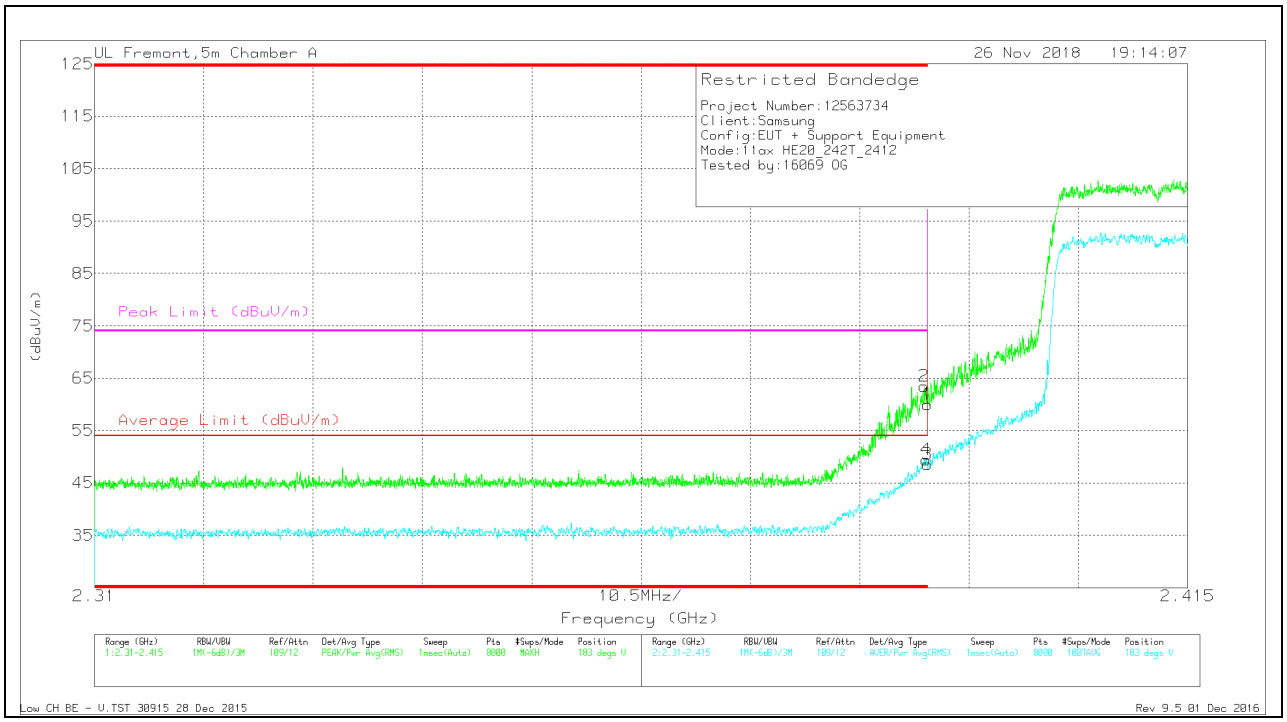

Trace Markers

Marker	Frequency (GHz)	Meter Reading (dBuV)	Det	AF T862 (dB/m)	Amp/Cbl/Fltr/Pad (dB)	DC Corr (dB)	Corrected Reading (dBuV/m)	Average Limit (dBuV/m)	Margin (dB)	Peak Limit (dBuV/m)	PK Margin (dB)	Azimuth (Degs)	Height (cm)	Polarity
1	* 2.39	51.22	Pk	31.8	-23	0	60.02	-	-	74	-13.98	183	313	V
2	* 2.39	54.69	Pk	31.8	-23	0	63.49	-	-	74	-10.51	183	313	V
3	* 2.39	39.17	RMS	31.8	-23	0.67	48.64	54	-5.36	-	-	183	313	V
4	* 2.39	40.06	RMS	31.8	-23	0.67	49.53	54	-4.47	-	-	183	313	V

* - indicates frequency in CFR47 Pt 15 / IC RSS-Restricted Band
Pk - Peak detector
RMS - RMS detection

UL VERIFICATION SERVICES INC.
47173 Benicia Street, Fremont, CA 94538; USA TEL:(510) 771-1000FAX:(510) 661-0888
This report shall not be reproduced except in full, without the written approval of UL Verification Services Inc.

BANDEDGE (HIGH CHANNEL, CH 11)

HORIZONTAL RESULT

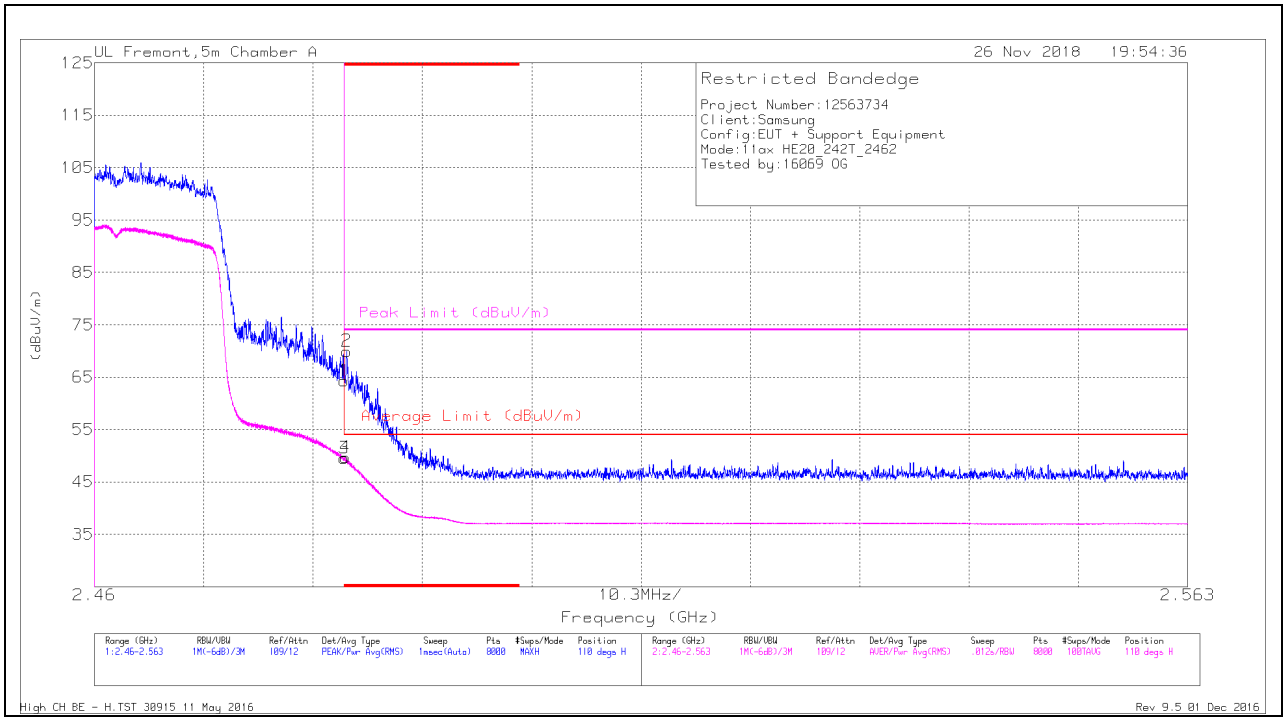

Trace Markers

Marker	Frequency (GHz)	Meter Reading (dBuV)	Det	AF T862 (dB/m)	Amp/Cbl/Fltr/Pad (dB)	DC Corr (dB)	Corrected Reading (dBuV/m)	Average Limit (dBuV/m)	Margin (dB)	Peak Limit (dBuV/m)	PK Margin (dB)	Azimuth (Degs)	Height (cm)	Polarity
1	* 2.484	54.93	Pk	32.3	-22.9	0	64.33	-	-	74	-9.67	110	284	H
2	* 2.484	60.57	Pk	32.3	-22.9	0	69.97	-	-	74	-4.03	110	284	H
3	* 2.484	39.52	RMS	32.3	-22.9	0.67	49.59	54	-4.41	-	-	110	284	H
4	* 2.484	39.74	RMS	32.3	-22.9	0.67	49.81	54	-4.19	-	-	110	284	H

* - indicates frequency in CFR47 Pt 15 / IC RSS-Restricted Band
Pk - Peak detector
RMS - RMS detection

UL VERIFICATION SERVICES INC.
47173 Benicia Street, Fremont, CA 94538; USA TEL:(510) 771-1000FAX:(510) 661-0888
This report shall not be reproduced except in full, without the written approval of UL Verification Services Inc.

VERTICAL RESULT

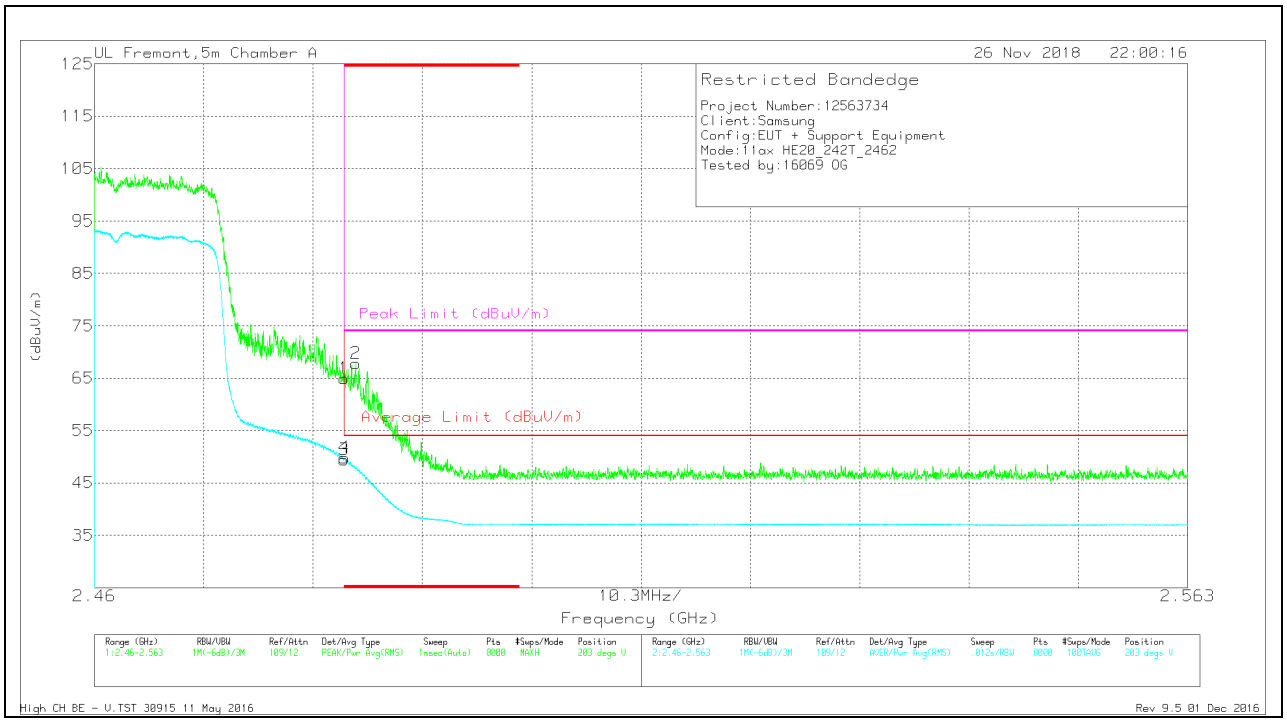

Trace Markers

Marker	Frequency (GHz)	Meter Reading (dBuV)	Det	AF T862 (dB/m)	Amp/Cbl/Fltr/Pad (dB)	DC Corr (dB)	Corrected Reading (dBuV/m)	Average Limit (dBuV/m)	Margin (dB)	Peak Limit (dBuV/m)	PK Margin (dB)	Azimuth (Degs)	Height (cm)	Polarity
1	* 2.484	55.5	Pk	32.3	-22.9	0	64.9	-	-	74	-9.1	203	335	V
3	* 2.484	39.42	RMS	32.3	-22.9	0.67	49.49	54	-4.51	-	-	203	335	V
4	* 2.484	39.82	RMS	32.3	-22.9	0.67	49.89	54	-4.11	-	-	203	335	V
2	* 2.485	58.43	Pk	32.3	-22.9	0	67.83	-	-	74	-6.17	203	335	V

* - indicates frequency in CFR47 Pt 15 / IC RSS-Restricted Band
Pk - Peak detector
RMS - RMS detection

UL VERIFICATION SERVICES INC.
47173 Benicia Street, Fremont, CA 94538; USA TEL:(510) 771-1000FAX:(510) 661-0888
This report shall not be reproduced except in full, without the written approval of UL Verification Services Inc.

BANDEDGE (HIGH CHANNEL, CH 12)

HORIZONTAL RESULT

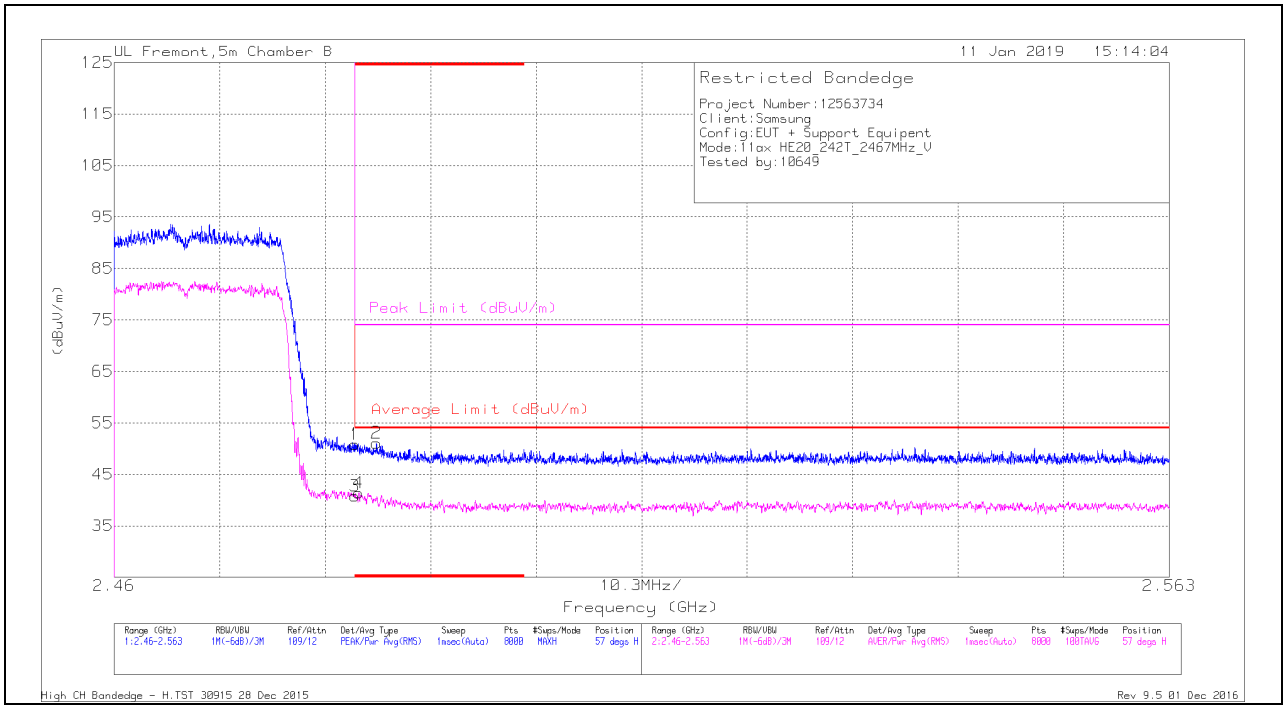

Trace Markers

Marker	Frequency (GHz)	Meter Reading (dBuV)	Det	AF T863 (dB/m)	Amp/Cbl/Fltr/Pad (dB)	DC Corr (dB)	Corrected Reading (dBuV/m)	Average Limit (dBuV/m)	Margin (dB)	Peak Limit (dBuV/m)	PK Margin (dB)	Azimuth (Degs)	Height (cm)	Polarity
1	* 2.484	38.53	Pk	32.6	-20.3	0	50.83	-	-	74	-23.17	57	331	H
2	* 2.486	38.9	Pk	32.6	-20.4	0	51.1	-	-	74	-22.9	57	331	H
3	* 2.484	27.76	RMS	32.6	-20.3	.67	40.73	54	-13.27	-	-	57	331	H
4	* 2.484	28.49	RMS	32.6	-20.4	.67	41.36	54	-12.64	-	-	57	331	H

* - indicates frequency in CFR47 Pt 15 / IC RSS-Restricted Band
Pk - Peak detector
RMS - RMS detection

UL VERIFICATION SERVICES INC.
47173 Benicia Street, Fremont, CA 94538; USA TEL:(510) 771-1000FAX:(510) 661-0888
This report shall not be reproduced except in full, without the written approval of UL Verification Services Inc.

VERTICAL RESULT

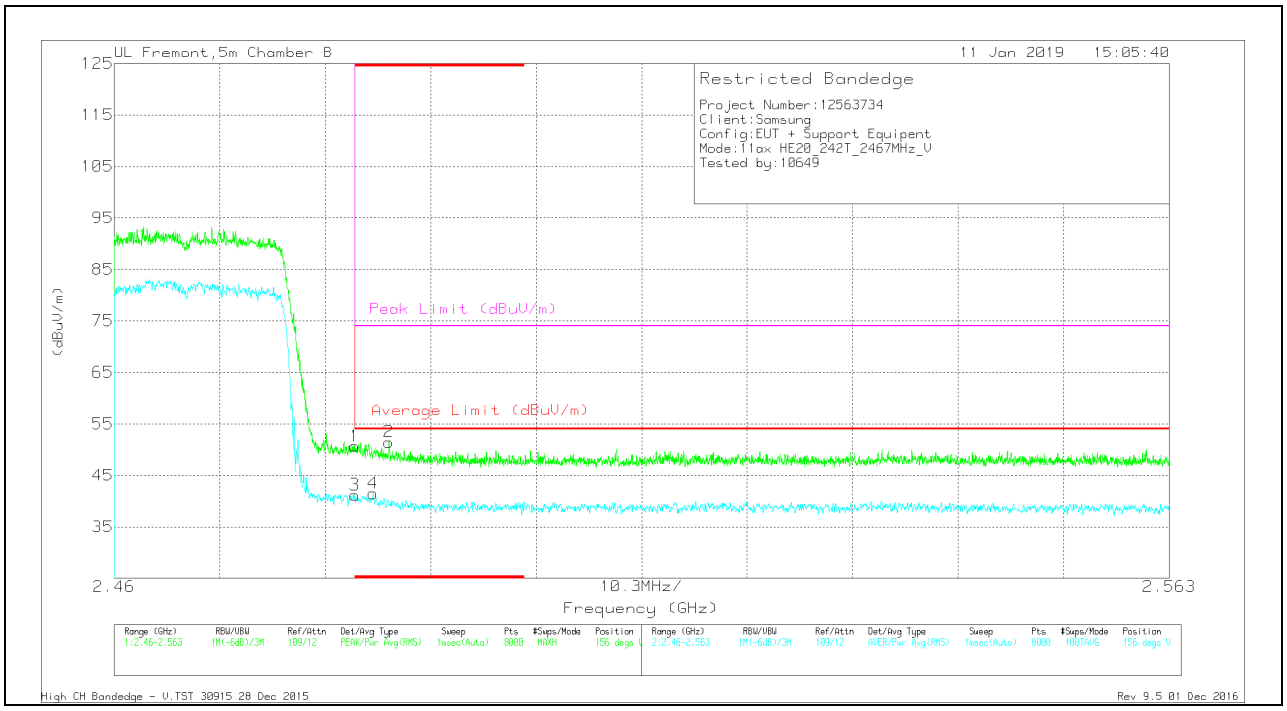

Trace Markers

Marker	Frequency (GHz)	Meter Reading (dBuV)	Det	AF T863 (dB/m)	Amp/Cbl/Fltr/Pad (dB)	DC Corr (dB)	Corrected Reading (dBuV/m)	Average Limit (dBuV/m)	Margin (dB)	Peak Limit (dBuV/m)	PK Margin (dB)	Azimuth (Degs)	Height (cm)	Polarity
1	* 2.484	38.4	Pk	32.6	-20.3	0	50.7	-	-	74	-23.3	156	380	V
2	* 2.487	39.29	Pk	32.6	-20.4	0	51.49	-	-	74	-22.51	156	380	V
3	* 2.484	28.17	RMS	32.6	-20.3	.67	41.14	54	-12.86	-	-	156	380	V
4	* 2.485	28.56	RMS	32.6	-20.4	.67	41.43	54	-12.57	-	-	156	380	V

* - indicates frequency in CFR47 Pt 15 / IC RSS-Restricted Band
Pk - Peak detector
RMS - RMS detection

UL VERIFICATION SERVICES INC.
47173 Benicia Street, Fremont, CA 94538; USA TEL:(510) 771-1000FAX:(510) 661-0888
This report shall not be reproduced except in full, without the written approval of UL Verification Services Inc.

BANDEDGE (HIGH CHANNEL, CH 13)

HORIZONTAL RESULT

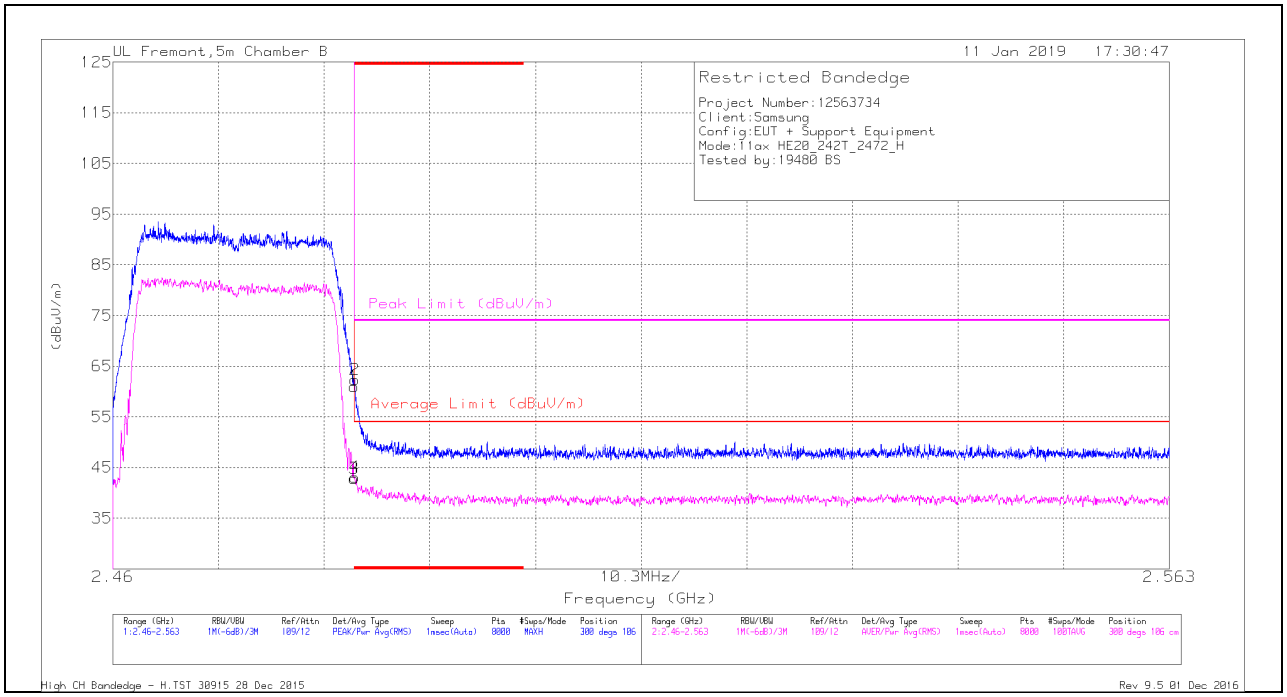

Trace Markers

Marker	Frequency (GHz)	Meter Reading (dBuV)	Det	AF T863 (dB/m)	Amp/Cbl/Fltr/Pad (dB)	DC Corr (dB)	Corrected Reading (dBuV/m)	Average Limit (dBuV/m)	Margin (dB)	Peak Limit (dBuV/m)	PK Margin (dB)	Azimuth (Degs)	Height (cm)	Polarity
1	* 2.484	48.71	Pk	32.6	-20.3	0	61.01	-	-	74	-12.99	300	106	H
2	* 2.484	50	Pk	32.6	-20.3	0	62.3	-	-	74	-11.7	300	106	H
3	* 2.484	29.86	RMS	32.6	-20.3	.67	42.83	54	-11.17	-	-	300	106	H
4	* 2.484	30.12	RMS	32.6	-20.3	.67	43.09	54	-10.91	-	-	300	106	H

* - indicates frequency in CFR47 Pt 15 / IC RSS-Restricted Band
Pk - Peak detector
RMS - RMS detection

UL VERIFICATION SERVICES INC.
47173 Benicia Street, Fremont, CA 94538; USA TEL:(510) 771-1000FAX:(510) 661-0888
This report shall not be reproduced except in full, without the written approval of UL Verification Services Inc.

VERTICAL RESULT

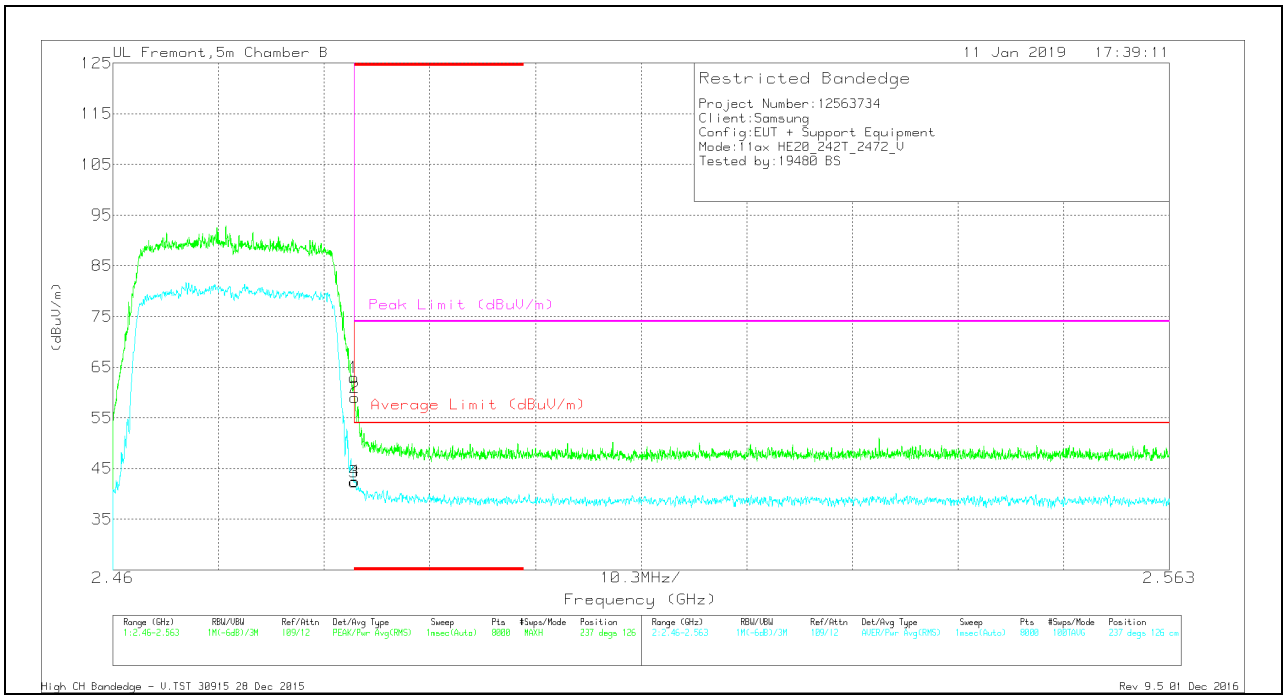

Trace Markers

Marker	Frequency (GHz)	Meter Reading (dBuV)	Det	AF T863 (dB/m)	Amp/Cbl/Fltr/Pad (dB)	DC Corr (dB)	Corrected Reading (dBuV/m)	Average Limit (dBuV/m)	Margin (dB)	Peak Limit (dBuV/m)	PK Margin (dB)	Azimuth (Degs)	Height (cm)	Polarity
1	* 2.484	50.69	Pk	32.6	-20.3	0	62.99	-	-	74	-11.01	237	126	V
2	* 2.484	46.69	Pk	32.6	-20.3	0	58.99	-	-	74	-15.01	237	126	V
3	* 2.484	29.36	RMS	32.6	-20.3	.67	42.33	54	-11.67	-	-	237	126	V
4	* 2.484	29.52	RMS	32.6	-20.3	.67	42.49	54	-11.51	-	-	237	126	V

* - indicates frequency in CFR47 Pt 15 / IC RSS-Restricted Band
Pk - Peak detector
RMS - RMS detection

UL VERIFICATION SERVICES INC.
47173 Benicia Street, Fremont, CA 94538; USA TEL:(510) 771-1000FAX:(510) 661-0888
This report shall not be reproduced except in full, without the written approval of UL Verification Services Inc.

HARMONICS AND SPURIOUS EMISSIONS

LOW CHANNEL, CH 1 RESULTS

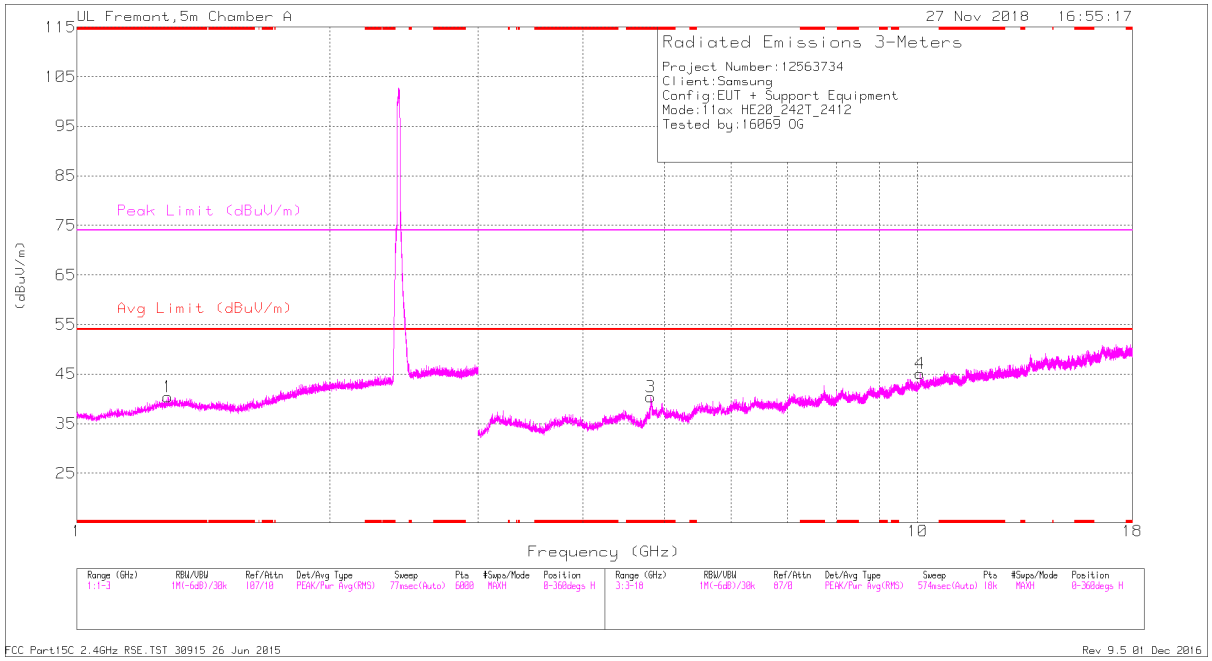

HORIZONTAL

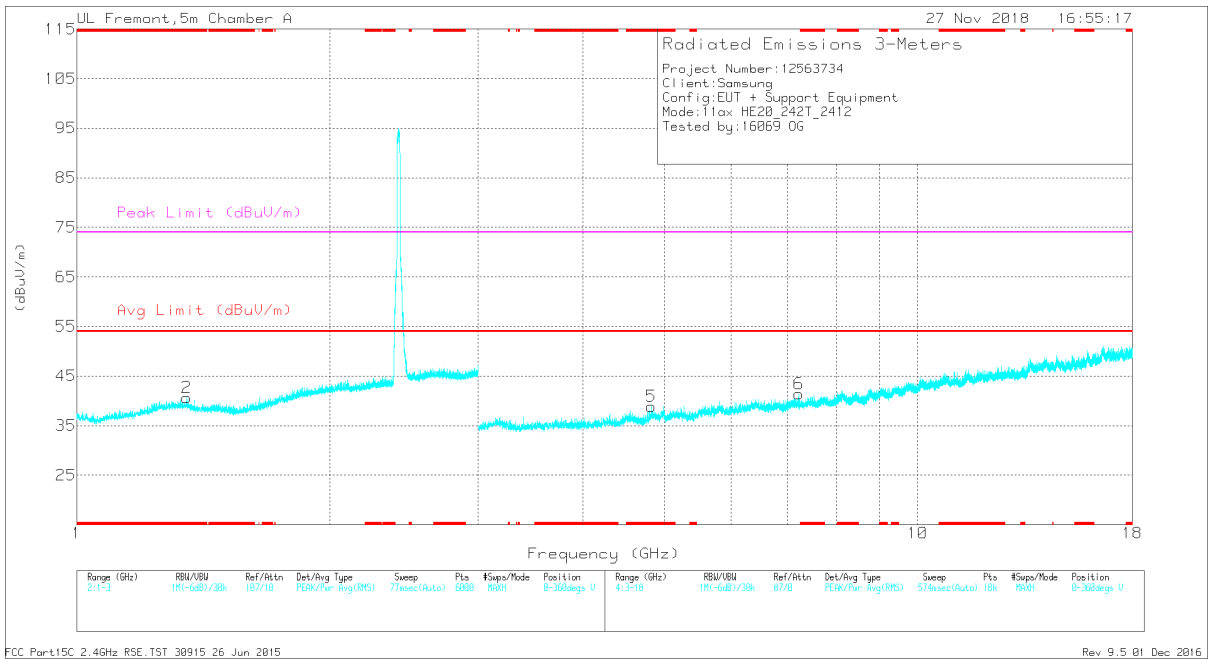

VERTICAL

UL VERIFICATION SERVICES INC.
47173 Benicia Street, Fremont, CA 94538; USA TEL:(510) 771-1000FAX:(510) 661-0888
This report shall not be reproduced except in full, without the written approval of UL Verification Services Inc.

RADIATED EMISSIONS

Marker	Frequency (GHz)	Meter Reading (dBuV)	Det	AF T862 (dB/m)	Amp/Cbl/Fltr/ Pad (dB)	DC Corr (dB)	Corrected Reading (dBuV/m)	Avg Limit (dBuV/m)	Margin (dB)	Peak Limit (dBuV/m)	PK Margin (dB)	Azimuth (Degs)	Height (cm)	Polarity
1	* 1.283	39.77	PK2	29.3	-24.3	0	44.77	-	-	74	-29.23	317	268	H
	* 1.285	27.8	MAv1	29.3	-24.3	0.67	33.47	54	-20.53	-	-	317	268	H
2	* 1.35	41.16	PK2	29.5	-24.3	0	46.36	-	-	74	-27.64	129	398	V
	* 1.349	28.95	MAv1	29.5	-24.3	0.67	34.82	54	-19.18	-	-	129	398	V
3	* 4.814	38.3	PK2	34.2	-26.2	0	46.3	-	-	74	-27.7	87	102	H
	* 4.814	24.2	MAv1	34.2	-26.2	0.67	32.87	54	-21.13	-	-	87	102	H
5	* 4.823	34.77	PK2	34.2	-25.9	0	43.07	-	-	74	-30.93	336	284	V
	* 4.822	23.61	MAv1	34.2	-26	0.67	32.48	54	-21.52	-	-	336	284	V
6	7.225	33.24	PK2	35.7	-23.3	0	45.64	-	-	-	-	280	197	V
4	10.06	32.07	PK2	37.4	-19.5	0	49.97	-	-	-	-	172	172	H

* - indicates frequency in CFR47 Pt 15 / IC RSS-Restricted Band
PK2 - KDB558074 Method: Maximum Peak
MAv1 - KDB558074 Option 1 Maximum RMS Average

UL VERIFICATION SERVICES INC.
47173 Benicia Street, Fremont, CA 94538; USA TEL:(510) 771-1000FAX:(510) 661-0888
This report shall not be reproduced except in full, without the written approval of UL Verification Services Inc.

MID CHANNEL, CH 6 RESULTS

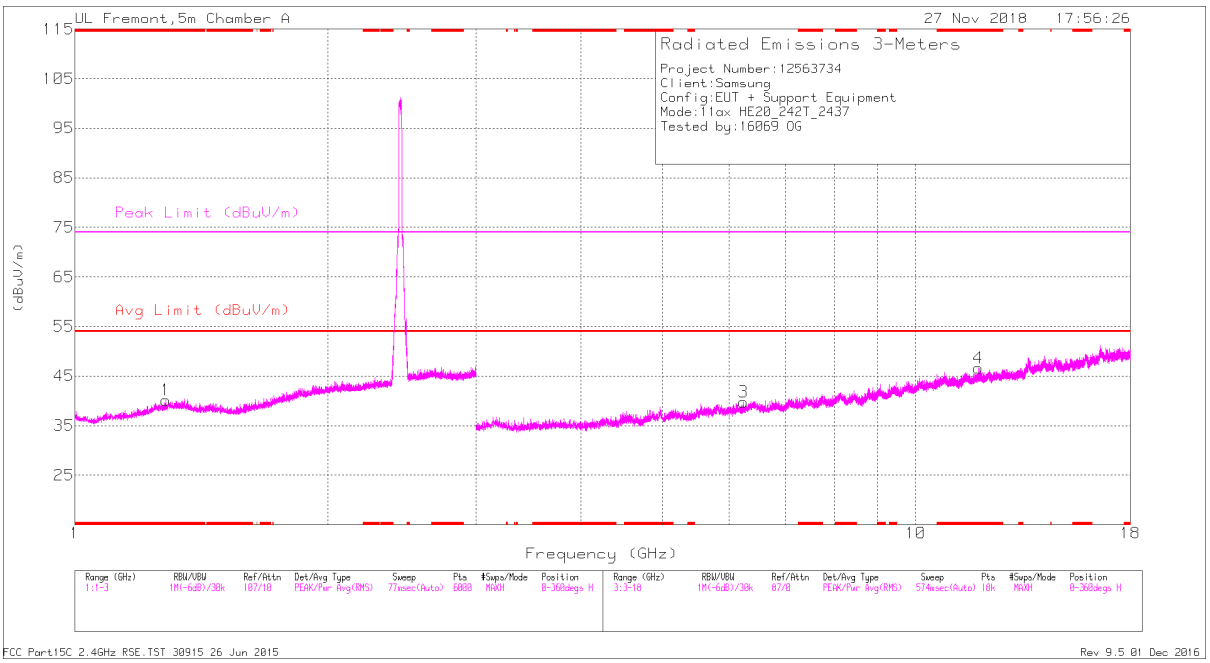

HORIZONTAL

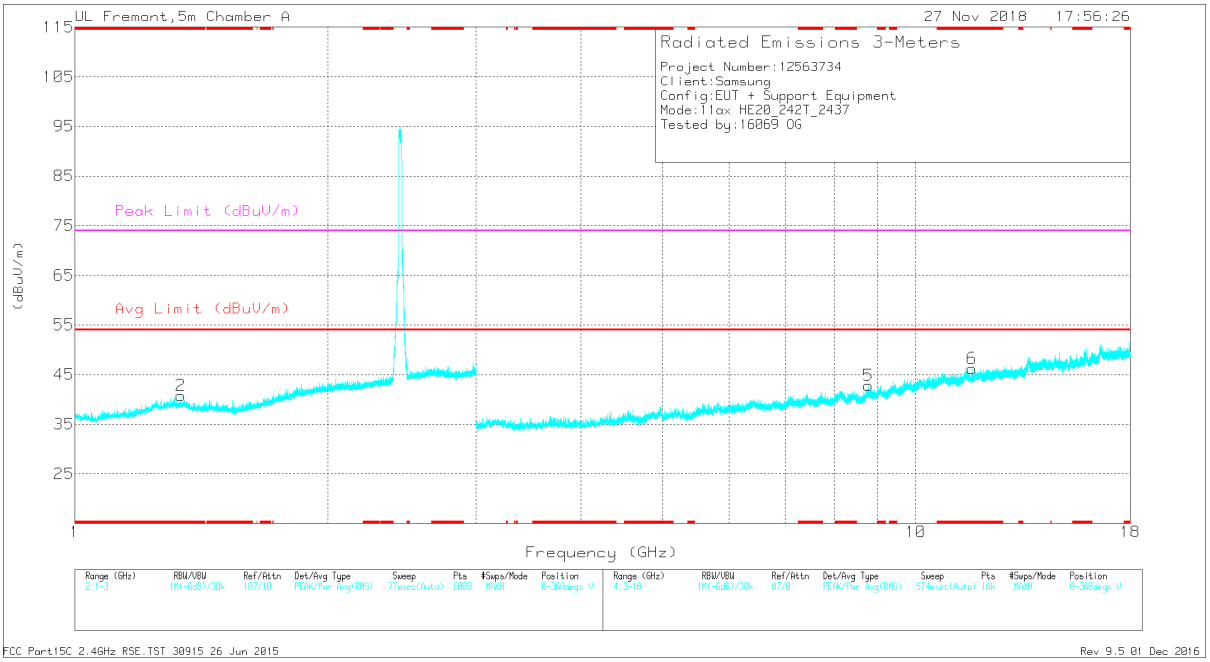

VERTICAL

UL VERIFICATION SERVICES INC.
47173 Benicia Street, Fremont, CA 94538; USA TEL:(510) 771-1000FAX:(510) 661-0888

This report shall not be reproduced except in full, without the written approval of UL Verification Services Inc.

RADIATED EMISSIONS

Marker	Frequency (GHz)	Meter Reading (dBuV)	Det	AF T862 (dB/m)	Amp/Cbl/Fltr/ Pad (dB)	DC Corr (dB)	Corrected Reading (dBuV/m)	Avg Limit (dBuV/m)	Margin (dB)	Peak Limit (dBuV/m)	PK Margin (dB)	Azimuth (Degs)	Height (cm)	Polarity
1	* 1.284	40.93	PK2	29.3	-24.3	0	45.93	-	-	74	-28.07	108	185	H
	* 1.281	28.7	MAv1	29.3	-24.3	0.67	34.37	54	-19.63	-	-	108	185	H
2	* 1.338	41.01	PK2	29.5	-24.3	0	46.21	-	-	74	-27.79	263	198	V
	* 1.339	28.7	MAv1	29.5	-24.4	0.67	34.47	54	-19.53	-	-	263	198	V
4	* 11.877	30.97	PK2	38.8	-18.4	0	51.37	-	-	74	-22.63	286	269	H
	* 11.879	19.52	MAv1	38.8	-18.4	0.67	40.59	54	-13.41	-	-	286	269	H
6	* 11.669	31.76	PK2	38.5	-18.8	0	51.46	-	-	74	-22.54	238	142	V
	* 11.666	19.79	MAv1	38.5	-18.8	0.67	40.16	54	-13.84	-	-	238	142	V
3	6.241	34.52	PK2	35.6	-25.1	0	45.02	-	-	-	-	140	149	H
5	8.789	32.23	PK2	36	-20.4	0	47.83	-	-	-	-	319	160	V

* - indicates frequency in CFR47 Pt 15 / IC RSS-Restricted Band
PK2 - KDB558074 Method: Maximum Peak
MAv1 - KDB558074 Option 1 Maximum RMS Average

UL VERIFICATION SERVICES INC.
47173 Benicia Street, Fremont, CA 94538; USA TEL:(510) 771-1000FAX:(510) 661-0888
This report shall not be reproduced except in full, without the written approval of UL Verification Services Inc.

HIGH CHANNEL, CH 11 RESULTS

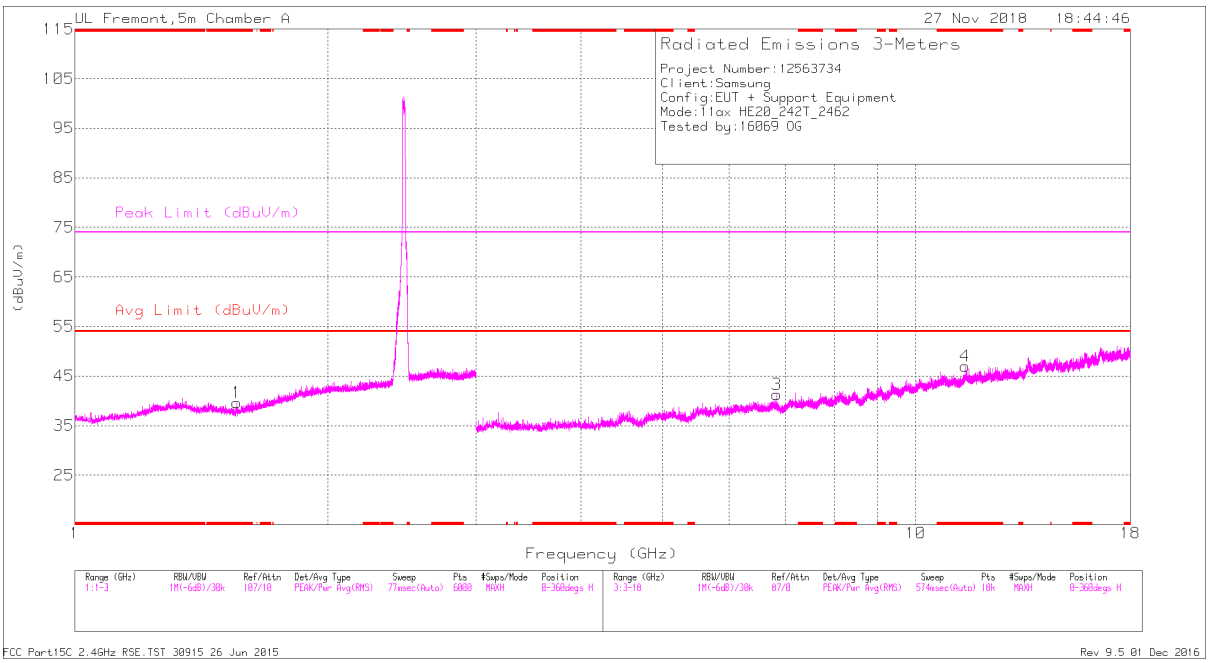

HORIZONTAL

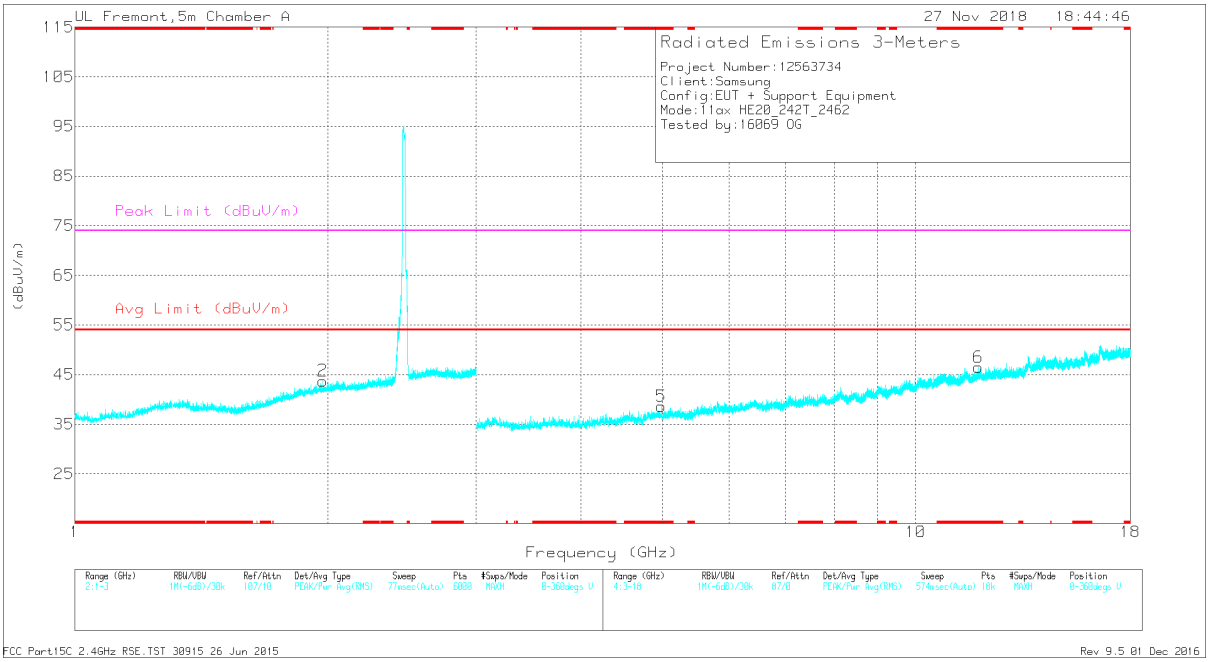

VERTICAL

UL VERIFICATION SERVICES INC.
47173 Benicia Street, Fremont, CA 94538; USA TEL:(510) 771-1000FAX:(510) 661-0888
This report shall not be reproduced except in full, without the written approval of UL Verification Services Inc.

RADIATED EMISSIONS

Marker	Frequency (GHz)	Meter Reading (dBuV)	Det	AF T862 (dB/m)	Amp/Cbl/Fltr/ Pad (dB)	DC Corr (dB)	Corrected Reading (dBuV/m)	Avg Limit (dBuV/m)	Margin (dB)	Peak Limit (dBuV/m)	PK Margin (dB)	Azimuth (Degs)	Height (cm)	Polarity
1	* 1.557	40.49	PK2	27.8	-23.7	0	44.59	-	-	74	-29.41	52	152	H
	* 1.558	28.75	MAv1	27.8	-23.7	0.67	33.52	54	-20.48	-	-	52	152	H
4	* 11.456	31.27	PK2	38.2	-18.1	0	51.37	-	-	74	-22.63	305	107	H
	* 11.458	19.9	MAv1	38.2	-18.1	0.67	40.67	54	-13.33	-	-	305	107	H
5	* 4.982	37.23	PK2	34.3	-27.1	0	44.43	-	-	74	-29.57	68	182	V
	* 4.982	25.51	MAv1	34.3	-27.1	0.67	33.38	54	-20.62	-	-	68	182	V
6	* 11.878	30.93	PK2	38.8	-18.4	0	51.33	-	-	74	-22.67	267	386	V
	* 11.878	19.67	MAv1	38.8	-18.4	0.67	40.74	54	-13.26	-	-	267	386	V
2	1.97	40.8	PK2	31.4	-23	0	49.2	-	-	-	-	126	183	V
3	6.833	33.28	PK2	35.5	-23	0	45.78	-	-	-	-	180	261	H

* - indicates frequency in CFR47 Pt 15 / IC RSS-Restricted Band
PK2 - KDB558074 Method: Maximum Peak
MAv1 - KDB558074 Option 1 Maximum RMS Average

UL VERIFICATION SERVICES INC.
47173 Benicia Street, Fremont, CA 94538; USA TEL:(510) 771-1000FAX:(510) 661-0888
This report shall not be reproduced except in full, without the written approval of UL Verification Services Inc.

2TX Chain 0 + Chain 1 OFDMA MODE – 106-Tones, RU index 53

BANDEDGE (LOW CHANNEL, CH 1)

HORIZONTAL RESULT

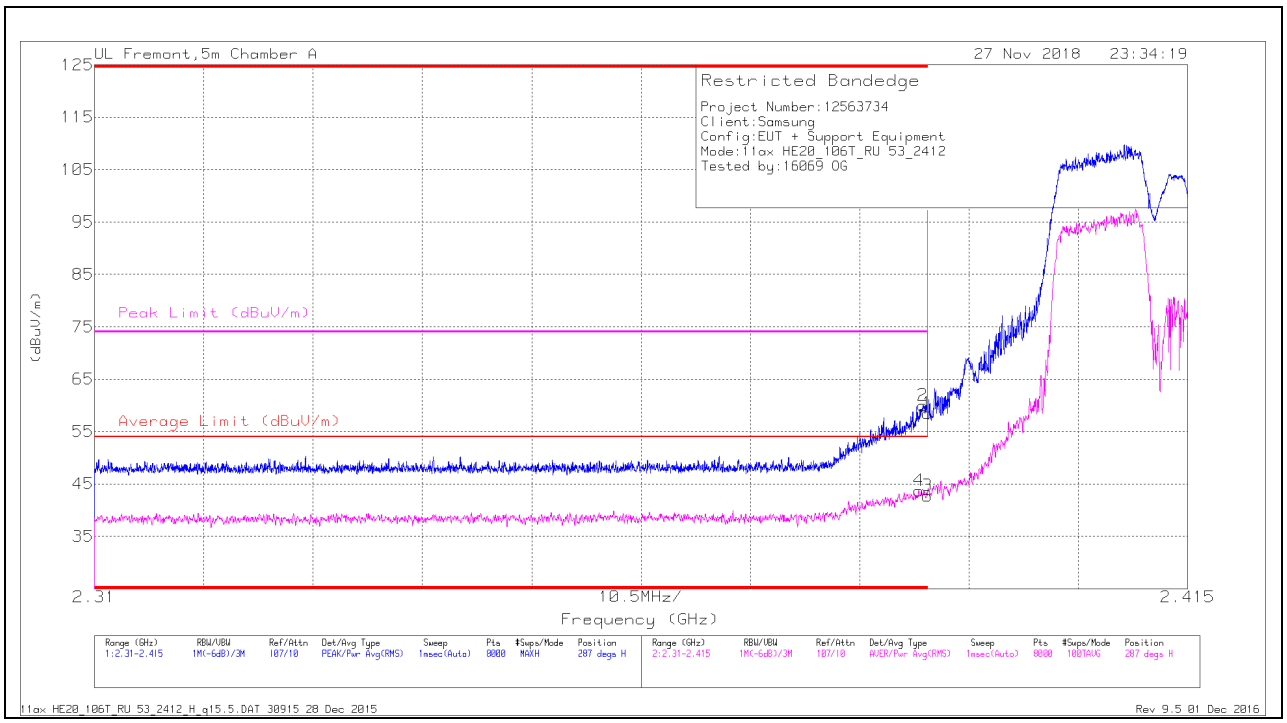

Trace Markers

Marker	Frequency (GHz)	Meter Reading (dBuV)	Det	AF T862 (dB/m)	Amp/Cbl/Fltr/Pad (dB)	DC Corr (dB)	Corrected Reading (dBuV/m)	Average Limit (dBuV/m)	Margin (dB)	Peak Limit (dBuV/m)	PK Margin (dB)	Azimuth (Degs)	Height (cm)	Polarity
4	* 2.389	33.47	RMS	31.8	-22.1	0.33	43.5	54	-10.5	-	-	287	223	H
1	* 2.39	48.8	Pk	31.8	-22.1	0	58.5	-	-	74	-15.5	287	223	H
2	* 2.39	50.25	Pk	31.8	-22.1	0	59.95	-	-	74	-14.05	287	223	H
3	* 2.39	32.51	RMS	31.8	-22.1	0.33	42.54	54	-11.46	-	-	287	223	H

* - indicates frequency in CFR47 Pt 15 / IC RSS-Restricted Band
Pk - Peak detector
RMS - RMS detection

UL VERIFICATION SERVICES INC.
47173 Benicia Street, Fremont, CA 94538; USA TEL:(510) 771-1000FAX:(510) 661-0888
This report shall not be reproduced except in full, without the written approval of UL Verification Services Inc.

VERTICAL RESULT

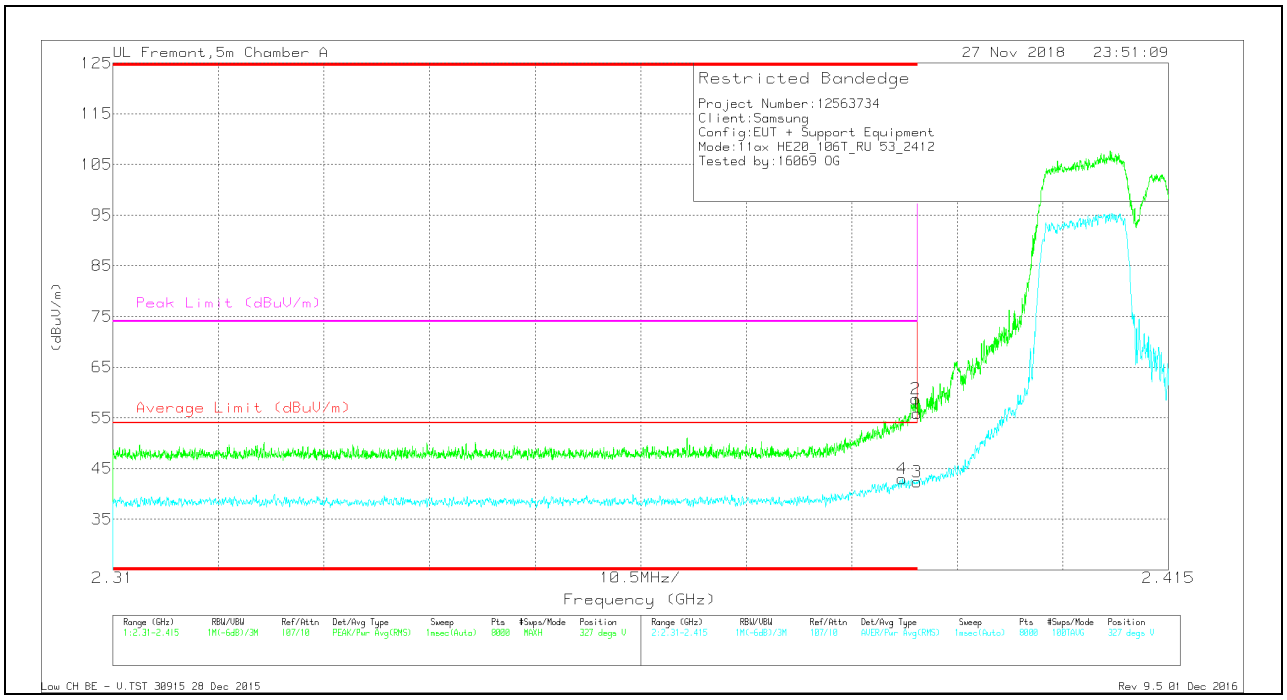

Trace Markers

Marker	Frequency (GHz)	Meter Reading (dBuV)	Det	AF T862 (dB/m)	Amp/Cbl/Fltr/Pad (dB)	DC Corr (dB)	Corrected Reading (dBuV/m)	Average Limit (dBuV/m)	Margin (dB)	Peak Limit (dBuV/m)	PK Margin (dB)	Azimuth (Degs)	Height (cm)	Polarity
1	* 2.39	46.2	Pk	31.8	-22.1	0	55.9	-	-	74	-18.1	327	399	V
2	* 2.39	49	Pk	31.8	-22.1	0	58.7	-	-	74	-15.3	327	399	V
3	* 2.39	32.05	RMS	31.8	-22.1	0.33	42.08	54	-11.92	-	-	327	399	V
4	* 2.389	32.73	RMS	31.8	-22.1	0.33	42.76	54	-11.24	-	-	327	399	V

* - indicates frequency in CFR47 Pt 15 / IC RSS-Restricted Band
Pk - Peak detector
RMS - RMS detection

UL VERIFICATION SERVICES INC.
47173 Benicia Street, Fremont, CA 94538; USA TEL:(510) 771-1000FAX:(510) 661-0888
This report shall not be reproduced except in full, without the written approval of UL Verification Services Inc.

2TX Chain 0 + Chain 1 OFDMA MODE – 106-Tones, RU index 54

BANDEDGE (HIGH CHANNEL, CH 11)

HORIZONTAL RESULT

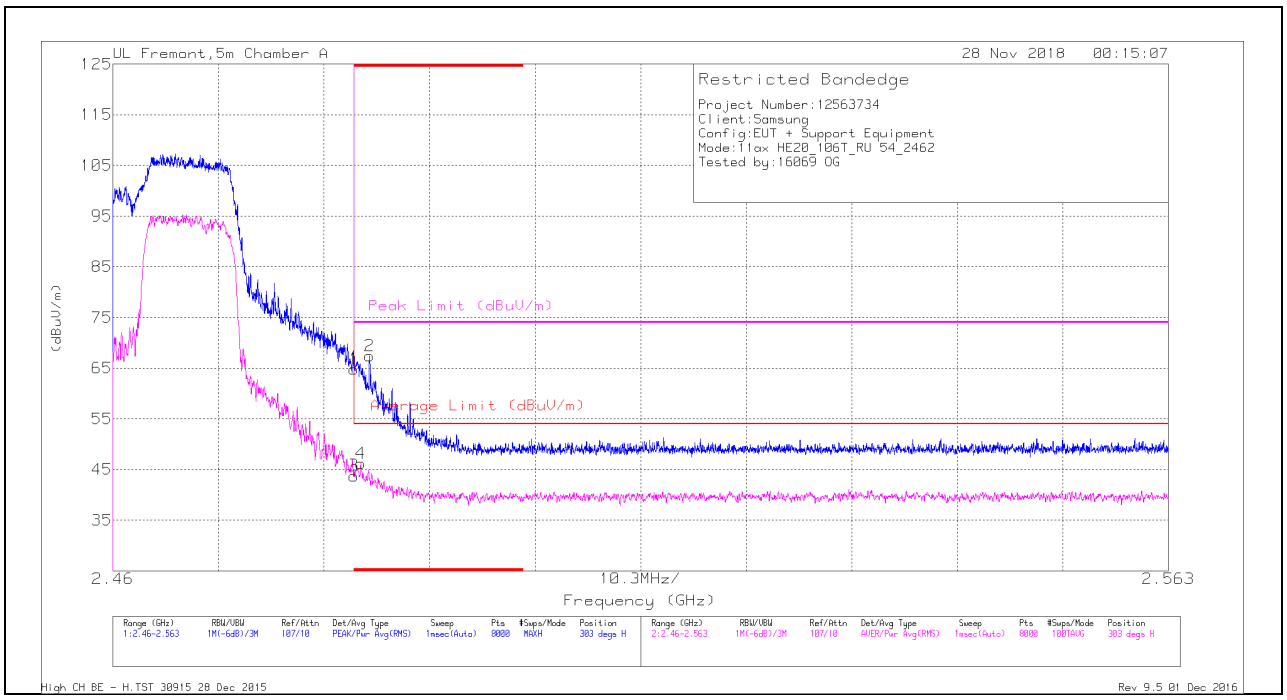

Trace Markers

Marker	Frequency (GHz)	Meter Reading (dBuV)	Det	AF T862 (dB/m)	Amp/Cbl/Fltr/Pad (dB)	DC Corr (dB)	Corrected Reading (dBuV/m)	Average Limit (dBuV/m)	Margin (dB)	Peak Limit (dBuV/m)	PK Margin (dB)	Azimuth (Degs)	Height (cm)	Polarity
1	* 2.484	54.32	Pk	32.3	-21.8	0	64.82	-	-	74	-9.18	303	238	H
2	* 2.485	56.87	Pk	32.3	-21.8	0	67.37	-	-	74	-6.63	303	238	H
3	* 2.484	32.71	RMS	32.3	-21.8	0.33	43.54	54	-10.46	-	-	303	238	H
4	* 2.484	35.15	RMS	32.3	-21.8	0.33	45.98	54	-8.02	-	-	303	238	H

* - indicates frequency in CFR47 Pt 15 / IC RSS-Restricted Band
Pk - Peak detector
RMS - RMS detection

UL VERIFICATION SERVICES INC.
47173 Benicia Street, Fremont, CA 94538; USA TEL:(510) 771-1000FAX:(510) 661-0888
This report shall not be reproduced except in full, without the written approval of UL Verification Services Inc.

VERTICAL RESULT

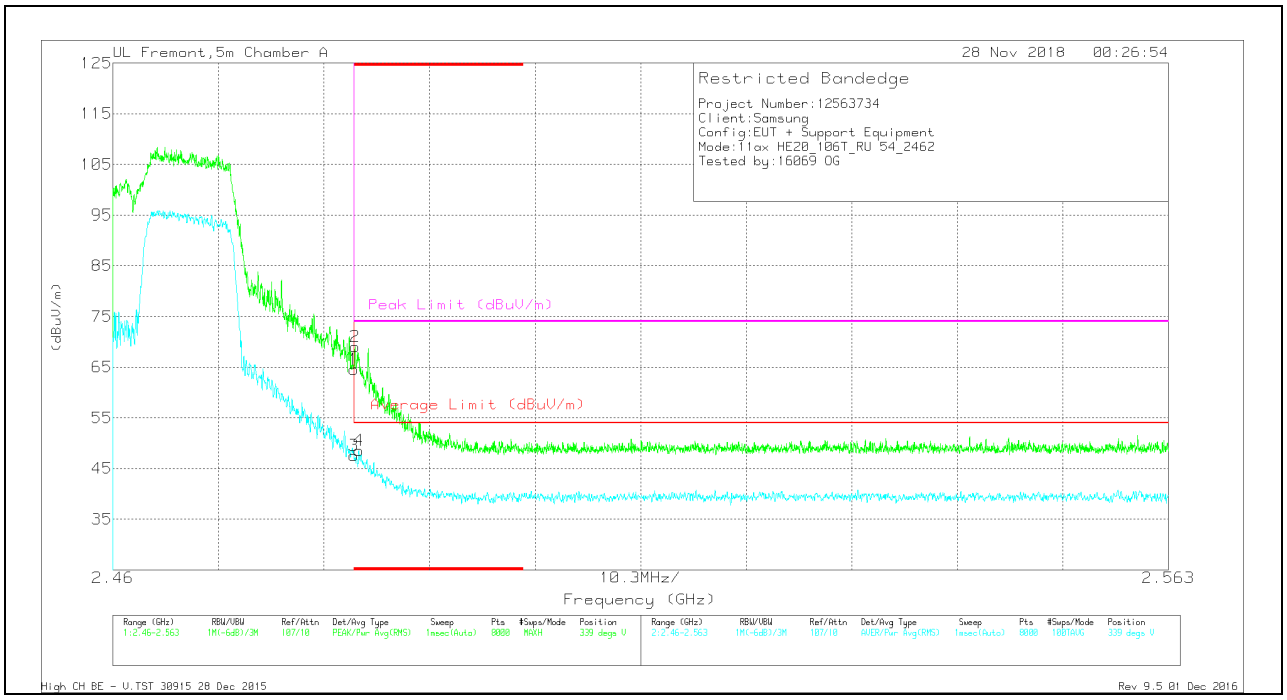

Trace Markers

Marker	Frequency (GHz)	Meter Reading (dBuV)	Det	AF T862 (dB/m)	Amp/Cbl/Fltr/Pad (dB)	DC Corr (dB)	Corrected Reading (dBuV/m)	Average Limit (dBuV/m)	Margin (dB)	Peak Limit (dBuV/m)	PK Margin (dB)	Azimuth (Degs)	Height (cm)	Polarity
1	* 2.484	54.08	Pk	32.3	-21.8	0	64.58	-	-	74	-9.42	339	338	V
2	* 2.484	58.53	Pk	32.3	-21.8	0	69.03	-	-	74	-4.97	339	338	V
3	* 2.484	36.53	RMS	32.3	-21.8	0.33	47.36	54	-6.64	-	-	339	338	V
4	* 2.484	37.54	RMS	32.3	-21.8	0.33	48.37	54	-5.63	-	-	339	338	V

* - indicates frequency in CFR47 Pt 15 / IC RSS-Restricted Band
Pk - Peak detector
RMS - RMS detection

UL VERIFICATION SERVICES INC.
47173 Benicia Street, Fremont, CA 94538; USA TEL:(510) 771-1000FAX:(510) 661-0888
This report shall not be reproduced except in full, without the written approval of UL Verification Services Inc.

BANDEDGE (HIGH CHANNEL, CH 12)

HORIZONTAL RESULT

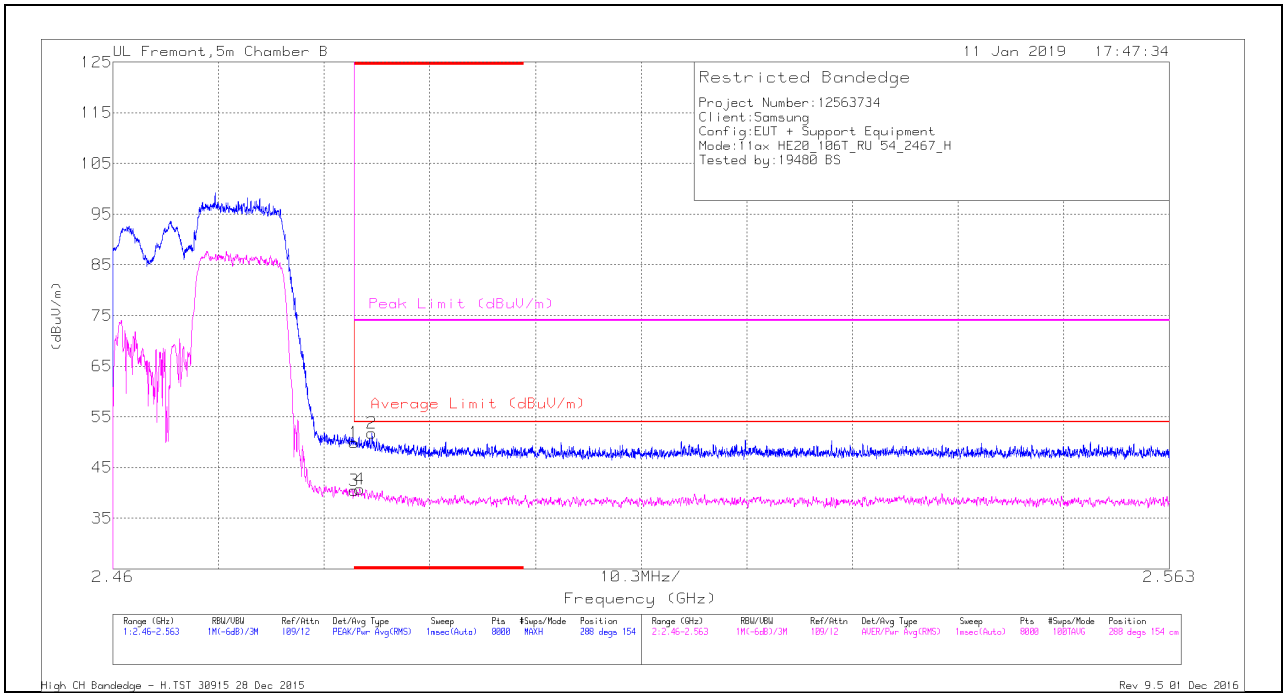

Trace Markers

Marker	Frequency (GHz)	Meter Reading (dBuV)	Det	AF T863 (dB/m)	Amp/Cbl/Fltr/Pad (dB)	DC Corr (dB)	Corrected Reading (dBuV/m)	Average Limit (dBuV/m)	Margin (dB)	Peak Limit (dBuV/m)	PK Margin (dB)	Azimuth (Degs)	Height (cm)	Polarity
1	* 2.484	37.57	Pk	32.6	-20.3	0	49.87	-	-	74	-24.13	288	154	H
3	* 2.484	27.89	RMS	32.6	-20.3	.33	40.52	54	-13.48	-	-	288	154	H
4	* 2.484	28.2	RMS	32.6	-20.4	.33	40.73	54	-13.27	-	-	288	154	H
2	* 2.485	39.54	Pk	32.6	-20.4	0	51.74	-	-	74	-22.26	288	154	H

* - indicates frequency in CFR47 Pt 15 / IC RSS-Restricted Band
Pk - Peak detector
RMS - RMS detection

UL VERIFICATION SERVICES INC.
47173 Benicia Street, Fremont, CA 94538; USA TEL:(510) 771-1000FAX:(510) 661-0888
This report shall not be reproduced except in full, without the written approval of UL Verification Services Inc.

VERTICAL RESULT

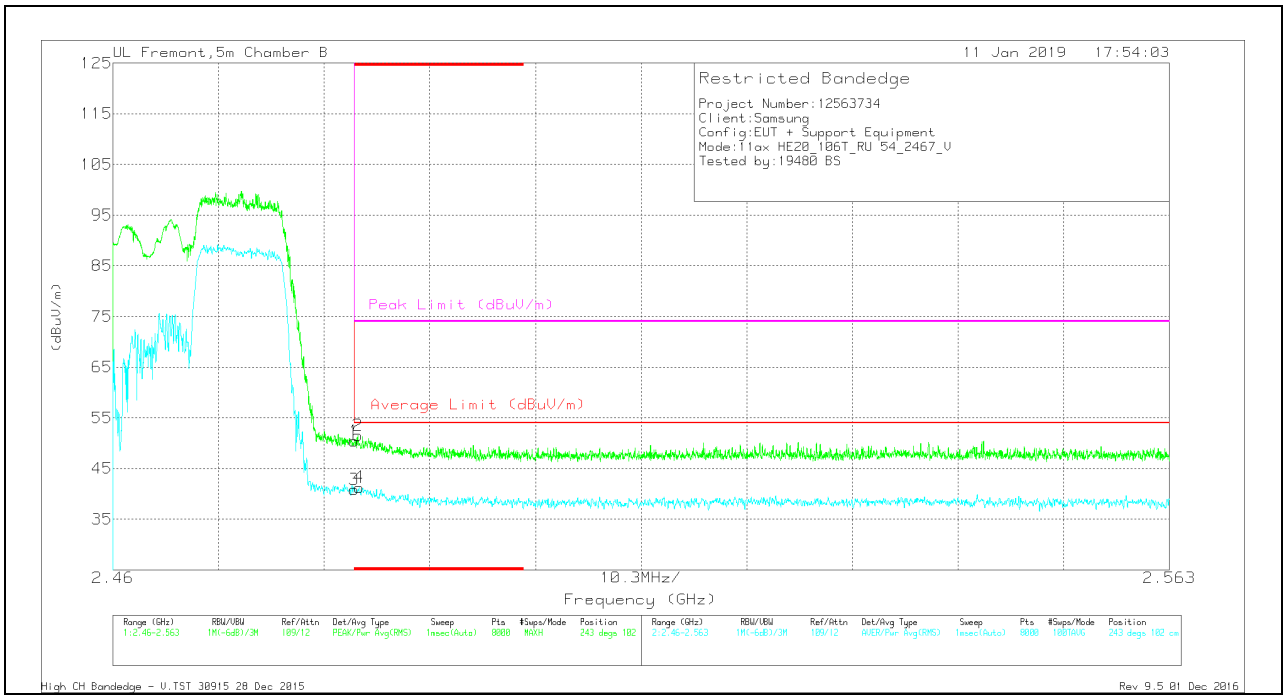

Trace Markers

Marker	Frequency (GHz)	Meter Reading (dBuV)	Det	AF T863 (dB/m)	Amp/Cbl/Fltr/Pad (dB)	DC Corr (dB)	Corrected Reading (dBuV/m)	Average Limit (dBuV/m)	Margin (dB)	Peak Limit (dBuV/m)	PK Margin (dB)	Azimuth (Degs)	Height (cm)	Polarity
1	* 2.484	38.09	Pk	32.6	-20.3	0	50.39	-	-	74	-23.61	243	102	V
2	* 2.484	39.34	Pk	32.6	-20.4	0	51.54	-	-	74	-22.46	243	102	V
3	* 2.484	28.21	RMS	32.6	-20.3	.33	40.84	54	-13.16	-	-	243	102	V
4	* 2.484	28.76	RMS	32.6	-20.4	.33	41.29	54	-12.71	-	-	243	102	V

* - indicates frequency in CFR47 Pt 15 / IC RSS-Restricted Band
Pk - Peak detector
RMS - RMS detection

UL VERIFICATION SERVICES INC.
47173 Benicia Street, Fremont, CA 94538; USA TEL:(510) 771-1000FAX:(510) 661-0888
This report shall not be reproduced except in full, without the written approval of UL Verification Services Inc.

BANDEDGE (HIGH CHANNEL, CH 13)

HORIZONTAL RESULT

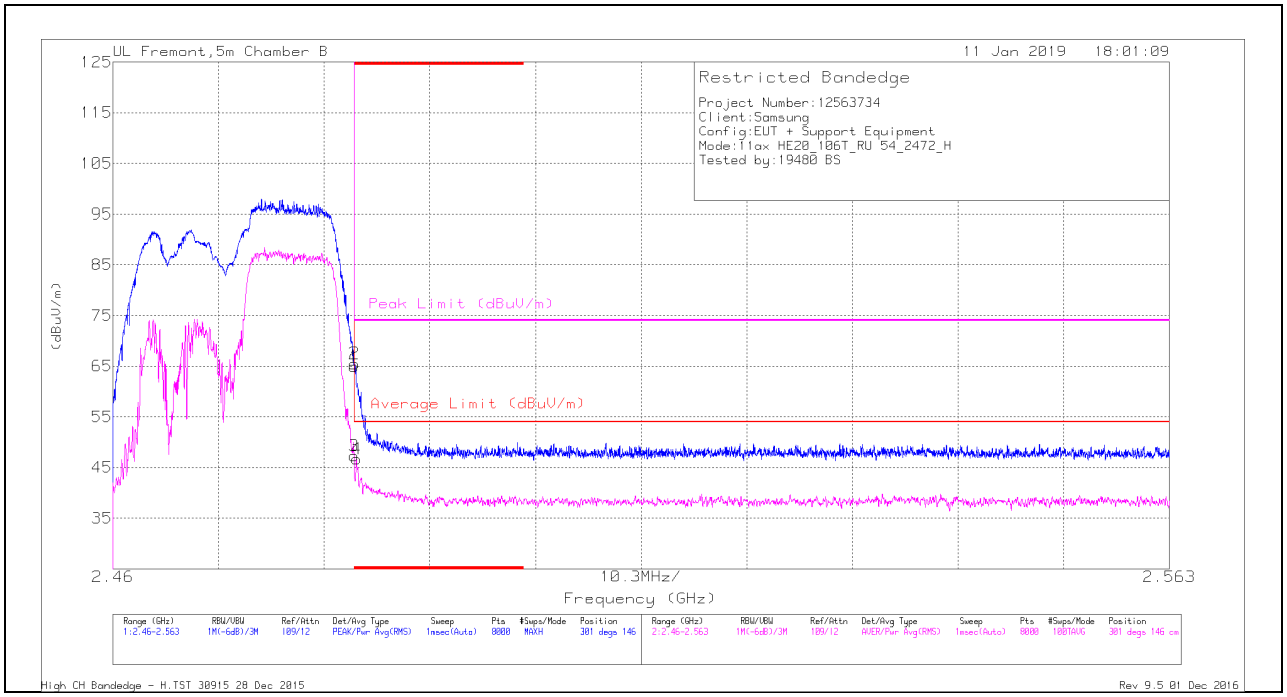

Trace Markers

Marker	Frequency (GHz)	Meter Reading (dBuV)	Det	AF T863 (dB/m)	Amp/Cbl/Fltr/Pad (dB)	DC Corr (dB)	Corrected Reading (dBuV/m)	Average Limit (dBuV/m)	Margin (dB)	Peak Limit (dBuV/m)	PK Margin (dB)	Azimuth (Degs)	Height (cm)	Polarity
1	* 2.484	52.7	Pk	32.6	-20.3	0	65	-	-	74	-9	301	146	H
2	* 2.484	53.2	Pk	32.6	-20.3	0	65.5	-	-	74	-8.5	301	146	H
3	* 2.484	34.71	RMS	32.6	-20.3	.33	47.34	54	-6.66	-	-	301	146	H
4	* 2.484	34.15	RMS	32.6	-20.4	.33	46.68	54	-7.32	-	-	301	146	H

* - indicates frequency in CFR47 Pt 15 / IC RSS-Restricted Band
Pk - Peak detector
RMS - RMS detection

UL VERIFICATION SERVICES INC.
47173 Benicia Street, Fremont, CA 94538; USA TEL:(510) 771-1000FAX:(510) 661-0888
This report shall not be reproduced except in full, without the written approval of UL Verification Services Inc.

VERTICAL RESULT

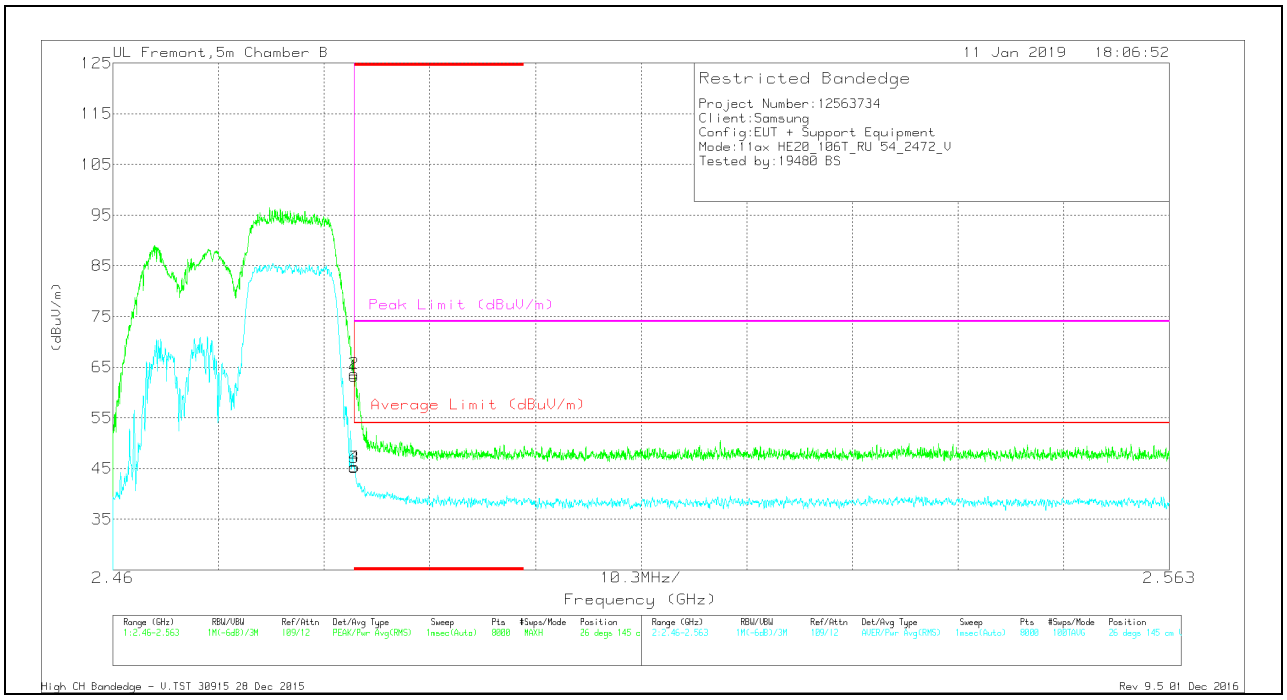

Trace Markers

Marker	Frequency (GHz)	Meter Reading (dBuV)	Det	AF T863 (dB/m)	Amp/Cbl/Fltr/Pad (dB)	DC Corr (dB)	Corrected Reading (dBuV/m)	Average Limit (dBuV/m)	Margin (dB)	Peak Limit (dBuV/m)	PK Margin (dB)	Azimuth (Degs)	Height (cm)	Polarity
1	* 2.484	50.96	Pk	32.6	-20.3	0	63.26	-	-	74	-10.74	26	145	V
2	* 2.484	51.4	Pk	32.6	-20.3	0	63.7	-	-	74	-10.3	26	145	V
3	* 2.484	32.57	RMS	32.6	-20.3	.33	45.2	54	-8.8	-	-	26	145	V
4	* 2.484	32.68	RMS	32.6	-20.3	.33	45.31	54	-8.69	-	-	26	145	V

* - indicates frequency in CFR47 Pt 15 / IC RSS-Restricted Band
Pk - Peak detector
RMS - RMS detection

UL VERIFICATION SERVICES INC.
47173 Benicia Street, Fremont, CA 94538; USA TEL:(510) 771-1000FAX:(510) 661-0888
This report shall not be reproduced except in full, without the written approval of UL Verification Services Inc.

2TX Chain 0 + Chain 1 OFDMA MODE – 52-Tones, RU index 37

BANDEDGE (LOW CHANNEL, CH 1)

HORIZONTAL RESULT

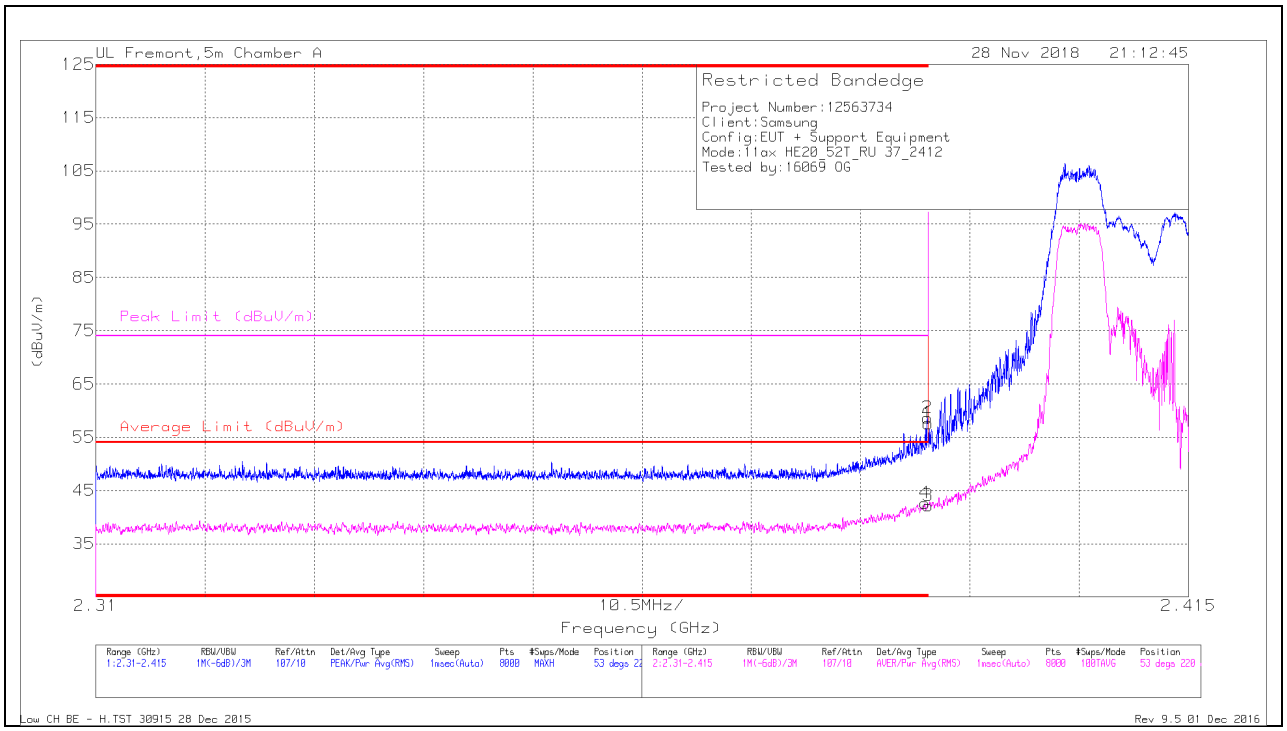

Trace Markers

Marker	Frequency (GHz)	Meter Reading (dBuV)	Det	AF T862 (dB/m)	Amp/Cbl/Fltr/Pad (dB)	DC Corr (dB)	Corrected Reading (dBuV/m)	Average Limit (dBuV/m)	Margin (dB)	Peak Limit (dBuV/m)	PK Margin (dB)	Azimuth (Degs)	Height (cm)	Polarity
1	* 2.39	47.91	Pk	31.8	-22.1	0	57.61	-	-	74	-16.39	53	220	H
2	* 2.39	48.91	Pk	31.8	-22.1	0	58.61	-	-	74	-15.39	53	220	H
3	* 2.39	31.97	RMS	31.8	-22.1	0.17	41.84	54	-12.16	-	-	53	220	H
4	* 2.39	32.42	RMS	31.8	-22.1	0.17	42.29	54	-11.71	-	-	53	220	H

* - indicates frequency in CFR47 Pt 15 / IC RSS-Restricted Band
Pk - Peak detector
RMS - RMS detection

UL VERIFICATION SERVICES INC.
47173 Benicia Street, Fremont, CA 94538; USA TEL:(510) 771-1000FAX:(510) 661-0888
This report shall not be reproduced except in full, without the written approval of UL Verification Services Inc.

VERTICAL RESULT

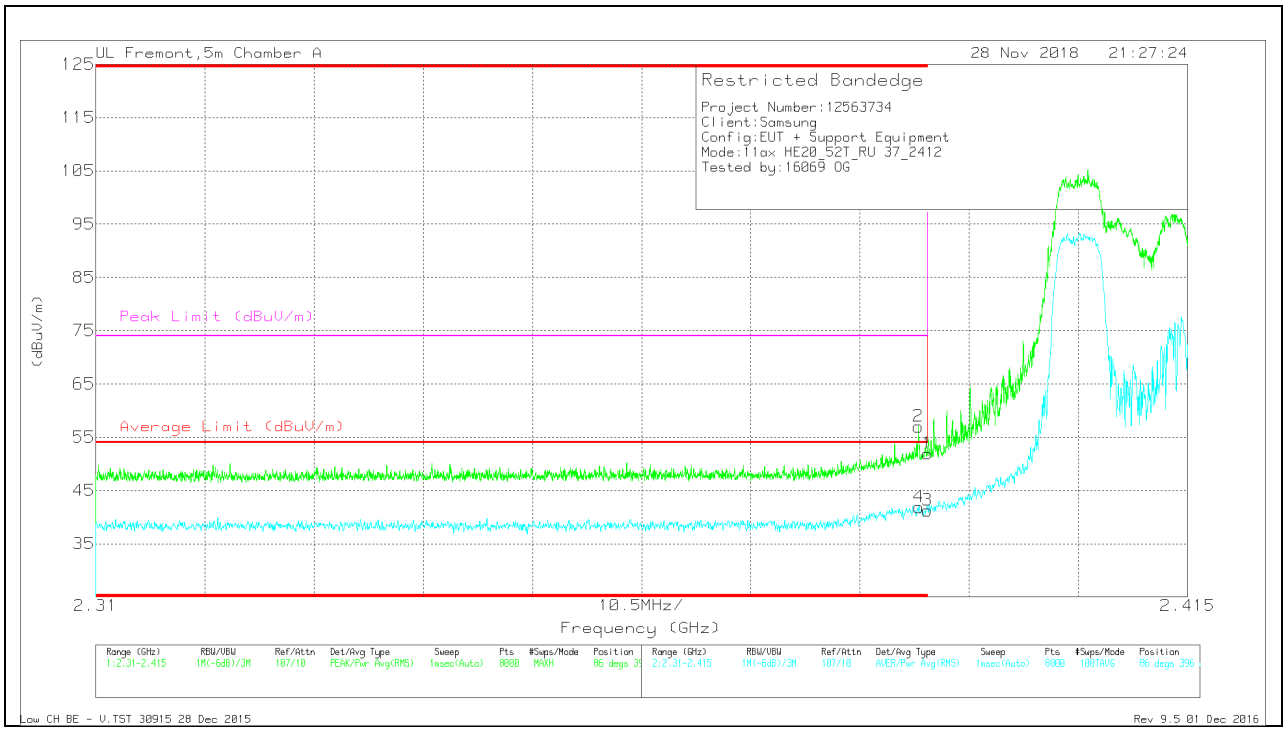

Trace Markers

Marker	Frequency (GHz)	Meter Reading (dBuV)	Det	AF T862 (dB/m)	Amp/Cbl/Fltr/Pad (dB)	DC Corr (dB)	Corrected Reading (dBuV/m)	Average Limit (dBuV/m)	Margin (dB)	Peak Limit (dBuV/m)	PK Margin (dB)	Azimuth (Degs)	Height (cm)	Polarity
2	* 2.389	47.3	Pk	31.8	-22.1	0	57	-	-	74	-17	86	396	V
4	* 2.389	32.15	RMS	31.8	-22.1	0.17	42.02	54	-11.98	-	-	86	396	V
1	* 2.39	42.19	Pk	31.8	-22.1	0	51.89	-	-	74	-22.11	86	396	V
3	* 2.39	31.55	RMS	31.8	-22.1	0.17	41.42	54	-12.58	-	-	86	396	V

* - indicates frequency in CFR47 Pt 15 / IC RSS-Restricted Band
Pk - Peak detector
RMS - RMS detection

UL VERIFICATION SERVICES INC.
47173 Benicia Street, Fremont, CA 94538; USA TEL:(510) 771-1000FAX:(510) 661-0888
This report shall not be reproduced except in full, without the written approval of UL Verification Services Inc.

2TX Chain 0 + Chain 1 OFDMA MODE – 52-Tones, RU index 40

BANDEDGE (HIGH CHANNEL, CH 11)

HORIZONTAL RESULT

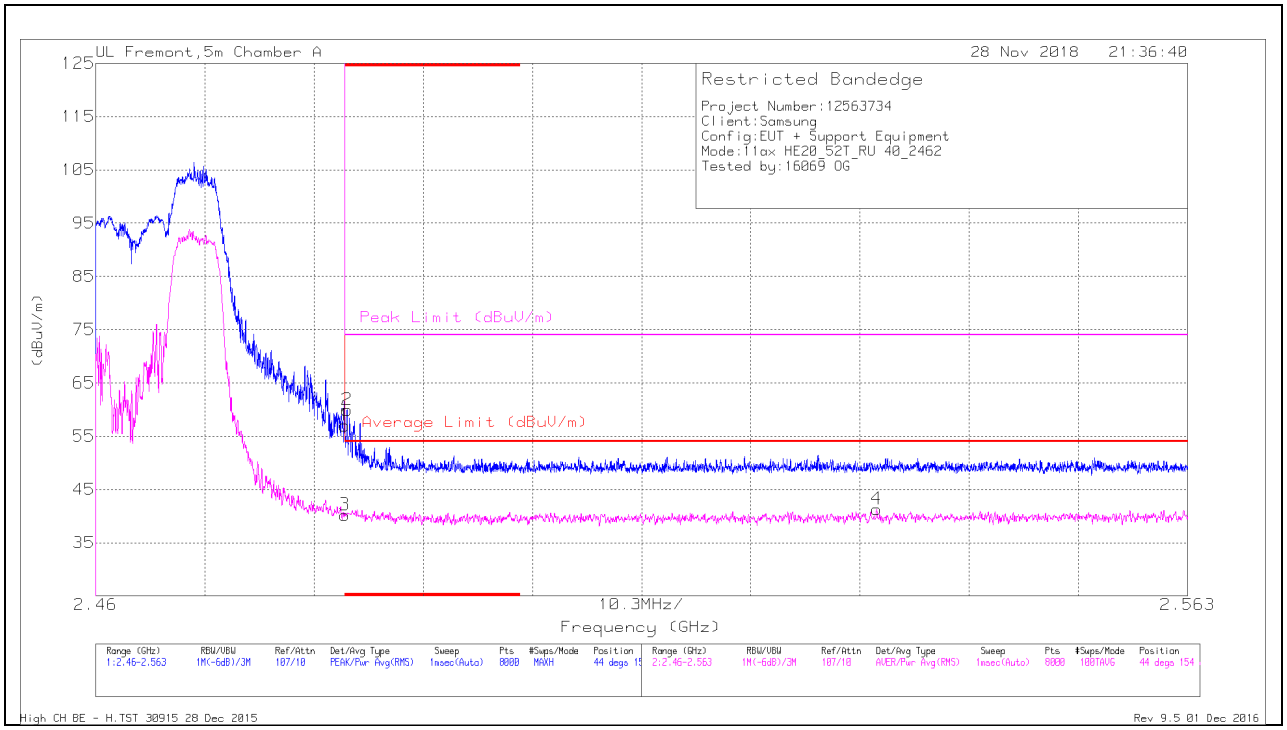

Trace Markers

Marker	Frequency (GHz)	Meter Reading (dBuV)	Det	AF T862 (dB/m)	Amp/Cbl/Fltr/Pad (dB)	DC Corr (dB)	Corrected Reading (dBuV/m)	Average Limit (dBuV/m)	Margin (dB)	Peak Limit (dBuV/m)	PK Margin (dB)	Azimuth (Degs)	Height (cm)	Polarity
1	* 2.484	46.5	Pk	32.3	-21.8	0	57	-	-	74	-17	44	154	H
2	* 2.484	49.44	Pk	32.3	-21.8	0	59.94	-	-	74	-14.06	44	154	H
3	* 2.484	28.84	RMS	32.3	-21.8	0.17	39.51	54	-14.49	-	-	44	154	H
4	2.534	29.64	RMS	32.4	-21.6	0.17	40.61	54	-13.39	-	-	44	154	H

* - indicates frequency in CFR47 Pt 15 / IC RSS-Restricted Band
Pk - Peak detector
RMS - RMS detection

UL VERIFICATION SERVICES INC.
47173 Benicia Street, Fremont, CA 94538; USA TEL:(510) 771-1000FAX:(510) 661-0888
This report shall not be reproduced except in full, without the written approval of UL Verification Services Inc.

VERTICAL RESULT

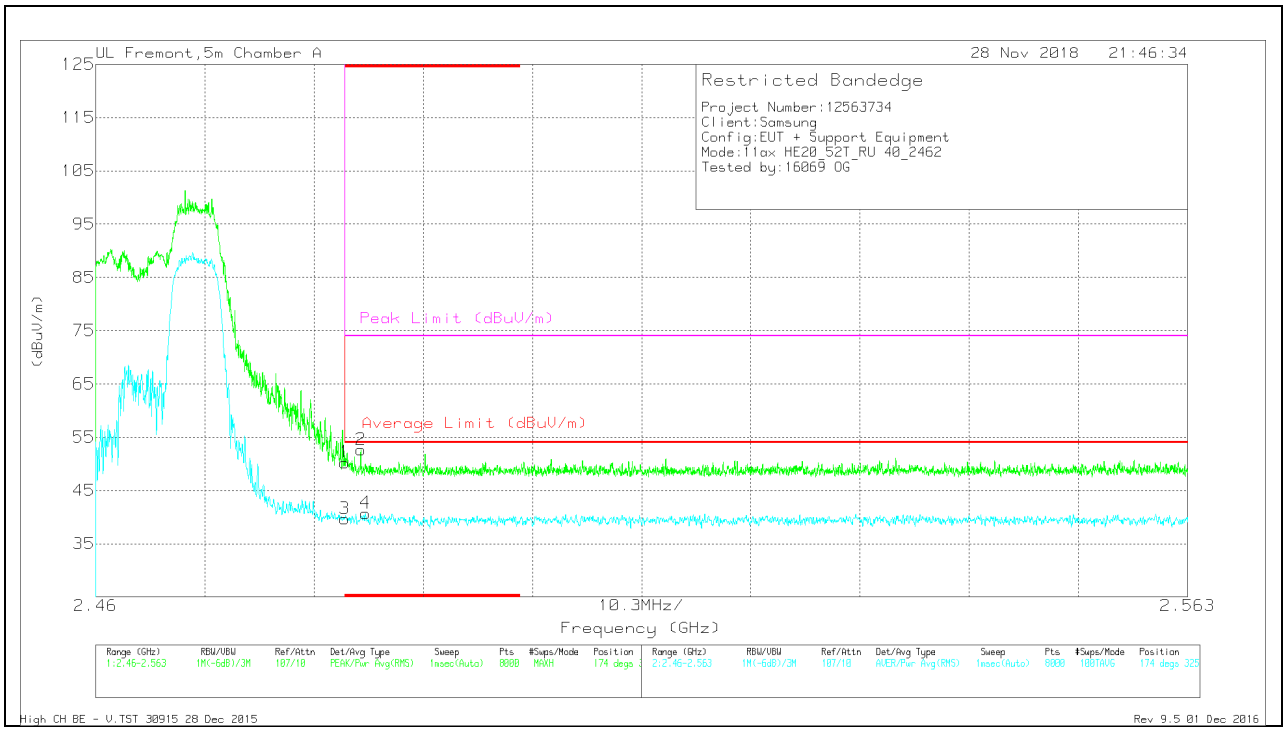

Trace Markers

Marker	Frequency (GHz)	Meter Reading (dBuV)	Det	AF T862 (dB/m)	Amp/Cbl/Fltr/Pad (dB)	DC Corr (dB)	Corrected Reading (dBuV/m)	Average Limit (dBuV/m)	Margin (dB)	Peak Limit (dBuV/m)	PK Margin (dB)	Azimuth (Degs)	Height (cm)	Polarity
1	* 2.484	39.76	Pk	32.3	-21.8	0	50.26	-	-	74	-23.74	174	325	V
3	* 2.484	28.72	RMS	32.3	-21.8	0.17	39.39	54	-14.61	-	-	174	325	V
2	* 2.485	42.12	Pk	32.3	-21.8	0	52.62	-	-	74	-21.38	174	325	V
4	* 2.485	29.74	RMS	32.3	-21.8	0.17	40.41	54	-13.59	-	-	174	325	V

* - indicates frequency in CFR47 Pt 15 / IC RSS-Restricted Band
Pk - Peak detector
RMS - RMS detection

UL VERIFICATION SERVICES INC.
47173 Benicia Street, Fremont, CA 94538; USA TEL:(510) 771-1000FAX:(510) 661-0888
This report shall not be reproduced except in full, without the written approval of UL Verification Services Inc.

BANDEDGE (HIGH CHANNEL, CH 12)

HORIZONTAL RESULT

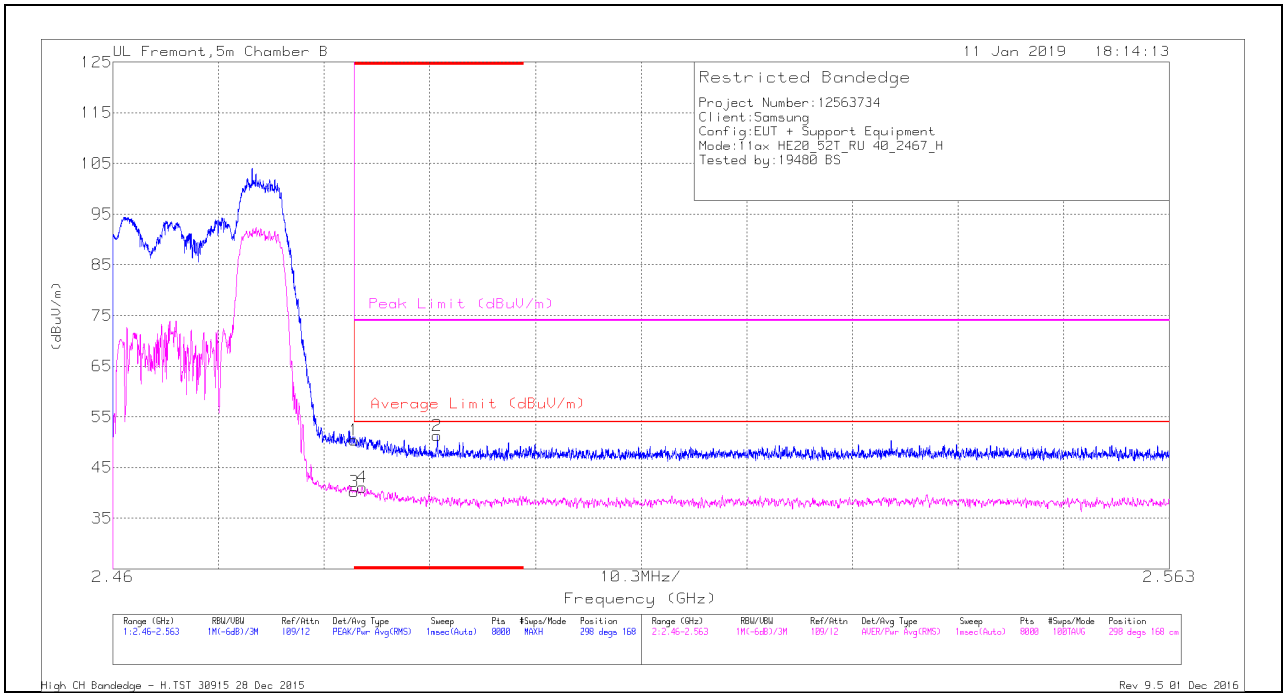

Trace Markers

Marker	Frequency (GHz)	Meter Reading (dBuV)	Det	AF T863 (dB/m)	Amp/Cbl/Fltr/Pad (dB)	DC Corr (dB)	Corrected Reading (dBuV/m)	Average Limit (dBuV/m)	Margin (dB)	Peak Limit (dBuV/m)	PK Margin (dB)	Azimuth (Degs)	Height (cm)	Polarity
1	* 2.484	38.16	Pk	32.6	-20.3	0	50.46	-	-	74	-23.54	298	168	H
3	* 2.484	27.81	RMS	32.6	-20.3	.17	40.28	54	-13.72	-	-	298	168	H
4	* 2.484	28.79	RMS	32.6	-20.4	.17	41.16	54	-12.84	-	-	298	168	H
2	* 2.492	39.14	Pk	32.7	-20.6	0	51.24	-	-	74	-22.76	298	168	H

* - indicates frequency in CFR47 Pt 15 / IC RSS-Restricted Band
Pk - Peak detector
RMS - RMS detection

UL VERIFICATION SERVICES INC.
47173 Benicia Street, Fremont, CA 94538; USA TEL:(510) 771-1000FAX:(510) 661-0888
This report shall not be reproduced except in full, without the written approval of UL Verification Services Inc.

VERTICAL RESULT

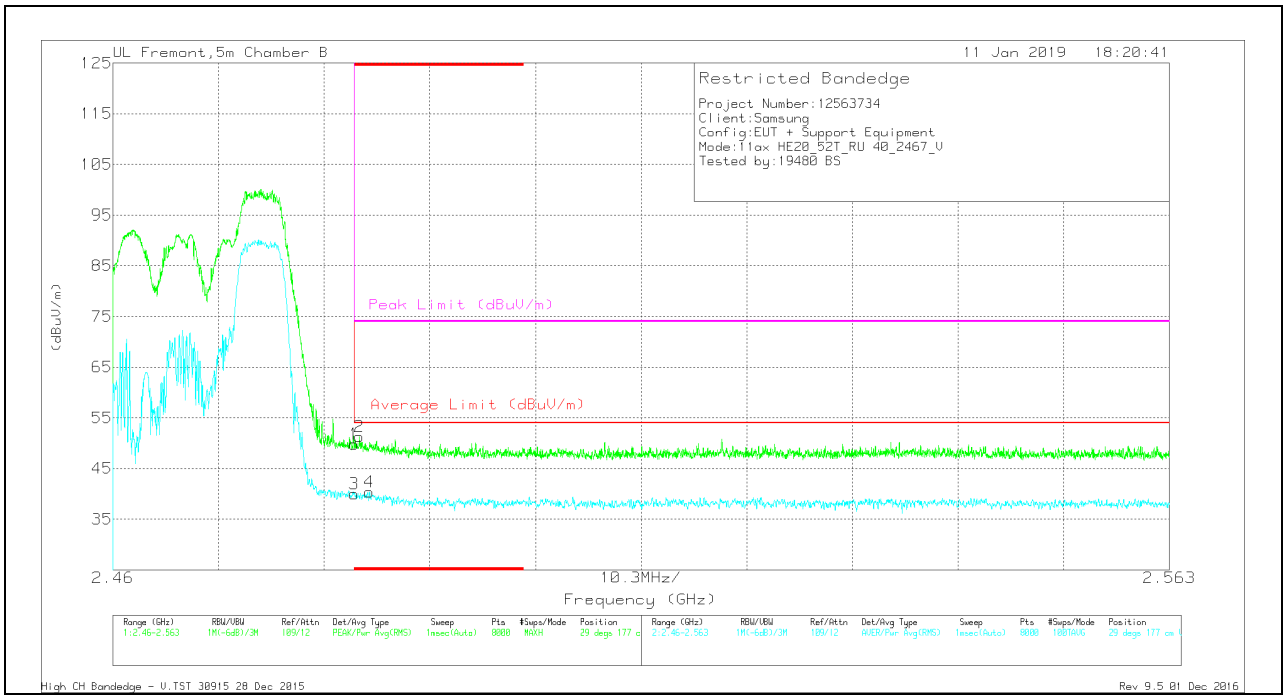

Trace Markers

Marker	Frequency (GHz)	Meter Reading (dBuV)	Det	AF T863 (dB/m)	Amp/Cbl/Fltr/Pad (dB)	DC Corr (dB)	Corrected Reading (dBuV/m)	Average Limit (dBuV/m)	Margin (dB)	Peak Limit (dBuV/m)	PK Margin (dB)	Azimuth (Degs)	Height (cm)	Polarity
1	* 2.484	37.51	Pk	32.6	-20.3	0	49.81	-	-	74	-24.19	29	177	V
2	* 2.484	39.08	Pk	32.6	-20.4	0	51.28	-	-	74	-22.72	29	177	V
3	* 2.484	27.46	RMS	32.6	-20.3	.17	39.93	54	-14.07	-	-	29	177	V
4	* 2.485	27.91	RMS	32.6	-20.3	.17	40.38	54	-13.62	-	-	29	177	V

* - indicates frequency in CFR47 Pt 15 / IC RSS-Restricted Band
Pk - Peak detector
RMS - RMS detection

UL VERIFICATION SERVICES INC.
47173 Benicia Street, Fremont, CA 94538; USA TEL:(510) 771-1000FAX:(510) 661-0888
This report shall not be reproduced except in full, without the written approval of UL Verification Services Inc.

BANDEDGE (HIGH CHANNEL, CH 13)

HORIZONTAL RESULT

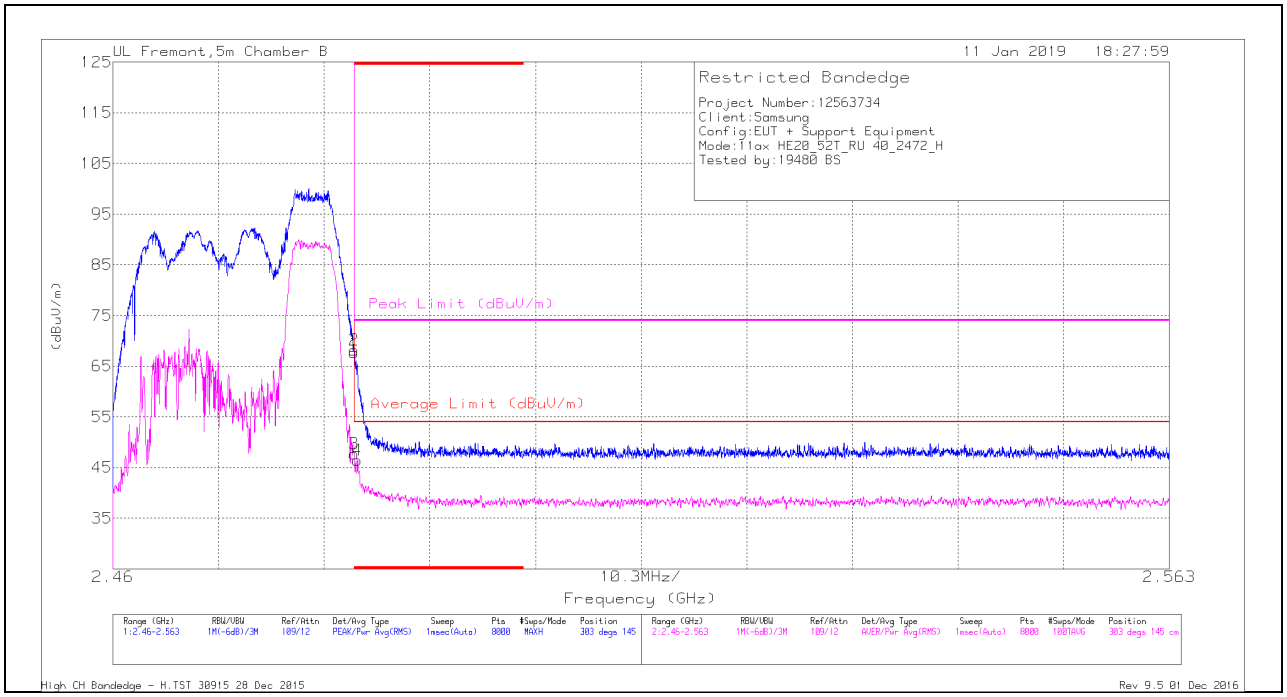

Trace Markers

Marker	Frequency (GHz)	Meter Reading (dBuV)	Det	AF T863 (dB/m)	Amp/Cbl/Fltr/Pad (dB)	DC Corr (dB)	Corrected Reading (dBuV/m)	Average Limit (dBuV/m)	Margin (dB)	Peak Limit (dBuV/m)	PK Margin (dB)	Azimuth (Degs)	Height (cm)	Polarity
1	* 2.484	55.38	Pk	32.6	-20.3	0	67.68	-	-	74	-6.32	303	145	H
2	* 2.484	55.82	Pk	32.6	-20.3	0	68.12	-	-	74	-5.88	303	145	H
3	* 2.484	35.21	RMS	32.6	-20.3	.17	47.68	54	-6.32	-	-	303	145	H
4	* 2.484	34.02	RMS	32.6	-20.4	.17	46.39	54	-7.61	-	-	303	145	H

* - indicates frequency in CFR47 Pt 15 / IC RSS-Restricted Band
Pk - Peak detector
RMS - RMS detection

UL VERIFICATION SERVICES INC.
47173 Benicia Street, Fremont, CA 94538; USA TEL:(510) 771-1000FAX:(510) 661-0888
This report shall not be reproduced except in full, without the written approval of UL Verification Services Inc.

VERTICAL RESULT

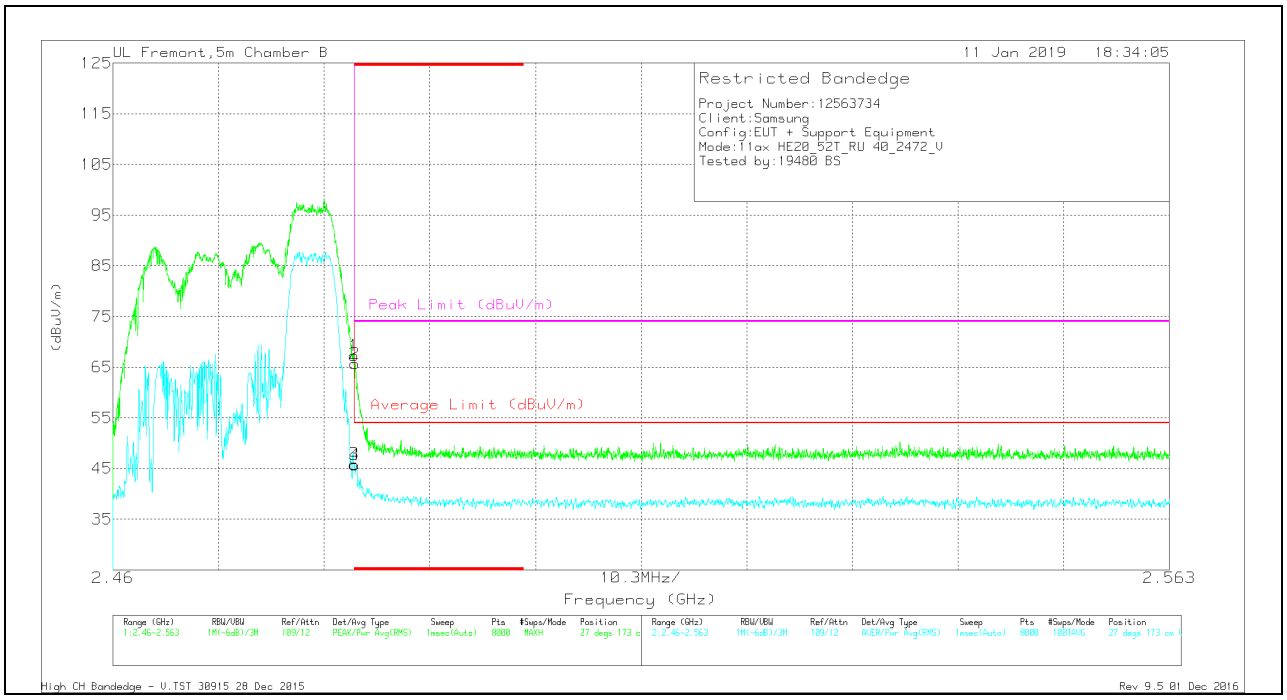

Trace Markers

Marker	Frequency (GHz)	Meter Reading (dBuV)	Det	AF T863 (dB/m)	Amp/Cbl/Fltr/Pad (dB)	DC Corr (dB)	Corrected Reading (dBuV/m)	Average Limit (dBuV/m)	Margin (dB)	Peak Limit (dBuV/m)	PK Margin (dB)	Azimuth (Degs)	Height (cm)	Polarity
1	* 2.484	55.02	Pk	32.6	-20.3	0	67.32	-	-	74	-6.68	27	173	V
2	* 2.484	53.42	Pk	32.6	-20.3	0	65.72	-	-	74	-8.28	27	173	V
3	* 2.484	33.41	RMS	32.6	-20.3	.17	45.88	54	-8.12	-	-	27	173	V
4	* 2.484	33.27	RMS	32.6	-20.3	.17	45.74	54	-8.26	-	-	27	173	V

* - indicates frequency in CFR47 Pt 15 / IC RSS-Restricted Band
Pk - Peak detector
RMS - RMS detection

UL VERIFICATION SERVICES INC.
47173 Benicia Street, Fremont, CA 94538; USA TEL:(510) 771-1000FAX:(510) 661-0888
This report shall not be reproduced except in full, without the written approval of UL Verification Services Inc.

2TX Chain 0 + Chain 1 OFDMA MODE – 26-Tones, RU index 0

BANDEDGE (LOW CHANNEL, CH 1)

HORIZONTAL RESULT

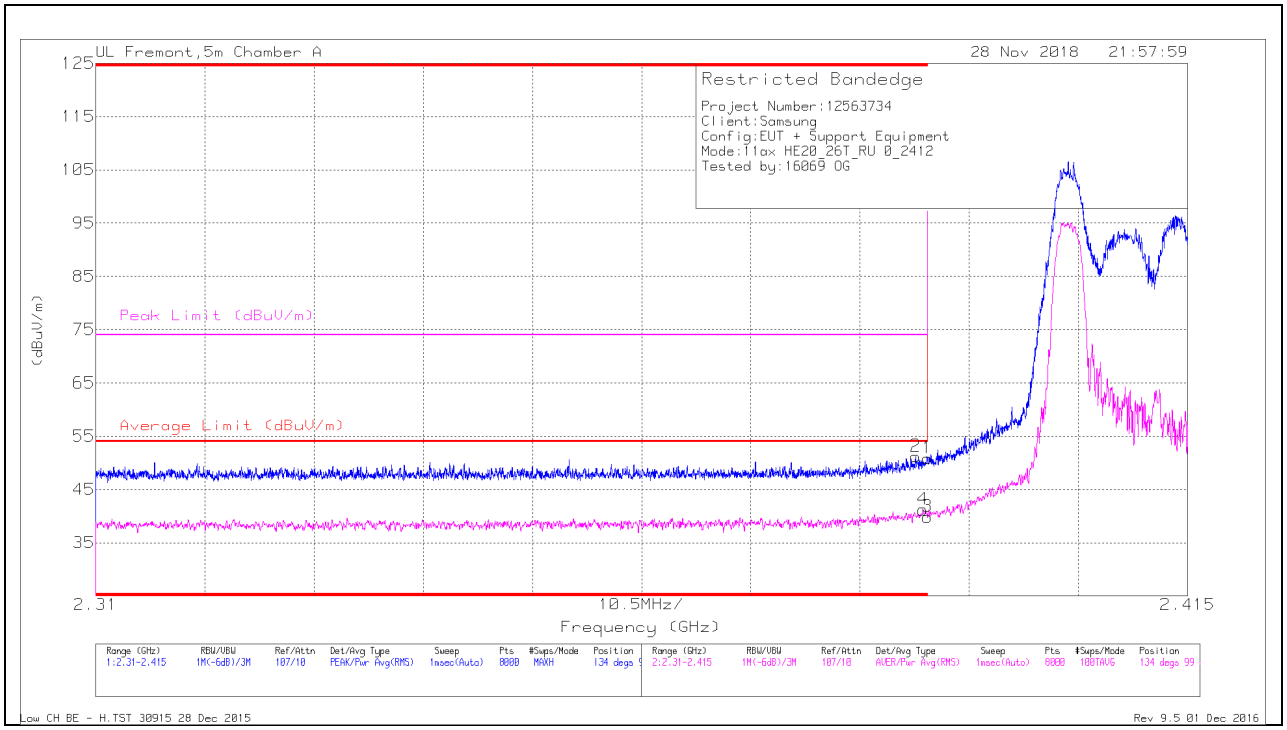

Trace Markers

Marker	Frequency (GHz)	Meter Reading (dBuV)	Det	AF T862 (dB/m)	Amp/Cbl/Fltr/Pad (dB)	DC Corr (dB)	Corrected Reading (dBuV/m)	Average Limit (dBuV/m)	Margin (dB)	Peak Limit (dBuV/m)	PK Margin (dB)	Azimuth (Degs)	Height (cm)	Polarity
2	* 2.389	41.5	Pk	31.8	-22.1	0	51.2	-	-	74	-22.8	134	99	H
1	* 2.39	41.17	Pk	31.8	-22.1	0	50.87	-	-	74	-23.13	134	99	H
3	* 2.39	29.66	RMS	31.8	-22.1	0.09	39.45	54	-14.55	-	-	134	99	H
4	* 2.39	31.01	RMS	31.8	-22.1	0.09	40.8	54	-13.2	-	-	134	99	H

* - indicates frequency in CFR47 Pt 15 / IC RSS-Restricted Band
Pk - Peak detector
RMS - RMS detection

UL VERIFICATION SERVICES INC.
47173 Benicia Street, Fremont, CA 94538; USA TEL:(510) 771-1000FAX:(510) 661-0888
This report shall not be reproduced except in full, without the written approval of UL Verification Services Inc.

VERTICAL RESULT

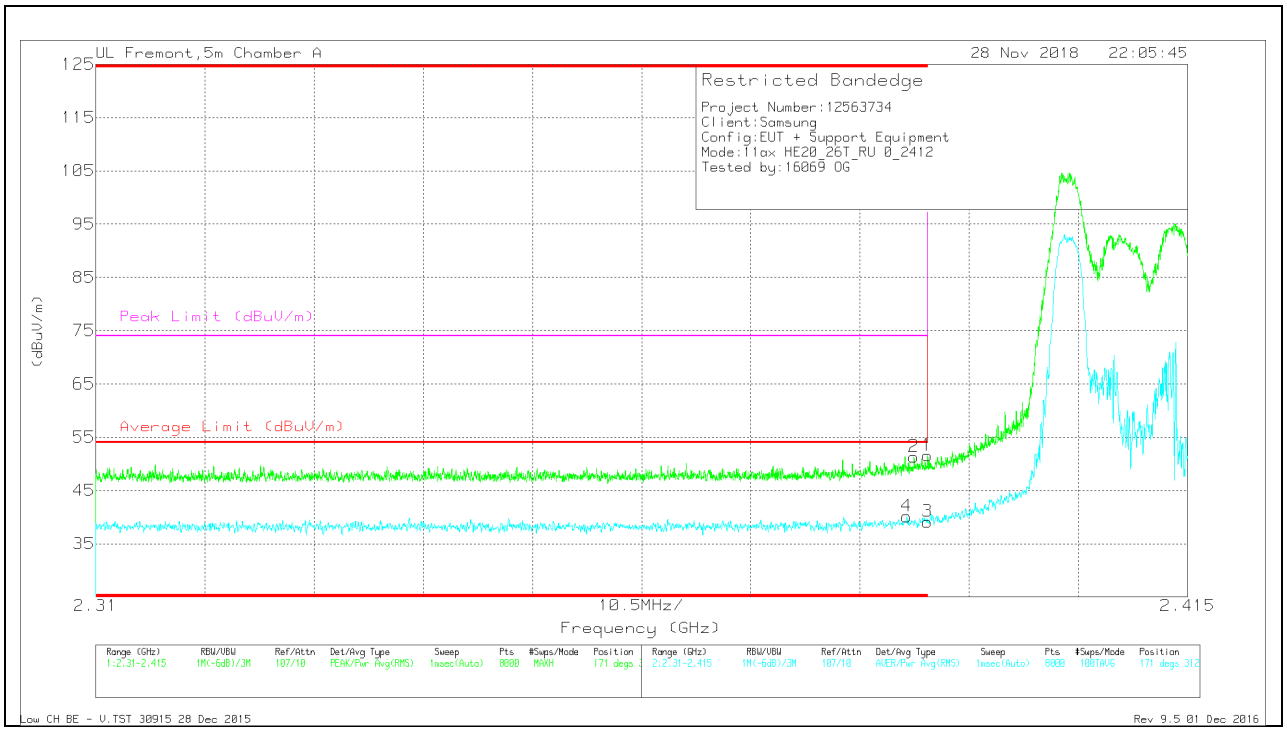

Trace Markers

Marker	Frequency (GHz)	Meter Reading (dBuV)	Det	AF T862 (dB/m)	Amp/Cbl/Fltr/Pad (dB)	DC Corr (dB)	Corrected Reading (dBuV/m)	Average Limit (dBuV/m)	Margin (dB)	Peak Limit (dBuV/m)	PK Margin (dB)	Azimuth (Degs)	Height (cm)	Polarity
4	* 2.388	29.94	RMS	31.8	-22.1	0.09	39.73	54	-14.27	-	-	171	312	V
2	* 2.389	41.63	Pk	31.8	-22.1	0	51.33	-	-	74	-22.67	171	312	V
1	* 2.39	41.88	Pk	31.8	-22.1	0	51.58	-	-	74	-22.42	171	312	V
3	* 2.39	28.95	RMS	31.8	-22.1	0.09	38.74	54	-15.26	-	-	171	312	V

* - indicates frequency in CFR47 Pt 15 / IC RSS-Restricted Band
Pk - Peak detector
RMS - RMS detection

UL VERIFICATION SERVICES INC.
47173 Benicia Street, Fremont, CA 94538; USA TEL:(510) 771-1000FAX:(510) 661-0888
This report shall not be reproduced except in full, without the written approval of UL Verification Services Inc.

2TX Chain 0 + Chain 1 OFDMA MODE – 26-Tones, RU index 8

BANDEDGE (HIGH CHANNEL, CH 11)

HORIZONTAL RESULT

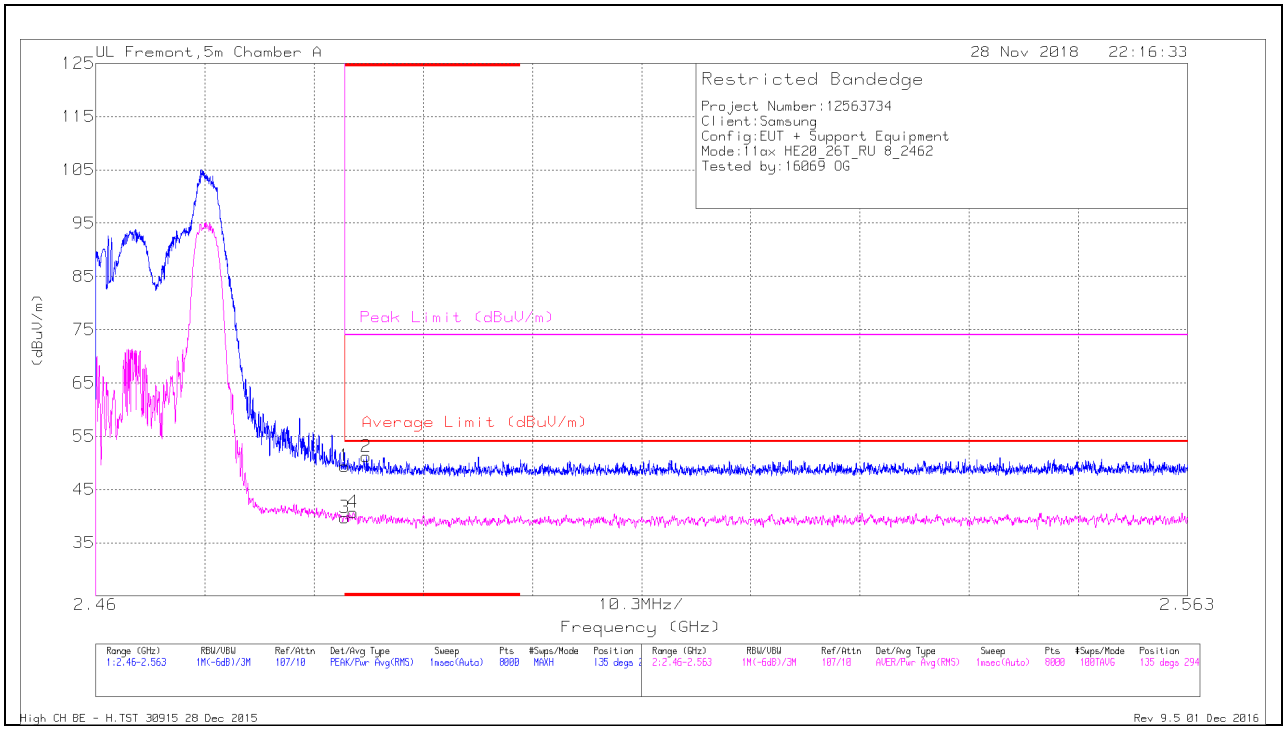

Trace Markers

Marker	Frequency (GHz)	Meter Reading (dBuV)	Det	AF T862 (dB/m)	Amp/Cbl/Fltr/Pad (dB)	DC Corr (dB)	Corrected Reading (dBuV/m)	Average Limit (dBuV/m)	Margin (dB)	Peak Limit (dBuV/m)	PK Margin (dB)	Azimuth (Degs)	Height (cm)	Polarity
1	* 2.484	38.91	Pk	32.3	-21.8	0	49.41	-	-	74	-24.59	135	294	H
3	* 2.484	28.73	RMS	32.3	-21.8	0.09	39.32	54	-14.68	-	-	135	294	H
4	* 2.484	29.72	RMS	32.3	-21.8	0.09	40.31	54	-13.69	-	-	135	294	H
2	* 2.486	40.67	Pk	32.3	-21.8	0	51.17	-	-	74	-22.83	135	294	H

* - indicates frequency in CFR47 Pt 15 / IC RSS-Restricted Band
Pk - Peak detector
RMS - RMS detection

UL VERIFICATION SERVICES INC.
47173 Benicia Street, Fremont, CA 94538; USA TEL:(510) 771-1000FAX:(510) 661-0888
This report shall not be reproduced except in full, without the written approval of UL Verification Services Inc.

VERTICAL RESULT

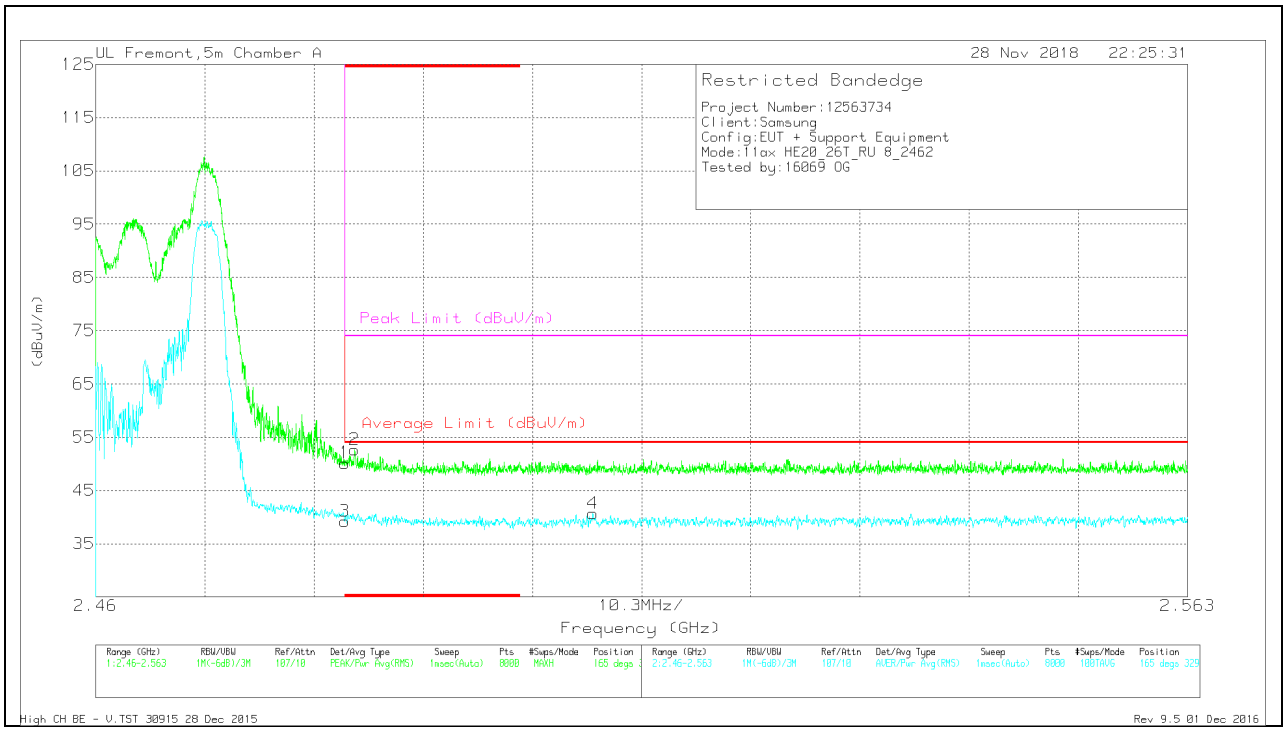

Trace Markers

Marker	Frequency (GHz)	Meter Reading (dBuV)	Det	AF T862 (dB/m)	Amp/Cbl/Fltr/Pad (dB)	DC Corr (dB)	Corrected Reading (dBuV/m)	Average Limit (dBuV/m)	Margin (dB)	Peak Limit (dBuV/m)	PK Margin (dB)	Azimuth (Degs)	Height (cm)	Polarity
1	* 2.484	39.61	Pk	32.3	-21.8	0	50.11	-	-	74	-23.89	165	329	V
2	* 2.484	42.13	Pk	32.3	-21.8	0	52.63	-	-	74	-21.37	165	329	V
3	* 2.484	28.22	RMS	32.3	-21.8	0.09	38.81	54	-15.19	-	-	165	329	V
4	2.507	29.46	RMS	32.4	-21.7	0.09	40.25	54	-13.75	-	-	165	329	V

* - indicates frequency in CFR47 Pt 15 / IC RSS-Restricted Band
Pk - Peak detector
RMS - RMS detection

UL VERIFICATION SERVICES INC.
47173 Benicia Street, Fremont, CA 94538; USA TEL:(510) 771-1000FAX:(510) 661-0888
This report shall not be reproduced except in full, without the written approval of UL Verification Services Inc.

BANDEDGE (HIGH CHANNEL, CH 12)

HORIZONTAL RESULT

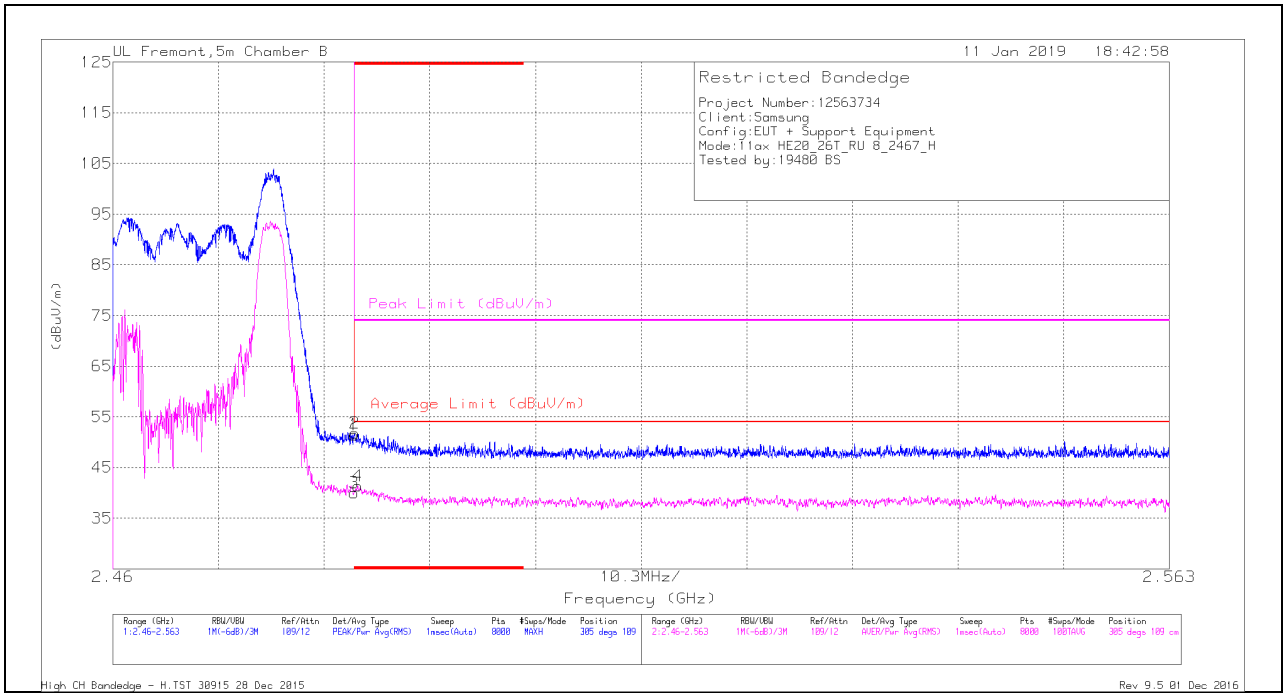

Trace Markers

Marker	Frequency (GHz)	Meter Reading (dBuV)	Det	AF T863 (dB/m)	Amp/Cbl/Fltr/Pad (dB)	DC Corr (dB)	Corrected Reading (dBuV/m)	Average Limit (dBuV/m)	Margin (dB)	Peak Limit (dBuV/m)	PK Margin (dB)	Azimuth (Degs)	Height (cm)	Polarity
1	* 2.484	39.17	Pk	32.6	-20.3	0	51.47	-	-	74	-22.53	305	109	H
2	* 2.484	39.49	Pk	32.6	-20.3	0	51.79	-	-	74	-22.21	305	109	H
3	* 2.484	27.55	RMS	32.6	-20.3	.09	39.94	54	-14.06	-	-	305	109	H
4	* 2.484	29.03	RMS	32.6	-20.4	.09	41.32	54	-12.68	-	-	305	109	H

* - indicates frequency in CFR47 Pt 15 / IC RSS-Restricted Band
Pk - Peak detector
RMS - RMS detection

UL VERIFICATION SERVICES INC.
47173 Benicia Street, Fremont, CA 94538; USA TEL:(510) 771-1000FAX:(510) 661-0888
This report shall not be reproduced except in full, without the written approval of UL Verification Services Inc.

VERTICAL RESULT

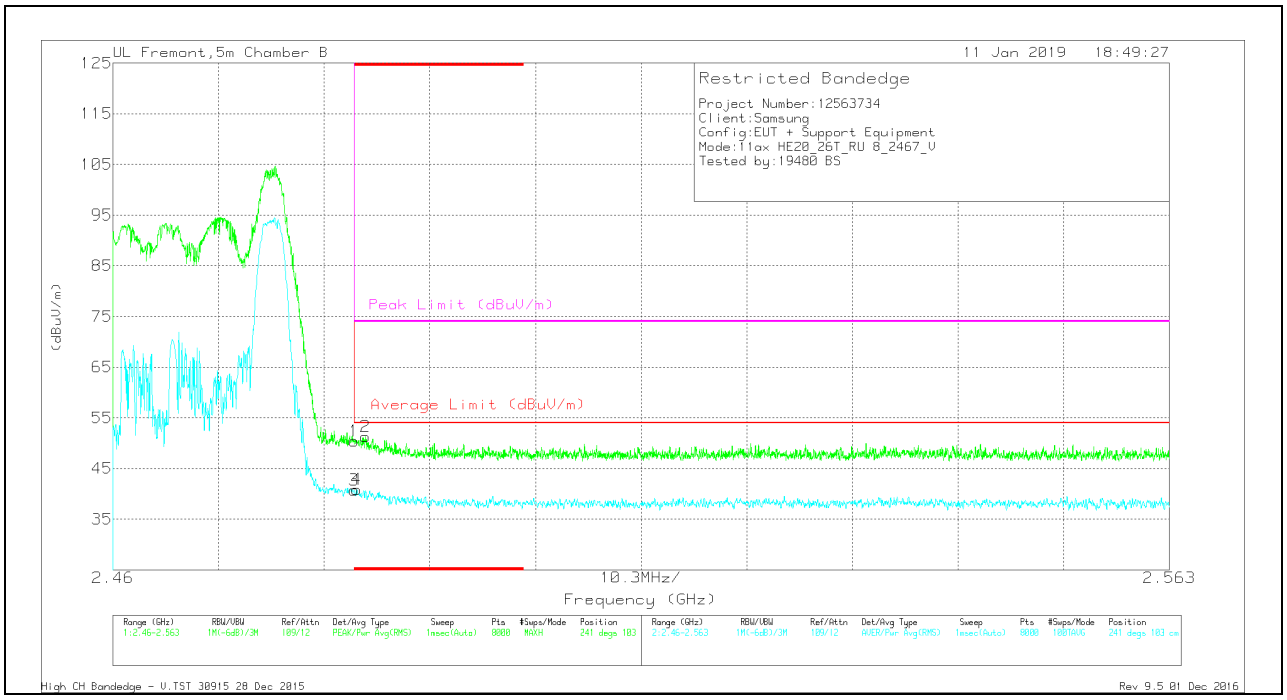

Trace Markers

Marker	Frequency (GHz)	Meter Reading (dBuV)	Det	AF T863 (dB/m)	Amp/Cbl/Fltr/Pad (dB)	DC Corr (dB)	Corrected Reading (dBuV/m)	Average Limit (dBuV/m)	Margin (dB)	Peak Limit (dBuV/m)	PK Margin (dB)	Azimuth (Degs)	Height (cm)	Polarity
1	* 2.484	38.06	Pk	32.6	-20.3	0	50.36	-	-	74	-23.64	241	103	V
3	* 2.484	28.29	RMS	32.6	-20.3	.09	40.68	54	-13.32	-	-	241	103	V
4	* 2.484	28.52	RMS	32.6	-20.4	.09	40.81	54	-13.19	-	-	241	103	V
2	* 2.485	39.04	Pk	32.6	-20.4	0	51.24	-	-	74	-22.76	241	103	V

* - indicates frequency in CFR47 Pt 15 / IC RSS-Restricted Band
Pk - Peak detector
RMS - RMS detection

UL VERIFICATION SERVICES INC.
47173 Benicia Street, Fremont, CA 94538; USA TEL:(510) 771-1000FAX:(510) 661-0888
This report shall not be reproduced except in full, without the written approval of UL Verification Services Inc.

BANDEDGE (HIGH CHANNEL, CH 13)

HORIZONTAL RESULT

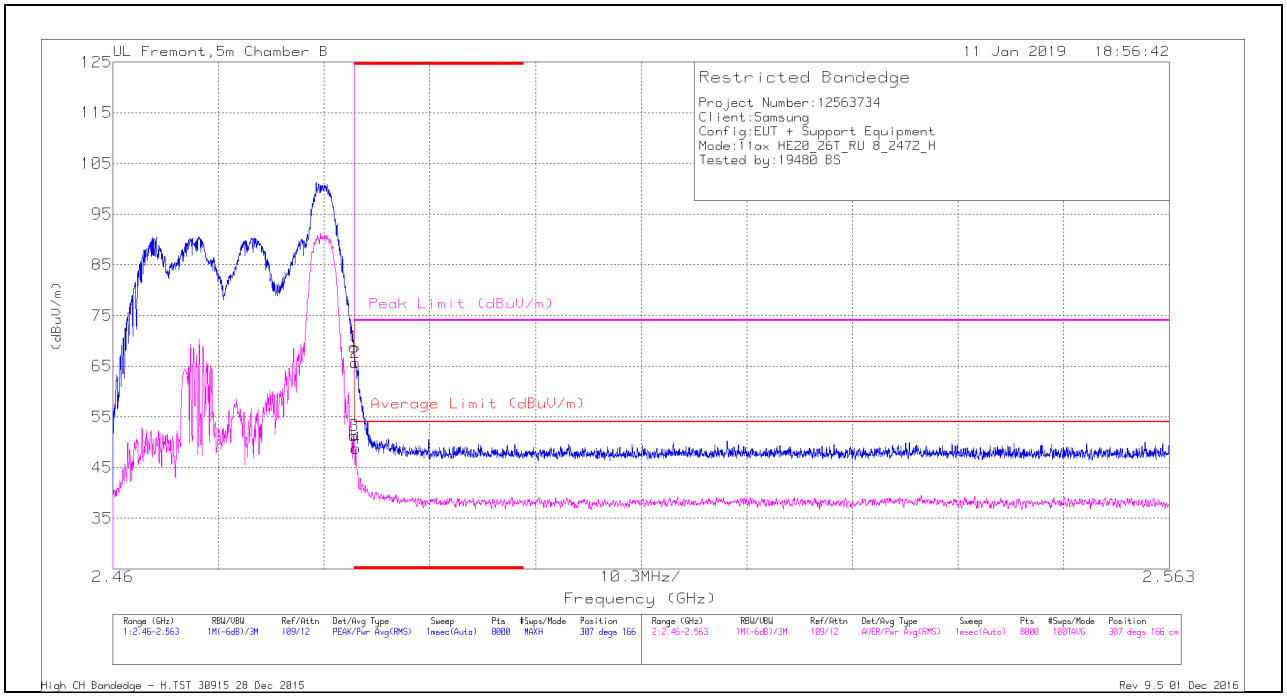

Trace Markers

Marker	Frequency (GHz)	Meter Reading (dBuV)	Det	AF T863 (dB/m)	Amp/Cbl/Fltr/Pad (dB)	DC Corr (dB)	Corrected Reading (dBuV/m)	Average Limit (dBuV/m)	Margin (dB)	Peak Limit (dBuV/m)	PK Margin (dB)	Azimuth (Degs)	Height (cm)	Polarity
1	* 2.484	56.53	Pk	32.6	-20.3	0	68.83	-	-	74	-5.17	307	166	H
2	* 2.484	53.4	Pk	32.6	-20.3	0	65.7	-	-	74	-8.3	307	166	H
3	* 2.484	38.92	RMS	32.6	-20.3	.09	51.31	54	-2.69	-	-	307	166	H
4	* 2.484	36.47	RMS	32.6	-20.4	.09	48.76	54	-5.24	-	-	307	166	H

* - indicates frequency in CFR47 Pt 15 / IC RSS-Restricted Band
Pk - Peak detector
RMS - RMS detection

UL VERIFICATION SERVICES INC.
47173 Benicia Street, Fremont, CA 94538; USA TEL:(510) 771-1000FAX:(510) 661-0888
This report shall not be reproduced except in full, without the written approval of UL Verification Services Inc.

VERTICAL RESULT

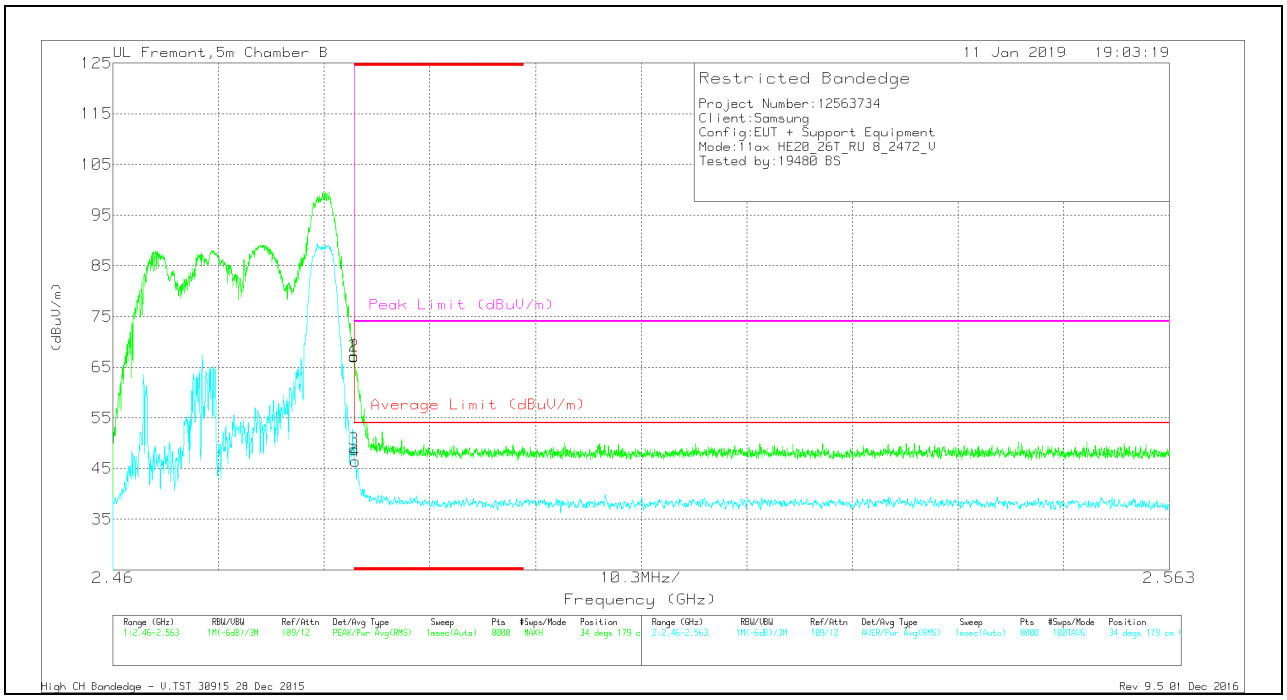

Trace Markers

Marker	Frequency (GHz)	Meter Reading (dBuV)	Det	AF T863 (dB/m)	Amp/Cbl/Fltr/Pad (dB)	DC Corr (dB)	Corrected Reading (dBuV/m)	Average Limit (dBuV/m)	Margin (dB)	Peak Limit (dBuV/m)	PK Margin (dB)	Azimuth (Degs)	Height (cm)	Polarity
1	* 2.484	54.71	Pk	32.6	-20.3	0	67.01	-	-	74	-6.99	34	179	V
2	* 2.484	54.91	Pk	32.6	-20.3	0	67.21	-	-	74	-6.79	34	179	V
3	* 2.484	36.44	RMS	32.6	-20.3	.09	48.83	54	-5.17	-	-	34	179	V
4	* 2.484	34	RMS	32.6	-20.3	.09	46.39	54	-7.61	-	-	34	179	V

* - indicates frequency in CFR47 Pt 15 / IC RSS-Restricted Band
Pk - Peak detector
RMS - RMS detection

UL VERIFICATION SERVICES INC.
47173 Benicia Street, Fremont, CA 94538; USA TEL:(510) 771-1000FAX:(510) 661-0888
This report shall not be reproduced except in full, without the written approval of UL Verification Services Inc.

HARMONICS AND SPURIOUS EMISSIONS

2TX Chain 0 + Chain 1 OFDMA MODE – 26-Tones, RU index 0

LOW CHANNEL, CH 1 RESULTS

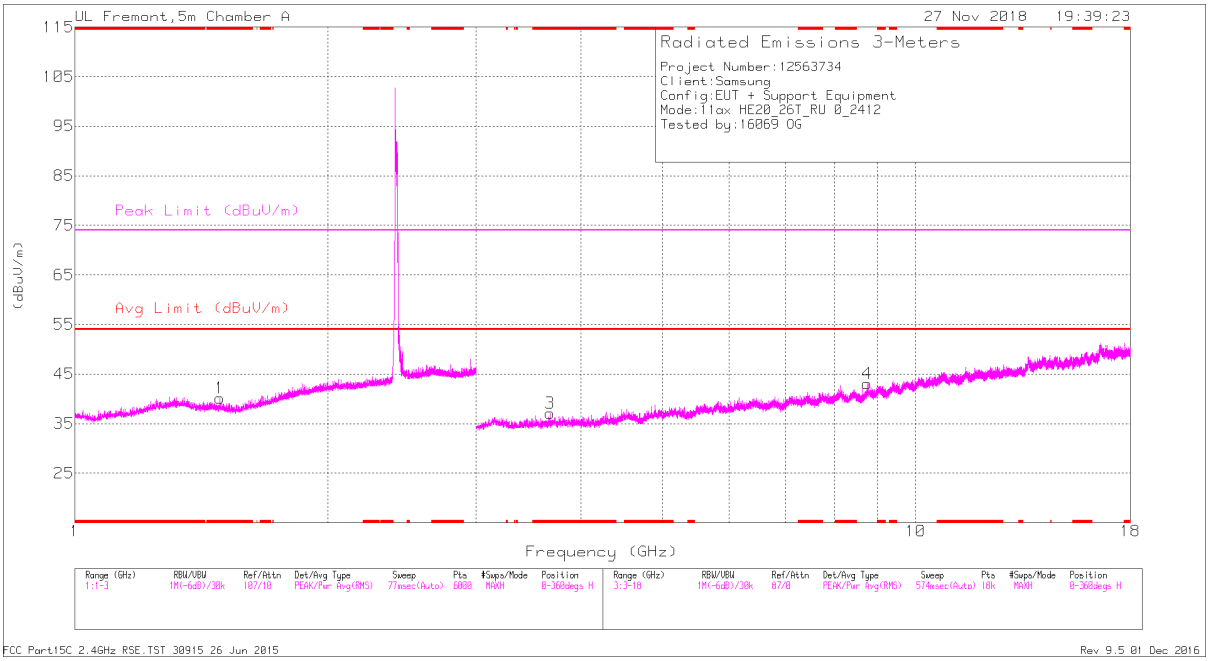

HORIZONTAL

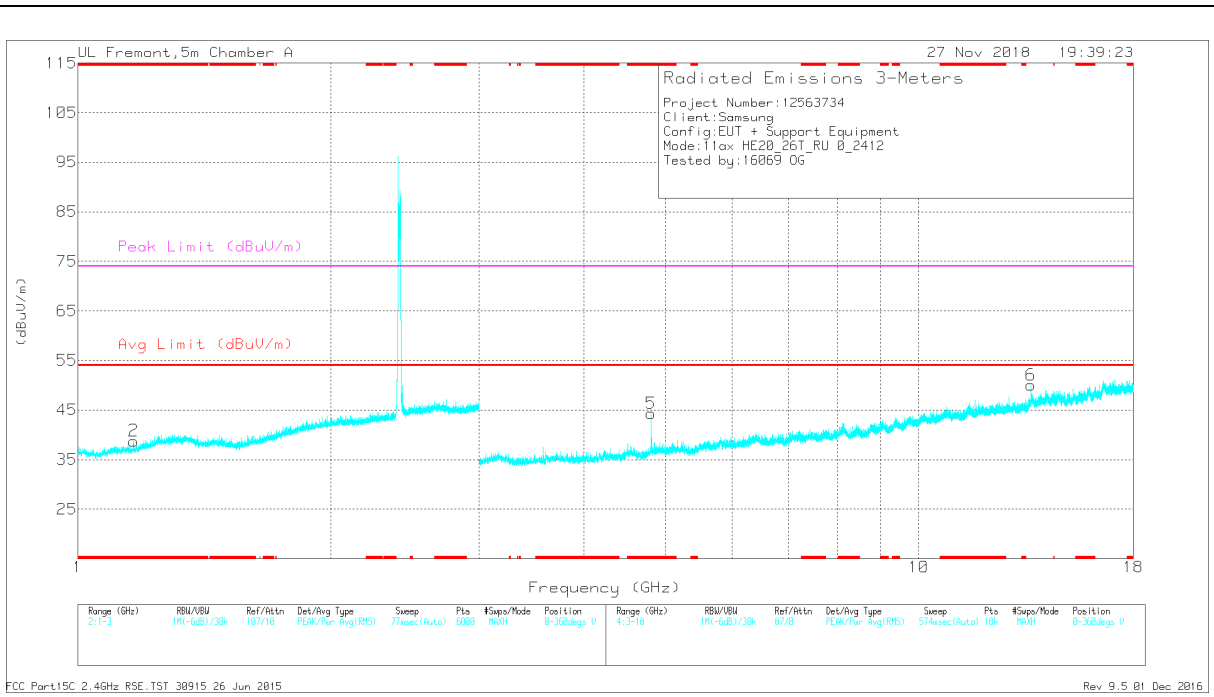

VERTICAL

UL VERIFICATION SERVICES INC.
47173 Benicia Street, Fremont, CA 94538; USA TEL:(510) 771-1000FAX:(510) 661-0888
This report shall not be reproduced except in full, without the written approval of UL Verification Services Inc.

RADIATED EMISSIONS

Marker	Frequency (GHz)	Meter Reading (dBuV)	Det	AF T862 (dB/m)	Amp/Cbl/Fltr/ Pad (dB)	DC Corr (dB)	Corrected Reading (dBuV/m)	Avg Limit (dBuV/m)	Margin (dB)	Peak Limit (dBuV/m)	PK Margin (dB)	Azimuth (Degs)	Height (cm)	Polarity
1	* 1.485	40.79	PK2	28.5	-23.9	0	45.39	-	-	74	-28.61	245	170	H
	* 1.484	28.66	MAv1	28.5	-23.9	0.09	33.35	54	-20.65	-	-	245	170	H
2	* 1.164	40.81	PK2	27.8	-24.4	0	44.21	-	-	74	-29.79	22	311	V
	* 1.165	28.6	MAv1	27.8	-24.4	0.09	32.09	54	-21.91	-	-	22	311	V
3	* 3.672	37.11	PK2	33	-27.9	0	42.21	-	-	74	-31.79	6	123	H
	* 3.673	25.12	MAv1	33	-27.9	0.09	30.31	54	-23.69	-	-	6	123	H
5	* 4.805	35.79	PK2	34.2	-26.4	0	43.59	-	-	74	-30.41	121	252	V
	* 4.807	23.75	MAv1	34.2	-26.3	0.09	31.74	54	-22.26	-	-	121	252	V
4	8.76	33.05	PK2	36	-20.5	0	48.55	-	-	-	-	118	160	H
6	13.601	32.18	PK2	39.2	-17.1	0	54.28	-	-	-	-	249	191	V

* - indicates frequency in CFR47 Pt 15 / IC RSS-Restricted Band
PK2 - KDB558074 Method: Maximum Peak
MAv1 - KDB558074 Option 1 Maximum RMS Average

UL VERIFICATION SERVICES INC.
47173 Benicia Street, Fremont, CA 94538; USA TEL:(510) 771-1000FAX:(510) 661-0888
This report shall not be reproduced except in full, without the written approval of UL Verification Services Inc.

2TX Chain 0 + Chain 1 OFDMA MODE – 26-Tones, RU index 4

MID CHANNEL, CH 6 RESULTS

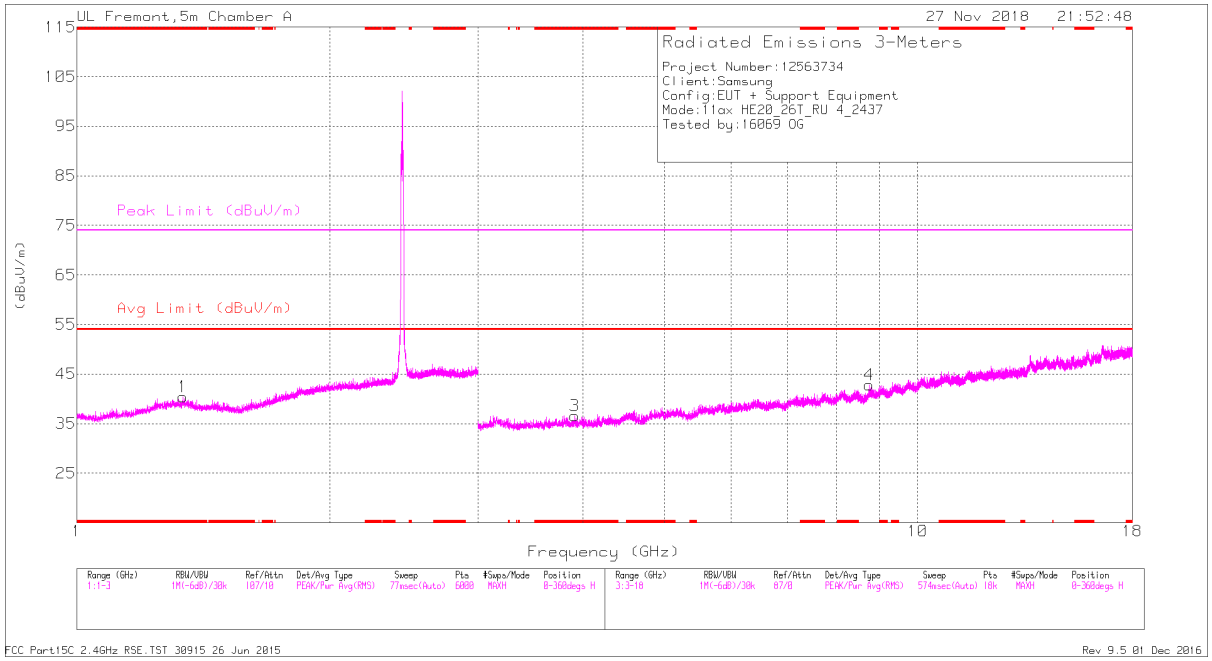

HORIZONTAL

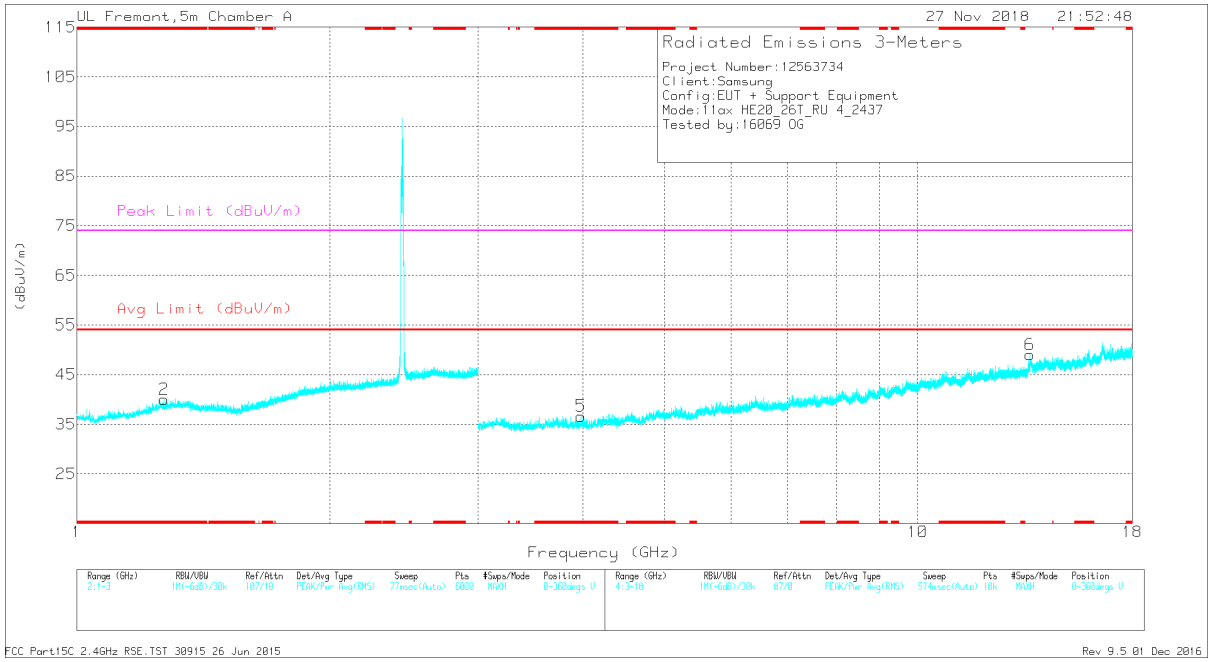

VERTICAL

UL VERIFICATION SERVICES INC.
47173 Benicia Street, Fremont, CA 94538; USA TEL:(510) 771-1000FAX:(510) 661-0888
This report shall not be reproduced except in full, without the written approval of UL Verification Services Inc.

RADIATED EMISSIONS

Marker	Frequency (GHz)	Meter Reading (dBuV)	Det	AF T862 (dB/m)	Amp/Cbl/Fltr/ Pad (dB)	DC Corr (dB)	Corrected Reading (dBuV/m)	Avg Limit (dBuV/m)	Margin (dB)	Peak Limit (dBuV/m)	PK Margin (dB)	Azimuth (Degs)	Height (cm)	Polarity
1	* 1.335	40.65	PK2	29.5	-24.3	0	45.85	-	-	74	-28.15	168	113	H
	* 1.337	28.86	MAv1	29.5	-24.3	0.09	34.15	54	-19.85	-	-	168	113	H
2	* 1.269	41.19	PK2	29.2	-24.3	0	46.09	-	-	74	-27.91	212	117	V
	* 1.269	28.73	MAv1	29.2	-24.3	0.09	33.72	54	-20.28	-	-	212	117	V
3	* 3.906	37.6	PK2	33.1	-28.1	0	42.6	-	-	74	-31.4	304	178	H
	* 3.907	25.19	MAv1	33.1	-28	0.09	30.38	54	-23.62	-	-	304	178	H
5	* 3.974	36.91	PK2	33.3	-27.8	0	42.41	-	-	74	-31.59	340	135	V
	* 3.976	25.22	MAv1	33.3	-27.9	0.09	30.71	54	-23.29	-	-	340	135	V
4	8.749	32.86	PK2	36	-20.7	0	48.16	-	-	-	-	56	126	H
6	13.606	33.02	PK2	39.2	-17.1	0	55.12	-	-	-	-	274	169	V

* - indicates frequency in CFR47 Pt 15 / IC RSS-Restricted Band
PK2 - KDB558074 Method: Maximum Peak
MAv1 - KDB558074 Option 1 Maximum RMS Average

UL VERIFICATION SERVICES INC.
47173 Benicia Street, Fremont, CA 94538; USA TEL:(510) 771-1000FAX:(510) 661-0888
This report shall not be reproduced except in full, without the written approval of UL Verification Services Inc.

2TX Chain 0 + Chain 1 OFDMA MODE – 26-Tones, RU index 8

HIGH CHANNEL, CH 11 RESULTS

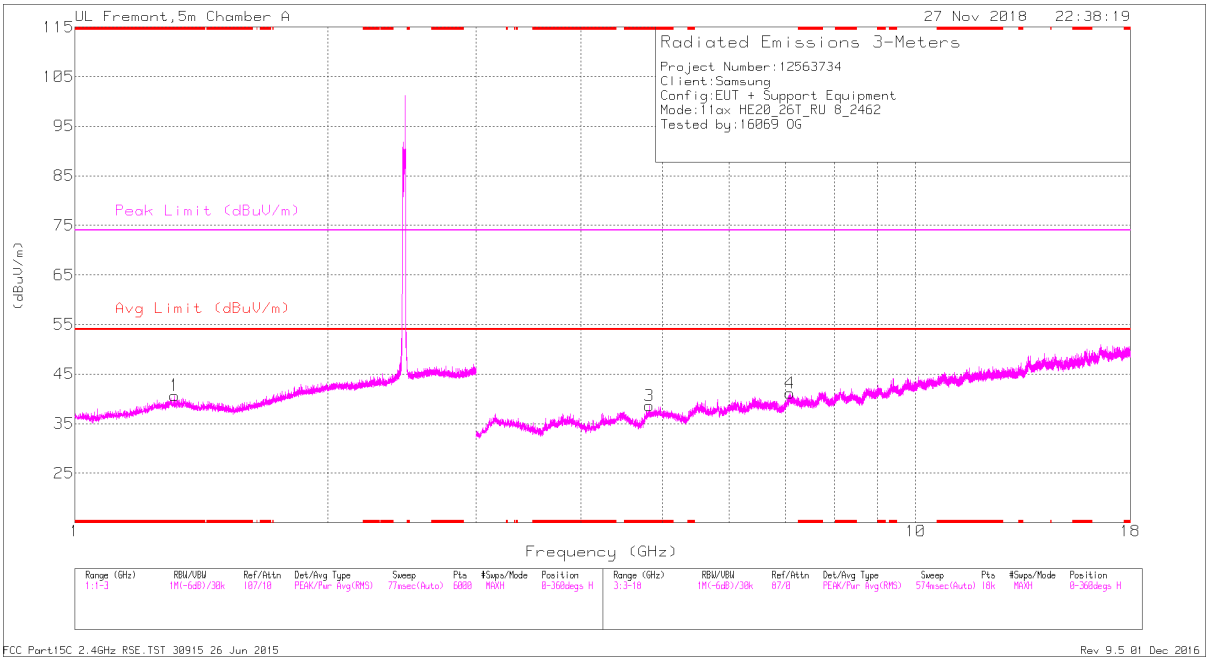

HORIZONTAL

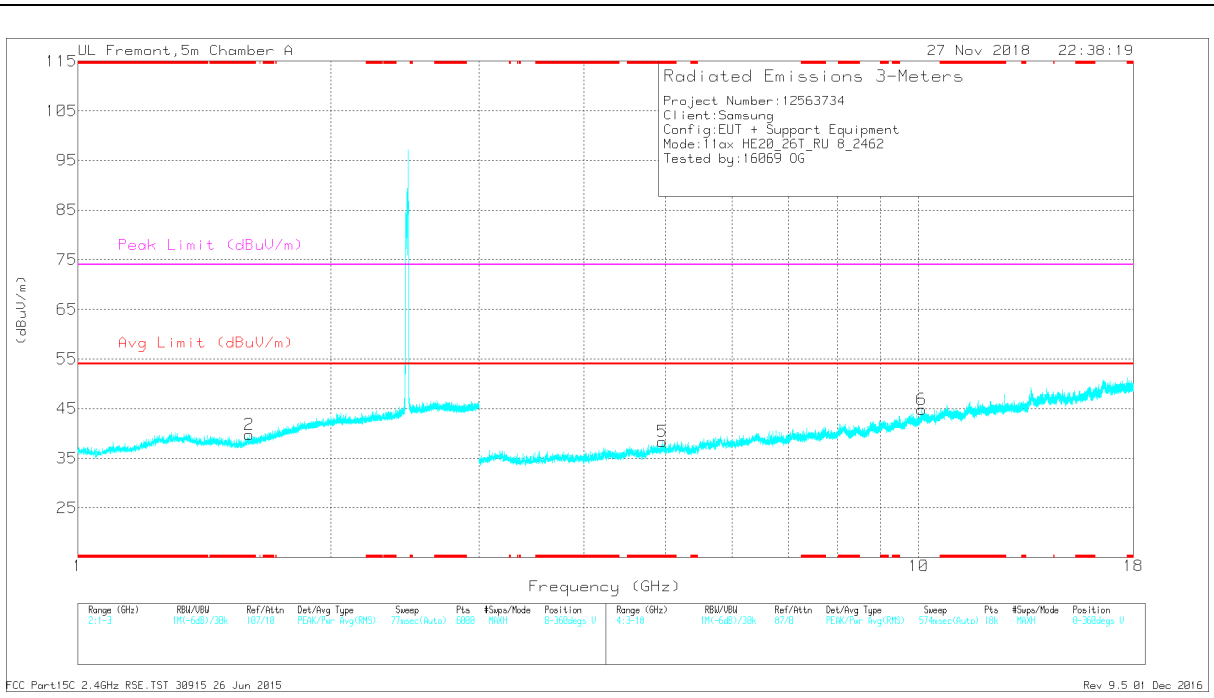

VERTICAL

UL VERIFICATION SERVICES INC.
47173 Benicia Street, Fremont, CA 94538; USA TEL:(510) 771-1000FAX:(510) 661-0888
This report shall not be reproduced except in full, without the written approval of UL Verification Services Inc.

RADIATED EMISSIONS

Marker	Frequency (GHz)	Meter Reading (dBuV)	Det	AF T862 (dB/m)	Amp/Cbl/Fltr/ Pad (dB)	DC Corr (dB)	Corrected Reading (dBuV/m)	Avg Limit (dBuV/m)	Margin (dB)	Peak Limit (dBuV/m)	PK Margin (dB)	Azimuth (Degs)	Height (cm)	Polarity
1	* 1.316	41.42	PK2	29.5	-24.3	0	46.62	-	-	74	-27.38	308	109	H
	* 1.313	28.77	MAv1	29.5	-24.3	0.09	34.06	54	-19.94	-	-	308	109	H
2	* 1.598	40.68	PK2	28.2	-23.5	0	45.38	-	-	74	-28.62	224	153	V
	* 1.598	28.59	MAv1	28.2	-23.5	0.09	33.38	54	-20.62	-	-	224	153	V
3	* 4.824	35.64	PK2	34.2	-25.9	0	43.94	-	-	74	-30.06	194	297	H
	* 4.823	24.06	MAv1	34.2	-25.9	0.09	32.45	54	-21.55	-	-	194	297	H
5	* 4.959	36.26	PK2	34.2	-26.7	0	43.76	-	-	74	-30.24	54	281	V
	* 4.958	24.81	MAv1	34.2	-26.7	0.09	32.4	54	-21.6	-	-	54	281	V
4	7.091	33.31	PK2	35.7	-22.7	0	46.31	-	-	-	-	128	169	H
6	10.087	31.86	PK2	37.4	-19.4	0	49.86	-	-	-	-	135	125	V

* - indicates frequency in CFR47 Pt 15 / IC RSS-Restricted Band
PK2 - KDB558074 Method: Maximum Peak
MAv1 - KDB558074 Option 1 Maximum RMS Average

UL VERIFICATION SERVICES INC.
47173 Benicia Street, Fremont, CA 94538; USA TEL:(510) 771-1000FAX:(510) 661-0888
This report shall not be reproduced except in full, without the written approval of UL Verification Services Inc.

10.2. SPURIOUS EMISSIONS FOR SIMULTANEOUS TRANSMITION

SIMULTANEOUS TX CONDITIONS

Mode	# of TX	5GHz		2.4GHz	
		Ant1	Ant2	Ant1	Ant2
2.4GHz+5GHz RSDB Only	2	**O**	**X**	**X**	**O**
		X	**O**	**O**	**X**
		O	X	O	X
		X	O	X	O
2.4GHz+5GHz RSDB&MIMO	3	O	O	O	X
		O	O	X	O
		O	X	O	O
		X	O	O	O
	4	**O**	**O**	**O**	**O**

WORST TEST-CASE CONDITIONS

Target power of each UNII band (UNII-1, UNII-2A, UNII-2C, UNII-3) is different for maximum power mode (802.11a mode and 802.11n HT20 mode). So the highest target power (channel and mode) were selected for worst test case condition on each antenna. New emissions were not detected and harmonic's emission level was lower than stand-alone condition and all test data complied FCC technical limit.

Also 4 Tx condition can cover other RSDB and MIMO condition. So test lab conducted the test on the condition of 1 Tx for each antenna and 4Tx MIMO antenna condition like below.

UL VERIFICATION SERVICES INC.
47173 Benicia Street, Fremont, CA 94538; USA TEL:(510) 771-1000FAX:(510) 661-0888
This report shall not be reproduced except in full, without the written approval of UL Verification Services Inc.

Testcase #	Band (GHz)	Antenna	MODE	Channel	Frequency (MHz)
1	2.4	Chain 0	11b	11	2462
	5	Chain 1	11a	157	5785
2	5	Chain 0	11a	64	5320
	2.4	Chain 1	11b	6	2437
3	2.4	Chain 0	11ax_HE20_242T_RU61	6	2437
	5	Chain 1	11ax_HE80_242T_RU62	42	5210
4	5	Chain 0	11ax_HE20_242T_RU61	100	5500
	2.4	Chain 1	11ax_HE20_242T_RU61	6	2437
5	2.4	MIMO	11ax_HE20_242T_RU61	6	2437
	5	MIMO	11ax_HE80_242T_RU62	42	5210

UL VERIFICATION SERVICES INC.
47173 Benicia Street, Fremont, CA 94538; USA TEL:(510) 771-1000FAX:(510) 661-0888
This report shall not be reproduced except in full, without the written approval of UL Verification Services Inc.

10.2.1. TEST CASE 1

Chain 0 802.11b Channel 11 + Chain 1 802.11a Channel 157

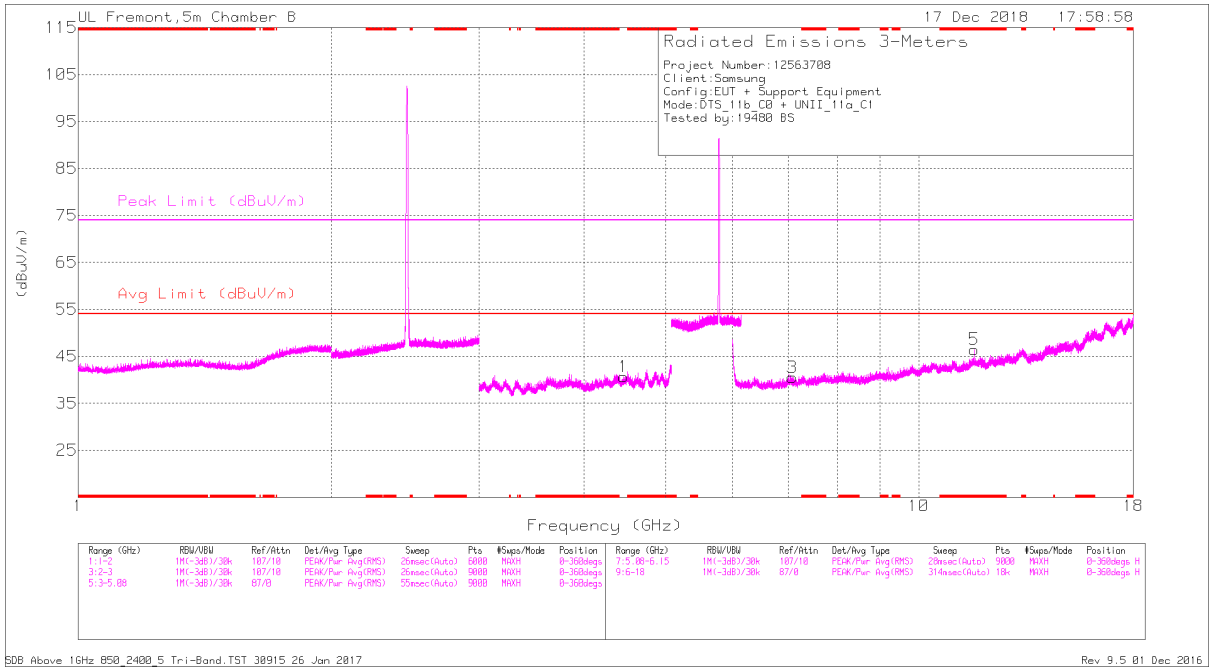

HORIZONTAL

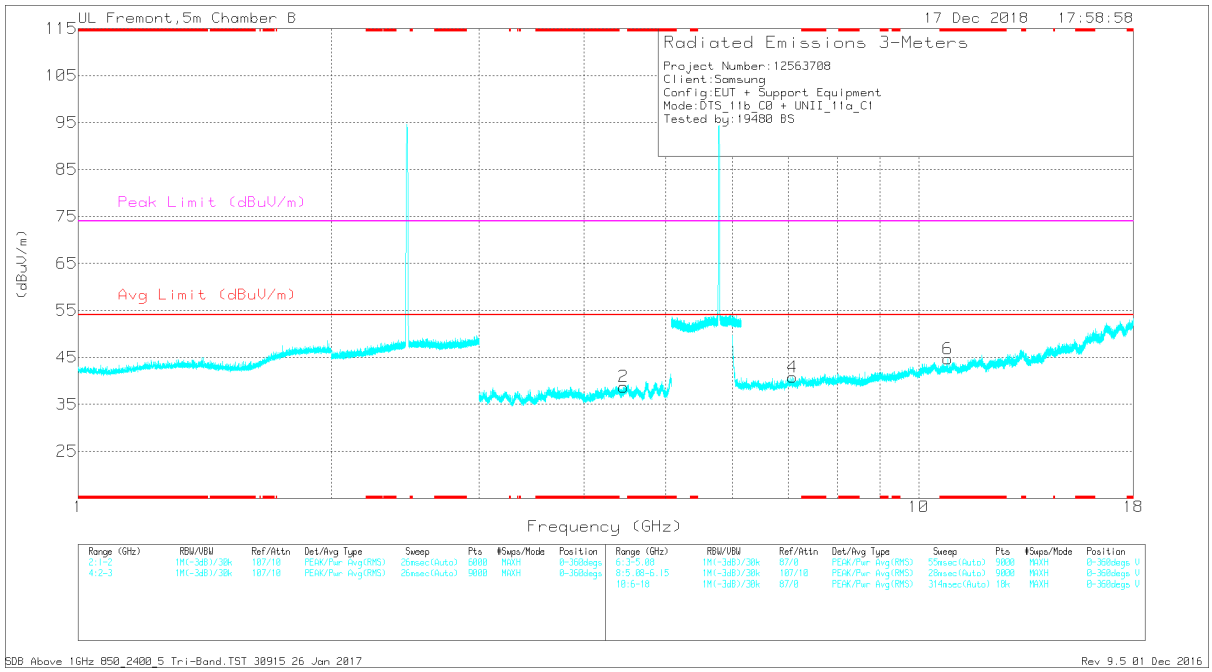

VERTICAL

UL VERIFICATION SERVICES INC.
47173 Benicia Street, Fremont, CA 94538; USA TEL:(510) 771-1000FAX:(510) 661-0888
This report shall not be reproduced except in full, without the written approval of UL Verification Services Inc.

RADIATED EMISSIONS

Trace Markers

Marker	Frequency (GHz)	Meter Reading (dBuV)	Det	AF T863 (dB/m)	Amp/Cbl/Fltr/Pad (dB)	Filter (dB)	Corrected Reading (dBuV/m)	Avg Limit (dBuV/m)	Margin (dB)	Peak Limit (dBuV/m)	PK Margin (dB)	Azimuth (Degs)	Height (cm)	Polarity
1	4.457	32.25	Pk	33.8	-28.4	3	40.65	-	-	-	-	0-360	103	H
2	4.457	32.33	Pk	33.8	-28.4	1	38.73	-	-	-	-	0-360	102	V

* - indicates frequency in CFR47 Pt 15 / IC RSS-Restricted Band
Pk - Peak detector

Marker	Frequency (GHz)	Meter Reading (dBuV)	Det	AF T863 (dB/m)	Amp/Cbl/Fltr/Pad (dB)	Corrected Reading (dBuV/m)	Avg Limit (dBuV/m)	Margin (dB)	Peak Limit (dBuV/m)	PK Margin (dB)	Azimuth (Degs)	Height (cm)	Polarity
5	* 11.639	29.35	Pk	38.8	-21.7	46.45	-	-	74	-27.55	0-360	199	H
6	* 10.828	29.57	Pk	38	-22.9	44.67	-	-	74	-29.33	0-360	200	V
3	7.074	31.81	Pk	36	-27.3	40.51	-	-	-	-	0-360	199	H
4	7.077	32.07	Pk	36	-27.3	40.77	-	-	-	-	0-360	102	V

* - indicates frequency in CFR47 Pt 15 / IC RSS-Restricted Band
Pk - Peak detector

Radiated Emissions

Frequency (GHz)	Meter Reading (dBuV)	Det	AF T863 (dB/m)	Amp/Cbl/Fltr/Pad (dB)	Corrected Reading (dBuV/m)	Avg Limit (dBuV/m)	Margin (dB)	Peak Limit (dBuV/m)	PK Margin (dB)	Azimuth (Degs)	Height (cm)	Polarity
* 11.639	34.06	PK-U	38.8	-21.7	51.16	-	-	74	-22.84	295	140	H
* 11.637	22.64	ADR	38.8	-21.7	39.74	54	-14.26	-	-	295	140	H
* 10.826	35.66	PK-U	38	-22.9	50.76	-	-	74	-23.24	288	289	V
* 10.827	23.44	ADR	38	-22.9	38.54	54	-15.46	-	-	288	289	V

* - indicates frequency in CFR47 Pt 15 / IC RSS-Restricted Band
PK-U - U-NII: Maximum Peak
ADR - U-NII AD primary method, RMS average

UL VERIFICATION SERVICES INC.
47173 Benicia Street, Fremont, CA 94538; USA TEL:(510) 771-1000FAX:(510) 661-0888
This report shall not be reproduced except in full, without the written approval of UL Verification Services Inc.

10.2.2. TEST CASE 2

Chain 0 802.11a Channel 64 + Chain 1 802.11b Channel 6

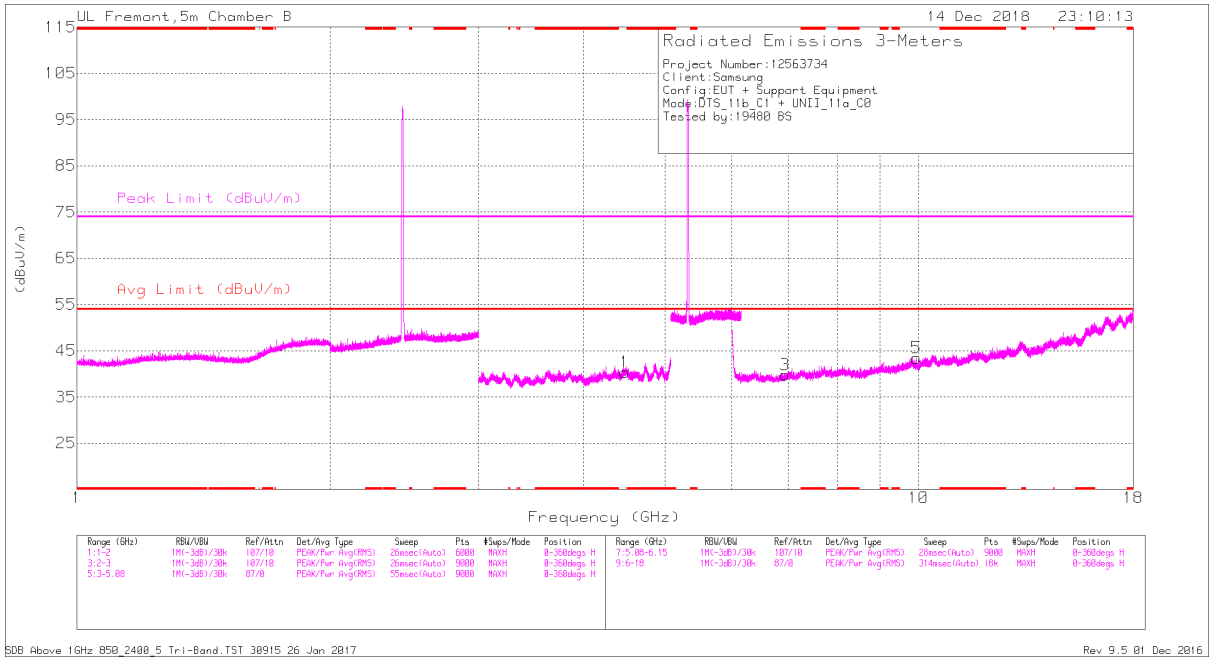

HORIZONTAL

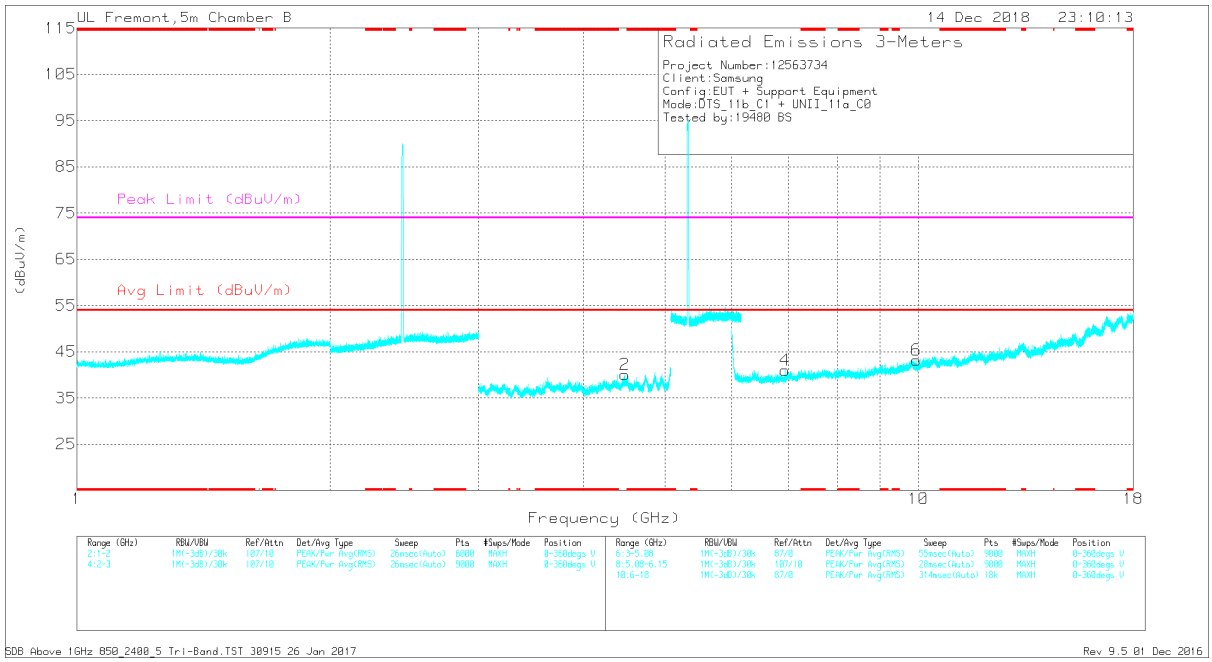

VERTICAL

UL VERIFICATION SERVICES INC.
47173 Benicia Street, Fremont, CA 94538; USA TEL:(510) 771-1000FAX:(510) 661-0888
This report shall not be reproduced except in full, without the written approval of UL Verification Services Inc.

RADIATED EMISSIONS

Trace Markers

Marker	Frequency (GHz)	Meter Reading (dBuV)	Det	AF T863 (dB/m)	Amp/Cbl/Fltr/Pad (dB)	Filter (dB)	Corrected Reading (dBuV/m)	Avg Limit (dBuV/m)	Margin (dB)	Peak Limit (dBuV/m)	PK Margin (dB)	Azimuth (Degs)	Height (cm)	Polarity
1	4.474	32.52	Pk	33.8	-29	3	40.32	-	-	-	-	0-360	199	H
2	4.474	34.21	Pk	33.8	-29	1	40.01	-	-	-	-	0-360	102	V

Pk - Peak detector

Marker	Frequency (GHz)	Meter Reading (dBuV)	Det	AF T863 (dB/m)	Amp/Cbl/Fltr/Pad (dB)	Corrected Reading (dBuV/m)	Avg Limit (dBuV/m)	Margin (dB)	Peak Limit (dBuV/m)	PK Margin (dB)	Azimuth (Degs)	Height (cm)	Polarity
4	6.936	32.86	Pk	35.8	-27.7	40.96	-	-	-	-	0-360	102	V
3	6.937	31.66	Pk	35.8	-27.7	39.76	-	-	-	-	0-360	199	H
5	9.942	29.7	Pk	37.4	-23.7	43.4	-	-	-	-	0-360	103	H
6	9.949	29.58	Pk	37.4	-23.8	43.18	-	-	-	-	0-360	200	V

Pk - Peak detector

UL VERIFICATION SERVICES INC.
47173 Benicia Street, Fremont, CA 94538; USA TEL:(510) 771-1000FAX:(510) 661-0888
This report shall not be reproduced except in full, without the written approval of UL Verification Services Inc.

10.2.3. TEST CASE 3

Chain 0 802.11ax HE20 242T – RU61 Channel 6 + Chain 1 802.11ax HE80 242T – RU62 Channel 42

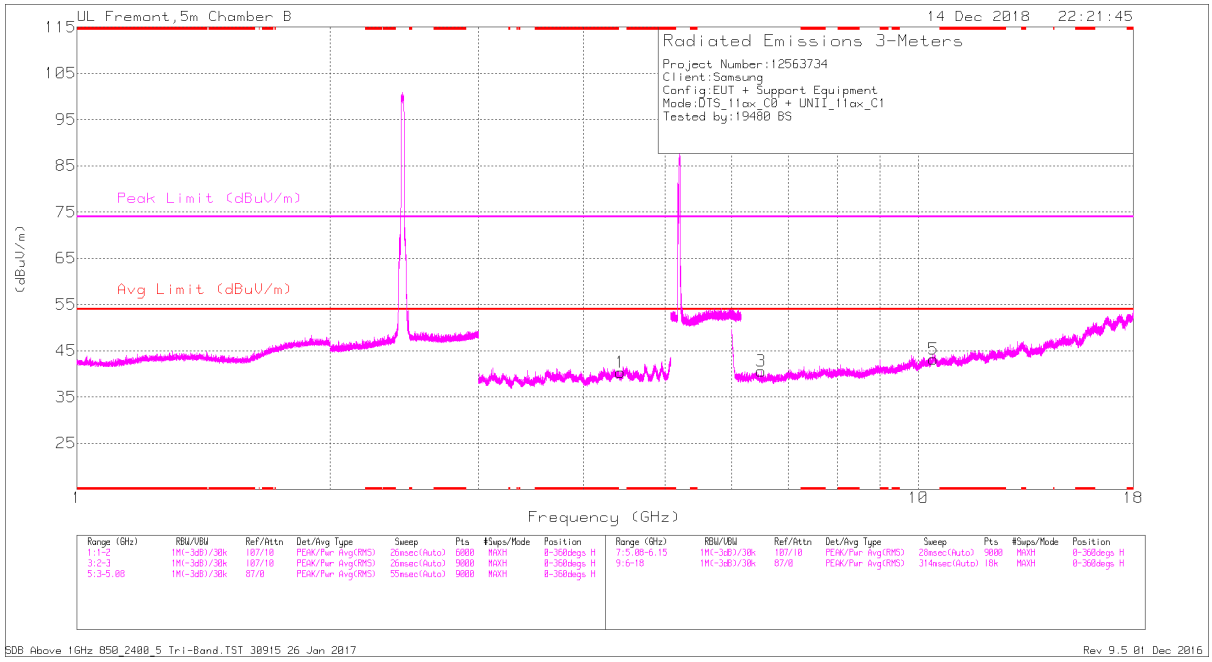

HORIZONTAL

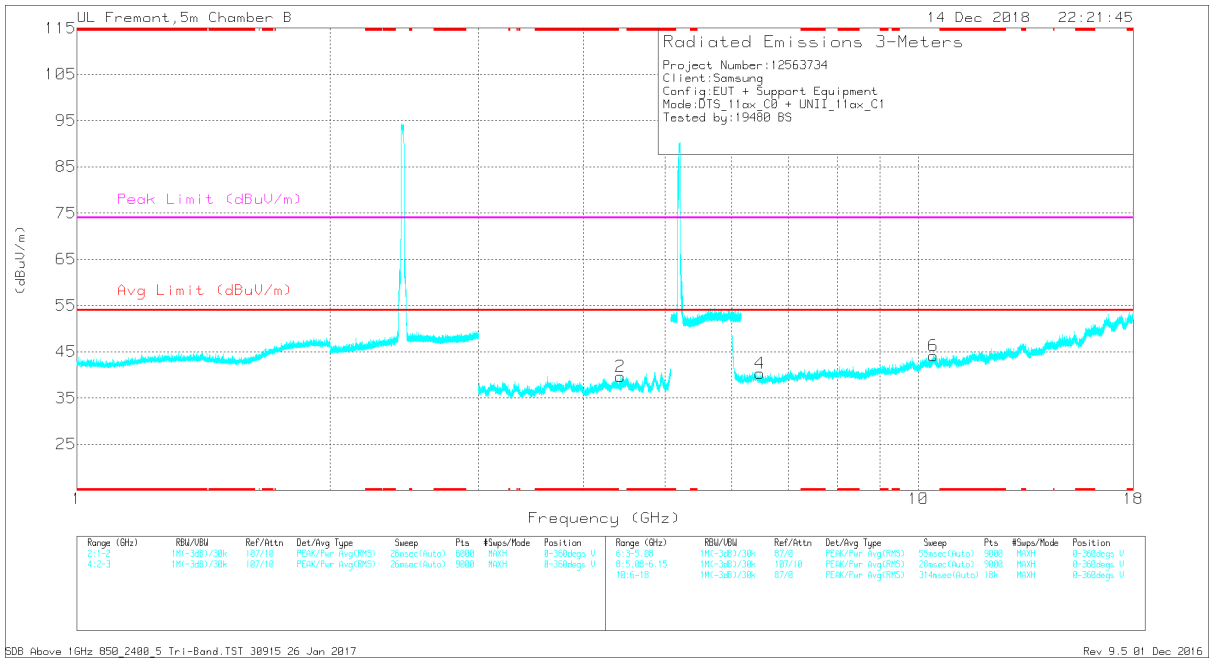

VERTICAL

UL VERIFICATION SERVICES INC.
47173 Benicia Street, Fremont, CA 94538; USA TEL:(510) 771-1000FAX:(510) 661-0888
This report shall not be reproduced except in full, without the written approval of UL Verification Services Inc.

RADIATED EMISSIONS

Trace Markers

Marker	Frequency (GHz)	Meter Reading (dBuV)	Det	AF T863 (dB/m)	Amp/Cbl/Fltr/Pad (dB)	Filter (dB)	Corrected Reading (dBuV/m)	Avg Limit (dBuV/m)	Margin (dB)	Peak Limit (dBuV/m)	PK Margin (dB)	Azimuth (Degs)	Height (cm)	Polarity
2	4.421	33.75	Pk	33.8	-28.9	1	39.65	-	-	-	-	0-360	200	V
1	4.424	32.47	Pk	33.8	-28.9	3	40.37	-	-	-	-	0-360	199	H

Pk - Peak detector

Marker	Frequency (GHz)	Meter Reading (dBuV)	Det	AF T863 (dB/m)	Amp/Cbl/Fltr/Pad (dB)	Corrected Reading (dBuV/m)	Avg Limit (dBuV/m)	Margin (dB)	Peak Limit (dBuV/m)	PK Margin (dB)	Azimuth (Degs)	Height (cm)	Polarity
4	6.483	33.07	Pk	35.7	-28.4	40.37	-	-	-	-	0-360	102	V
3	6.501	33.45	Pk	35.6	-28.5	40.55	-	-	-	-	0-360	102	H
6	10.42	28.06	Pk	37.9	-21.8	44.16	-	-	-	-	0-360	199	V
5	10.422	27.24	Pk	37.9	-21.9	43.24	-	-	-	-	0-360	102	H

Pk - Peak detector

UL VERIFICATION SERVICES INC.
47173 Benicia Street, Fremont, CA 94538; USA TEL:(510) 771-1000FAX:(510) 661-0888
This report shall not be reproduced except in full, without the written approval of UL Verification Services Inc.

10.2.4. TEST CASE 4

Chain 0 802.11ax HE20 242T – RU61 Channel 100 + Chain 1 802.11ax HE20 242T – RU61 Channel 6

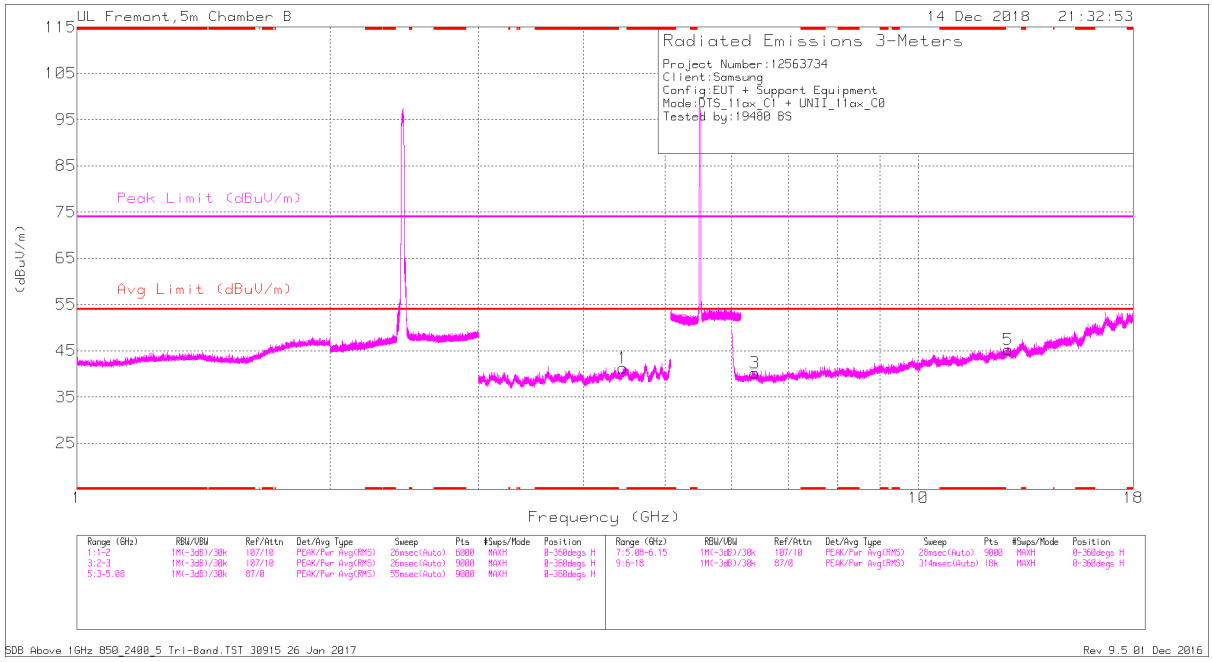

HORIZONTAL

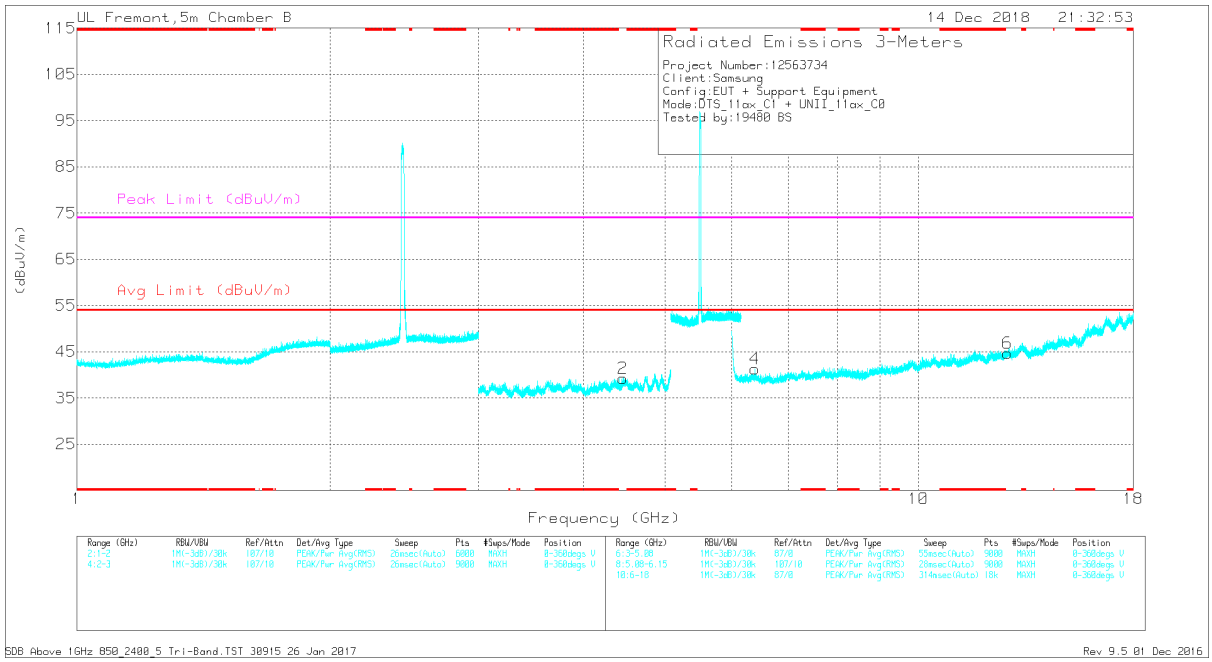

VERTICAL

UL VERIFICATION SERVICES INC.
47173 Benicia Street, Fremont, CA 94538; USA TEL:(510) 771-1000FAX:(510) 661-0888
This report shall not be reproduced except in full, without the written approval of UL Verification Services Inc.

RADIATED EMISSIONS

Trace Markers

Marker	Frequency (GHz)	Meter Reading (dBuV)	Det	AF T863 (dB/m)	Amp/Cbl/Fltr/Pad (dB)	Filter (dB)	Corrected Reading (dBuV/m)	Avg Limit (dBuV/m)	Margin (dB)	Peak Limit (dBuV/m)	PK Margin (dB)	Azimuth (Degs)	Height (cm)	Polarity
2	4.456	32.83	Pk	33.8	-28.4	1	39.23	-	-	-	-	0-360	102	V
1	4.458	32.91	Pk	33.8	-28.4	3	41.31	-	-	-	-	0-360	199	H

Pk - Peak detector

Marker	Frequency (GHz)	Meter Reading (dBuV)	Det	AF T863 (dB/m)	Amp/Cbl/Fltr/Pad (dB)	Corrected Reading (dBuV/m)	Avg Limit (dBuV/m)	Margin (dB)	Peak Limit (dBuV/m)	PK Margin (dB)	Azimuth (Degs)	Height (cm)	Polarity
3	6.39	31.74	Pk	35.8	-27.3	40.24	-	-	-	-	0-360	199	H
4	6.39	32.79	Pk	35.8	-27.3	41.29	-	-	-	-	0-360	102	V
6	12.768	26.54	Pk	39.3	-21.2	44.64	-	-	-	-	0-360	199	V
5	12.778	27.06	Pk	39.3	-21.1	45.26	-	-	-	-	0-360	103	H

Pk - Peak detector

UL VERIFICATION SERVICES INC.
47173 Benicia Street, Fremont, CA 94538; USA TEL:(510) 771-1000FAX:(510) 661-0888
This report shall not be reproduced except in full, without the written approval of UL Verification Services Inc.

10.2.5. TEST CASE 5

2TX 802.11ax HE20 242T – RU61 Channel 6 + 2TX 802.11ax HE80 242T – RU62 Channel 42

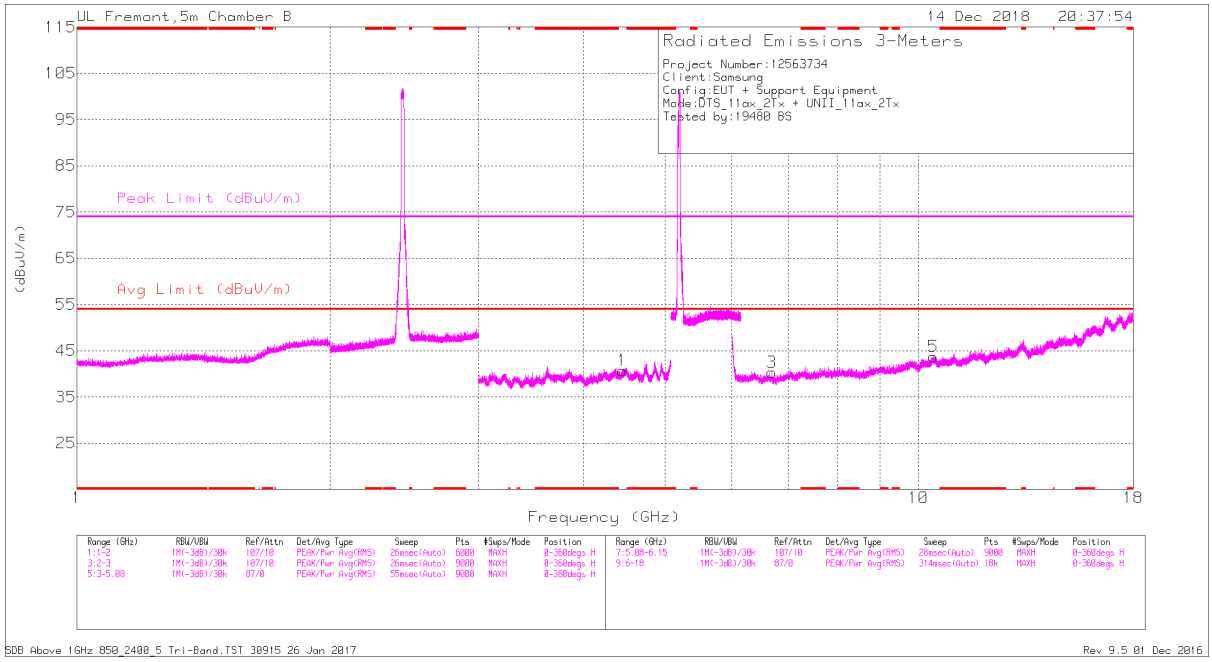

HORIZONTAL

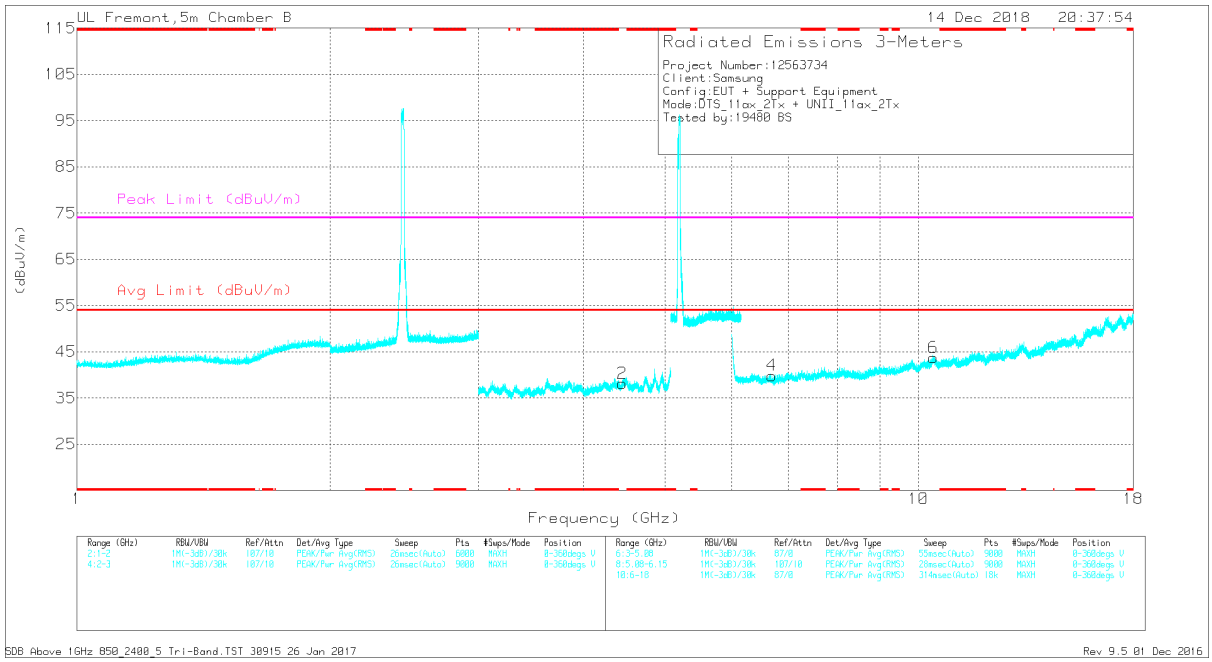

VERTICAL

UL VERIFICATION SERVICES INC.
47173 Benicia Street, Fremont, CA 94538; USA TEL:(510) 771-1000FAX:(510) 661-0888
This report shall not be reproduced except in full, without the written approval of UL Verification Services Inc.

RADIATED EMISSIONS

Trace Markers

Marker	Frequency (GHz)	Meter Reading (dBuV)	Det	AF T863 (dB/m)	Amp/Cbl/Fltr/Pad (dB)	Filter (dB)	Corrected Reading (dBuV/m)	Avg Limit (dBuV/m)	Margin (dB)	Peak Limit (dBuV/m)	PK Margin (dB)	Azimuth (Degs)	Height (cm)	Polarity
2	4.446	32.12	Pk	33.8	-28.8	1	38.12	-	-	-	-	0-360	199	V
1	4.447	32.76	Pk	33.8	-28.8	3	40.76	-	-	-	-	0-360	102	H

Pk - Peak detector

Marker	Frequency (GHz)	Meter Reading (dBuV)	Det	AF T863 (dB/m)	Amp/Cbl/Fltr/Pad (dB)	Corrected Reading (dBuV/m)	Avg Limit (dBuV/m)	Margin (dB)	Peak Limit (dBuV/m)	PK Margin (dB)	Azimuth (Degs)	Height (cm)	Polarity
4	6.692	31.86	Pk	35.8	-27.8	39.86	-	-	-	-	0-360	102	V
3	6.697	32.39	Pk	35.8	-27.9	40.29	-	-	-	-	0-360	199	H
5	10.414	27.8	Pk	37.9	-22	43.7	-	-	-	-	0-360	102	H
6	10.419	27.76	Pk	37.9	-21.9	43.76	-	-	-	-	0-360	102	V

Pk - Peak detector

UL VERIFICATION SERVICES INC.
47173 Benicia Street, Fremont, CA 94538; USA TEL:(510) 771-1000FAX:(510) 661-0888
This report shall not be reproduced except in full, without the written approval of UL Verification Services Inc.

10.3. WORST-CASE BELOW 30 MHz

SPURIOUS EMISSIONS BELOW 30 MHz (WORST-CASE CONFIGURATION)

FACE ON AND FACE OFF PLOTS

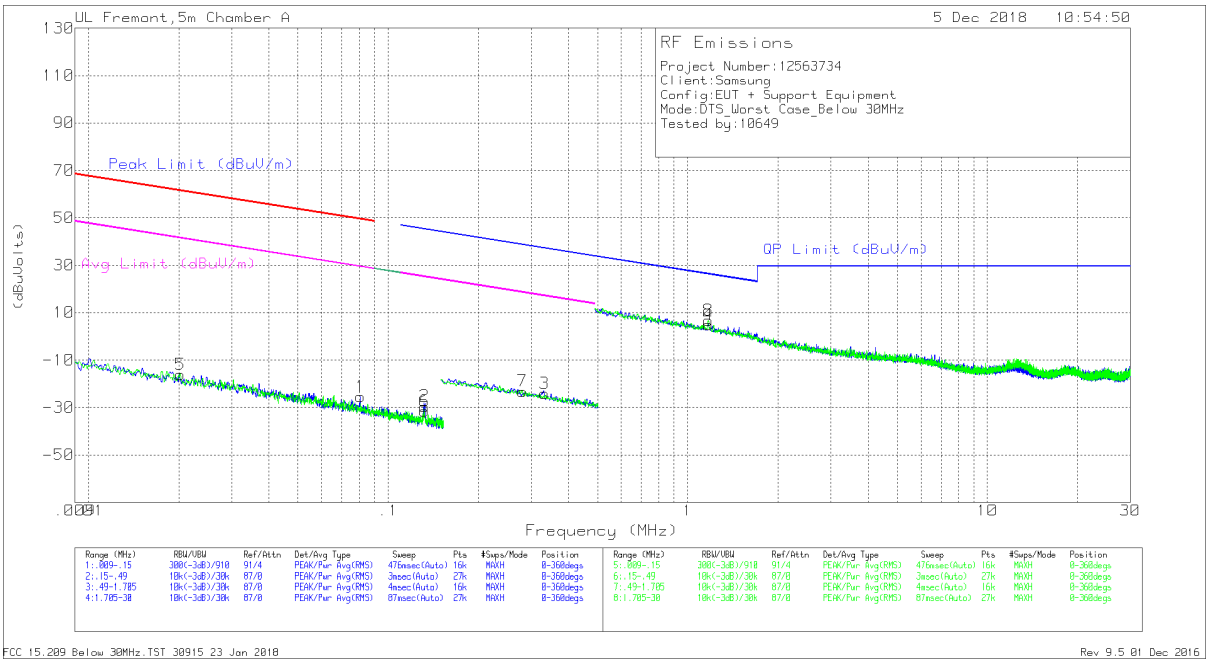

NOTE: KDB 414788 OATS and Chamber Correlation Justification

- Based on FCC 15.31 (f) (2): measurements may be performed at a distance closer than that specified in the regulations; however, an attempt should be made to avoid making measurements in the near field.
- OATs and chamber correlation testing had been performed and chamber measured test result is the worst case test result.

Trace Markers

Marker	Frequency (MHz)	Meter Reading (dBuV)	Det	Loop Antenna (dB/m)	Cables (dB)	Dist Corr 300m	Corrected Reading (dBuVolts)	Peak Limit (dBuV/m)	Margin (dB)	Avg Limit (dBuV/m)	Margin (dB)	Peak Limit (dBuV/m)	Margin (dB)	Avg Limit (dBuV/m)	Margin (dB)	Azimuth (Degs)
5	.02024	49.37	Pk	14.5	0	-80	-16.13	61.46	-77.59	41.46	-57.59	-	-	-	-	0-360
1	.08091	40.39	Pk	14.1	0	-80	-25.51	49.42	-74.93	29.42	-54.93	-	-	-	-	0-360
2	.13196	36.58	Pk	13.8	.1	-80	-29.52	-	-	-	-	45.22	-74.74	25.22	-54.74	0-360
6	.132	34.67	Pk	13.8	.1	-80	-31.43	-	-	-	-	45.21	-76.64	25.21	-56.64	0-360
7	.28019	43.06	Pk	13.7	.1	-80	-23.14	-	-	-	-	38.66	-61.8	18.66	-41.8	0-360
3	.33156	42.19	Pk	13.7	.1	-80	-24.01	-	-	-	-	37.2	-61.21	17.2	-41.21	0-360

Pk - Peak detector

Marker	Frequency (MHz)	Meter Reading (dBuV)	Det	Loop Antenna (dB/m)	Cbl (dB)	Dist Corr 30m	Corrected Reading (dBuVolts)	QP Limit (dBuV/m)	Margin (dB)	Azimuth (Degs)
8	1.17085	32.33	Pk	14.2	.2	-40	6.73	26.26	-19.53	0-360
4	1.17142	30.57	Pk	14.2	.2	-40	4.97	26.25	-21.28	0-360

Pk - Peak detector

UL VERIFICATION SERVICES INC.
47173 Benicia Street, Fremont, CA 94538; USA TEL:(510) 771-1000FAX:(510) 661-0888
This report shall not be reproduced except in full, without the written approval of UL Verification Services Inc.

10.4. Worst Case Below 1 GHz

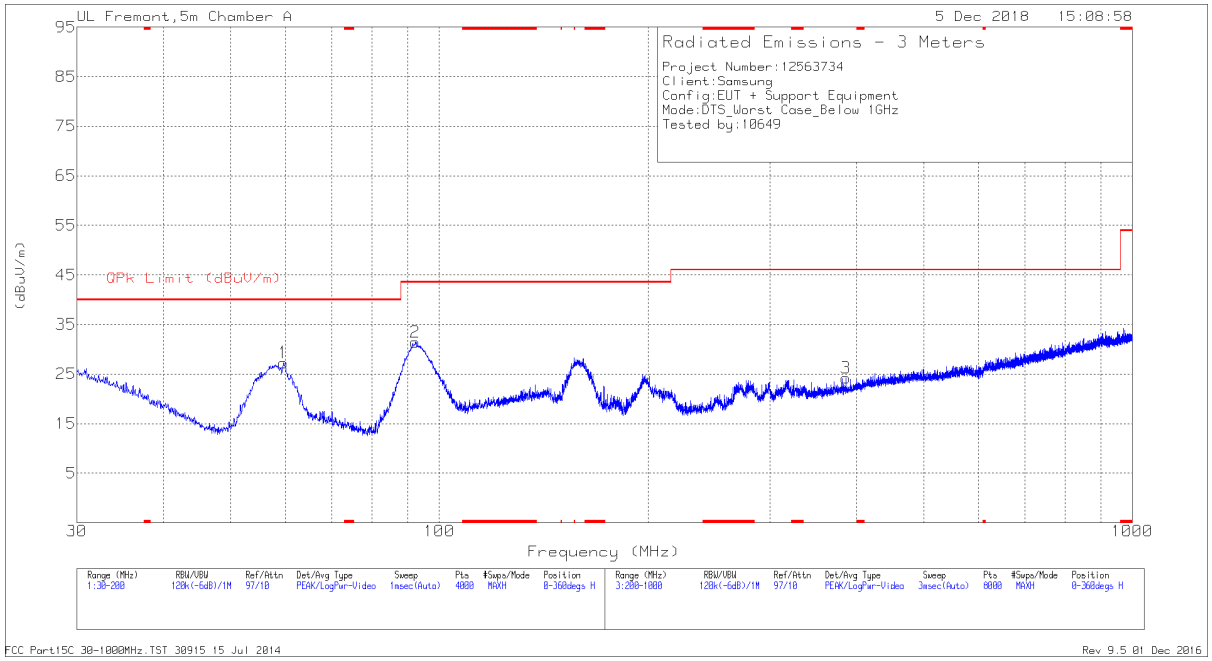

HORIZONTAL

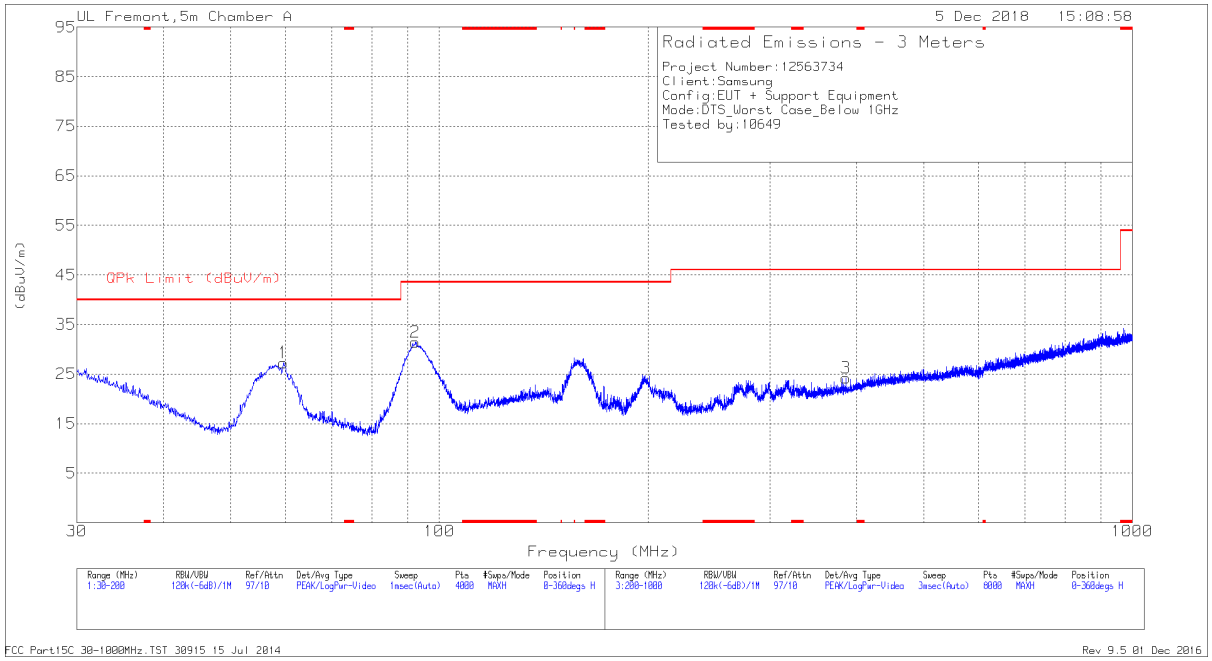

VERTICAL

UL VERIFICATION SERVICES INC.
47173 Benicia Street, Fremont, CA 94538; USA TEL:(510) 771-1000FAX:(510) 661-0888
This report shall not be reproduced except in full, without the written approval of UL Verification Services Inc.

Below 1GHz DATA

Trace Markers

Marker	Frequency (MHz)	Meter Reading (dBuV)	Det	AF T243 (dB/m)	Amp/Cbl (dB/m)	Corrected Reading (dBuV/m)	QPk Limit (dBuV/m)	Margin (dB)	Azimuth (Degs)	Height (cm)	Polarity
4	58.8225	49.03	Pk	11.5	-26.8	33.73	40	-6.27	0-360	100	V
	58.8902	40.31	Qp	11.5	-26.8	25.01	40	-14.99	16	106	V
1	59.6302	42.51	Pk	11.6	-26.8	27.31	40	-12.69	0-360	400	H
5	91.6835	50.13	Pk	12	-26.4	35.73	43.52	-7.79	0-360	100	V
2	92.4061	45.65	Pk	12.2	-26.4	31.45	43.52	-12.07	0-360	200	H
3	386.1242	29.79	Pk	19.1	-24.7	24.19	46.02	-21.83	0-360	101	H
6	571.8483	29.7	Pk	22.7	-24.8	27.6	46.02	-18.42	0-360	300	V

Pk - Peak detector
Qp - Quasi-Peak detector

UL VERIFICATION SERVICES INC.
47173 Benicia Street, Fremont, CA 94538; USA TEL:(510) 771-1000FAX:(510) 661-0888
This report shall not be reproduced except in full, without the written approval of UL Verification Services Inc.

10.5. Worst Case 18-26 GHz

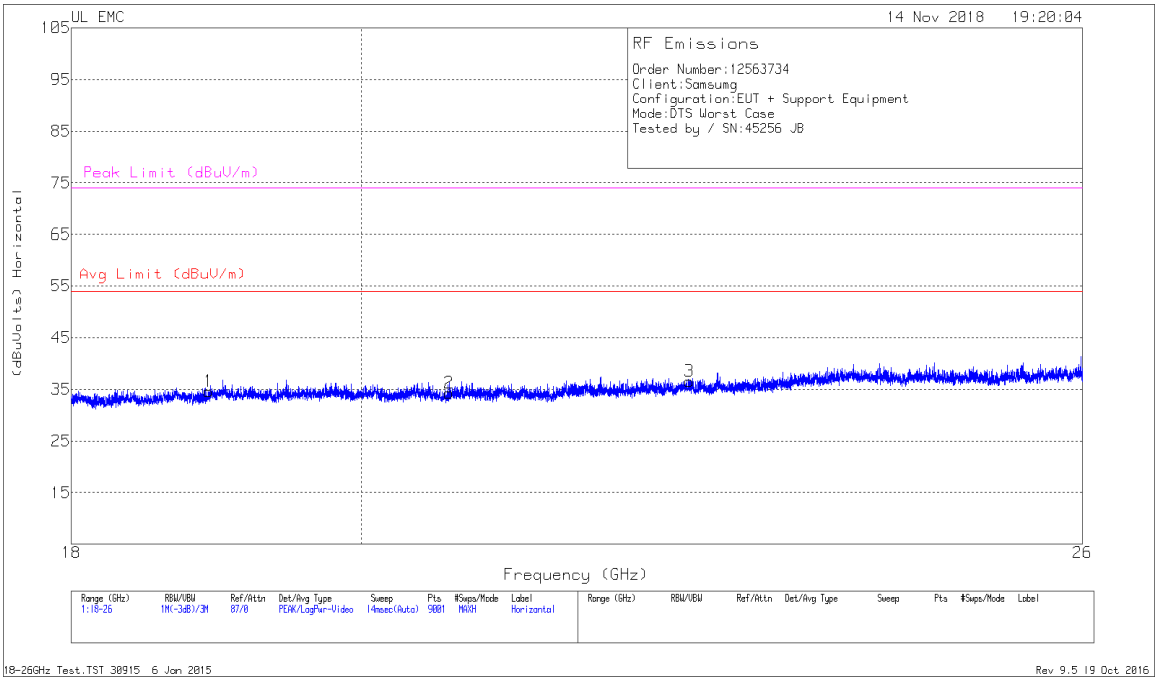

HORIZONTAL

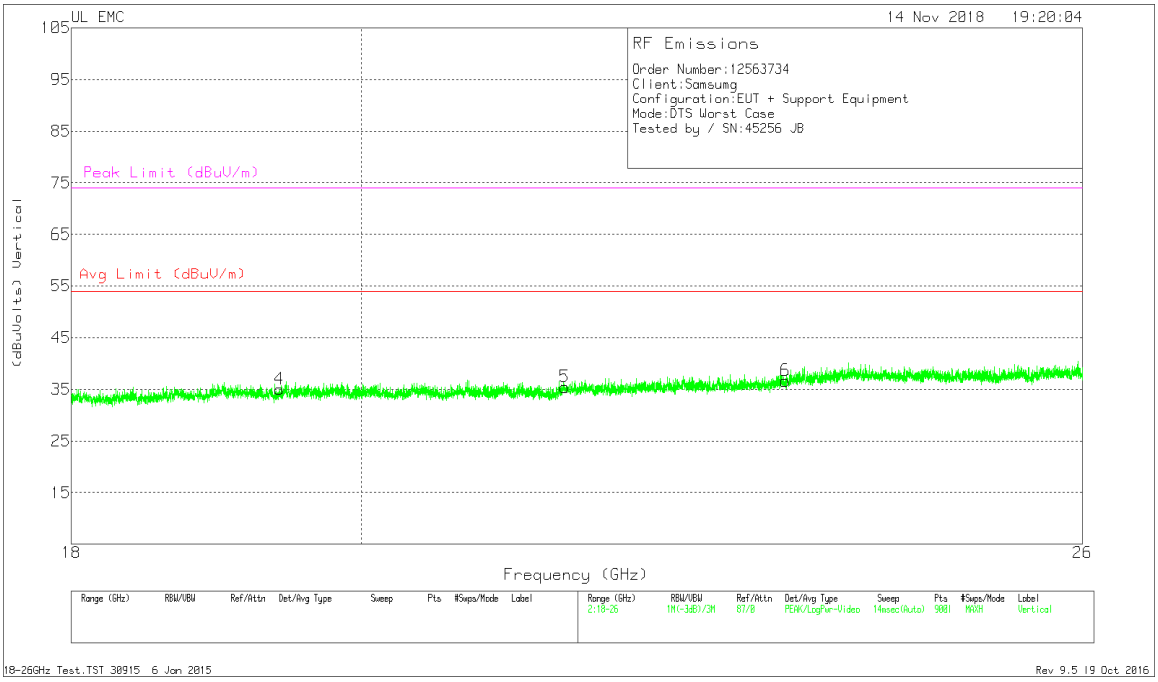

VERTICAL

UL VERIFICATION SERVICES INC.
47173 Benicia Street, Fremont, CA 94538; USA TEL:(510) 771-1000FAX:(510) 661-0888
This report shall not be reproduced except in full, without the written approval of UL Verification Services Inc.

18 – 26GHz DATA

Marker	Frequency (GHz)	Meter Reading (dBuV)	Det	T447 AF (dB/m)	Amp/Cbl (dB)	Dist Corr (dB)	Corrected Reading (dBuVolts)	Avg Limit (dBuV/m)	Margin (dB)	Peak Limit (dBuV/m)	PK Margin (dB)
1	18.92	36.96	Pk	32.5	-25.4	-9.5	34.56	54	-19.44	74	-39.44
2	20.648	36.19	Pk	33	-25.4	-9.5	34.29	54	-19.71	74	-39.71
3	22.535	37.73	Pk	33.5	-25.2	-9.5	36.53	54	-17.47	74	-37.47
4	19.416	36.72	Pk	32.8	-25	-9.5	35.02	54	-18.98	74	-38.98
5	21.538	37.01	Pk	33.1	-25.2	-9.5	35.41	54	-18.59	74	-38.59
6	23.335	37.15	Pk	33.8	-24.8	-9.5	36.65	54	-17.35	74	-37.35

UL VERIFICATION SERVICES INC.
47173 Benicia Street, Fremont, CA 94538; USA TEL:(510) 771-1000FAX:(510) 661-0888
This report shall not be reproduced except in full, without the written approval of UL Verification Services Inc.

11. AC POWER LINE CONDUCTED EMISSIONS

LIMITS

FCC §15.207 (a)

Frequency of Emission (MHz)	Conducted Limit (dBuV)	
	Quasi-peak	Average
0.15-0.5	66 to 56 *	56 to 46 *
0.5-5	56	46
5-30	60	50

* Decreases with the logarithm of the frequency.

TEST PROCEDURE

The EUT is placed on a non-conducting table 40 cm from the vertical ground plane and 80 cm above the horizontal ground plane. The EUT is configured in accordance with ANSI C63.10.

The receiver is set to a resolution bandwidth of 9 kHz. Peak detection is used unless otherwise noted as quasi-peak or average.

Line conducted data is recorded for both NEUTRAL and HOT lines.

RESULTS

UL VERIFICATION SERVICES INC.
47173 Benicia Street, Fremont, CA 94538; USA TEL:(510) 771-1000FAX:(510) 661-0888
This report shall not be reproduced except in full, without the written approval of UL Verification Services Inc.

11.1. AC Power Line Norm

LINE 1 RESULTS

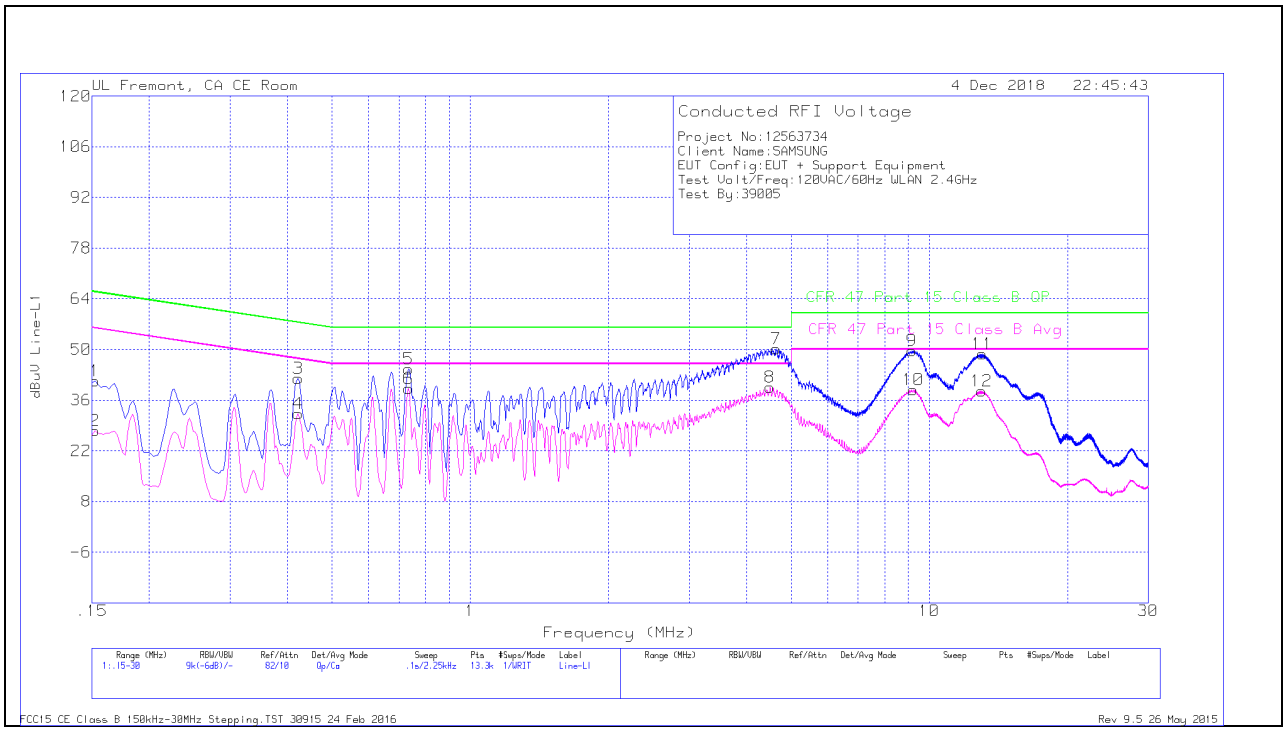

Range 1: Line-L1 .15 - 30MHz											
Marker	Frequency (MHz)	Meter Reading (dBuV)	Det	LISN L1	LC Cables C1&C3	Limiter (dB)	Corrected Reading dBuV	CFR 47 Part 15 Class B QP	QP Margin (dB)	CFR 47 Part 15 Class B Avg	Margin (dB)
1	.15225	31.08	Qp	.1	0	10.1	41.28	65.88	-24.6	-	-
2	.15225	17.32	Ca	.1	0	10.1	27.52	-	-	55.88	-28.36
3	.42225	31.88	Qp	0	0	10.1	41.98	57.4	-15.42	-	-
4	.42225	22.13	Ca	0	0	10.1	32.23	-	-	47.4	-15.17
5	.735	34.5	Qp	0	0	10.1	44.6	56	-11.4	-	-
6	.735	29.07	Ca	0	0	10.1	39.17	-	-	46	-6.83
7	4.63425	39.99	Qp	0	.1	10.1	50.19	56	-5.81	-	-
8	4.49925	29.43	Ca	0	.1	10.1	39.63	-	-	46	-6.37
9	9.177	39.22	Qp	0	.2	10.2	49.62	60	-10.38	-	-
10	9.21975	28.5	Ca	0	.2	10.2	38.9	-	-	50	-11.1
11	13.06163	38.24	Qp	.1	.2	10.2	48.74	60	-11.26	-	-
12	12.98738	27.95	Ca	.1	.2	10.2	38.45	-	-	50	-11.55

UL VERIFICATION SERVICES INC.
47173 Benicia Street, Fremont, CA 94538; USA TEL:(510) 771-1000FAX:(510) 661-0888
This report shall not be reproduced except in full, without the written approval of UL Verification Services Inc.

LINE 2 RESULTS

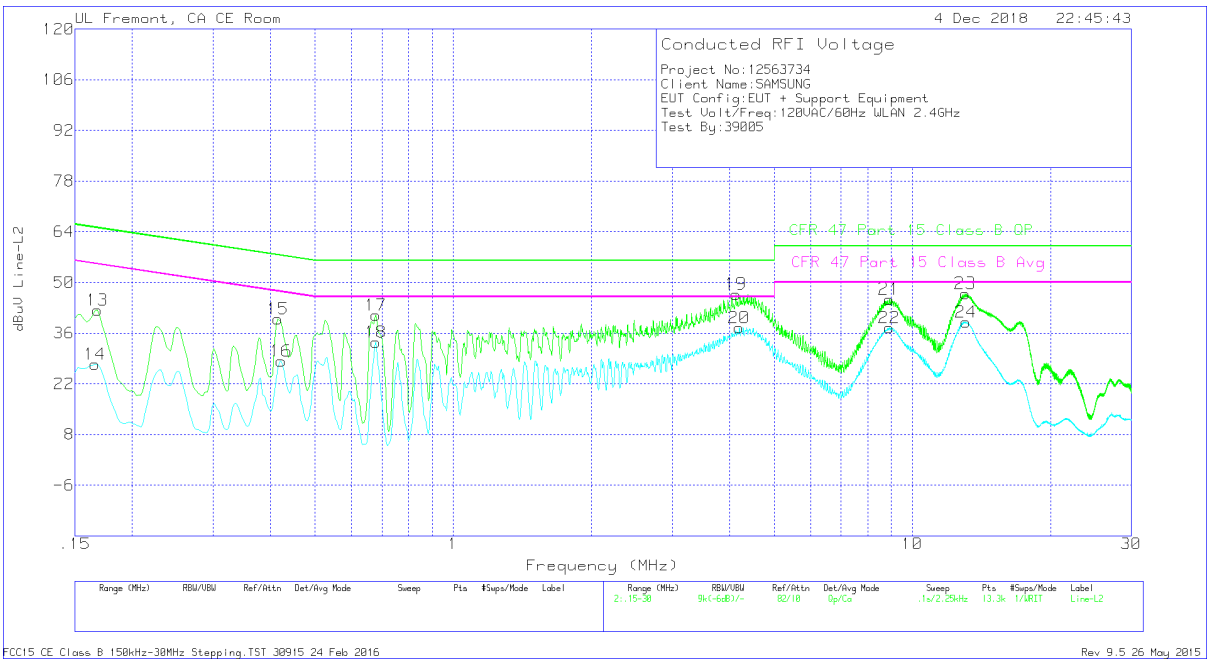

Range 2: Line-L2 .15 - 30MHz											
Marker	Frequency (MHz)	Meter Reading (dBuV)	Det	LISN L2	LC Cables C2&C3	Limiter (dB)	Corrected Reading dBuV	CFR 47 Part 15 Class B QP	QP Margin (dB)	CFR 47 Part 15 Class B Avg	Margin (dB)
13	.168	32.09	Qp	.1	0	10.1	42.29	65.06	-22.77	-	-
14	.16575	17.25	Ca	.1	0	10.1	27.45	-	-	55.17	-27.72
15	.4155	29.78	Qp	0	0	10.1	39.88	57.54	-17.66	-	-
16	.42225	18.21	Ca	0	0	10.1	28.31	-	-	47.4	-19.09
17	.67875	30.83	Qp	0	0	10.1	40.93	56	-15.07	-	-
18	.67875	23.35	Ca	0	0	10.1	33.45	-	-	46	-12.55
19	4.128	36.58	Qp	0	.1	10.1	46.78	56	-9.22	-	-
20	4.2	27.24	Ca	0	.1	10.1	37.44	-	-	46	-8.56
21	8.92275	34.99	Qp	0	.2	10.2	45.39	60	-14.61	-	-
22	8.92163	27.06	Ca	0	.2	10.2	37.46	-	-	50	-12.54
23	13.05375	36.45	Qp	.1	.2	10.2	46.95	60	-13.05	-	-
24	13.101	28.62	Ca	.1	.2	10.2	39.12	-	-	50	-10.88

UL VERIFICATION SERVICES INC.
47173 Benicia Street, Fremont, CA 94538; USA TEL:(510) 771-1000FAX:(510) 661-0888
This report shall not be reproduced except in full, without the written approval of UL Verification Services Inc.