HARMONICS AND SPURIOUS EMISSIONS

LOW CHANNEL RESULTS

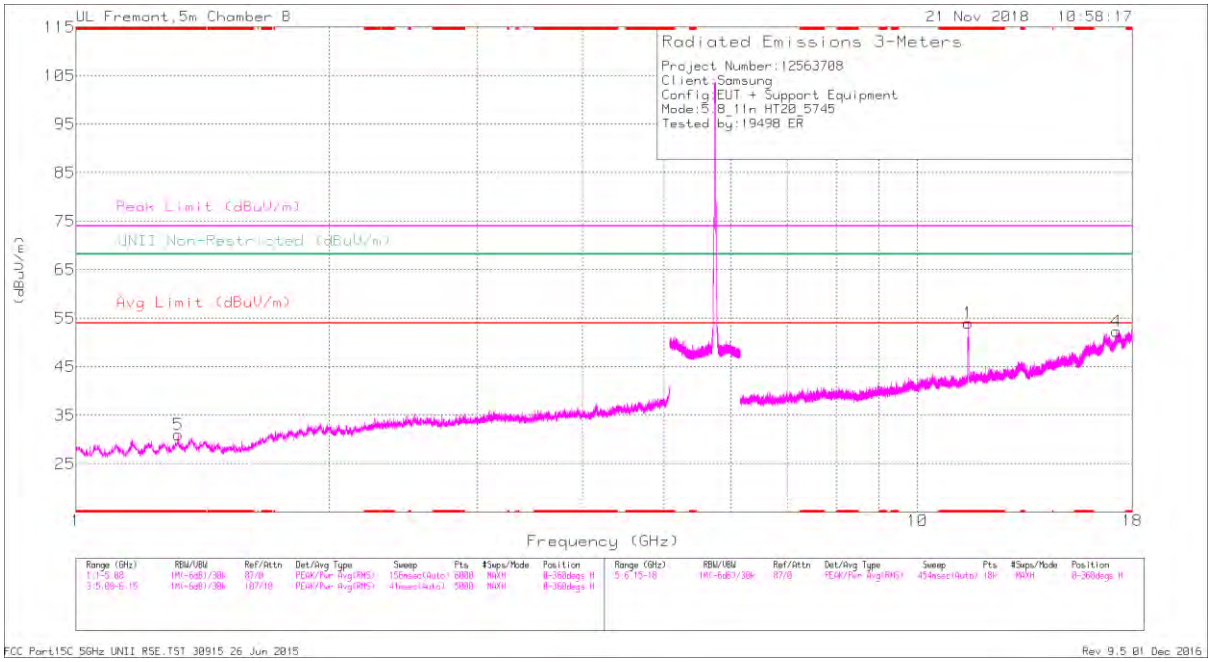

HORIZONTAL

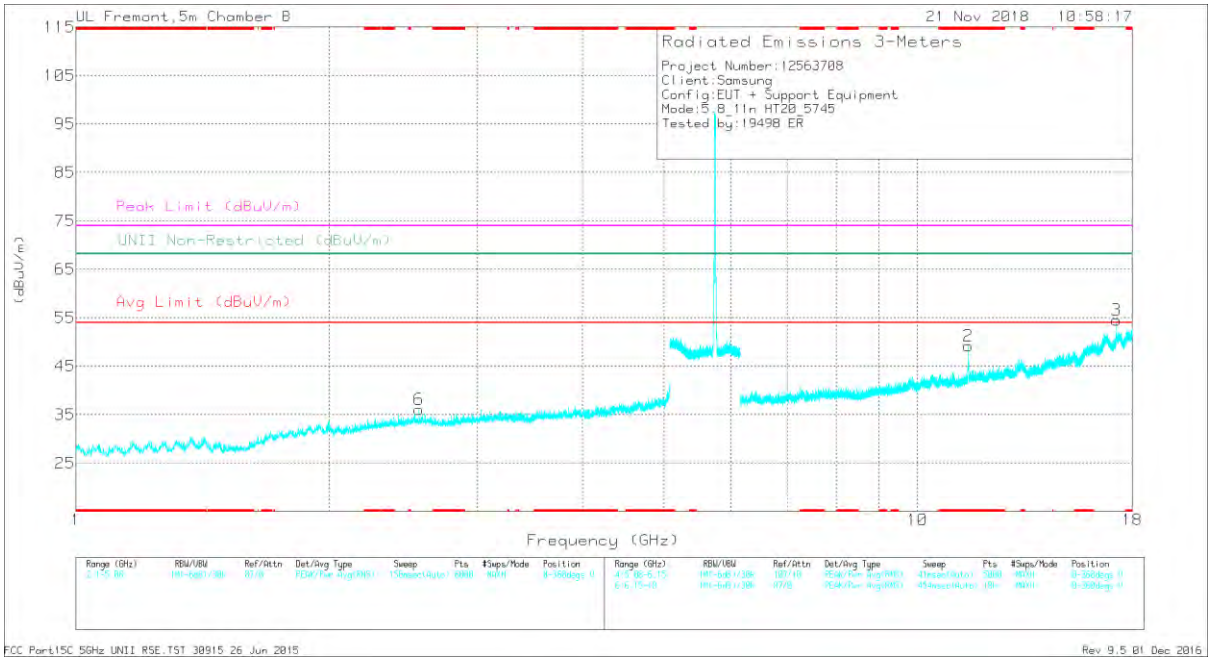

VERTICAL

UL VERIFICATION SERVICES INC.
47173 Benicia Street, Fremont, CA 94538; USA TEL:(510) 771-1000 FAX:(510) 661-0888
This report shall not be reproduced except in full, without the written approval of UL Verification Services Inc.

RADIATED EMISSIONS

Marker	Frequency (GHz)	Meter Reading (dBuV)	Det	AF T863 (dB/m)	Amp/Cbl/Fltr/Pad (dB)	DC Corr (dB)	Corrected Reading (dBuV/m)	Avg Limit (dBuV/m)	Margin (dB)	Peak Limit (dBuV/m)	PK Margin (dB)	UNII Non-Restricted (dBuV/m)	PK Margin (dB)	Azimuth (Degs)	Height (cm)	Polarity
5	* 1.321	42.38	PK-U	28.4	-33.9	0	36.88	-	-	74	-37.12	-	-	164	254	H
	* 1.321	30.43	ADR	28.4	-33.9	.3	25.23	54	-28.77	-	-	-	-	164	254	H
1	* 11.489	43.64	PK-U	38.4	-22.4	0	59.64	-	-	74	-14.36	-	-	89	112	H
	* 11.489	31.95	ADR	38.4	-22.4	.3	48.25	54	-5.75	-	-	-	-	89	112	H
2	* 11.494	40.46	PK-U	38.4	-22.4	0	56.46	-	-	74	-17.54	-	-	75	110	V
	* 11.489	27.7	ADR	38.4	-22.4	.3	44	54	-10	-	-	-	-	75	110	V
6	2.554	40.21	PK-U	32.7	-31.9	0	41.01	-	-	-	-	68.2	-27.19	223	151	V
3	17.237	35.53	PK-U	44.1	-18.2	0	61.43	-	-	-	-	68.2	-6.77	191	118	V
4	17.251	31.74	PK-U	44.3	-18.3	0	57.74	-	-	-	-	68.2	-10.46	98	112	H

* - indicates frequency in CFR47 Pt 15 / IC RSS-Restricted Band
PK-U - U-NII: Maximum Peak
ADR - U-NII AD primary method, RMS average

UL VERIFICATION SERVICES INC.
47173 Benicia Street, Fremont, CA 94538; USA TEL:(510) 771-1000 FAX:(510) 661-0888
This report shall not be reproduced except in full, without the written approval of UL Verification Services Inc.

MID CHANNEL RESULTS

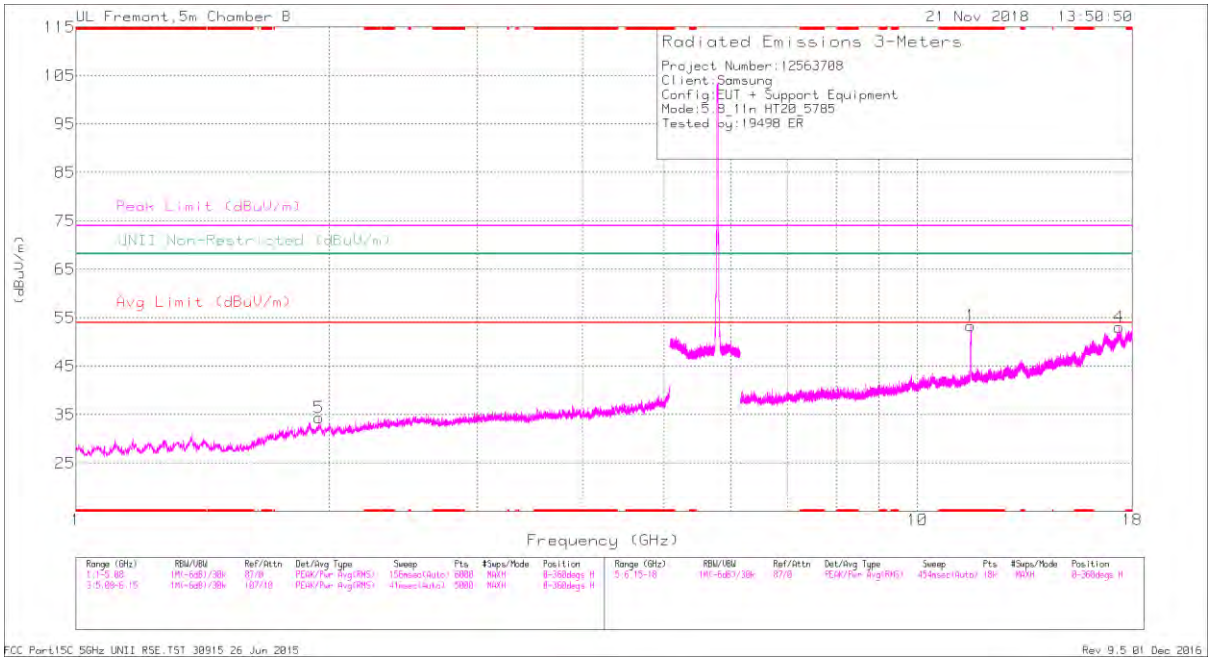

HORIZONTAL

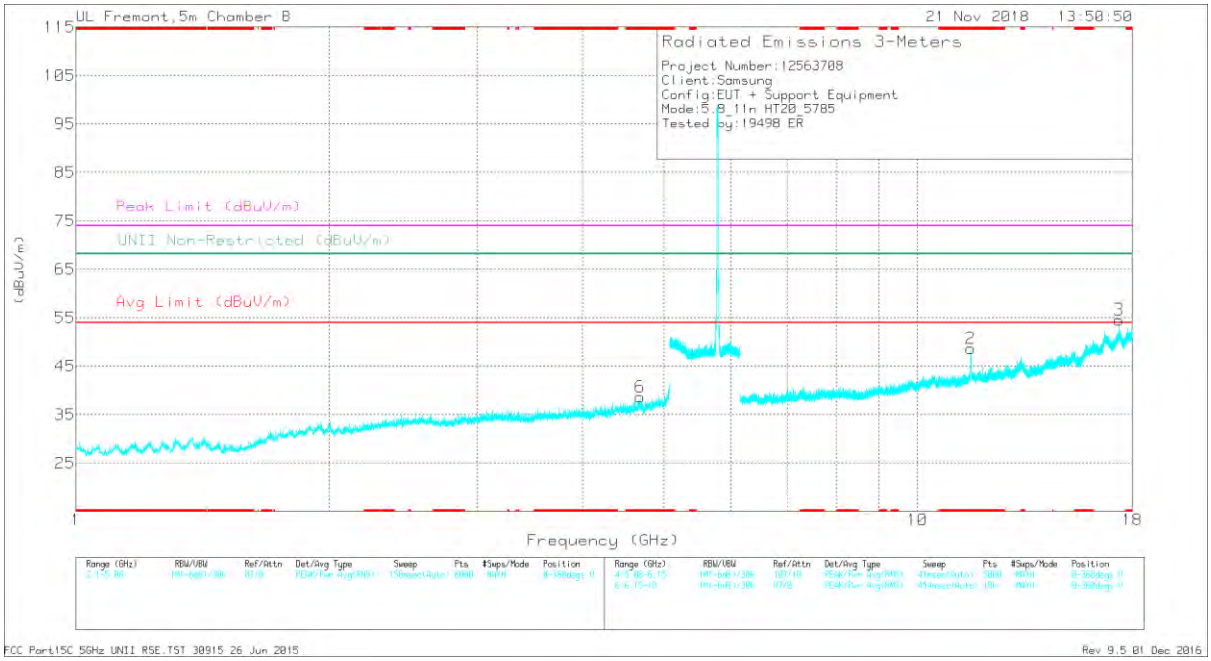

VERTICAL

UL VERIFICATION SERVICES INC.
47173 Benicia Street, Fremont, CA 94538; USA TEL:(510) 771-1000 FAX:(510) 661-0888
This report shall not be reproduced except in full, without the written approval of UL Verification Services Inc.

RADIATED EMISSIONS

Marker	Frequency (GHz)	Meter Reading (dBuV)	Det	AF T863 (dB/m)	Amp/Cbl/Fltr/Pad (dB)	DC Corr (dB)	Corrected Reading (dBuV/m)	Avg Limit (dBuV/m)	Margin (dB)	Peak Limit (dBuV/m)	PK Margin (dB)	UNII Non-Restricted (dBuV/m)	PK Margin (dB)	Azimuth (Degs)	Height (cm)	Polarity
6	* 4.684	37.87	PK-U	34.2	-28.9	0	43.17	-	-	74	-30.83	-	-	246	126	V
	* 4.681	27.27	ADR	34.1	-28.8	.3	32.87	54	-21.13	-	-	-	-	246	126	V
1	* 11.575	42.99	PK-U	38.6	-21.8	0	59.79	-	-	74	-14.21	-	-	84	118	H
	* 11.57	31.32	ADR	38.6	-21.9	.3	48.32	54	-5.68	-	-	-	-	84	118	H
2	* 11.572	38.71	PK-U	38.6	-21.8	0	55.51	-	-	74	-18.49	-	-	82	112	V
	* 11.57	26.16	ADR	38.6	-21.9	.3	43.16	54	-10.84	-	-	-	-	82	112	V
5	1.946	40.96	PK-U	31	-32.1	0	39.86	-	-	-	-	68.2	-28.34	88	182	H
3	17.362	35.17	PK-U	44.4	-18	0	61.57	-	-	-	-	68.2	-6.63	187	194	V
4	17.365	31.25	PK-U	44.4	-18	0	57.65	-	-	-	-	68.2	-10.55	2	158	H

* - indicates frequency in CFR47 Pt 15 / IC RSS-Restricted Band
PK-U - U-NII: Maximum Peak
ADR - U-NII AD primary method, RMS average

UL VERIFICATION SERVICES INC.
47173 Benicia Street, Fremont, CA 94538; USA TEL:(510) 771-1000 FAX:(510) 661-0888
This report shall not be reproduced except in full, without the written approval of UL Verification Services Inc.

HIGH CHANNEL RESULTS

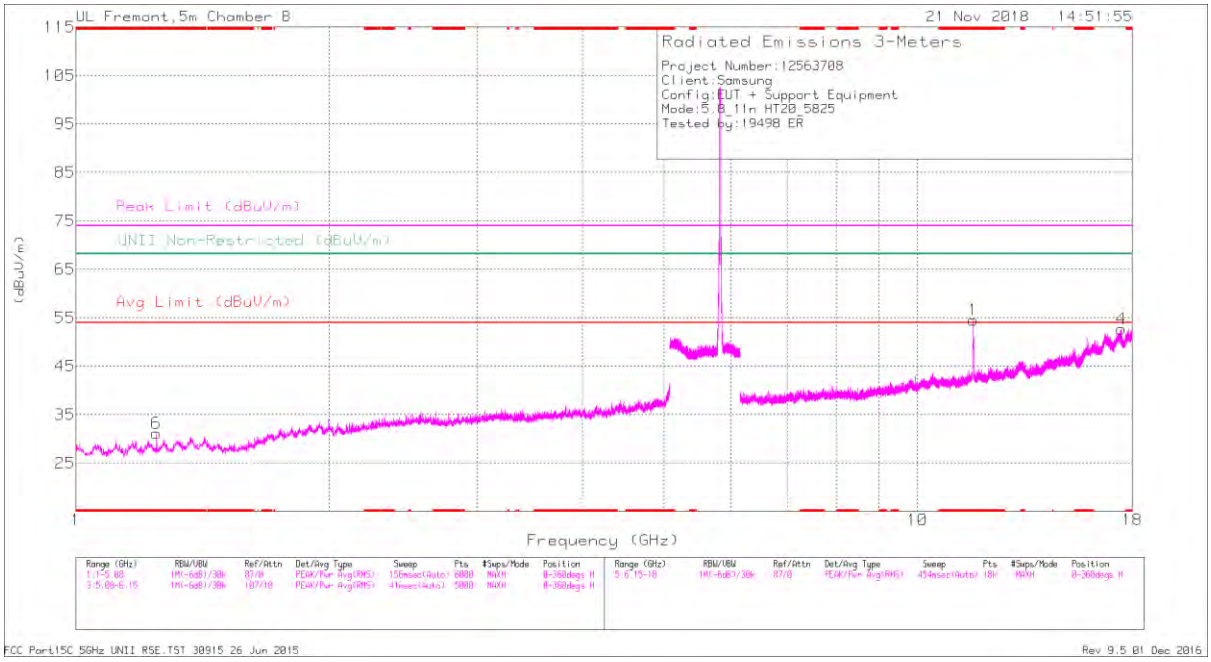

HORIZONTAL

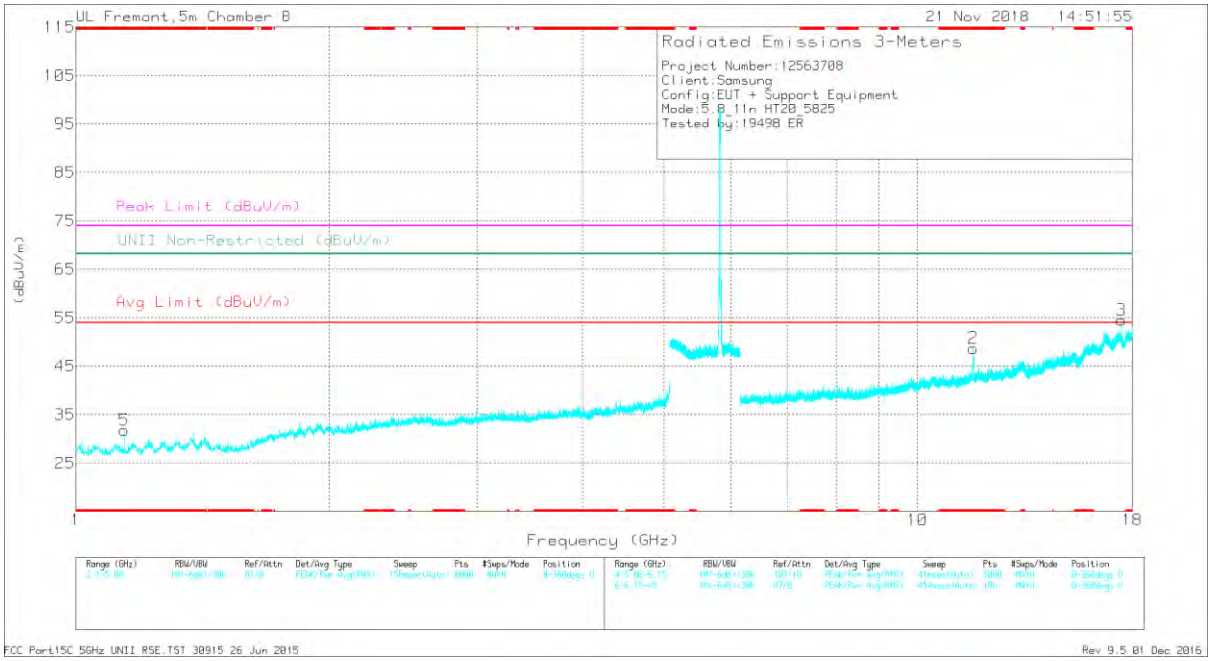

VERTICAL

UL VERIFICATION SERVICES INC.
47173 Benicia Street, Fremont, CA 94538; USA TEL:(510) 771-1000 FAX:(510) 661-0888

This report shall not be reproduced except in full, without the written approval of UL Verification Services Inc.

RADIATED EMISSIONS

Marker	Frequency (GHz)	Meter Reading (dBuV)	Det	AF T863 (dB/m)	Amp/Cbl/Fltr/Pad (dB)	DC Corr (dB)	Corrected Reading (dBuV/m)	Avg Limit (dBuV/m)	Margin (dB)	Peak Limit (dBuV/m)	PK Margin (dB)	UNII Non-Restricted (dBuV/m)	PK Margin (dB)	Azimuth (Degs)	Height (cm)	Polarity
6	* 1.245	40.94	PK-U	28.3	-34.3	0	34.94	-	-	74	-39.06	-	-	139	131	H
	* 1.245	29.44	ADR	28.3	-34.3	.3	23.74	54	-30.26	-	-	-	-	139	131	H
5	* 1.14	40.53	PK-U	27.6	-34	0	34.13	-	-	74	-39.87	-	-	256	221	V
	* 1.143	29.32	ADR	27.6	-34	.3	23.22	54	-30.78	-	-	-	-	256	221	V
1	* 11.65	44.09	PK-U	38.8	-21.7	0	61.19	-	-	74	-12.81	-	-	92	109	H
	* 11.65	31.8	ADR	38.8	-21.7	.3	49.2	54	-4.8	-	-	-	-	92	109	H
2	* 11.649	38.58	PK-U	38.8	-21.6	0	55.78	-	-	74	-18.22	-	-	197	223	V
	* 11.649	26.54	ADR	38.8	-21.6	.3	44.04	54	-9.96	-	-	-	-	197	223	V
3	17.472	34.23	PK-U	43.3	-17.4	0	60.13	-	-	-	-	68.2	-8.07	189	106	V
4	17.473	32.16	PK-U	43.3	-17.4	0	58.06	-	-	-	-	68.2	-10.14	183	111	H

* - indicates frequency in CFR47 Pt 15 / IC RSS-Restricted Band
PK-U - U-NII: Maximum Peak
ADR - U-NII AD primary method, RMS average

UL VERIFICATION SERVICES INC.
47173 Benicia Street, Fremont, CA 94538; USA TEL:(510) 771-1000 FAX:(510) 661-0888
This report shall not be reproduced except in full, without the written approval of UL Verification Services Inc.

9.1.24. TX ABOVE 1 GHz 802.11n HT40 MODE IN THE 5.8 GHz BAND

2TX Antenna 1 + Antenna 2 CDD MODE

BANDEDGE (LOW CHANNEL)

HORIZONTAL RESULT

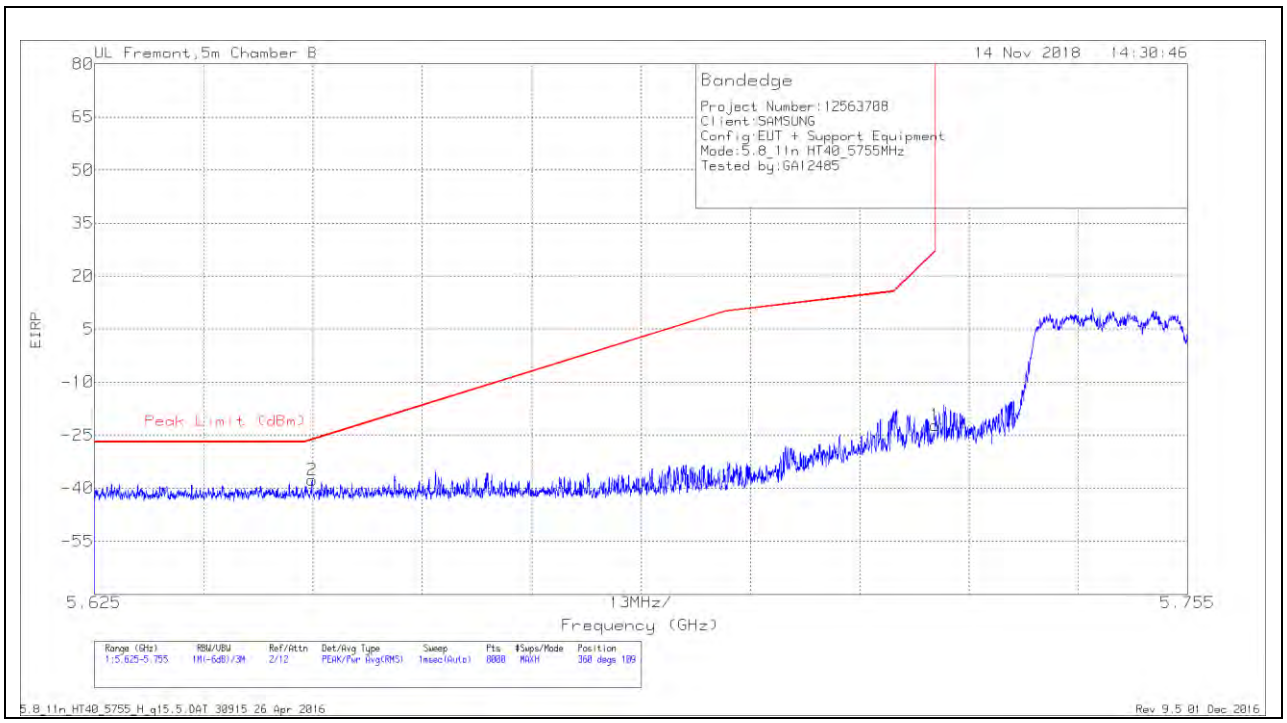

Trace Markers

Marker	Frequency (GHz)	Meter Reading (dBm)	Det	AF T863 (dB/m)	Amp/Cbl/Fltr/Pad (dB)	Conversion Factor (dB)	DC Corr (dB)	Corrected Reading EIRP	Peak Limit (dBm)	PK Margin (dB)	Azimuth (Degs)	Height (cm)	Polarity
2	5.651	-66.29	Pk	35.5	-18.6	11.8	0	-37.59	-26.34	-11.25	360	109	H
1	5.725	-50.51	Pk	35.5	-18.9	11.8	0	-22.11	27	-49.11	360	109	H

Pk - Peak detector

UL VERIFICATION SERVICES INC.
47173 Benicia Street, Fremont, CA 94538; USA TEL:(510) 771-1000 FAX:(510) 661-0888
This report shall not be reproduced except in full, without the written approval of UL Verification Services Inc.

VERTICAL RESULT

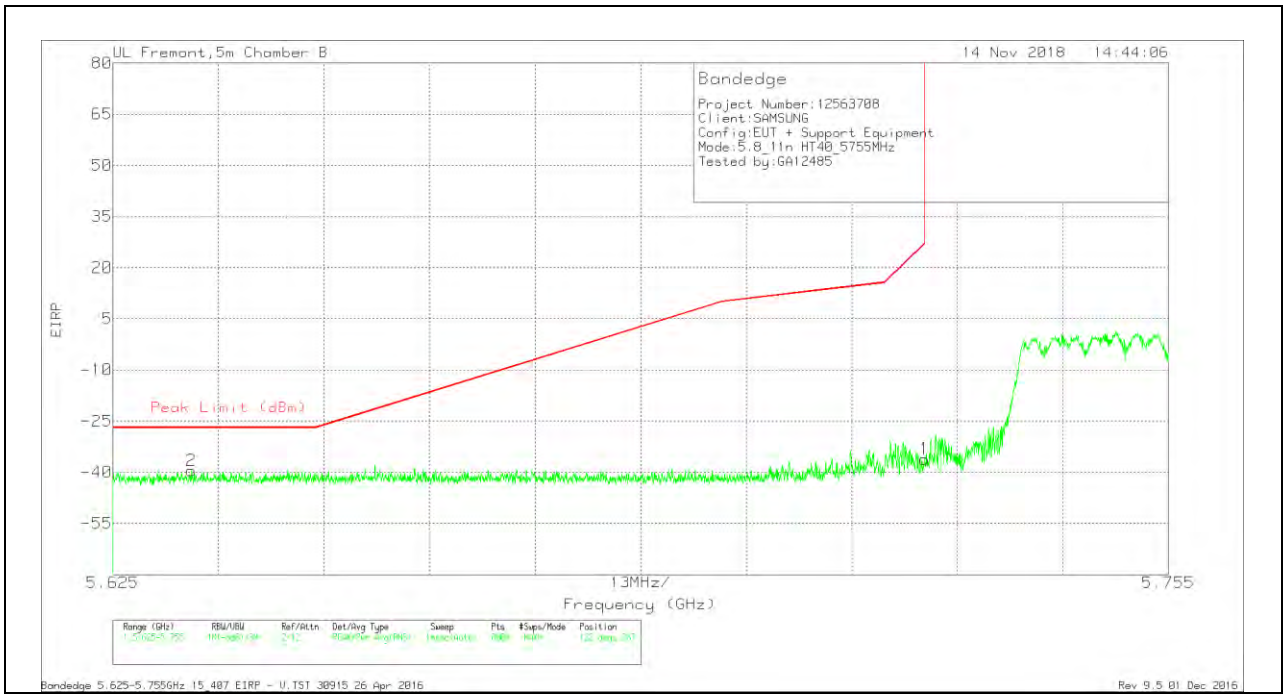

Trace Markers

Marker	Frequency (GHz)	Meter Reading (dBm)	Det	AF T863 (dB/m)	Amp/Cbl/Fltr/Pad (dB)	Conversion Factor (dB)	DC Corr (dB)	Corrected Reading EIRP	Peak Limit (dBm)	PK Margin (dB)	Azimuth (Degs)	Height (cm)	Polarity
2	5.635	-67.97	Pk	35.5	-18.8	11.8	0	-39.47	-27	-12.47	122	287	V
1	5.725	-64.5	Pk	35.5	-18.9	11.8	0	-36.1	27	-63.1	122	287	V

Pk - Peak detector

UL VERIFICATION SERVICES INC.
47173 Benicia Street, Fremont, CA 94538; USA TEL:(510) 771-1000 FAX:(510) 661-0888
This report shall not be reproduced except in full, without the written approval of UL Verification Services Inc.

BANDEDGE (HIGH CHANNEL)

HORIZONTAL RESULT

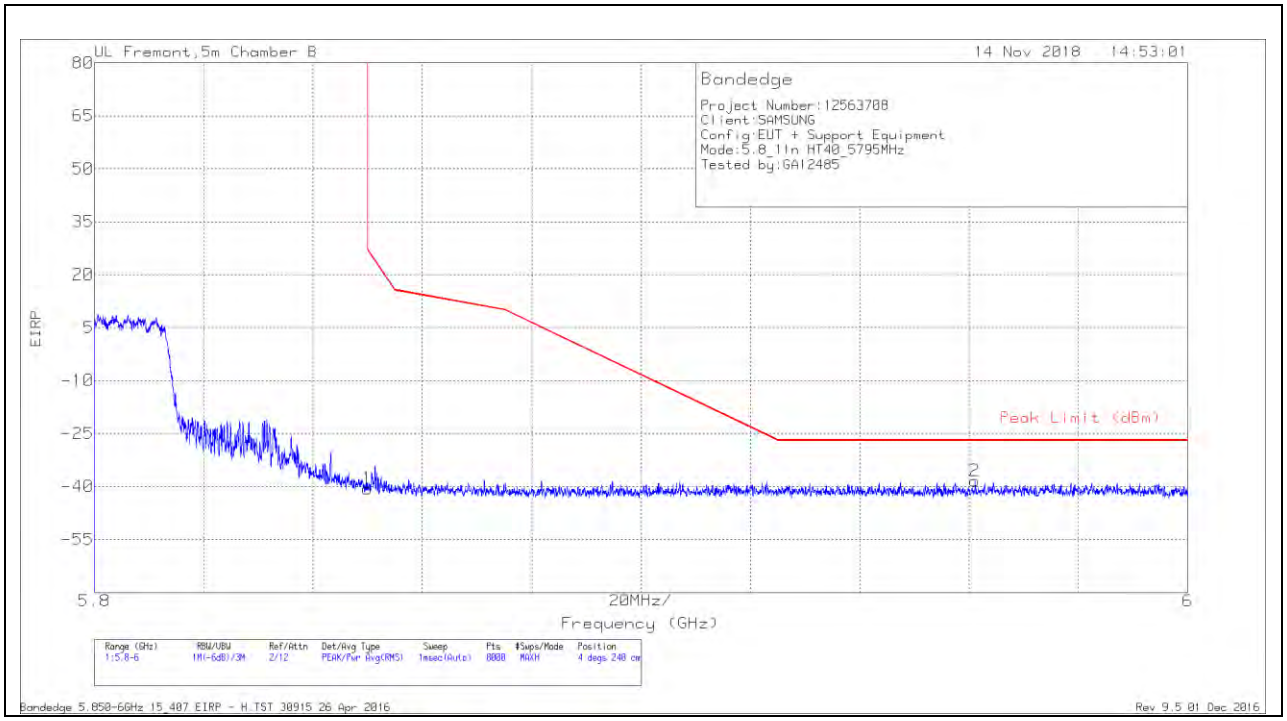

Trace Markers

Marker	Frequency (GHz)	Meter Reading (dBm)	Det	AF T863 (dB/m)	Amp/Cbl/Fltr/Pad (dB)	Conversion Factor (dB)	DC Corr (dB)	Corrected Reading EIRP	Peak Limit (dBm)	PK Margin (dB)	Azimuth (Degs)	Height (cm)	Polarity
1	5.85	-68.86	Pk	35.4	-18.9	11.8	0	-40.56	26.99	-67.55	4	240	H
2	5.961	-67.13	Pk	35.4	-18.5	11.8	0	-38.43	-27	-11.43	4	240	H

Pk - Peak detector

UL VERIFICATION SERVICES INC.
47173 Benicia Street, Fremont, CA 94538; USA TEL:(510) 771-1000 FAX:(510) 661-0888
This report shall not be reproduced except in full, without the written approval of UL Verification Services Inc.

VERTICAL RESULT

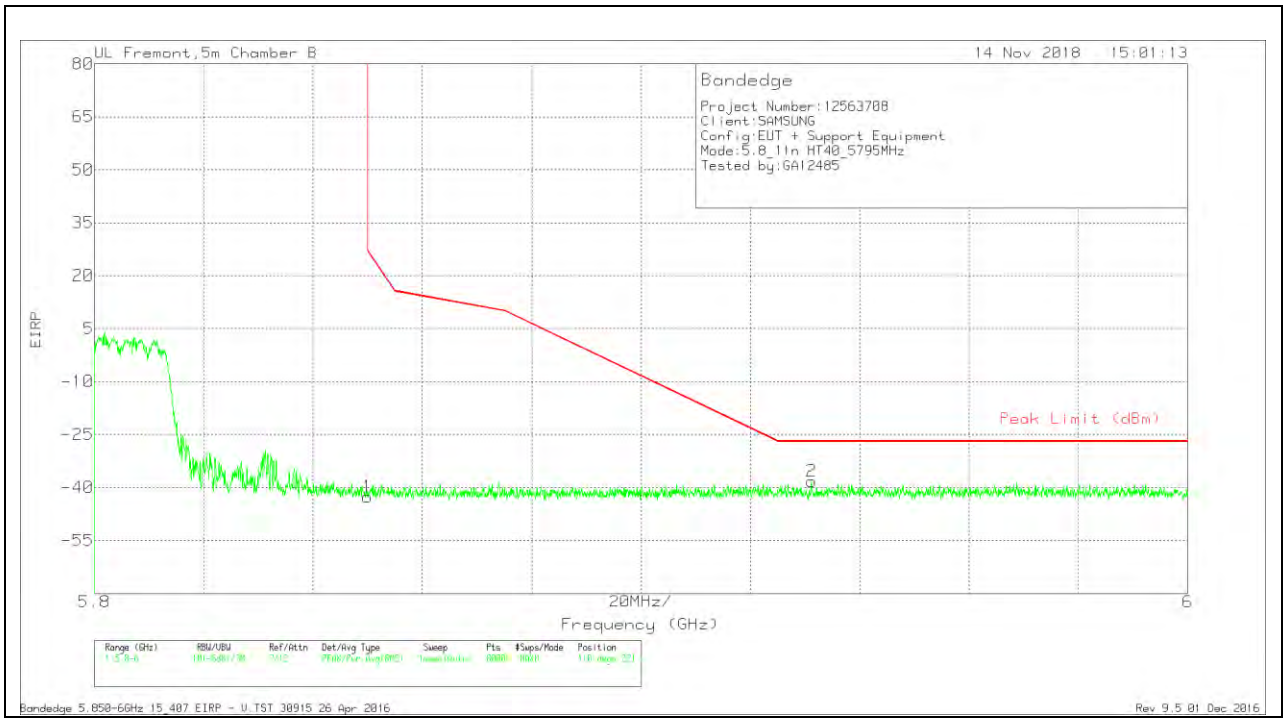

Trace Markers

Marker	Frequency (GHz)	Meter Reading (dBm)	Det	AF T863 (dB/m)	Amp/Cbl/Fltr/Pad (dB)	Conversion Factor (dB)	DC Corr (dB)	Corrected Reading EIRP	Peak Limit (dBm)	PK Margin (dB)	Azimuth (Degs)	Height (cm)	Polarity
1	5.85	-71	Pk	35.4	-18.9	11.8	0	-42.7	26.99	-69.69	110	221	V
2	5.931	-67.1	Pk	35.4	-18.4	11.8	0	-38.3	-27	-11.3	110	221	V

Pk - Peak detector

UL VERIFICATION SERVICES INC.
47173 Benicia Street, Fremont, CA 94538; USA TEL:(510) 771-1000 FAX:(510) 661-0888
This report shall not be reproduced except in full, without the written approval of UL Verification Services Inc.

HARMONICS AND SPURIOUS EMISSIONS

LOW CHANNEL RESULTS

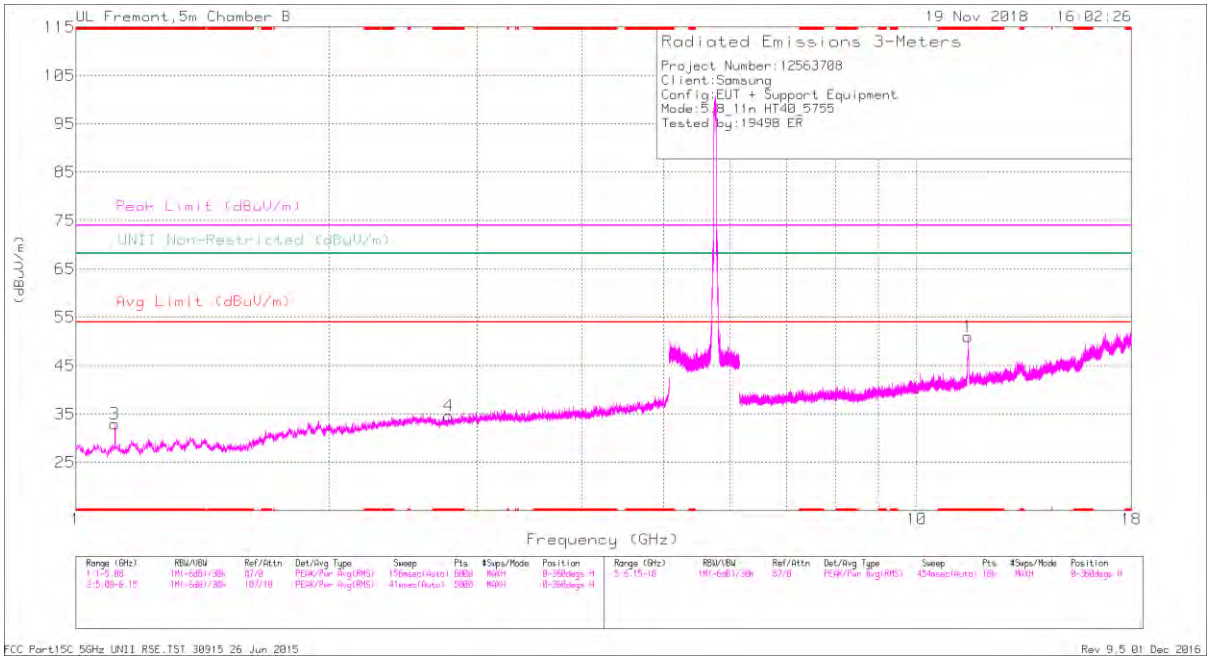

HORIZONTAL

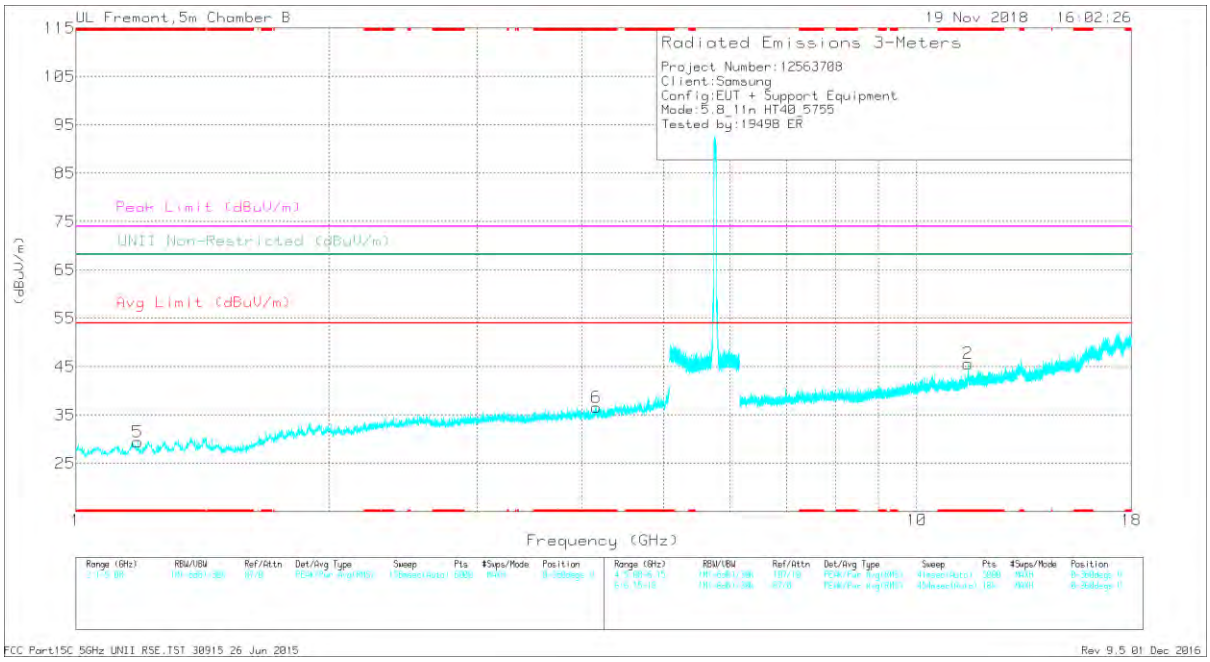

VERTICAL

UL VERIFICATION SERVICES INC.
47173 Benicia Street, Fremont, CA 94538; USA TEL:(510) 771-1000 FAX:(510) 661-0888
This report shall not be reproduced except in full, without the written approval of UL Verification Services Inc.

RADIATED EMISSIONS

Marker	Frequency (GHz)	Meter Reading (dBuV)	Det	AF T863 (dB/m)	Amp/Cbl/Fltr/Pad (dB)	DC Corr (dB)	Corrected Reading (dBuV/m)	Avg Limit (dBuV/m)	Margin (dB)	Peak Limit (dBuV/m)	PK Margin (dB)	UNII Non-Restricted (dBuV/m)	PK Margin (dB)	Azimuth (Degs)	Height (cm)	Polarity
4	* 2.775	40.82	PK-U	32.4	-32.3	0	40.92	-	-	74	-33.08	-	-	142	158	H
	* 2.776	28.86	ADR	32.4	-32.3	.61	29.57	54	-24.43	-	-	-	-	142	158	H
3	* 1.113	42.11	PK-U	27.4	-33.9	0	35.61	-	-	74	-38.39	-	-	105	216	H
	* 1.113	30.64	ADR	27.4	-33.9	.61	24.75	54	-29.25	-	-	-	-	105	216	H
6	* 4.157	38.38	PK-U	33.6	-29.1	0	42.88	-	-	74	-31.12	-	-	260	214	V
	* 4.157	27.04	ADR	33.6	-29.1	.61	32.15	54	-21.85	-	-	-	-	260	214	V
5	* 1.184	41.54	PK-U	28.1	-34.2	0	35.44	-	-	74	-38.56	-	-	199	186	V
	* 1.184	29.68	ADR	28.1	-34.2	.61	24.19	54	-29.81	-	-	-	-	199	186	V
1	* 11.509	39.2	PK-U	38.5	-22.4	0	55.3	-	-	74	-18.7	-	-	193	130	H
	* 11.509	27.06	ADR	38.5	-22.4	.61	43.77	54	-10.23	-	-	-	-	193	130	H
2	* 11.511	34.74	PK-U	38.5	-22.3	0	50.94	-	-	74	-23.06	-	-	197	150	V
	* 11.511	22.73	ADR	38.5	-22.3	.61	39.54	54	-14.46	-	-	-	-	197	150	V

* - indicates frequency in CFR47 Pt 15 / IC RSS-Restricted Band
PK-U - U-NII: Maximum Peak
ADR - U-NII AD primary method, RMS average

UL VERIFICATION SERVICES INC.
47173 Benicia Street, Fremont, CA 94538; USA TEL:(510) 771-1000 FAX:(510) 661-0888
This report shall not be reproduced except in full, without the written approval of UL Verification Services Inc.

HIGH CHANNEL RESULTS

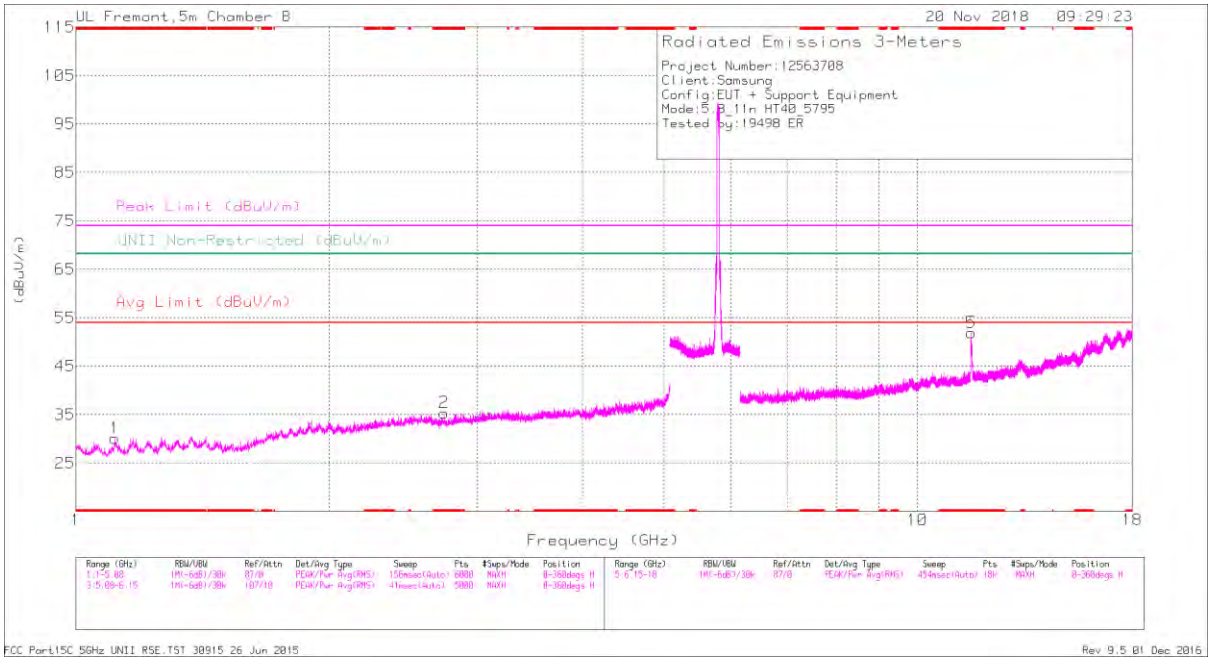

HORIZONTAL

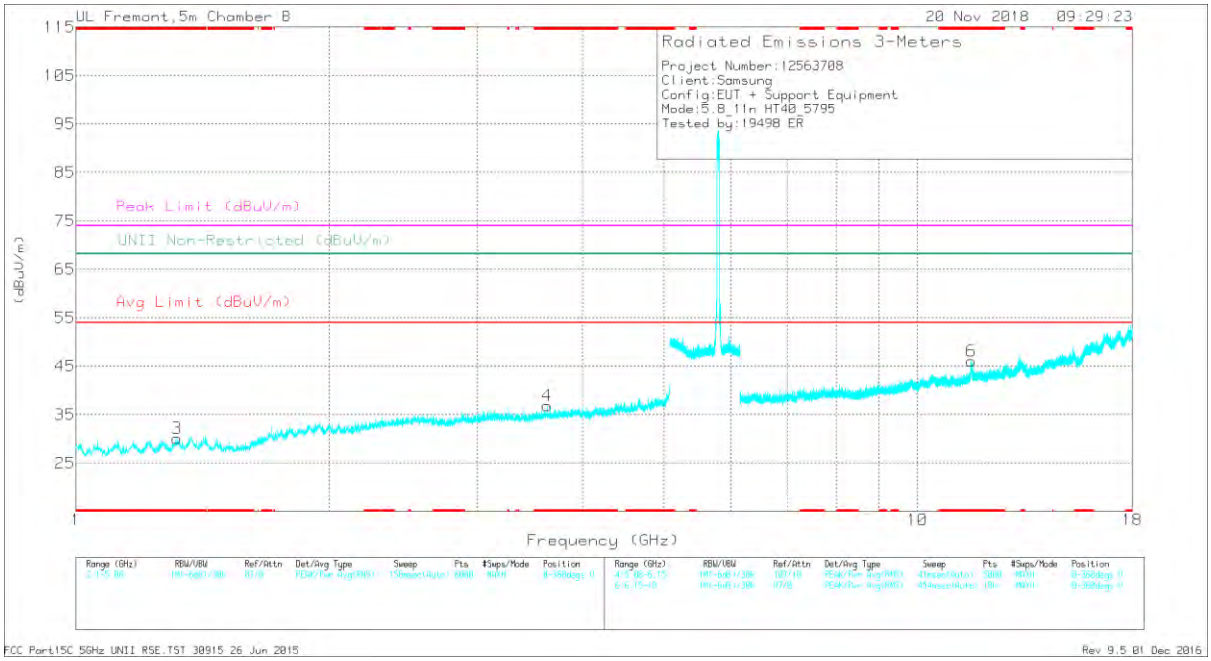

VERTICAL

UL VERIFICATION SERVICES INC.
47173 Benicia Street, Fremont, CA 94538; USA TEL:(510) 771-1000 FAX:(510) 661-0888
This report shall not be reproduced except in full, without the written approval of UL Verification Services Inc.

RADIATED EMISSIONS

Marker	Frequency (GHz)	Meter Reading (dBuV)	Det	AF T863 (dB/m)	Amp/Cbl/Fltr/Pad (dB)	DC Corr (dB)	Corrected Reading (dBuV/m)	Avg Limit (dBuV/m)	Margin (dB)	Peak Limit (dBuV/m)	PK Margin (dB)	UNII Non-Restricted (dBuV/m)	PK Margin (dB)	Azimuth (Degs)	Height (cm)	Polarity
2	* 2.739	40.86	PK-U	32.3	-32.1	0	41.06	-	-	74	-32.94	-	-	305	263	H
	* 2.739	29.21	ADR	32.3	-32.1	.61	30.02	54	-23.98	-	-	-	-	305	263	H
1	* 1.112	42.69	PK-U	27.3	-33.9	0	36.09	-	-	74	-37.91	-	-	86	120	H
	* 1.112	30.82	ADR	27.3	-33.9	.61	24.83	54	-29.17	-	-	-	-	86	120	H
4	* 3.629	39.65	PK-U	33.3	-31.1	0	41.85	-	-	74	-32.15	-	-	34	132	V
	* 3.63	28.6	ADR	33.3	-31.1	.61	31.41	54	-22.59	-	-	-	-	34	132	V
3	* 1.319	42.1	PK-U	28.4	-34	0	36.5	-	-	74	-37.5	-	-	189	177	V
	* 1.32	30.62	ADR	28.4	-33.9	.61	25.73	54	-28.27	-	-	-	-	189	177	V
5	* 11.587	40.89	PK-U	38.6	-21.7	0	57.79	-	-	74	-16.21	-	-	176	246	H
	* 11.589	28.66	ADR	38.6	-21.7	.61	46.17	54	-7.83	-	-	-	-	176	246	H
6	* 11.598	35.73	PK-U	38.6	-21.7	0	52.63	-	-	74	-21.37	-	-	79	112	V
	* 11.585	24.35	ADR	38.6	-21.8	.61	41.76	54	-12.24	-	-	-	-	79	112	V

* - indicates frequency in CFR47 Pt 15 / IC RSS-Restricted Band
PK-U - U-NII: Maximum Peak
ADR - U-NII AD primary method, RMS average

UL VERIFICATION SERVICES INC.
47173 Benicia Street, Fremont, CA 94538; USA TEL:(510) 771-1000 FAX:(510) 661-0888
This report shall not be reproduced except in full, without the written approval of UL Verification Services Inc.

9.1.25. TX ABOVE 1 GHz 802.11ac VHT80 MODE IN THE 5.8 GHz BAND

2TX Antenna 1 + Antenna 2 CDD MODE

BANDEDGE (CHANNEL 155 LOW EDGE)

HORIZONTAL RESULT

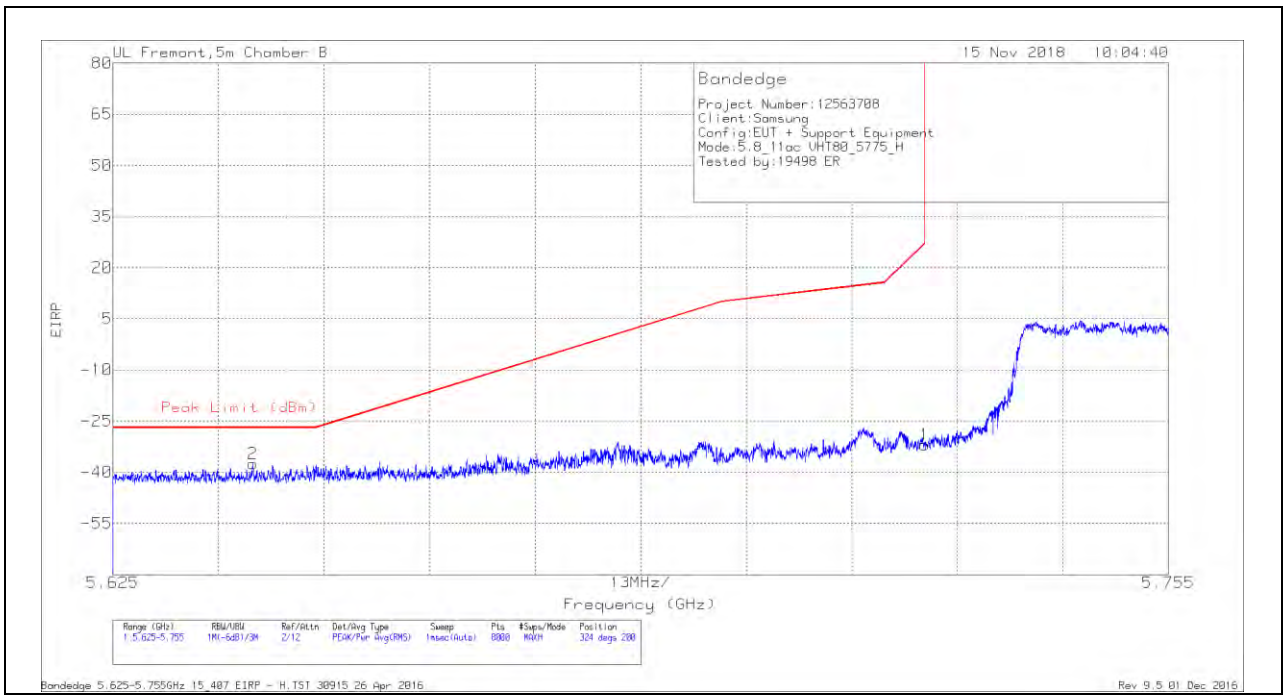

Trace Markers

Marker	Frequency (GHz)	Meter Reading (dBm)	Det	AF T863 (dB/m)	Amp/Cbl/Fltr/Pad (dB)	Conversion Factor (dB)	Corrected Reading EIRP	Peak Limit (dBm)	PK Margin (dB)	Azimuth (Degs)	Height (cm)	Polarity
2	5.642	-66	Pk	35.5	-18.8	11.8	-37.5	-27	-10.5	324	200	H
1	5.725	-60.29	Pk	35.5	-18.9	11.8	-31.89	27	-58.89	324	200	H

Pk - Peak detector

UL VERIFICATION SERVICES INC.
47173 Benicia Street, Fremont, CA 94538; USA TEL:(510) 771-1000 FAX:(510) 661-0888
This report shall not be reproduced except in full, without the written approval of UL Verification Services Inc.

VERTICAL RESULT

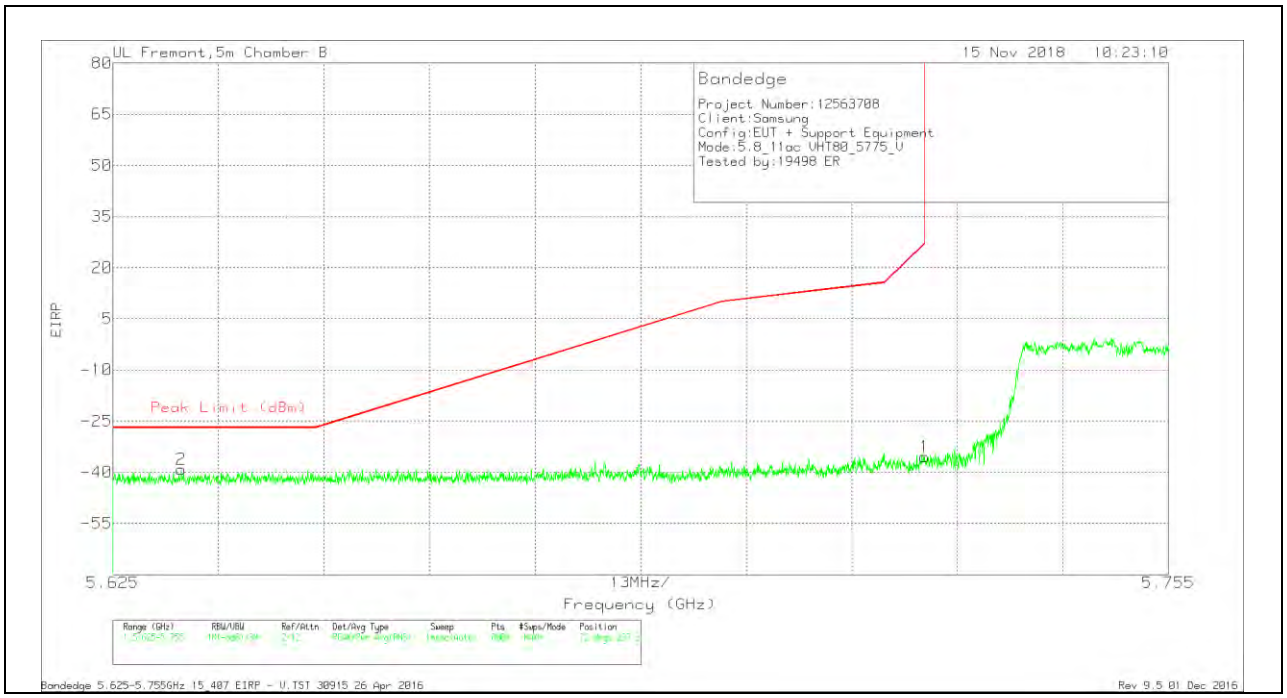

Trace Markers

Marker	Frequency (GHz)	Meter Reading (dBm)	Det	AF T863 (dB/m)	Amp/Cbl/Fltr/Pad (dB)	Conversion Factor (dB)	Corrected Reading EIRP	Peak Limit (dBm)	PK Margin (dB)	Azimuth (Degs)	Height (cm)	Polarity
2	5.633	-67.68	Pk	35.5	-18.8	11.8	-39.18	-27	-12.18	72	237	V
1	5.725	-63.92	Pk	35.5	-18.9	11.8	-35.52	27	-62.52	72	237	V

Pk - Peak detector

UL VERIFICATION SERVICES INC.
47173 Benicia Street, Fremont, CA 94538; USA TEL:(510) 771-1000 FAX:(510) 661-0888
This report shall not be reproduced except in full, without the written approval of UL Verification Services Inc.

BANDEDGE (CHANNEL 155 HIGH EDGE)

HORIZONTAL RESULT

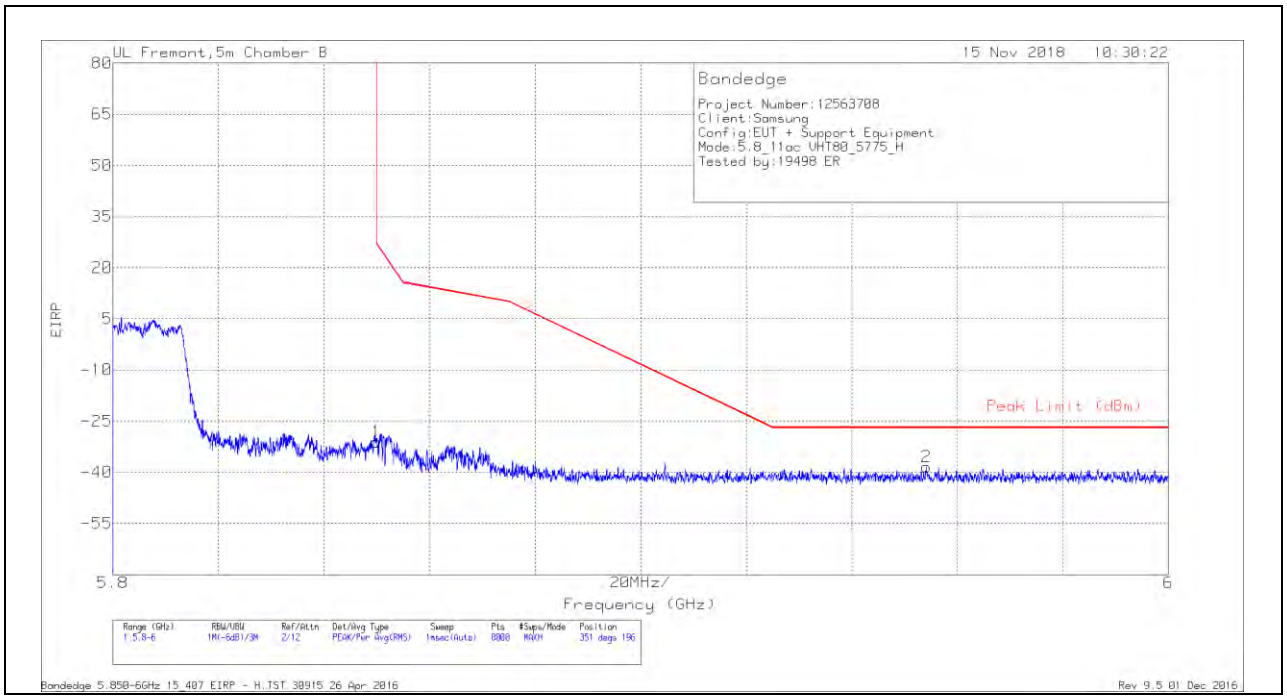

Trace Markers

Marker	Frequency (GHz)	Meter Reading (dBm)	Det	AF T863 (dB/m)	Amp/Cbl/Fltr/Pad (dB)	Conversion Factor (dB)	Corrected Reading EIRP	Peak Limit (dBm)	PK Margin (dB)	Azimuth (Degs)	Height (cm)	Polarity
1	5.85	-59.42	Pk	35.4	-18.9	11.8	-31.12	26.99	-58.11	351	196	H
2	5.954	-67.1	Pk	35.4	-18.5	11.8	-38.4	-27	-11.4	351	196	H

Pk - Peak detector

UL VERIFICATION SERVICES INC.
47173 Benicia Street, Fremont, CA 94538; USA TEL:(510) 771-1000 FAX:(510) 661-0888
This report shall not be reproduced except in full, without the written approval of UL Verification Services Inc.

VERTICAL RESULT

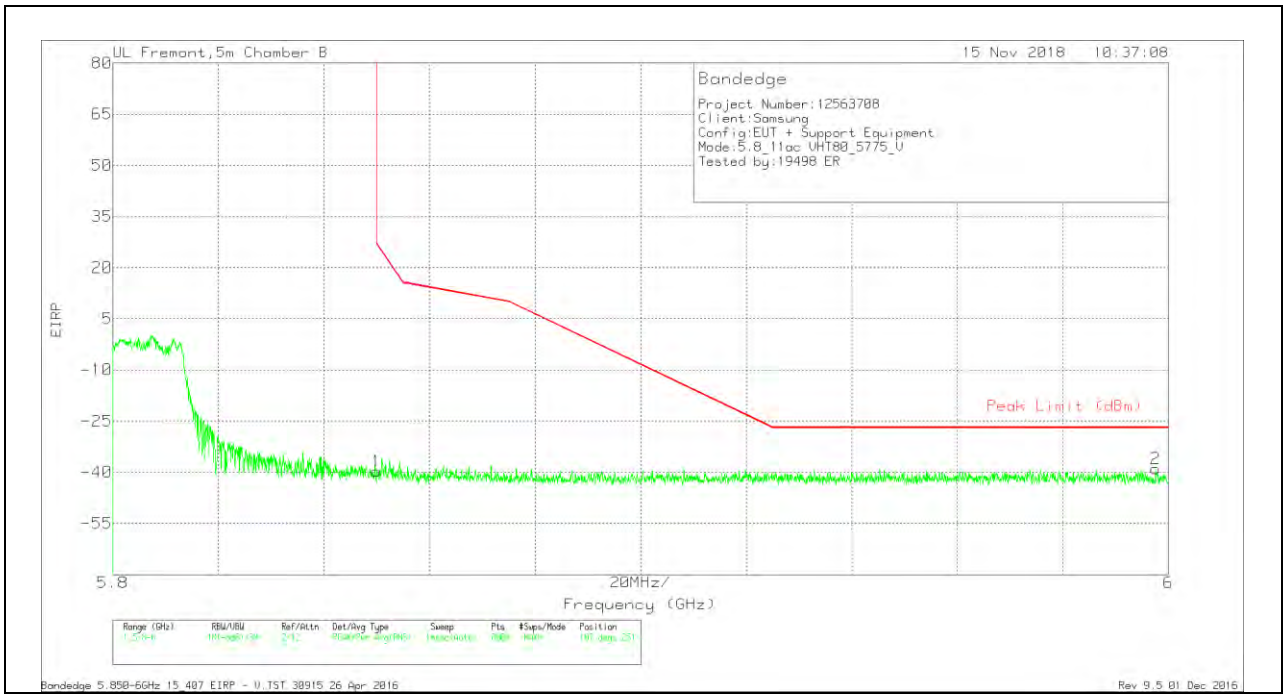

Trace Markers

Marker	Frequency (GHz)	Meter Reading (dBm)	Det	AF T863 (dB/m)	Amp/Cbl/Fltr/Pad (dB)	Conversion Factor (dB)	Corrected Reading EIRP	Peak Limit (dBm)	PK Margin (dB)	Azimuth (Degs)	Height (cm)	Polarity
1	5.85	-67.94	Pk	35.4	-18.9	11.8	-39.64	26.99	-66.63	107	251	V
2	5.998	-67.7	Pk	35.4	-18.4	11.8	-38.9	-27	-11.9	107	251	V

Pk - Peak detector

UL VERIFICATION SERVICES INC.
47173 Benicia Street, Fremont, CA 94538; USA TEL:(510) 771-1000 FAX:(510) 661-0888
This report shall not be reproduced except in full, without the written approval of UL Verification Services Inc.

HARMONICS AND SPURIOUS EMISSIONS

MID CHANNEL RESULTS

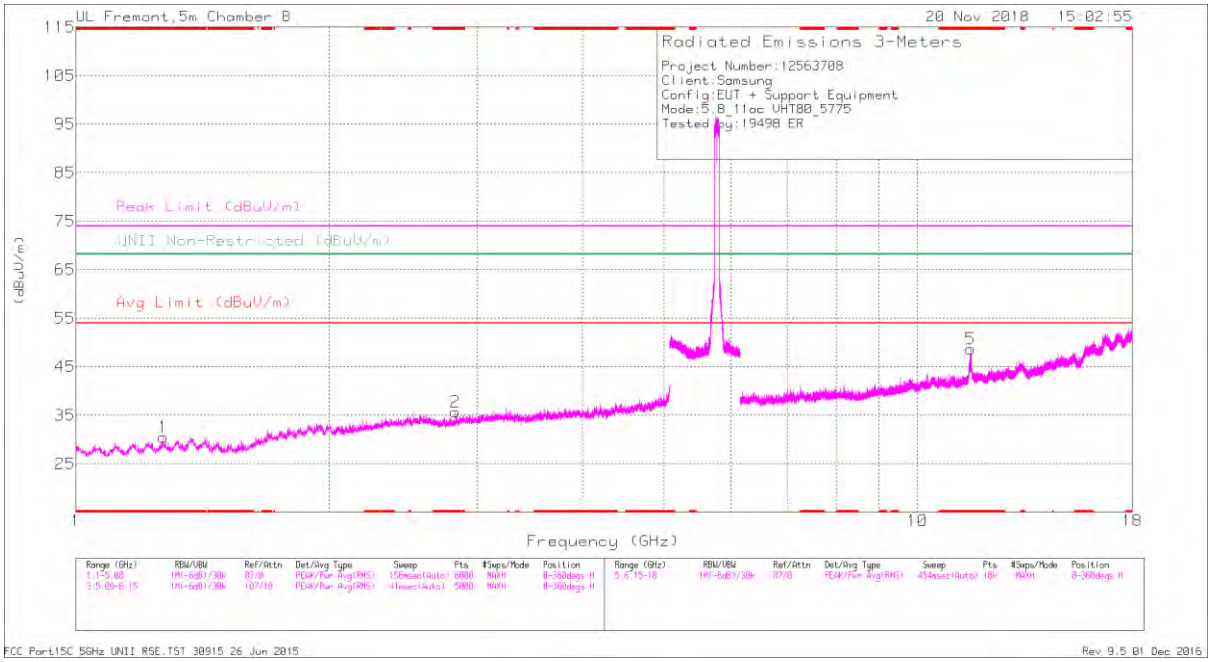

HORIZONTAL

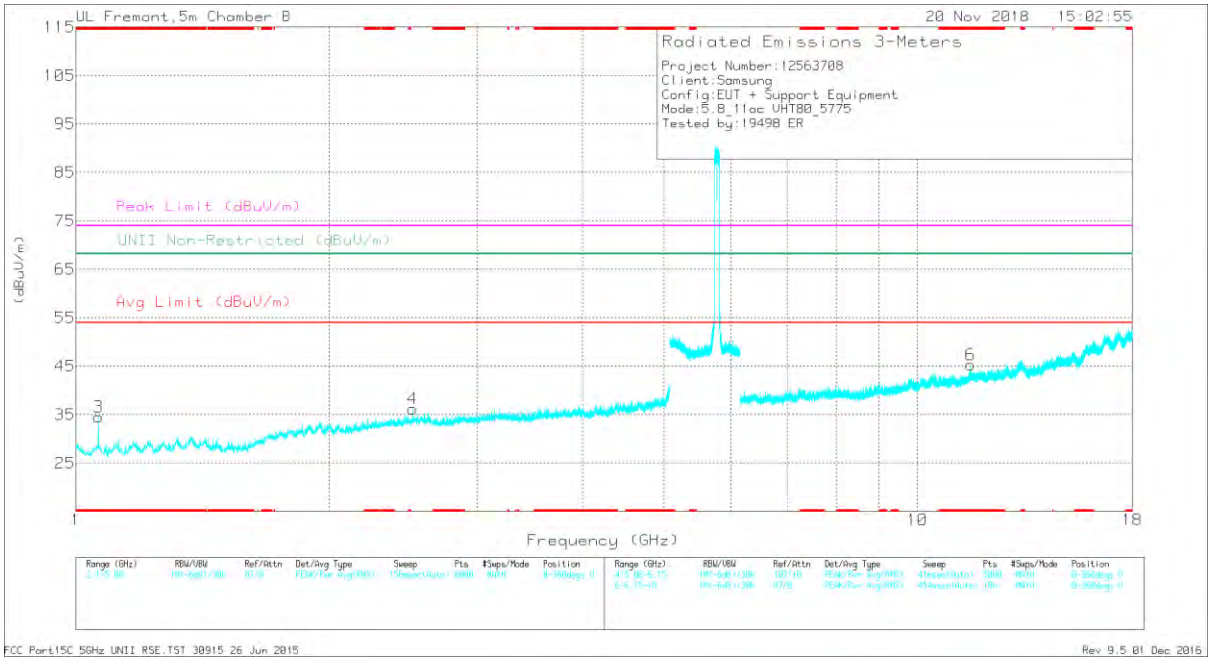

VERTICAL

UL VERIFICATION SERVICES INC.
47173 Benicia Street, Fremont, CA 94538; USA TEL:(510) 771-1000 FAX:(510) 661-0888
This report shall not be reproduced except in full, without the written approval of UL Verification Services Inc.

RADIATED EMISSIONS

Marker	Frequency (GHz)	Meter Reading (dBuV)	Det	AF T863 (dB/m)	Amp/Cbl/Fltr/Pad (dB)	DC Corr (dB)	Corrected Reading (dBuV/m)	Avg Limit (dBuV/m)	Margin (dB)	Peak Limit (dBuV/m)	PK Margin (dB)	UNII Non-Restricted (dBuV/m)	PK Margin (dB)	Azimuth (Degs)	Height (cm)	Polarity
1	* 1.268	42.36	PK-U	28.4	-34.3	0	36.46	-	-	74	-37.54	-	-	199	175	H
	* 1.27	30.77	ADR	28.4	-34.3	1.96	26.83	54	-27.17	-	-	-	-	199	175	H
2	* 2.822	40.89	PK-U	32.5	-32.1	0	41.29	-	-	74	-32.71	-	-	102	108	H
	* 2.822	28.91	ADR	32.5	-32.1	1.96	31.27	54	-22.73	-	-	-	-	102	108	H
3	* 1.063	42	PK-U	27.4	-34.1	0	35.3	-	-	74	-38.7	-	-	128	258	V
	* 1.063	30.7	ADR	27.4	-34.1	1.96	25.96	54	-28.04	-	-	-	-	128	258	V
5	* 11.567	38.72	PK-U	38.6	-22	0	55.32	-	-	74	-18.68	-	-	182	106	H
	* 11.559	26.03	ADR	38.6	-22	1.96	44.59	54	-9.41	-	-	-	-	182	106	H
6	* 11.565	34.58	PK-U	38.6	-22	0	51.18	-	-	74	-22.82	-	-	79	144	V
	* 11.565	22.56	ADR	38.6	-22	1.96	41.12	54	-12.88	-	-	-	-	79	144	V
4	2.515	40.95	PK-U	32.7	-31.8	0	41.85	-	-	-	-	68.2	-26.35	276	143	V

* - indicates frequency in CFR47 Pt 15 / IC RSS-Restricted Band
PK-U - U-NII: Maximum Peak
ADR - U-NII AD primary method, RMS average

UL VERIFICATION SERVICES INC.
47173 Benicia Street, Fremont, CA 94538; USA TEL:(510) 771-1000 FAX:(510) 661-0888
This report shall not be reproduced except in full, without the written approval of UL Verification Services Inc.

9.1.26. TX ABOVE 1 GHz 802.11ax HE20 MODE IN THE 5.8 GHz BAND

2TX Antenna 1 + Antenna 2 OFDMA MODE – 242-Tones, RU Index 61

BANDEDGE (LOW CHANNEL)

HORIZONTAL RESULT

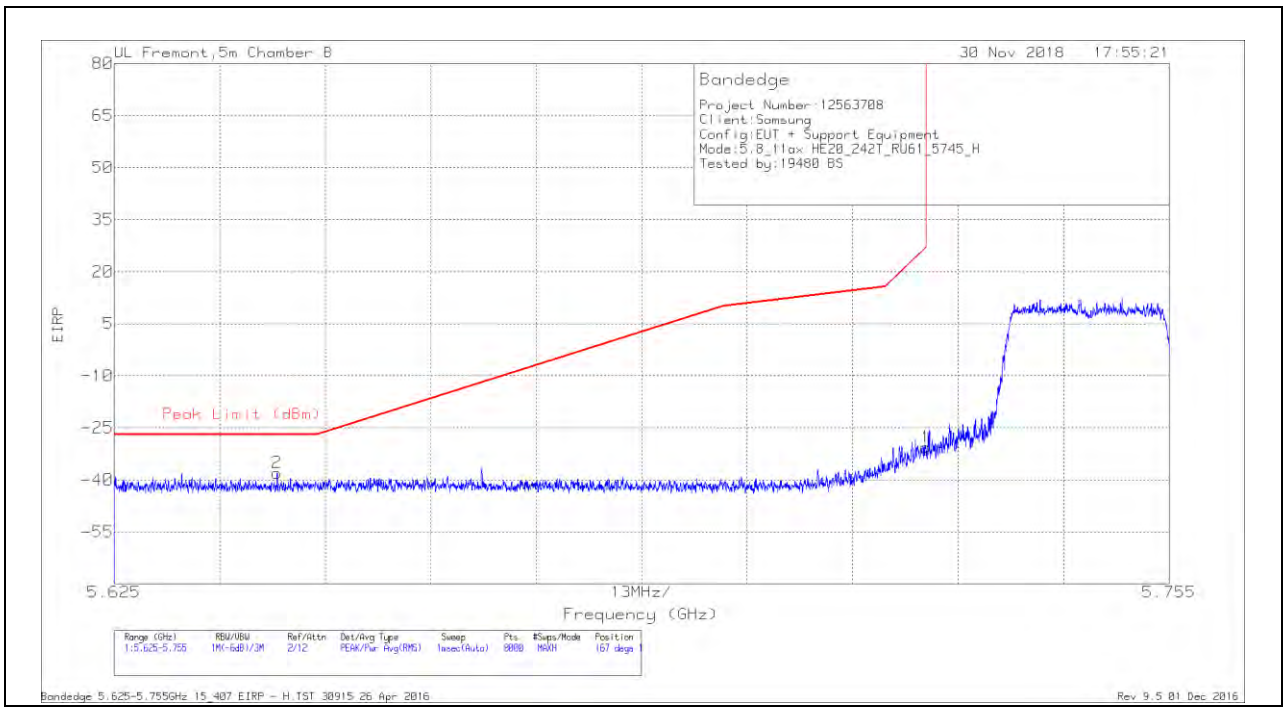

Trace Markers

Marker	Frequency (GHz)	Meter Reading (dBm)	Det	AF T863 (dB/m)	Amp/Cbl/Fltr/Pad (dB)	Conversion Factor (dB)	Corrected Reading EIRP	Peak Limit (dBm)	PK Margin (dB)	Azimuth (Degs)	Height (cm)	Polarity
2	5.645	-66.26	Pk	35.5	-19	11.8	-37.96	-27	-10.96	167	146	H
1	5.725	-59.05	Pk	35.5	-18.9	11.8	-30.65	27	-57.65	167	146	H

Pk - Peak detector

UL VERIFICATION SERVICES INC.
47173 Benicia Street, Fremont, CA 94538; USA TEL:(510) 771-1000 FAX:(510) 661-0888
This report shall not be reproduced except in full, without the written approval of UL Verification Services Inc.

VERTICAL RESULT

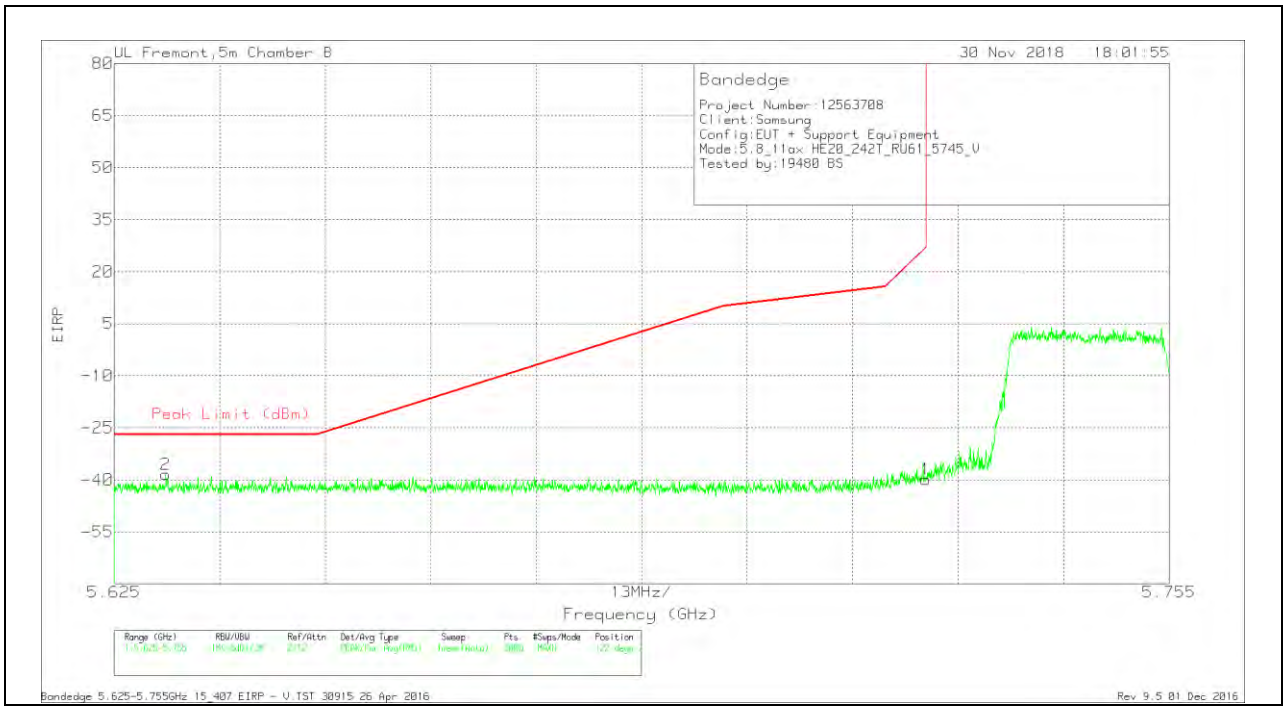

Trace Markers

Marker	Frequency (GHz)	Meter Reading (dBm)	Det	AF T863 (dB/m)	Amp/Cbl/Fltr/Pad (dB)	Conversion Factor (dB)	Corrected Reading EIRP	Peak Limit (dBm)	PK Margin (dB)	Azimuth (Degs)	Height (cm)	Polarity
2	5.631	-66.96	Pk	35.5	-18.8	11.8	-38.46	-27	-11.46	122	259	V
1	5.725	-68.28	Pk	35.5	-18.9	11.8	-39.88	27	-66.88	122	259	V

Pk - Peak detector

UL VERIFICATION SERVICES INC.
47173 Benicia Street, Fremont, CA 94538; USA TEL:(510) 771-1000 FAX:(510) 661-0888
This report shall not be reproduced except in full, without the written approval of UL Verification Services Inc.

BANDEDGE (HIGH CHANNEL)

HORIZONTAL RESULT

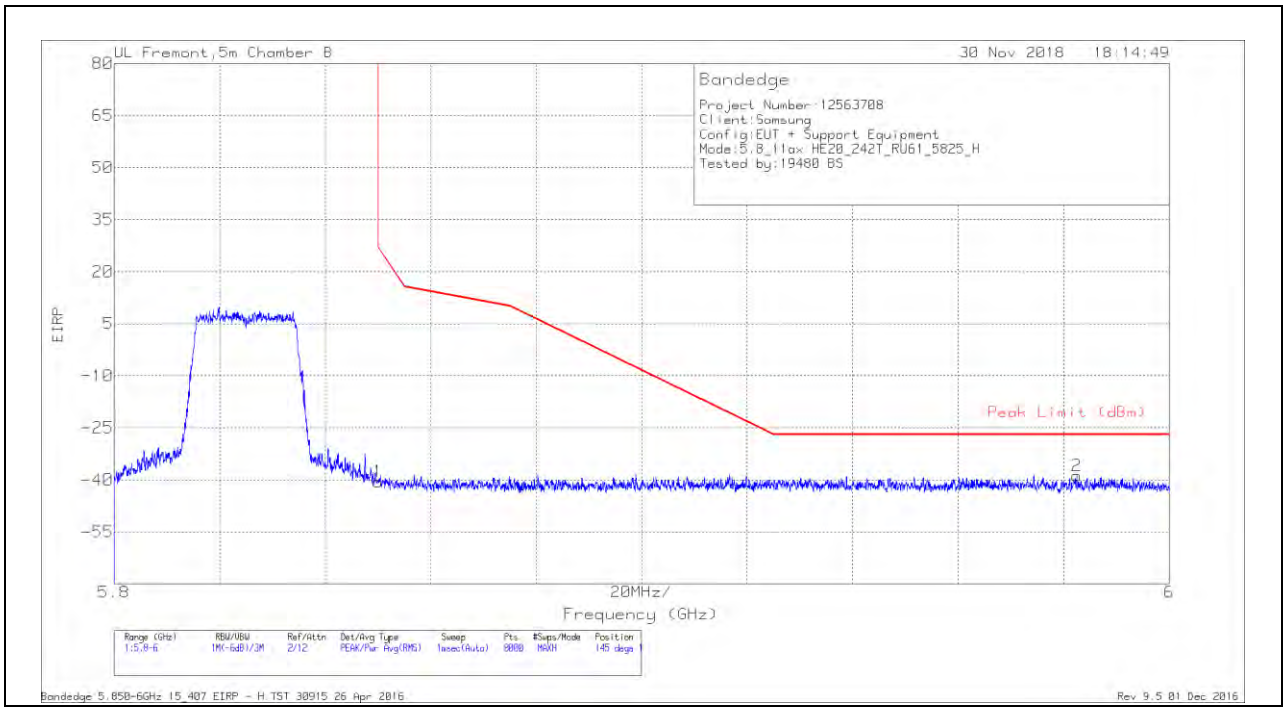

Trace Markers

Marker	Frequency (GHz)	Meter Reading (dBm)	Det	AF T863 (dB/m)	Amp/Cbl/Fltr/Pad (dB)	Conversion Factor (dB)	Corrected Reading EIRP	Peak Limit (dBm)	PK Margin (dB)	Azimuth (Degs)	Height (cm)	Polarity
1	5.85	-68.8	Pk	35.4	-18.9	11.8	-40.5	26.99	-67.49	145	124	H
2	5.982	-67.69	Pk	35.4	-18.3	11.8	-38.79	-27	-11.79	145	124	H

Pk - Peak detector

UL VERIFICATION SERVICES INC.
47173 Benicia Street, Fremont, CA 94538; USA TEL:(510) 771-1000 FAX:(510) 661-0888
This report shall not be reproduced except in full, without the written approval of UL Verification Services Inc.

VERTICAL RESULT

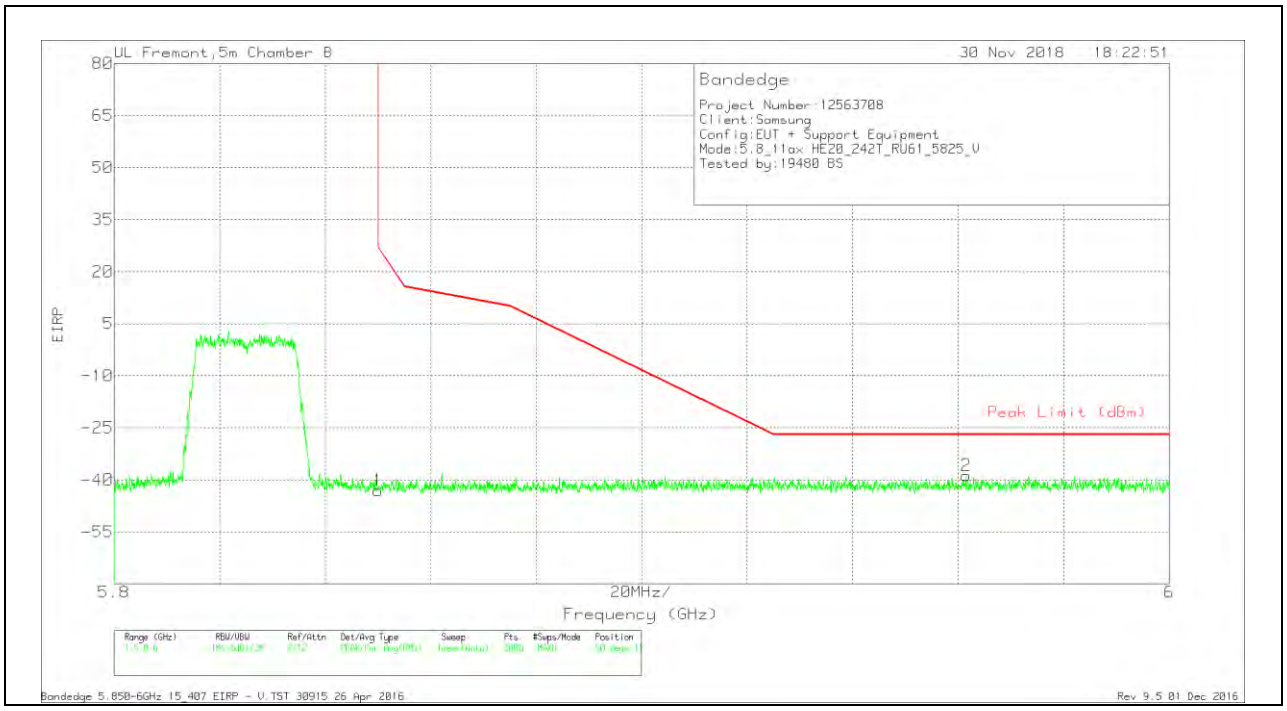

Trace Markers

Marker	Frequency (GHz)	Meter Reading (dBm)	Det	AF T863 (dB/m)	Amp/Cbl/Fltr/Pad (dB)	Conversion Factor (dB)	Corrected Reading EIRP	Peak Limit (dBm)	PK Margin (dB)	Azimuth (Degs)	Height (cm)	Polarity
1	5.85	-71.4	Pk	35.4	-18.9	11.8	-43.1	26.99	-70.09	50	114	V
2	5.962	-67.55	Pk	35.4	-18.4	11.8	-38.75	-27	-11.75	50	114	V

Pk - Peak detector

UL VERIFICATION SERVICES INC.
47173 Benicia Street, Fremont, CA 94538; USA TEL:(510) 771-1000 FAX:(510) 661-0888
This report shall not be reproduced except in full, without the written approval of UL Verification Services Inc.

HARMONICS AND SPURIOUS EMISSIONS

LOW CHANNEL RESULTS

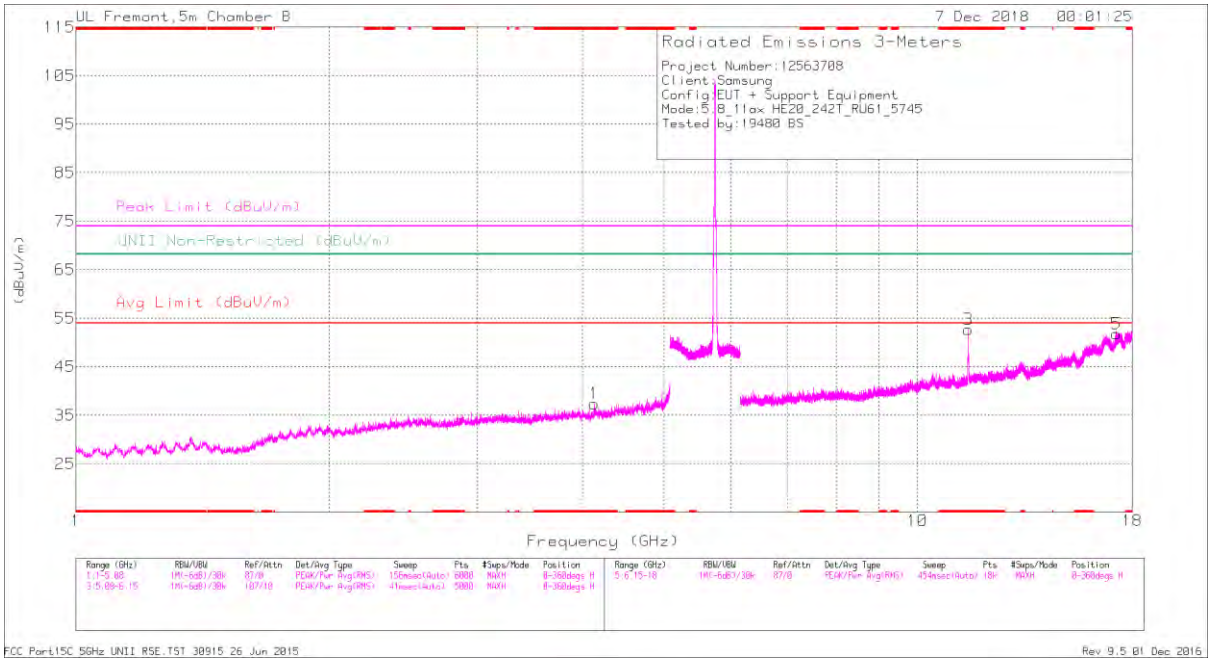

HORIZONTAL

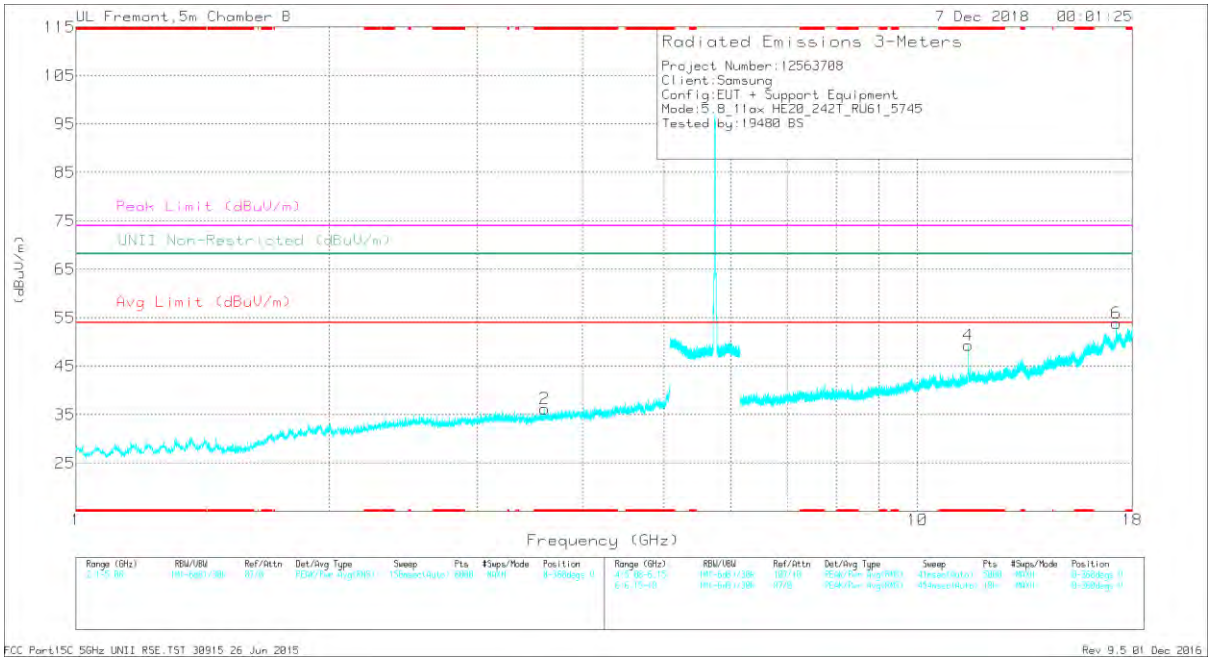

VERTICAL

UL VERIFICATION SERVICES INC.
47173 Benicia Street, Fremont, CA 94538; USA TEL:(510) 771-1000 FAX:(510) 661-0888
This report shall not be reproduced except in full, without the written approval of UL Verification Services Inc.

RADIATED EMISSIONS

Marker	Frequency (GHz)	Meter Reading (dBuV)	Det	AF T863 (dB/m)	Amp/Cbl/Fltr/Pad (dB)	DC Corr (dB)	Corrected Reading (dBuV/m)	Avg Limit (dBuV/m)	Margin (dB)	Peak Limit (dBuV/m)	PK Margin (dB)	UNII Non-Restricted (dBuV/m)	PK Margin (dB)	Azimuth (Degs)	Height (cm)	Polarity
1	* 4.131	39.11	PK-U	33.6	-29.8	0	42.91	-	-	74	-31.09	-	-	157	187	H
	* 4.131	26.98	ADR	33.6	-29.8	.67	31.45	54	-22.55	-	-	-	-	157	187	H
2	* 3.602	40.61	PK-U	33.3	-31.2	0	42.71	-	-	74	-31.29	-	-	70	279	V
	* 3.603	28.17	ADR	33.3	-31.2	.67	30.94	54	-23.06	-	-	-	-	70	279	V
3	* 11.49	39.48	PK-U	38.4	-22.4	0	55.48	-	-	74	-18.52	-	-	175	237	H
	* 11.489	27.08	ADR	38.4	-22.4	.67	43.75	54	-10.25	-	-	-	-	175	237	H
4	* 11.495	37.7	PK-U	38.4	-22.3	0	53.8	-	-	74	-20.2	-	-	59	113	V
	* 11.489	25.55	ADR	38.4	-22.4	.67	42.22	54	-11.78	-	-	-	-	59	113	V
5	17.233	32.91	PK-U	44.1	-18.2	0	58.81	-	-	-	-	68.2	-9.39	196	116	H
6	17.236	34.4	PK-U	44.1	-18.2	0	60.3	-	-	-	-	68.2	-7.9	154	192	V

* - indicates frequency in CFR47 Pt 15 / IC RSS-Restricted Band
PK-U - U-NII: Maximum Peak
ADR - U-NII AD primary method, RMS average

UL VERIFICATION SERVICES INC.
47173 Benicia Street, Fremont, CA 94538; USA TEL:(510) 771-1000 FAX:(510) 661-0888
This report shall not be reproduced except in full, without the written approval of UL Verification Services Inc.

MID CHANNEL RESULTS

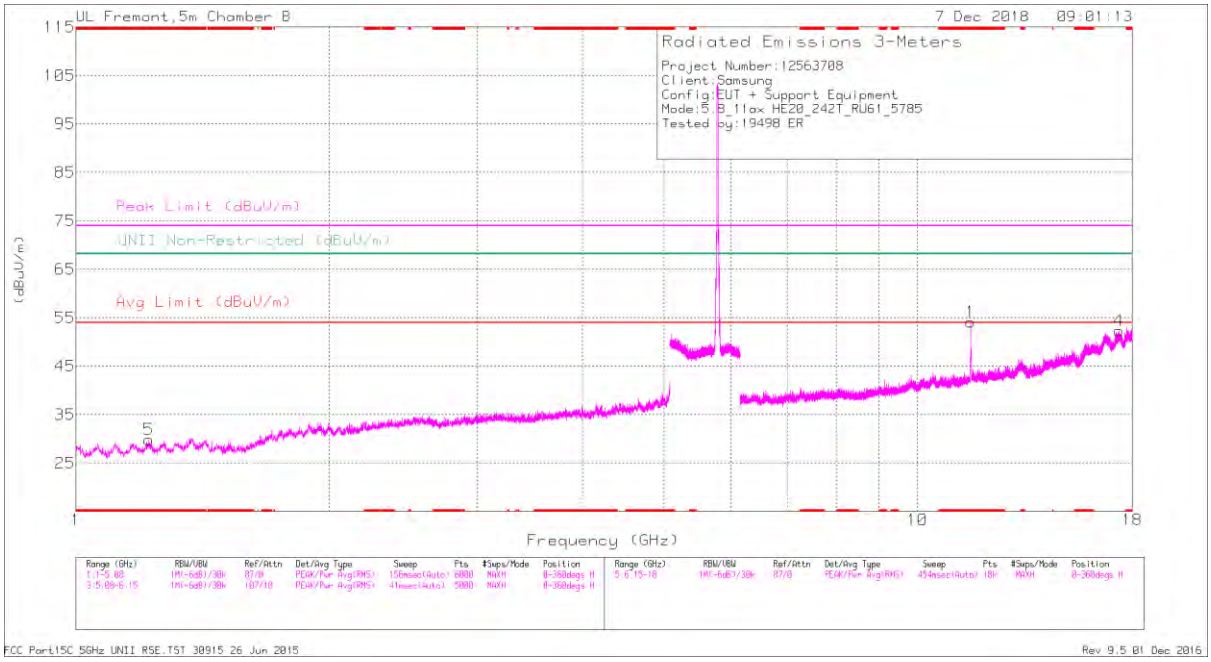

HORIZONTAL

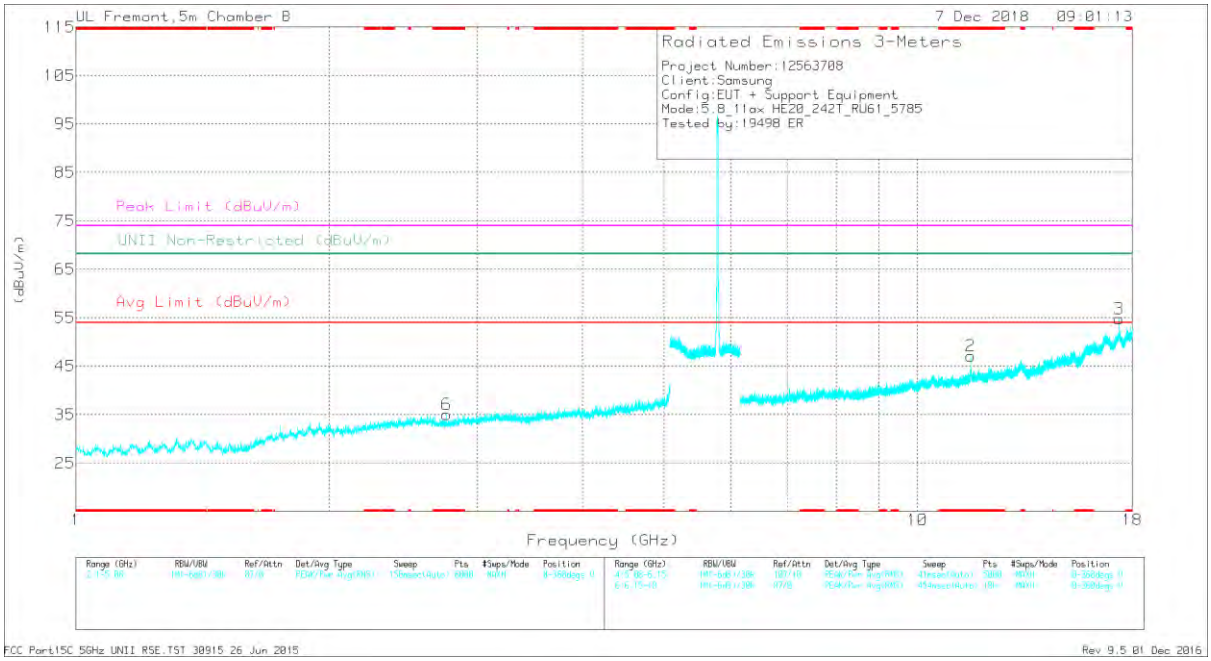

VERTICAL

UL VERIFICATION SERVICES INC.
47173 Benicia Street, Fremont, CA 94538; USA TEL:(510) 771-1000 FAX:(510) 661-0888
This report shall not be reproduced except in full, without the written approval of UL Verification Services Inc.

RADIATED EMISSIONS

Marker	Frequency (GHz)	Meter Reading (dBuV)	Det	AF T863 (dB/m)	Amp/Cbl/Fltr/Pad (dB)	DC Corr (dB)	Corrected Reading (dBuV/m)	Avg Limit (dBuV/m)	Margin (dB)	Peak Limit (dBuV/m)	PK Margin (dB)	UNII Non-Restricted (dBuV/m)	PK Margin (dB)	Azimuth (Degs)	Height (cm)	Polarity
5	* 1.222	42.15	PK-U	28.3	-34.3	0	36.15	-	-	74	-37.85	-	-	100	244	H
	* 1.221	30.55	ADR	28.3	-34.3	.67	25.22	54	-28.78	-	-	-	-	100	244	H
6	* 2.76	40.09	PK-U	32.4	-32.1	0	40.39	-	-	74	-33.61	-	-	205	158	V
	* 2.756	28.64	ADR	32.4	-32	.67	29.71	54	-24.29	-	-	-	-	205	158	V
1	* 11.566	42.15	PK-U	38.6	-22	0	58.75	-	-	74	-15.25	-	-	80	113	H
	* 11.569	28.76	ADR	38.6	-21.9	.67	46.13	54	-7.87	-	-	-	-	80	113	H
2	* 11.569	35.64	PK-U	38.6	-21.9	0	52.34	-	-	74	-21.66	-	-	90	108	V
	* 11.569	24	ADR	38.6	-21.9	.67	41.37	54	-12.63	-	-	-	-	90	108	V
3	17.354	34.26	PK-U	44.4	-17.9	0	60.76	-	-	-	-	68.2	-7.44	168	102	V
4	17.362	31.23	PK-U	44.4	-18	0	57.63	-	-	-	-	68.2	-10.57	280	192	H

* - indicates frequency in CFR47 Pt 15 / IC RSS-Restricted Band
PK-U - U-NII: Maximum Peak
ADR - U-NII AD primary method, RMS average

UL VERIFICATION SERVICES INC.
47173 Benicia Street, Fremont, CA 94538; USA TEL:(510) 771-1000 FAX:(510) 661-0888
This report shall not be reproduced except in full, without the written approval of UL Verification Services Inc.

HIGH CHANNEL RESULTS

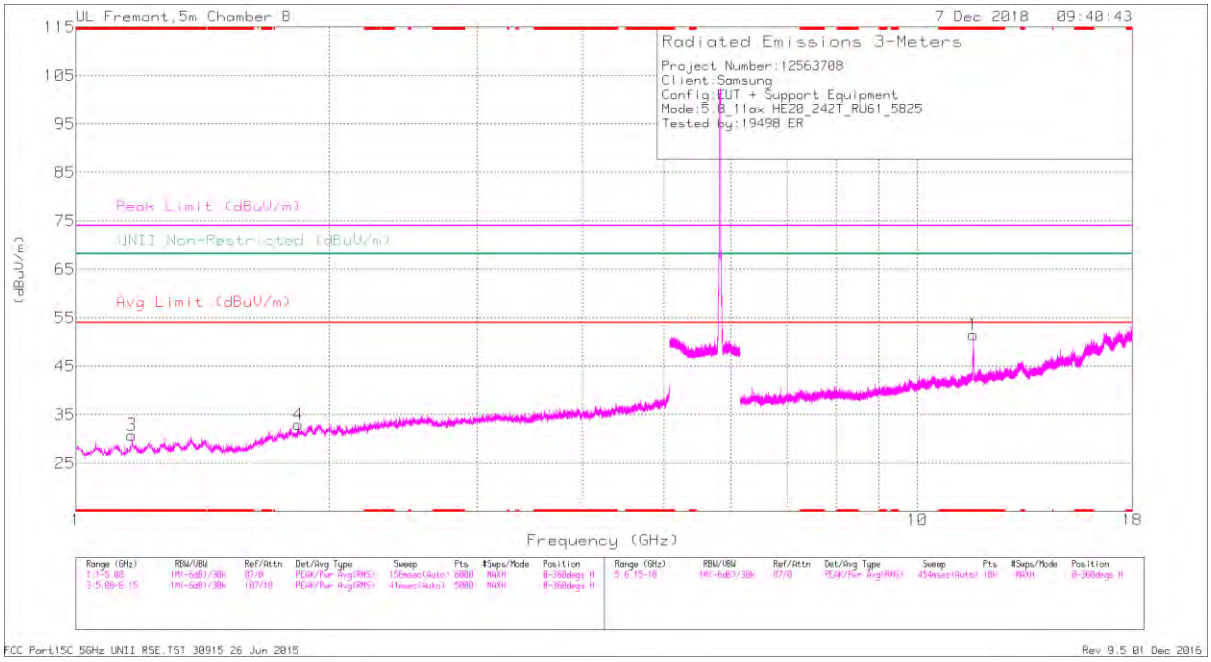

HORIZONTAL

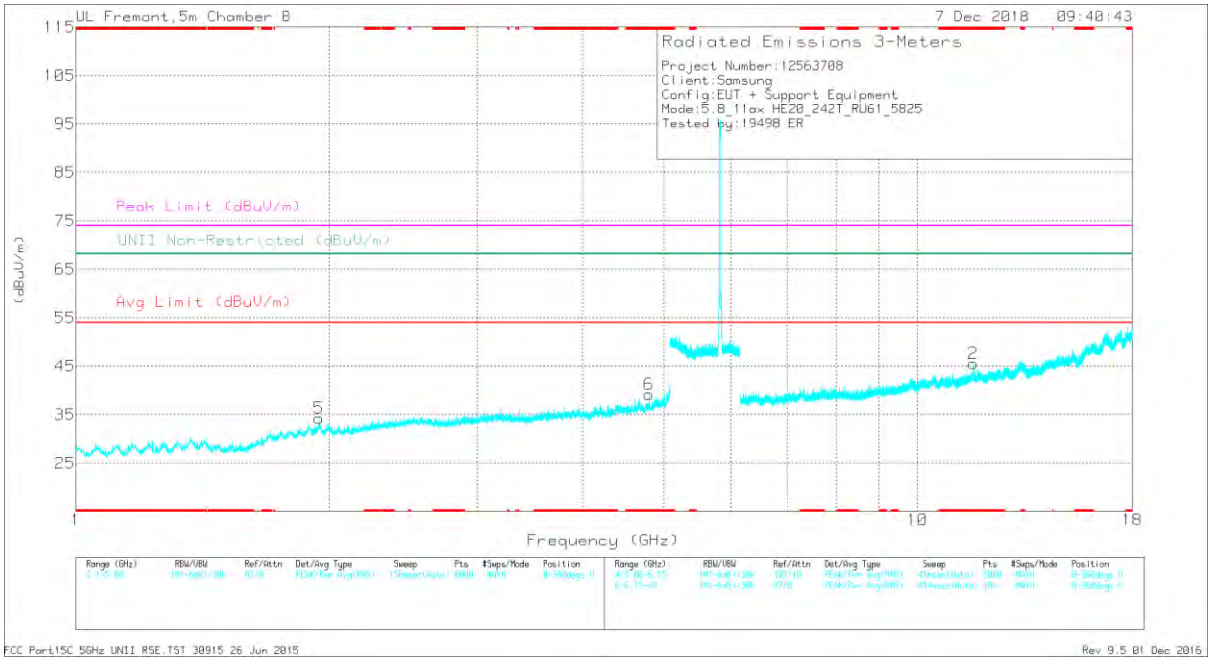

VERTICAL

UL VERIFICATION SERVICES INC.
47173 Benicia Street, Fremont, CA 94538; USA TEL:(510) 771-1000 FAX:(510) 661-0888

This report shall not be reproduced except in full, without the written approval of UL Verification Services Inc.

RADIATED EMISSIONS

Marker	Frequency (GHz)	Meter Reading (dBuV)	Det	AF T863 (dB/m)	Amp/Cbl/Fltr/Pad (dB)	DC Corr (dB)	Corrected Reading (dBuV/m)	Avg Limit (dBuV/m)	Margin (dB)	Peak Limit (dBuV/m)	PK Margin (dB)	UNII Non-Restricted (dBuV/m)	PK Margin (dB)	Azimuth (Degs)	Height (cm)	Polarity
3	* 1.166	42.16	PK-U	27.9	-34.1	0	35.96	-	-	74	-38.04	-	-	127	117	H
	* 1.166	30.6	ADR	27.9	-34.1	.67	25.07	54	-28.93	-	-	-	-	127	117	H
6	* 4.797	39.54	PK-U	34	-29.4	0	44.14	-	-	74	-29.86	-	-	223	164	V
	* 4.796	28.26	ADR	34	-29.4	.67	33.53	54	-20.47	-	-	-	-	223	164	V
1	* 11.649	38.62	PK-U	38.8	-21.6	0	55.82	-	-	74	-18.18	-	-	160	197	H
	* 11.649	27.17	ADR	38.8	-21.6	.67	45.04	54	-8.96	-	-	-	-	160	197	H
2	* 11.651	35.74	PK-U	38.8	-21.8	0	52.74	-	-	74	-21.26	-	-	170	117	V
	* 11.651	23.38	ADR	38.8	-21.8	.67	41.05	54	-12.95	-	-	-	-	170	117	V
4	1.838	41.59	PK-U	30.8	-33.5	0	38.89	-	-	-	-	68.2	-29.31	284	223	H
5	1.944	40.9	PK-U	31	-32	0	39.9	-	-	-	-	68.2	-28.3	138	175	V

* - indicates frequency in CFR47 Pt 15 / IC RSS-Restricted Band
PK-U - U-NII: Maximum Peak
ADR - U-NII AD primary method, RMS average

UL VERIFICATION SERVICES INC.
47173 Benicia Street, Fremont, CA 94538; USA TEL:(510) 771-1000 FAX:(510) 661-0888
This report shall not be reproduced except in full, without the written approval of UL Verification Services Inc.

2TX Antenna 1 + Antenna 2 OFDMA MODE – 106-Tones, RU Index 53

BANDEDGE (LOW CHANNEL)

HORIZONTAL RESULT

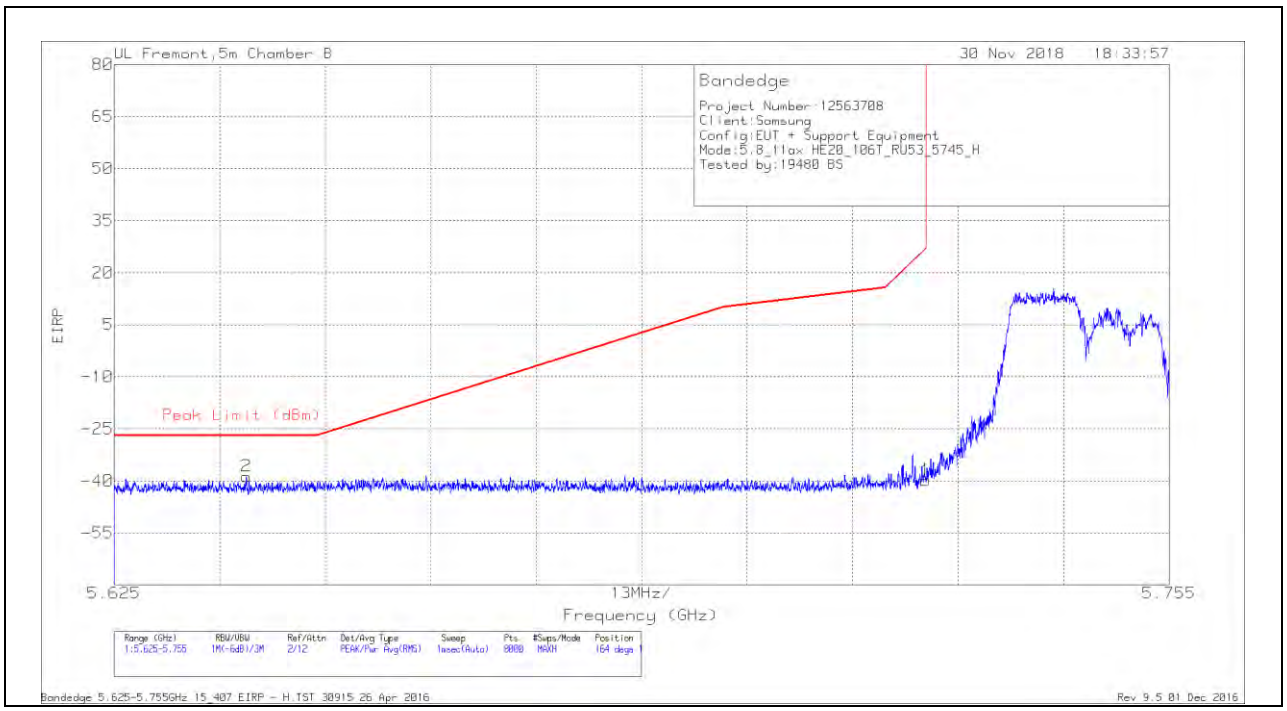

Trace Markers

Marker	Frequency (GHz)	Meter Reading (dBm)	Det	AF T863 (dB/m)	Amp/Cbl/Fltr/Pad (dB)	Conversion Factor (dB)	Corrected Reading EIRP	Peak Limit (dBm)	PK Margin (dB)	Azimuth (Degs)	Height (cm)	Polarity
2	5.641	-67.08	Pk	35.5	-18.9	11.8	-38.68	-27	-11.68	164	109	H
1	5.725	-68.19	Pk	35.5	-18.9	11.8	-39.79	27	-66.79	164	109	H

Pk - Peak detector

UL VERIFICATION SERVICES INC.
47173 Benicia Street, Fremont, CA 94538; USA TEL:(510) 771-1000 FAX:(510) 661-0888
This report shall not be reproduced except in full, without the written approval of UL Verification Services Inc.

VERTICAL RESULT

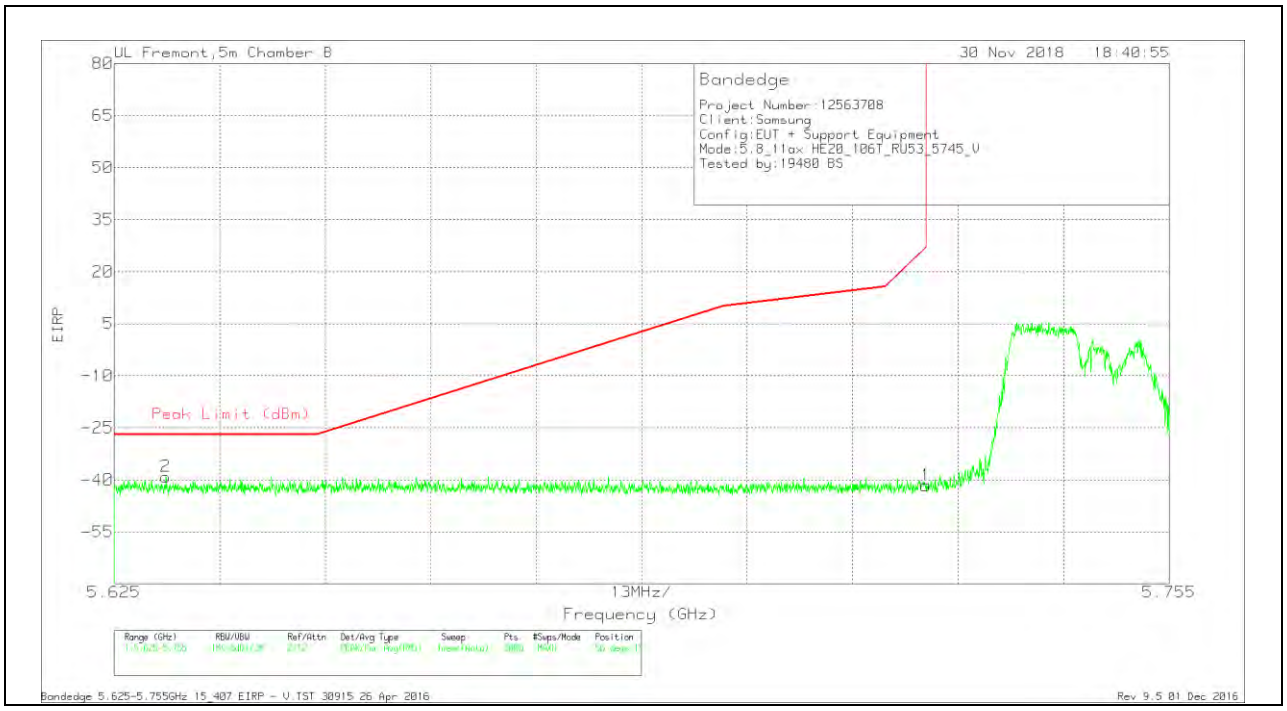

Trace Markers

Marker	Frequency (GHz)	Meter Reading (dBm)	Det	AF T863 (dB/m)	Amp/Cbl/Fltr/Pad (dB)	Conversion Factor (dB)	Corrected Reading EIRP	Peak Limit (dBm)	PK Margin (dB)	Azimuth (Degs)	Height (cm)	Polarity
2	5.631	-67.55	Pk	35.5	-18.8	11.8	-39.05	-27	-12.05	56	150	V
1	5.725	-69.96	Pk	35.5	-18.9	11.8	-41.56	27	-68.56	56	150	V

Pk - Peak detector

UL VERIFICATION SERVICES INC.
47173 Benicia Street, Fremont, CA 94538; USA TEL:(510) 771-1000 FAX:(510) 661-0888
This report shall not be reproduced except in full, without the written approval of UL Verification Services Inc.

2TX Antenna 1 + Antenna 2 OFDMA MODE – 106-Tones, RU Index 54

BANDEDGE (HIGH CHANNEL)

HORIZONTAL RESULT

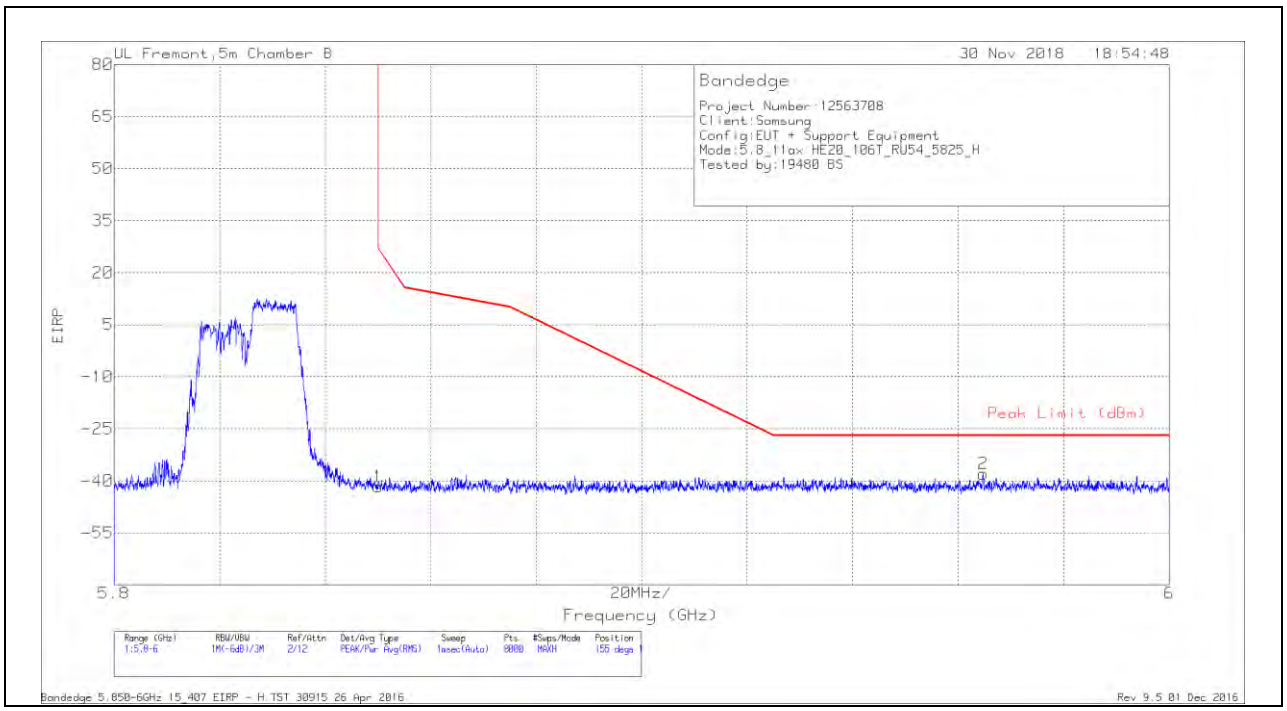

Trace Markers

Marker	Frequency (GHz)	Meter Reading (dBm)	Det	AF T863 (dB/m)	Amp/Cbl/Fltr/Pad (dB)	Conversion Factor (dB)	Corrected Reading EIRP	Peak Limit (dBm)	PK Margin (dB)	Azimuth (Degs)	Height (cm)	Polarity
1	5.85	-70.02	Pk	35.4	-18.9	11.8	-41.72	26.99	-68.71	155	134	H
2	5.965	-66.94	Pk	35.4	-18.2	11.8	-37.94	-27	-10.94	155	134	H

Pk - Peak detector

UL VERIFICATION SERVICES INC.
47173 Benicia Street, Fremont, CA 94538; USA TEL:(510) 771-1000 FAX:(510) 661-0888
This report shall not be reproduced except in full, without the written approval of UL Verification Services Inc.

VERTICAL RESULT

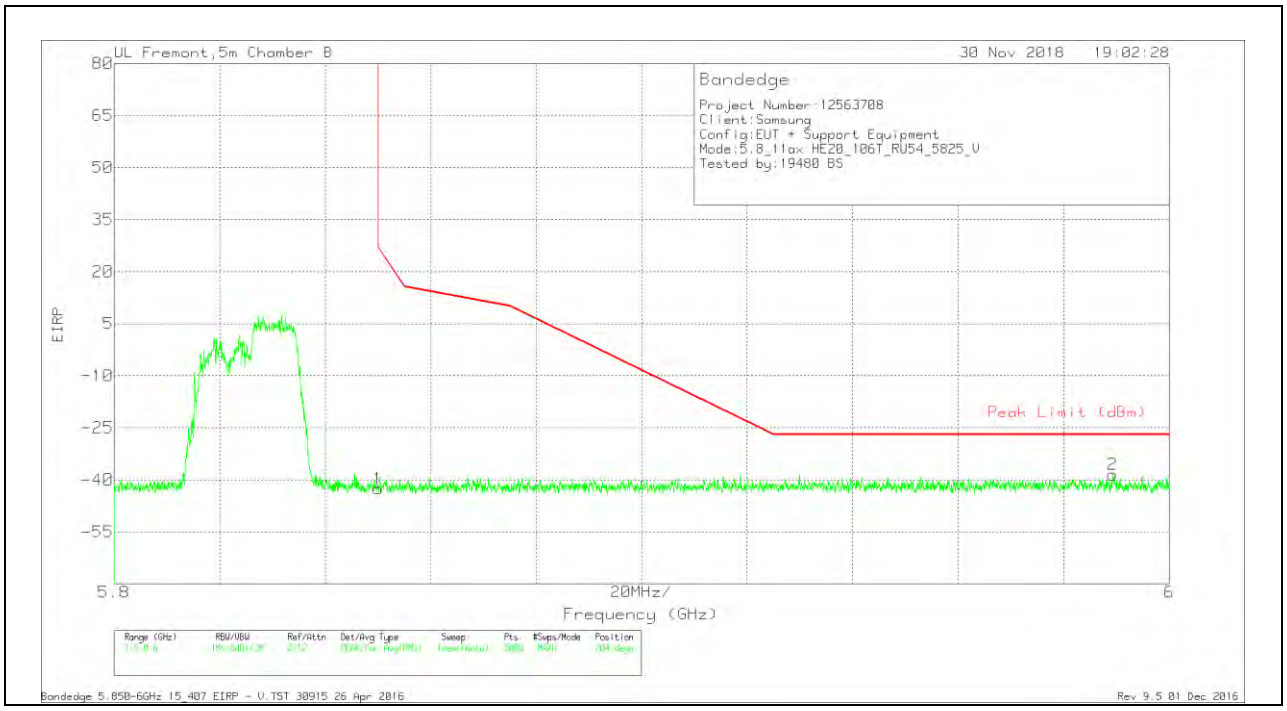

Trace Markers

Marker	Frequency (GHz)	Meter Reading (dBm)	Det	AF T863 (dB/m)	Amp/Cbl/Fltr/Pad (dB)	Conversion Factor (dB)	Corrected Reading EIRP	Peak Limit (dBm)	PK Margin (dB)	Azimuth (Degs)	Height (cm)	Polarity
1	5.85	-70.93	Pk	35.4	-18.9	11.8	-42.63	26.99	-69.62	204	345	V
2	5.989	-67.47	Pk	35.4	-18.2	11.8	-38.47	-27	-11.47	204	345	V

Pk - Peak detector

UL VERIFICATION SERVICES INC.
47173 Benicia Street, Fremont, CA 94538; USA TEL:(510) 771-1000 FAX:(510) 661-0888
This report shall not be reproduced except in full, without the written approval of UL Verification Services Inc.

2TX Antenna 1 + Antenna 2 OFDMA MODE – 52-Tones, RU Index 37

BANDEDGE (LOW CHANNEL)

HORIZONTAL RESULT

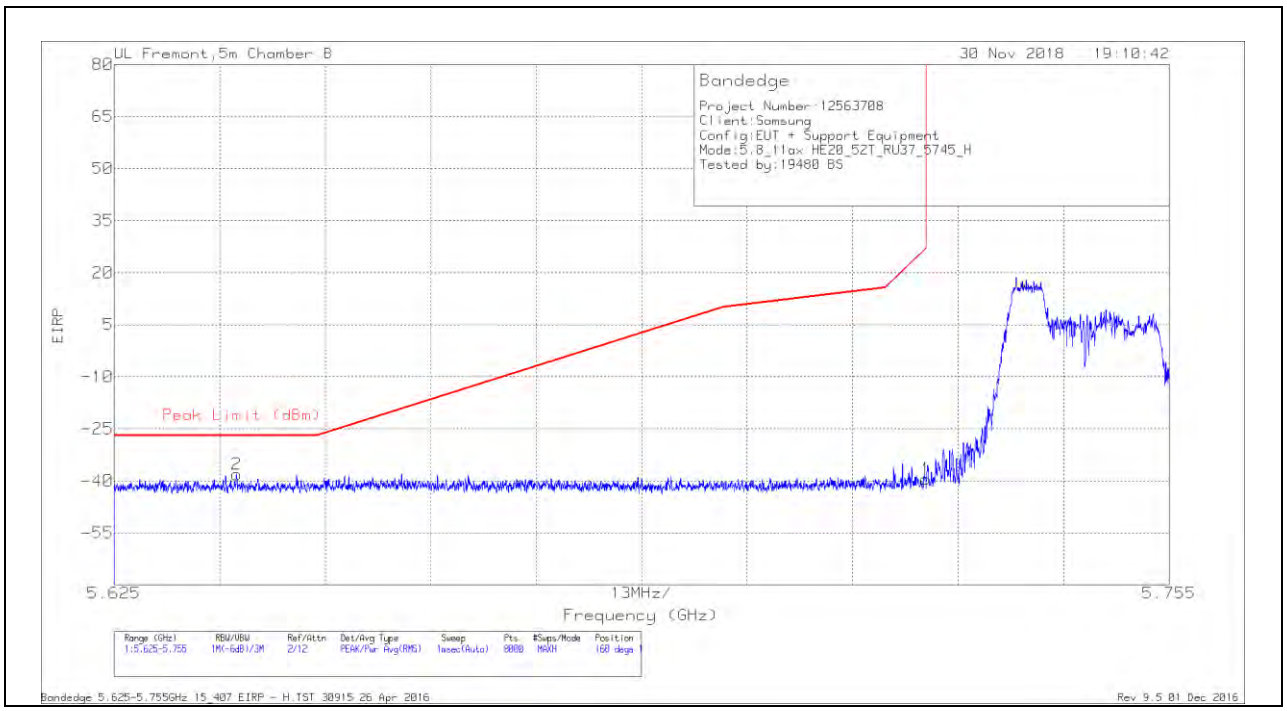

Trace Markers

Marker	Frequency (GHz)	Meter Reading (dBm)	Det	AF T863 (dB/m)	Amp/Cbl/Fltr/Pad (dB)	Conversion Factor (dB)	Corrected Reading EIRP	Peak Limit (dBm)	PK Margin (dB)	Azimuth (Degs)	Height (cm)	Polarity
2	5.64	-66.62	Pk	35.5	-18.8	11.8	-38.12	-27	-11.12	168	108	H
1	5.725	-67.87	Pk	35.5	-18.9	11.8	-39.47	27	-66.47	168	108	H

Pk - Peak detector

UL VERIFICATION SERVICES INC.
47173 Benicia Street, Fremont, CA 94538; USA TEL:(510) 771-1000 FAX:(510) 661-0888
This report shall not be reproduced except in full, without the written approval of UL Verification Services Inc.

VERTICAL RESULT

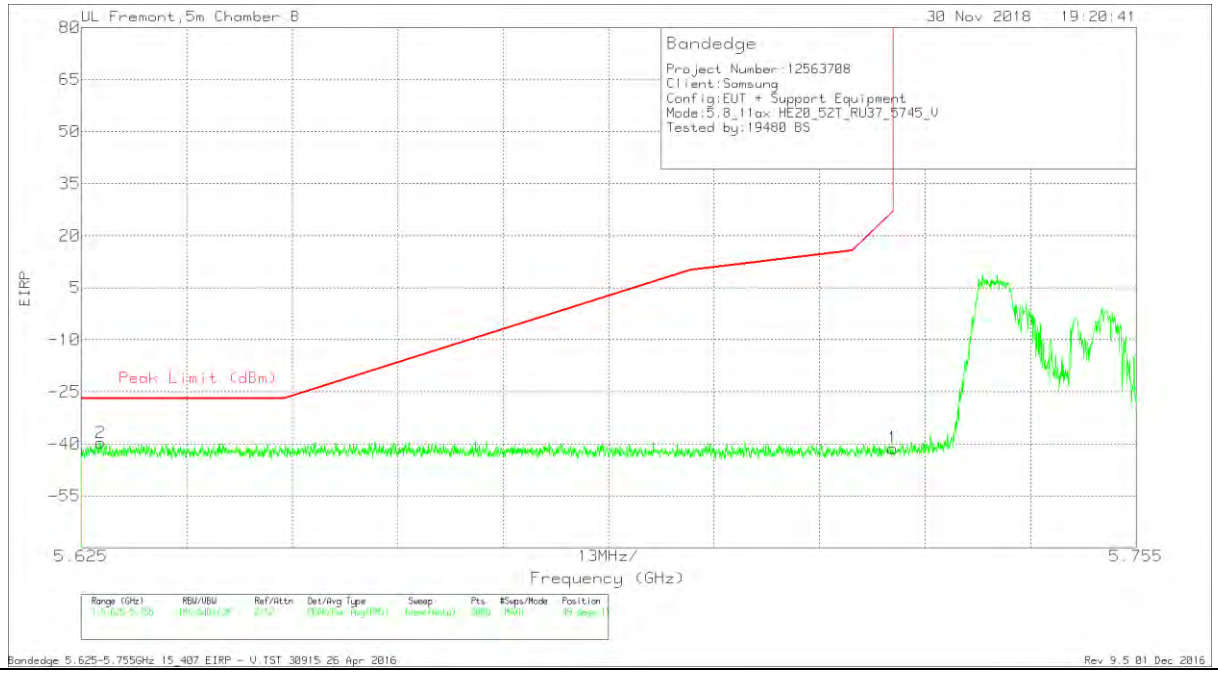

Trace Markers

Marker	Frequency (GHz)	Meter Reading (dBm)	Det	AF T863 (dB/m)	Amp/Cbl/Fltr/Pad (dB)	Conversion Factor (dB)	Corrected Reading EIRP	Peak Limit (dBm)	PK Margin (dB)	Azimuth (Degs)	Height (cm)	Polarity
2	5.627	-68.09	Pk	35.5	-18.9	11.8	-39.69	-27	-12.69	49	110	V
1	5.725	-69.63	Pk	35.5	-18.9	11.8	-41.23	27	-68.23	49	110	V

Pk - Peak detector

UL VERIFICATION SERVICES INC.
47173 Benicia Street, Fremont, CA 94538; USA TEL:(510) 771-1000 FAX:(510) 661-0888
This report shall not be reproduced except in full, without the written approval of UL Verification Services Inc.

2TX Antenna 1 + Antenna 2 OFDMA MODE – 52-Tones, RU Index 40

BANDEDGE (HIGH CHANNEL)

HORIZONTAL RESULT

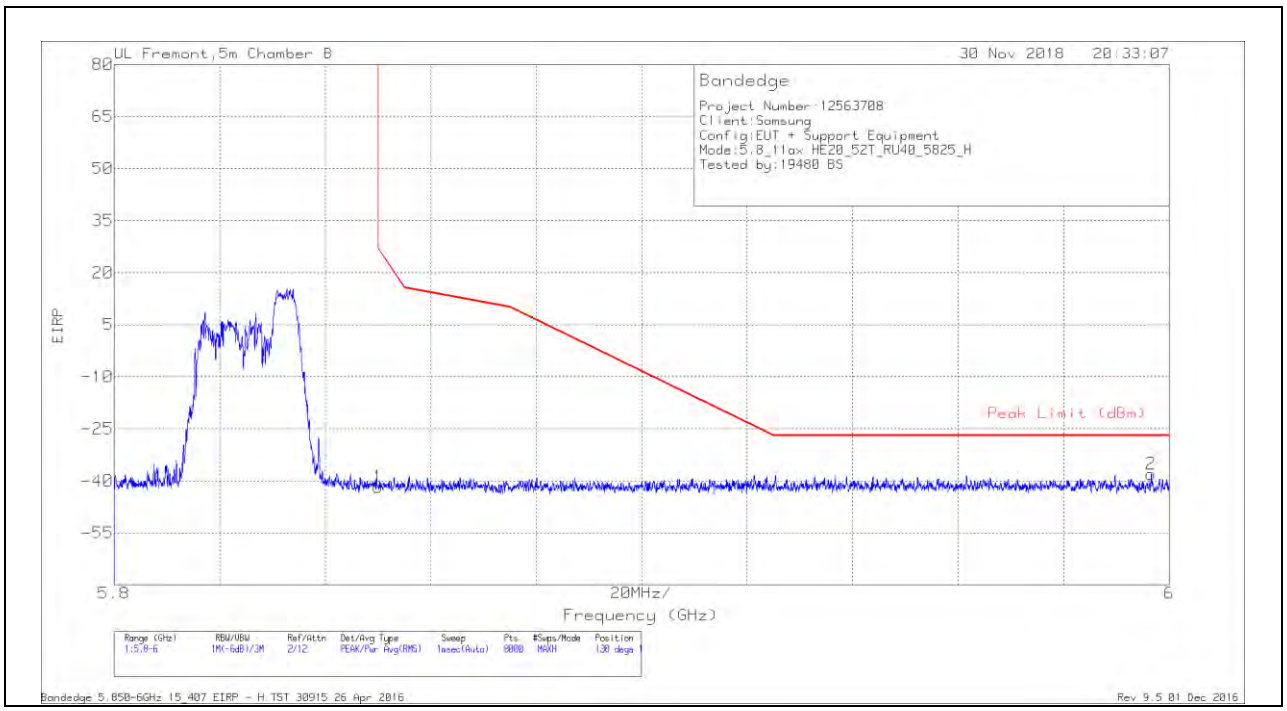

Trace Markers

Marker	Frequency (GHz)	Meter Reading (dBm)	Det	AF T863 (dB/m)	Amp/Cbl/Fltr/Pad (dB)	Conversion Factor (dB)	Corrected Reading EIRP	Peak Limit (dBm)	PK Margin (dB)	Azimuth (Degs)	Height (cm)	Polarity
1	5.85	-70.03	Pk	35.4	-18.9	11.8	-41.73	26.99	-68.72	138	140	H
2	5.997	-66.7	Pk	35.4	-18.5	11.8	-38	-27	-11	138	140	H

Pk - Peak detector

UL VERIFICATION SERVICES INC.
47173 Benicia Street, Fremont, CA 94538; USA TEL:(510) 771-1000 FAX:(510) 661-0888
This report shall not be reproduced except in full, without the written approval of UL Verification Services Inc.

VERTICAL RESULT

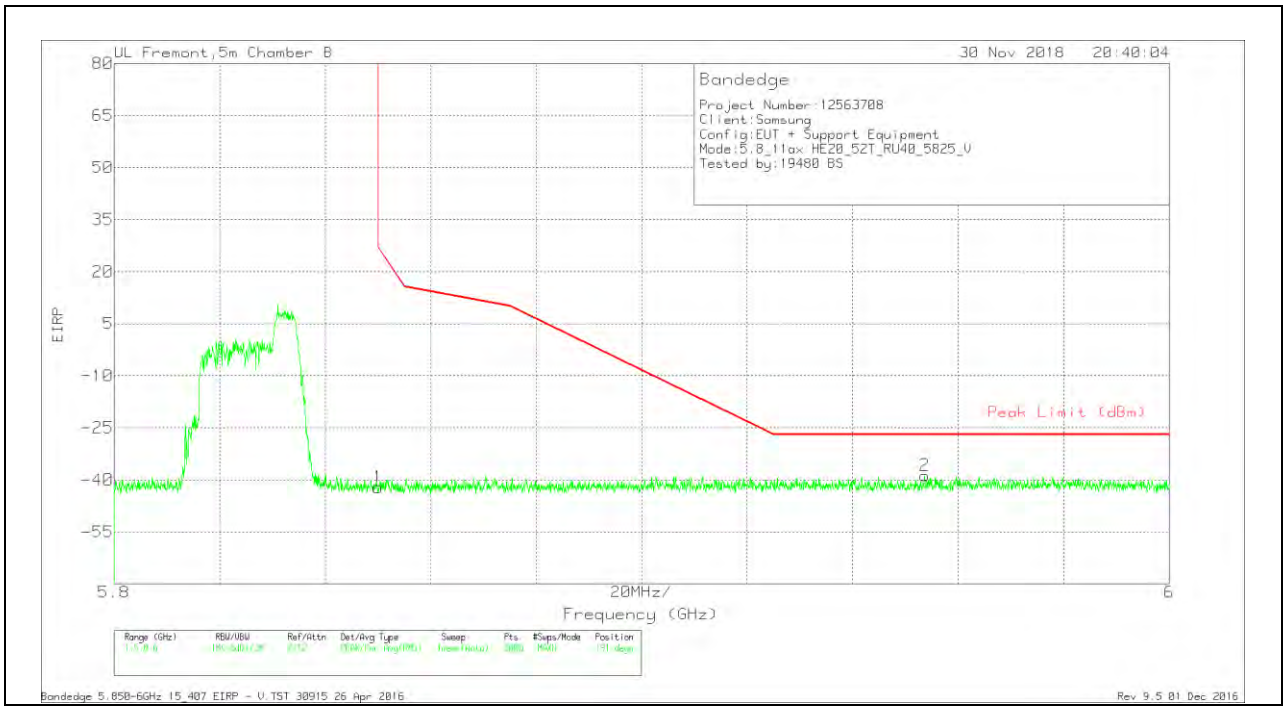

Trace Markers

Marker	Frequency (GHz)	Meter Reading (dBm)	Det	AF T863 (dB/m)	Amp/Cbl/Fltr/Pad (dB)	Conversion Factor (dB)	Corrected Reading EIRP	Peak Limit (dBm)	PK Margin (dB)	Azimuth (Degs)	Height (cm)	Polarity
1	5.85	-70.4	Pk	35.4	-18.9	11.8	-42.1	26.99	-69.09	191	387	V
2	5.954	-67.42	Pk	35.4	-18.5	11.8	-38.72	-27	-11.72	191	387	V

Pk - Peak detector

UL VERIFICATION SERVICES INC.
47173 Benicia Street, Fremont, CA 94538; USA TEL:(510) 771-1000 FAX:(510) 661-0888
This report shall not be reproduced except in full, without the written approval of UL Verification Services Inc.

2TX Antenna 1 + Antenna 2 OFDMA MODE – 26-Tones, RU Index 0

BANDEDGE (LOW CHANNEL)

HORIZONTAL RESULT

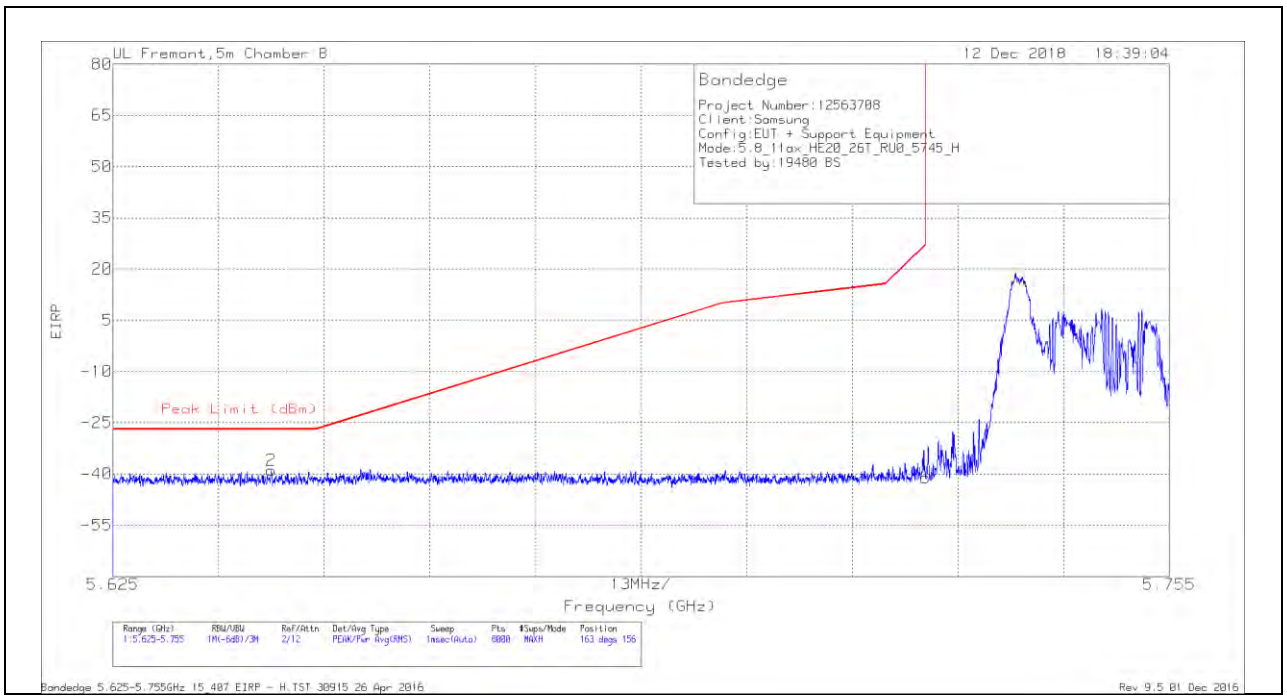

Trace Markers

Marker	Frequency (GHz)	Meter Reading (dBm)	Det	AF T863 (dB/m)	Amp/Cbl/Fltr/Pad (dB)	Conversion Factor (dB)	Corrected Reading EIRP	Peak Limit (dBm)	PK Margin (dB)	Azimuth (Degs)	Height (cm)	Polarity
2	5.644	-67.29	Pk	35.5	-18.9	11.8	-38.89	-27	-11.89	163	156	H
1	5.725	-69.47	Pk	35.5	-18.9	11.8	-41.07	27	-68.07	163	156	H

Pk - Peak detector

UL VERIFICATION SERVICES INC.
47173 Benicia Street, Fremont, CA 94538; USA TEL:(510) 771-1000 FAX:(510) 661-0888
This report shall not be reproduced except in full, without the written approval of UL Verification Services Inc.

VERTICAL RESULT

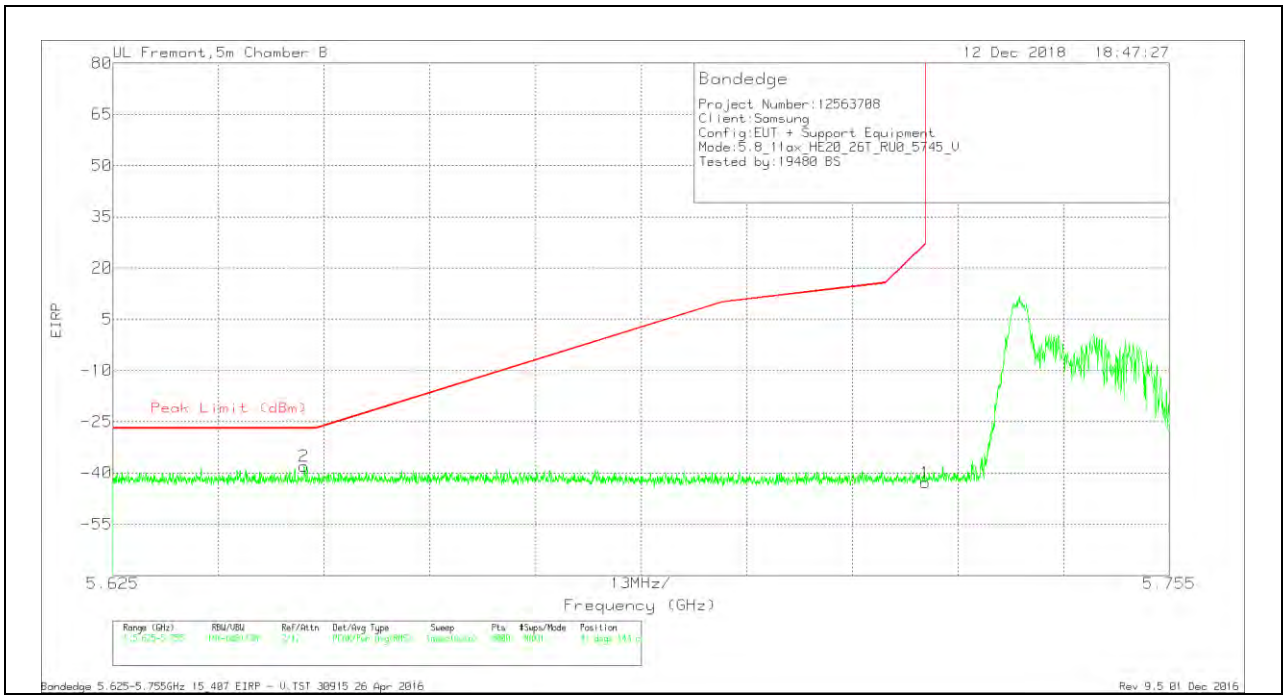

Trace Markers

Marker	Frequency (GHz)	Meter Reading (dBm)	Det	AF T863 (dB/m)	Amp/Cbl/Fltr/Pad (dB)	Conversion Factor (dB)	Corrected Reading EIRP	Peak Limit (dBm)	PK Margin (dB)	Azimuth (Degs)	Height (cm)	Polarity
2	5.649	-66.5	Pk	35.5	-18.8	11.8	-38	-27	-11	41	144	V
1	5.725	-71.29	Pk	35.5	-18.9	11.8	-42.89	27	-69.89	41	144	V

Pk - Peak detector

UL VERIFICATION SERVICES INC.
47173 Benicia Street, Fremont, CA 94538; USA TEL:(510) 771-1000 FAX:(510) 661-0888
This report shall not be reproduced except in full, without the written approval of UL Verification Services Inc.

2TX Antenna 1 + Antenna 2 OFDMA MODE – 26-Tones, RU Index 8

BANDEDGE (HIGH CHANNEL)

HORIZONTAL RESULT

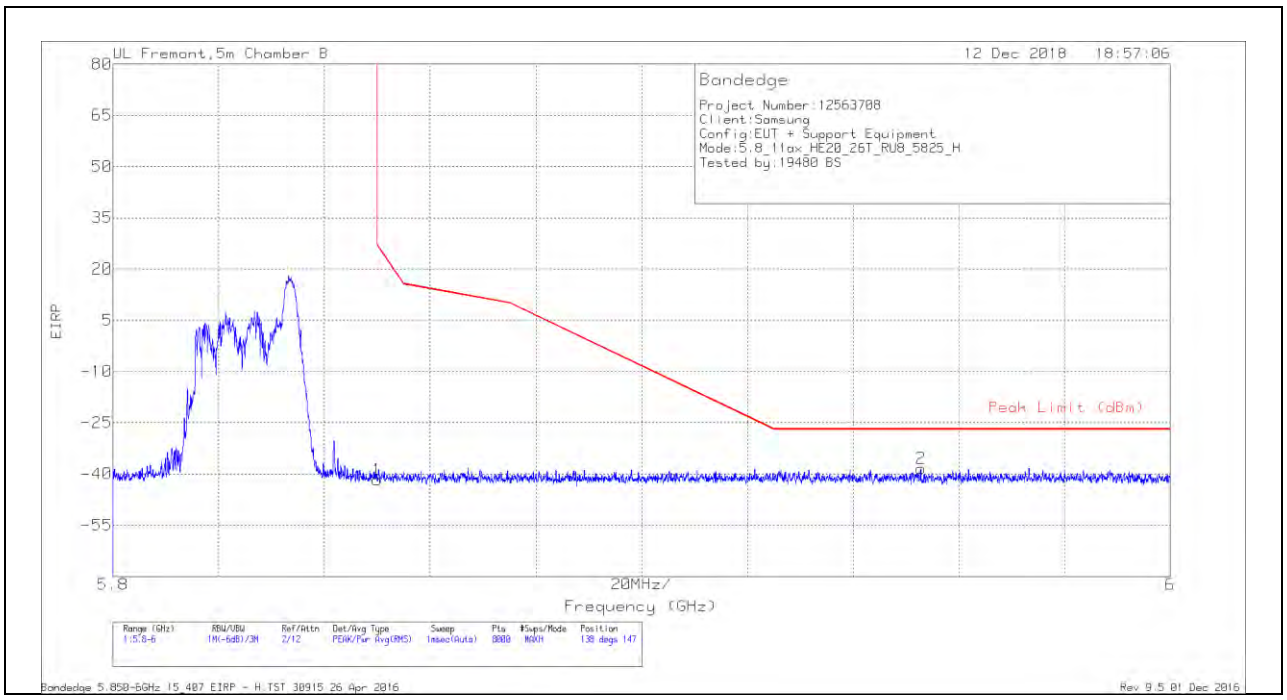

Trace Markers

Marker	Frequency (GHz)	Meter Reading (dBm)	Det	AF T863 (dB/m)	Amp/Cbl/Fltr/Pad (dB)	Conversion Factor (dB)	Corrected Reading EIRP	Peak Limit (dBm)	PK Margin (dB)	Azimuth (Degs)	Height (cm)	Polarity
1	5.85	-70.1	Pk	35.4	-18.9	11.8	-41.8	26.99	-68.79	138	147	H
2	5.953	-66.92	Pk	35.4	-18.6	11.8	-38.32	-27	-11.32	138	147	H

Pk - Peak detector

UL VERIFICATION SERVICES INC.
47173 Benicia Street, Fremont, CA 94538; USA TEL:(510) 771-1000 FAX:(510) 661-0888
This report shall not be reproduced except in full, without the written approval of UL Verification Services Inc.

VERTICAL RESULT

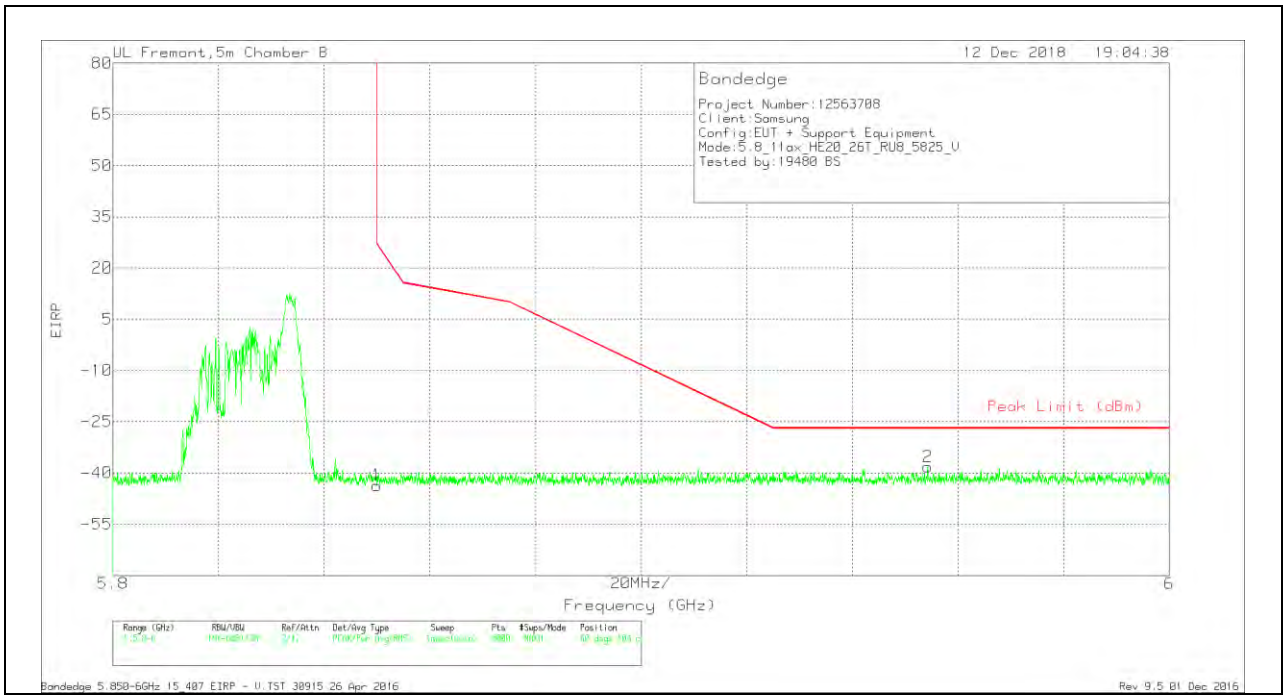

Trace Markers

Marker	Frequency (GHz)	Meter Reading (dBm)	Det	AF T863 (dB/m)	Amp/Cbl/Fltr/Pad (dB)	Conversion Factor (dB)	Corrected Reading EIRP	Peak Limit (dBm)	PK Margin (dB)	Azimuth (Degs)	Height (cm)	Polarity
1	5.85	-71.95	Pk	35.4	-18.9	11.8	-43.65	26.99	-70.64	60	104	V
2	5.954	-66.95	Pk	35.4	-18.5	11.8	-38.25	-27	-11.25	60	104	V

Pk - Peak detector

UL VERIFICATION SERVICES INC.
47173 Benicia Street, Fremont, CA 94538; USA TEL:(510) 771-1000 FAX:(510) 661-0888
This report shall not be reproduced except in full, without the written approval of UL Verification Services Inc.

2TX Antenna 1 + Antenna 2 OFDMA MODE – 52-Tones, RU Index 40

HARMONICS AND SPURIOUS EMISSIONS

LOW CHANNEL RESULTS

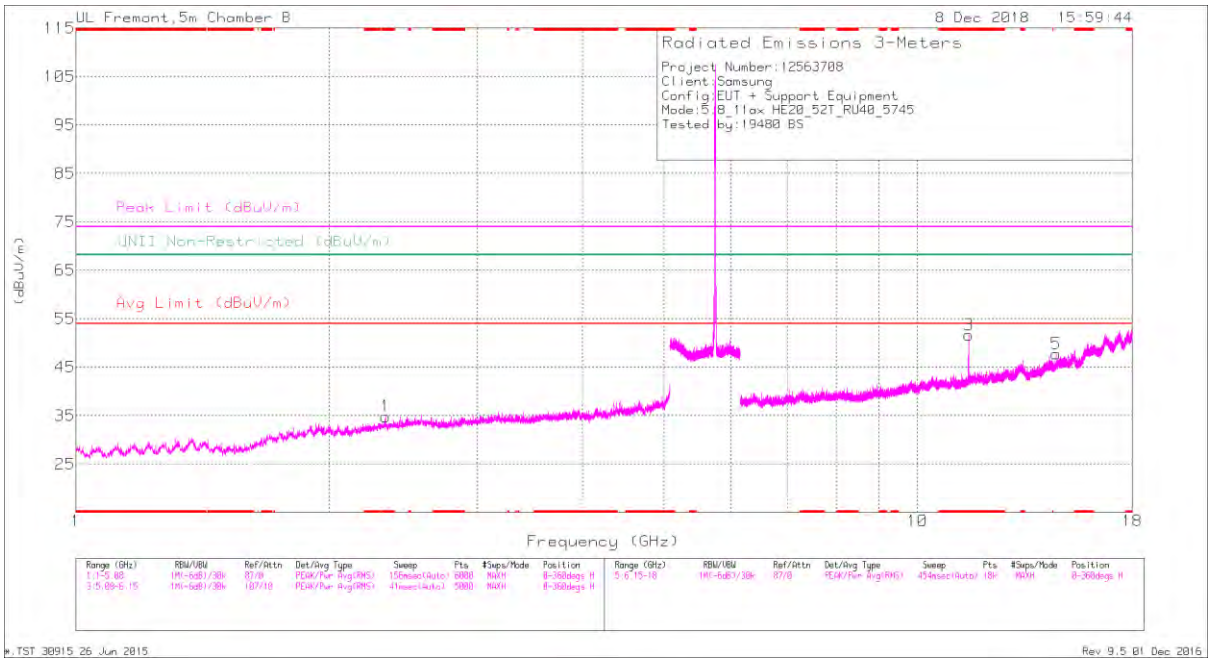

HORIZONTAL

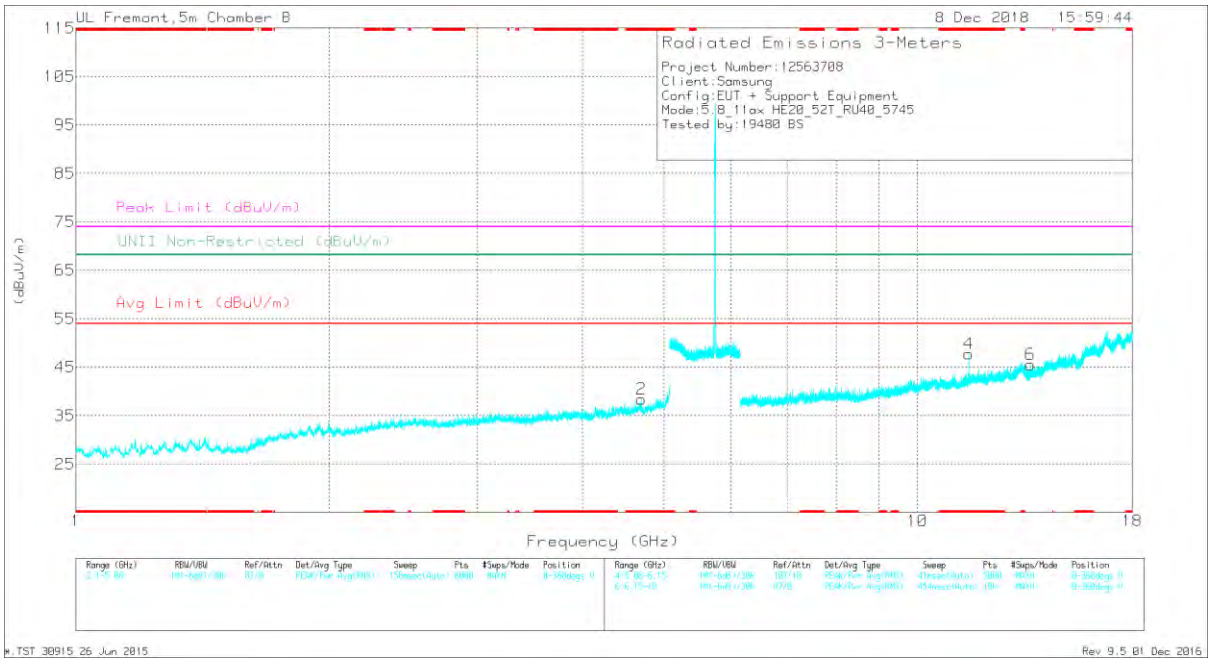

VERTICAL

UL VERIFICATION SERVICES INC.
47173 Benicia Street, Fremont, CA 94538; USA TEL:(510) 771-1000 FAX:(510) 661-0888
This report shall not be reproduced except in full, without the written approval of UL Verification Services Inc.

RADIATED EMISSIONS

Marker	Frequency (GHz)	Meter Reading (dBuV)	Det	AF T863 (dB/m)	Amp/Cbl/Fltr/Pad (dB)	DC Corr (dB)	Corrected Reading (dBuV/m)	Avg Limit (dBuV/m)	Margin (dB)	Peak Limit (dBuV/m)	PK Margin (dB)	UNII Non-Restricted (dBuV/m)	PK Margin (dB)	Azimuth (Degs)	Height (cm)	Polarity
1	* 2.334	40.12	PK-U	32.1	-32.1	0	40.12	-	-	74	-33.88	-	-	261	358	H
	* 2.334	28.34	ADR	32.1	-32.2	.17	28.41	54	-25.59	-	-	-	-	261	358	H
2	* 4.701	38.47	PK-U	34.2	-29.1	0	43.57	-	-	74	-30.43	-	-	227	386	V
	* 4.703	26.82	ADR	34.2	-29.1	.17	32.09	54	-21.91	-	-	-	-	227	386	V
3	* 11.505	44.68	PK-U	38.5	-22.4	0	60.78	-	-	74	-13.22	-	-	185	104	H
	* 11.505	32.09	ADR	38.5	-22.4	.17	48.36	54	-5.64	-	-	-	-	185	104	H
4	* 11.505	37.17	PK-U	38.5	-22.4	0	53.27	-	-	74	-20.73	-	-	183	145	V
	* 11.505	25.96	ADR	38.5	-22.4	.17	42.23	54	-11.77	-	-	-	-	183	145	V
6	13.612	32.65	PK-U	38.8	-21.1	0	50.35	-	-	-	-	68.2	-17.85	269	159	V
5	14.617	31.84	PK-U	40.3	-20.2	0	51.94	-	-	-	-	68.2	-16.26	146	298	H

* - indicates frequency in CFR47 Pt 15 / IC RSS-Restricted Band
PK-U - U-NII: Maximum Peak
ADR - U-NII AD primary method, RMS average

UL VERIFICATION SERVICES INC.
47173 Benicia Street, Fremont, CA 94538; USA TEL:(510) 771-1000 FAX:(510) 661-0888
This report shall not be reproduced except in full, without the written approval of UL Verification Services Inc.

MID CHANNEL RESULTS

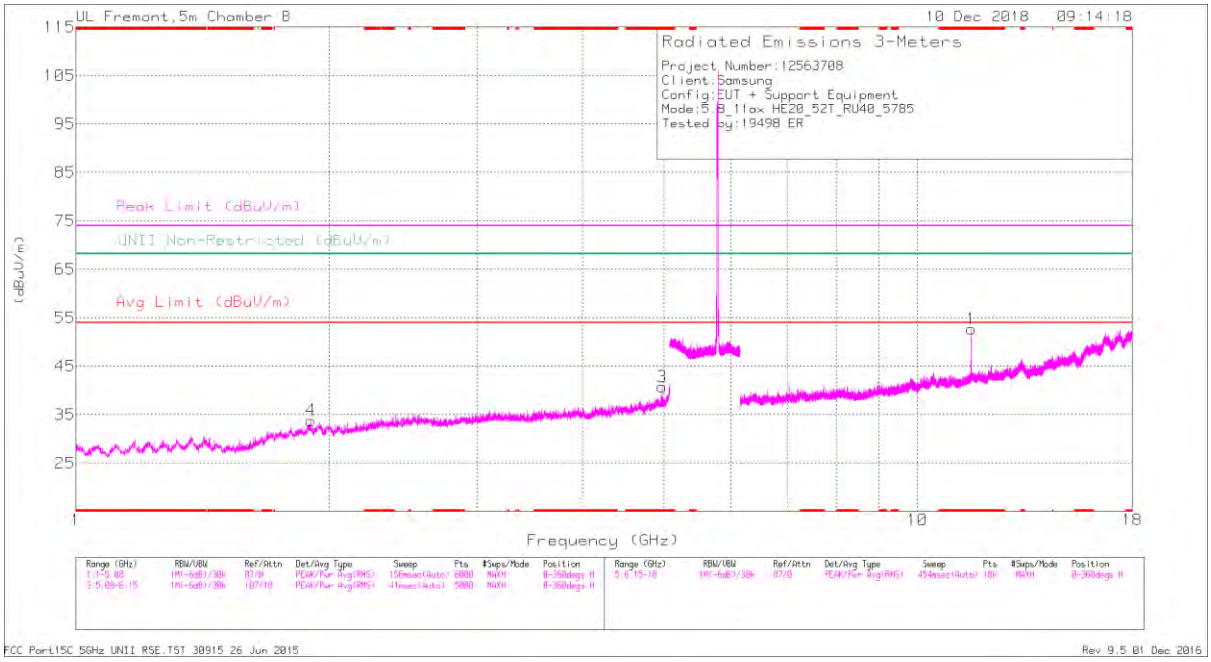

HORIZONTAL

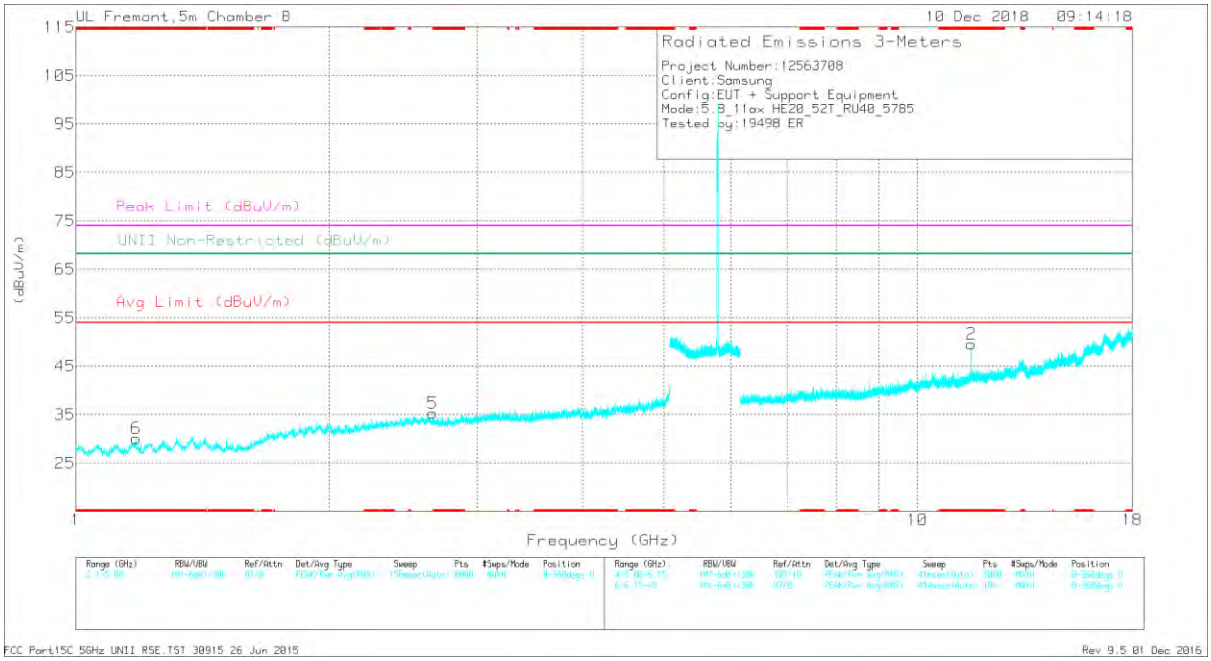

VERTICAL

UL VERIFICATION SERVICES INC.
47173 Benicia Street, Fremont, CA 94538; USA TEL:(510) 771-1000 FAX:(510) 661-0888
This report shall not be reproduced except in full, without the written approval of UL Verification Services Inc.

RADIATED EMISSIONS

Marker	Frequency (GHz)	Meter Reading (dBuV)	Det	AF T863 (dB/m)	Amp/Cbl/Fltr/Pad (dB)	DC Corr (dB)	Corrected Reading (dBuV/m)	Avg Limit (dBuV/m)	Margin (dB)	Peak Limit (dBuV/m)	PK Margin (dB)	UNII Non-Restricted (dBuV/m)	PK Margin (dB)	Azimuth (Degs)	Height (cm)	Polarity
3	* 4.968	38.41	PK-U	34.5	-28.6	0	44.31	-	-	74	-29.69	-	-	200	183	H
	* 4.97	27.25	ADR	34.5	-28.5	.17	33.42	54	-20.58	-	-	-	-	200	183	H
6	* 1.177	41.81	PK-U	28	-34	0	35.81	-	-	74	-38.19	-	-	174	130	V
	* 1.178	30.57	ADR	28	-34	.17	24.74	54	-29.26	-	-	-	-	174	130	V
5	* 2.656	39.92	PK-U	32.5	-31.8	0	40.62	-	-	74	-33.38	-	-	277	245	V
	* 2.657	28.64	ADR	32.4	-31.8	.17	29.41	54	-24.59	-	-	-	-	277	245	V
1	* 11.583	42.68	PK-U	38.6	-21.8	0	59.48	-	-	74	-14.52	-	-	101	102	H
	* 11.585	30.68	ADR	38.6	-21.8	.17	47.65	54	-6.35	-	-	-	-	101	102	H
2	* 11.584	38.96	PK-U	38.6	-21.8	0	55.76	-	-	74	-18.24	-	-	72	104	V
	* 11.585	26.73	ADR	38.6	-21.8	.17	43.7	54	-10.3	-	-	-	-	72	104	V
4	1.899	41.59	PK-U	31.1	-32.8	0	39.89	-	-	-	-	68.2	-28.31	69	129	H

* - indicates frequency in CFR47 Pt 15 / IC RSS-Restricted Band
PK-U - U-NII: Maximum Peak
ADR - U-NII AD primary method, RMS average

UL VERIFICATION SERVICES INC.
47173 Benicia Street, Fremont, CA 94538; USA TEL:(510) 771-1000 FAX:(510) 661-0888
This report shall not be reproduced except in full, without the written approval of UL Verification Services Inc.

HIGH CHANNEL RESULTS

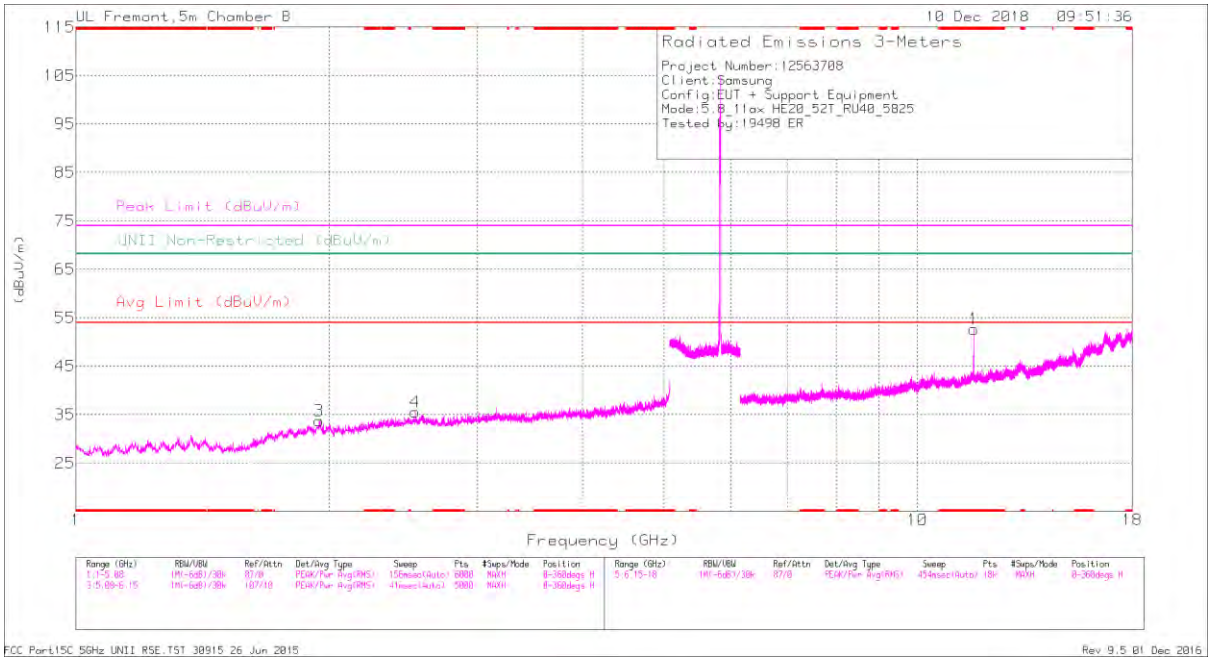

HORIZONTAL

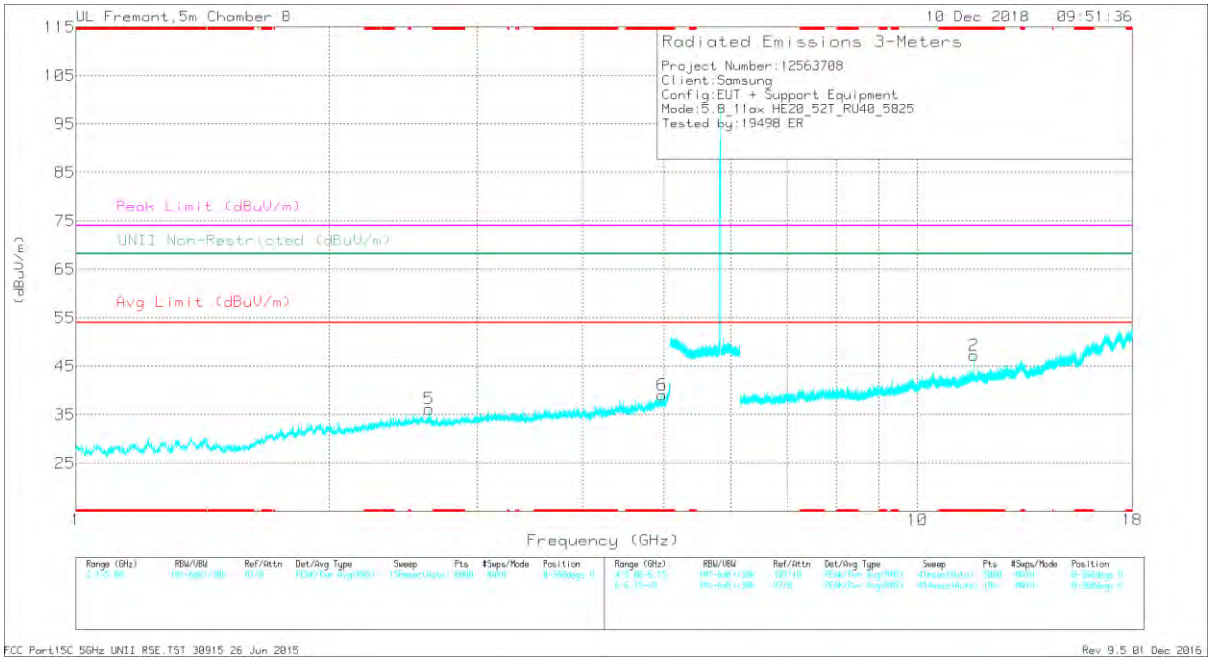

VERTICAL

UL VERIFICATION SERVICES INC.
47173 Benicia Street, Fremont, CA 94538; USA TEL:(510) 771-1000 FAX:(510) 661-0888

This report shall not be reproduced except in full, without the written approval of UL Verification Services Inc.

RADIATED EMISSIONS

Marker	Frequency (GHz)	Meter Reading (dBuV)	Det	AF T863 (dB/m)	Amp/Cbl/Fltr/Pad (dB)	DC Corr (dB)	Corrected Reading (dBuV/m)	Avg Limit (dBuV/m)	Margin (dB)	Peak Limit (dBuV/m)	PK Margin (dB)	UNII Non-Restricted (dBuV/m)	PK Margin (dB)	Azimuth (Degs)	Height (cm)	Polarity
6	* 4.968	38.39	PK-U	34.5	-28.6	0	44.29	-	-	74	-29.71	-	-	107	159	V
	* 4.97	27.23	ADR	34.5	-28.5	.17	33.4	54	-20.6	-	-	-	-	107	159	V
1	* 11.663	40.04	PK-U	38.8	-21.9	0	56.94	-	-	74	-17.06	-	-	47	133	H
	* 11.665	27.56	ADR	38.9	-21.9	.17	44.73	54	-9.27	-	-	-	-	47	133	H
2	* 11.663	42.03	PK-U	38.8	-21.9	0	58.93	-	-	74	-15.07	-	-	46	115	V
	* 11.664	28.52	ADR	38.9	-21.9	.17	45.69	54	-8.31	-	-	-	-	46	115	V
3	1.945	40.7	PK-U	31	-32	0	39.7	-	-	-	-	68.2	-28.5	316	123	H
4	2.531	40.04	PK-U	32.7	-31.9	0	40.84	-	-	-	-	68.2	-27.36	158	186	H
5	2.627	39.94	PK-U	32.6	-31.8	0	40.74	-	-	-	-	68.2	-27.46	236	210	V

* - indicates frequency in CFR47 Pt 15 / IC RSS-Restricted Band
PK-U - U-NII: Maximum Peak
ADR - U-NII AD primary method, RMS average

UL VERIFICATION SERVICES INC.
47173 Benicia Street, Fremont, CA 94538; USA TEL:(510) 771-1000 FAX:(510) 661-0888
This report shall not be reproduced except in full, without the written approval of UL Verification Services Inc.

9.1.27. TX ABOVE 1 GHz 802.11ax HE40 MODE IN THE 5.8 GHz BAND

2TX Antenna 1 + Antenna 2 OFDMA MODE – 484-Tones, RU Index 65

BANDEDGE (LOW CHANNEL)

HORIZONTAL RESULT

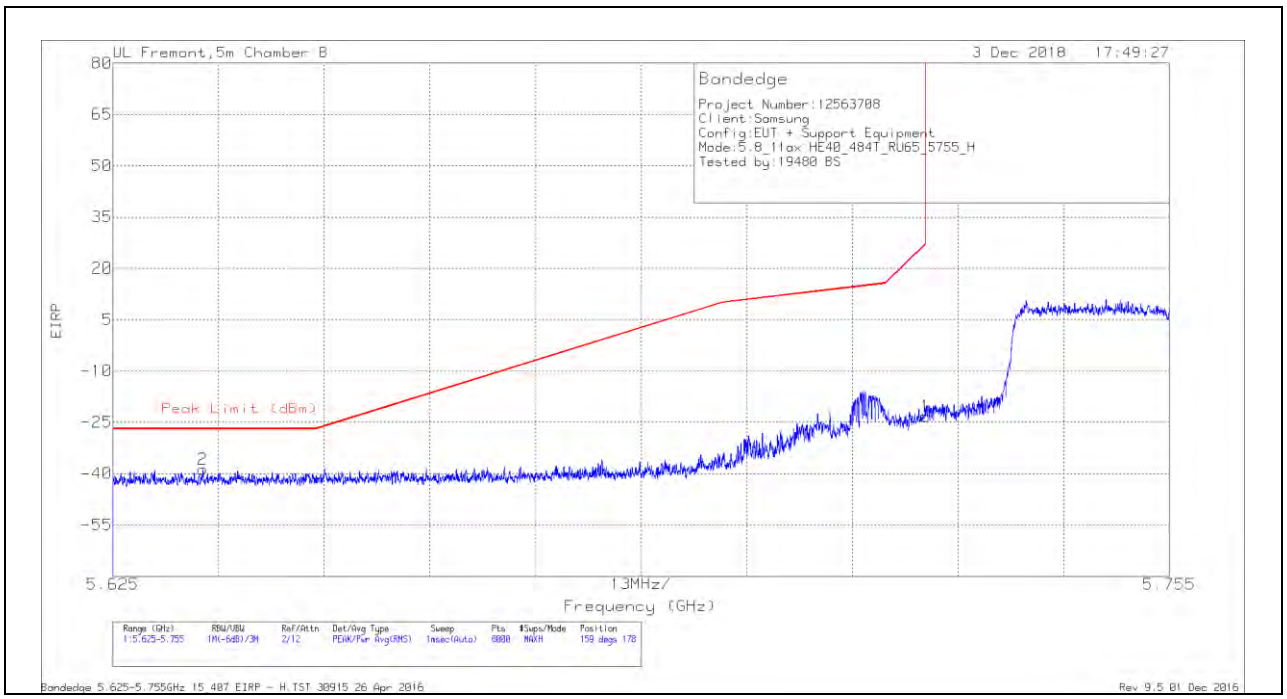

Trace Markers

Marker	Frequency (GHz)	Meter Reading (dBm)	Det	AF T863 (dB/m)	Amp/Cbl/Fltr/Pad (dB)	Conversion Factor (dB)	Corrected Reading EIRP	Peak Limit (dBm)	PK Margin (dB)	Azimuth (Degs)	Height (cm)	Polarity
2	5.636	-67.11	Pk	35.5	-18.9	11.8	-38.71	-27	-11.71	159	178	H
1	5.725	-51.71	Pk	35.5	-18.9	11.8	-23.31	27	-50.31	159	178	H

Pk - Peak detector

UL VERIFICATION SERVICES INC.
47173 Benicia Street, Fremont, CA 94538; USA TEL:(510) 771-1000 FAX:(510) 661-0888
This report shall not be reproduced except in full, without the written approval of UL Verification Services Inc.

VERTICAL RESULT

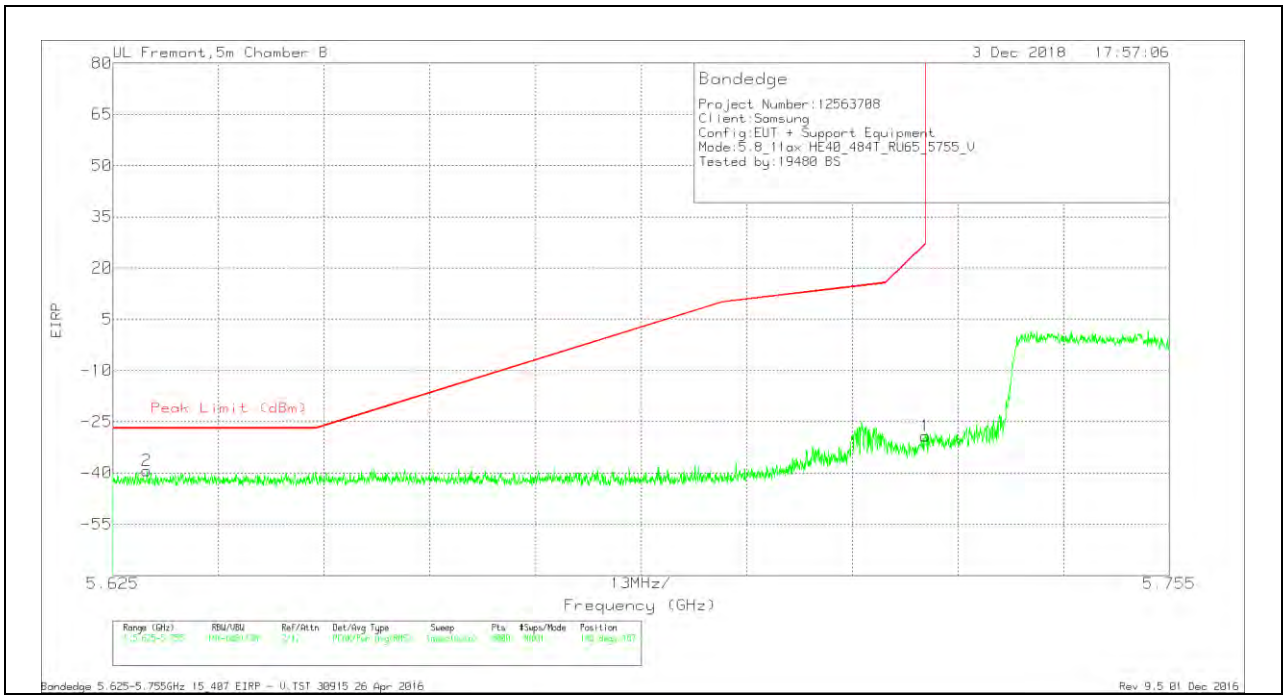

Trace Markers

Marker	Frequency (GHz)	Meter Reading (dBm)	Det	AF T863 (dB/m)	Amp/Cbl/Fltr/Pad (dB)	Conversion Factor (dB)	Corrected Reading EIRP	Peak Limit (dBm)	PK Margin (dB)	Azimuth (Degs)	Height (cm)	Polarity
2	5.629	-67.8	Pk	35.5	-18.8	11.8	-39.3	-27	-12.3	148	187	V
1	5.725	-57.55	Pk	35.5	-18.9	11.8	-29.15	27	-56.15	148	187	V

Pk - Peak detector

UL VERIFICATION SERVICES INC.
47173 Benicia Street, Fremont, CA 94538; USA TEL:(510) 771-1000 FAX:(510) 661-0888
This report shall not be reproduced except in full, without the written approval of UL Verification Services Inc.

BANDEDGE (HIGH CHANNEL)

HORIZONTAL RESULT

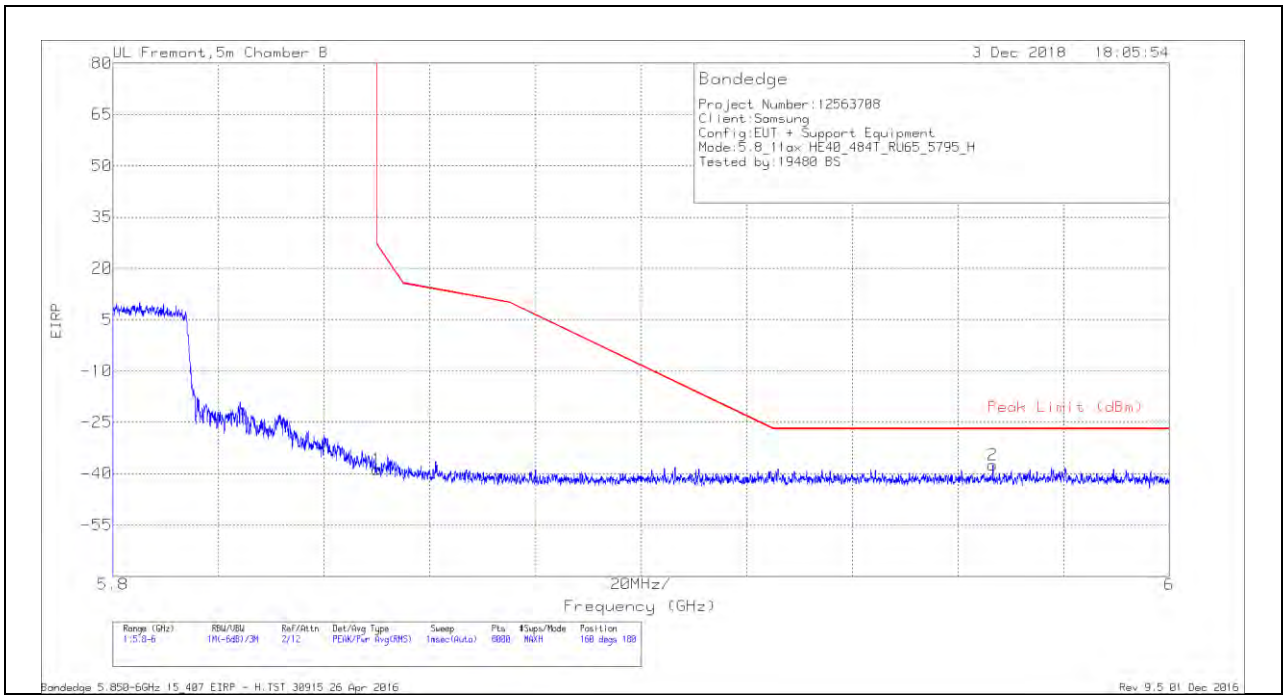

Trace Markers

Marker	Frequency (GHz)	Meter Reading (dBm)	Det	AF T863 (dB/m)	Amp/Cbl/Fltr/Pad (dB)	Conversion Factor (dB)	Corrected Reading EIRP	Peak Limit (dBm)	PK Margin (dB)	Azimuth (Degs)	Height (cm)	Polarity
1	5.85	-67.1	Pk	35.4	-18.9	11.8	-38.8	26.99	-65.79	160	180	H
2	5.967	-66.44	Pk	35.4	-18.2	11.8	-37.44	-27	-10.44	160	180	H

Pk - Peak detector

UL VERIFICATION SERVICES INC.
47173 Benicia Street, Fremont, CA 94538; USA TEL:(510) 771-1000 FAX:(510) 661-0888
This report shall not be reproduced except in full, without the written approval of UL Verification Services Inc.

VERTICAL RESULT

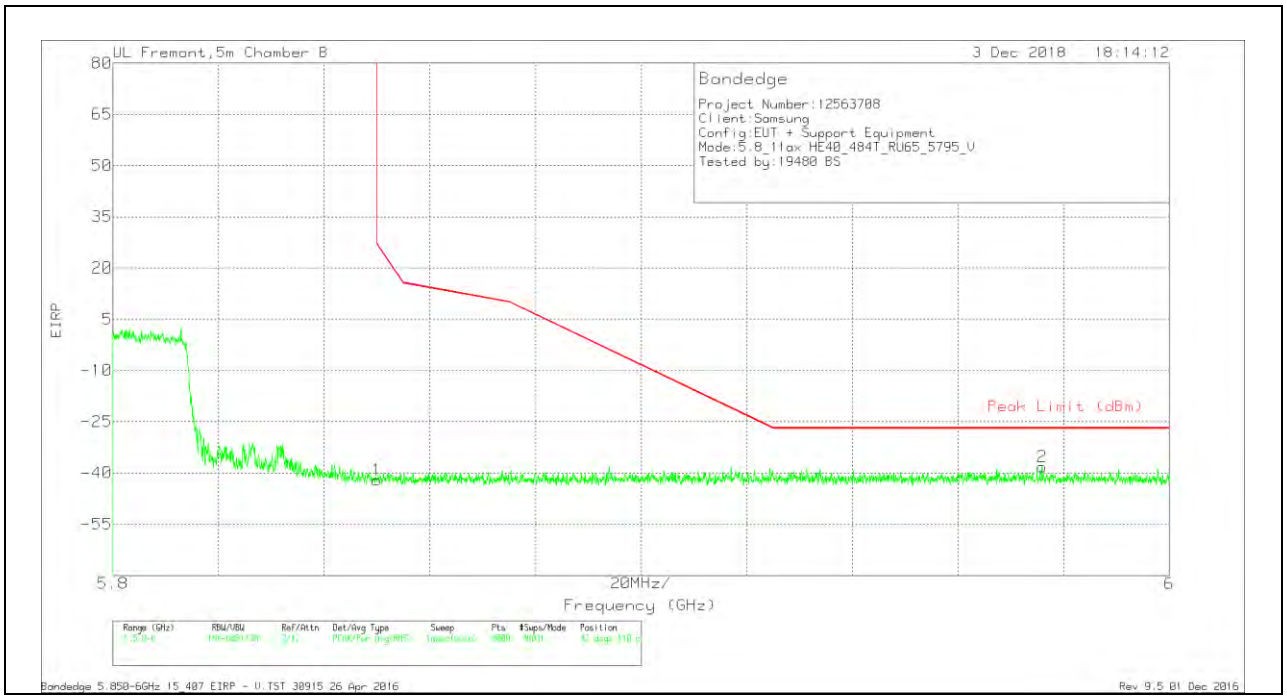

Trace Markers

Marker	Frequency (GHz)	Meter Reading (dBm)	Det	AF T863 (dB/m)	Amp/Cbl/Fltr/Pad (dB)	Conversion Factor (dB)	Corrected Reading EIRP	Peak Limit (dBm)	PK Margin (dB)	Azimuth (Degs)	Height (cm)	Polarity
1	5.85	-70.44	Pk	35.4	-18.9	11.8	-42.14	26.99	-69.13	42	110	V
2	5.976	-67.36	Pk	35.4	-18.1	11.8	-38.26	-27	-11.26	42	110	V

Pk - Peak detector

UL VERIFICATION SERVICES INC.
47173 Benicia Street, Fremont, CA 94538; USA TEL:(510) 771-1000 FAX:(510) 661-0888
This report shall not be reproduced except in full, without the written approval of UL Verification Services Inc.

HARMONICS AND SPURIOUS EMISSIONS

LOW CHANNEL RESULTS

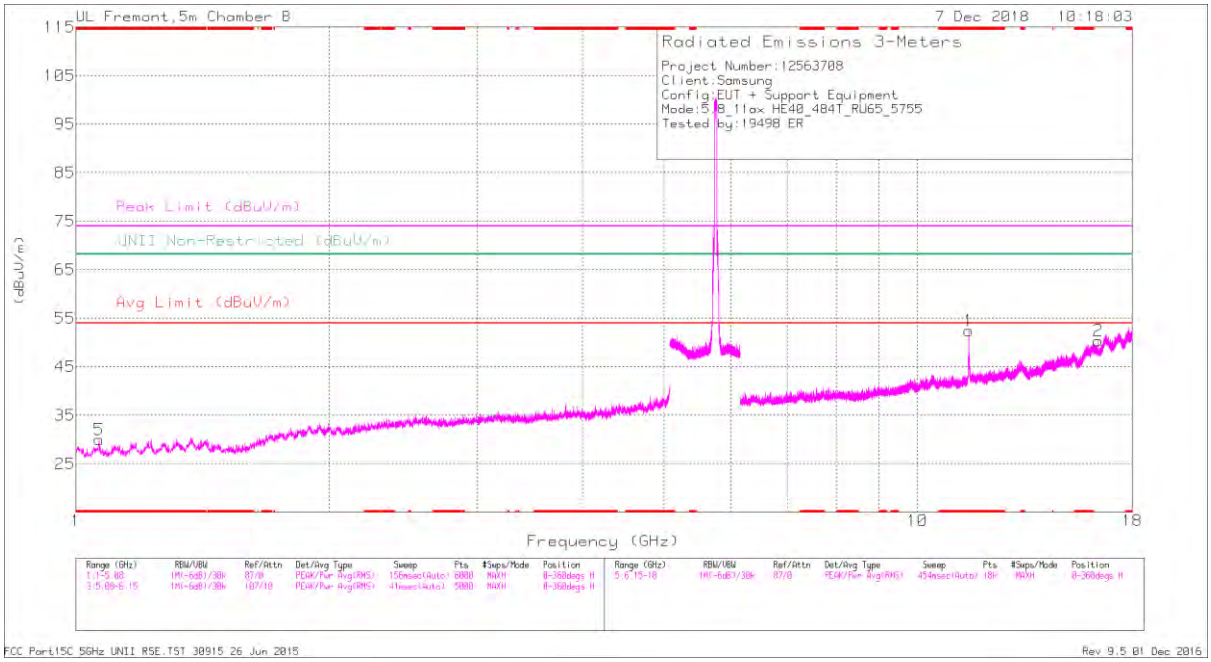

HORIZONTAL

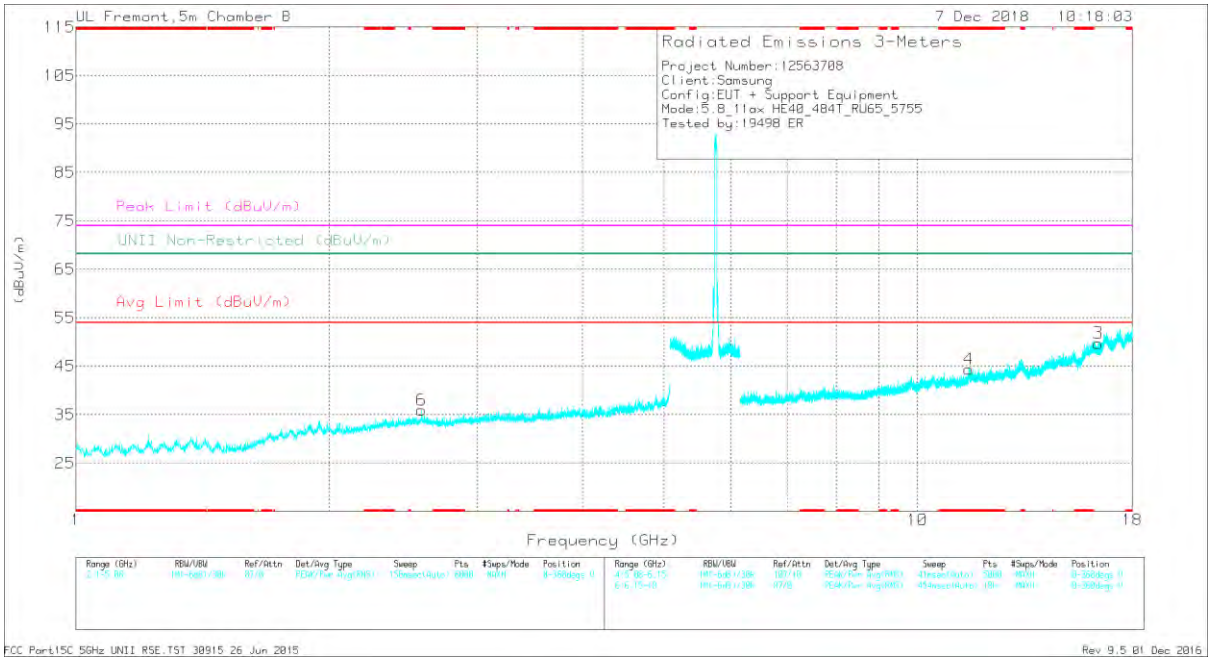

VERTICAL

UL VERIFICATION SERVICES INC.
47173 Benicia Street, Fremont, CA 94538; USA TEL:(510) 771-1000 FAX:(510) 661-0888
This report shall not be reproduced except in full, without the written approval of UL Verification Services Inc.

RADIATED EMISSIONS

Marker	Frequency (GHz)	Meter Reading (dBuV)	Det	AF T863 (dB/m)	Amp/Cbl/Fltr/Pad (dB)	DC Corr (dB)	Corrected Reading (dBuV/m)	Avg Limit (dBuV/m)	Margin (dB)	Peak Limit (dBuV/m)	PK Margin (dB)	UNII Non-Restricted (dBuV/m)	PK Margin (dB)	Azimuth (Degs)	Height (cm)	Polarity
5	* 1.066	42.43	PK-U	27.4	-34.2	0	35.63	-	-	74	-38.37	-	-	91	174	H
	* 1.063	30.55	ADR	27.4	-34.1	1.13	24.98	54	-29.02	-	-	-	-	91	174	H
1	* 11.509	39.34	PK-U	38.5	-22.4	0	55.44	-	-	74	-18.56	-	-	87	103	H
	* 11.509	26.62	ADR	38.5	-22.4	1.13	43.85	54	-10.15	-	-	-	-	87	103	H
4	* 11.514	34.76	PK-U	38.5	-22.2	0	51.06	-	-	74	-22.94	-	-	84	107	V
	* 11.504	22.8	ADR	38.5	-22.4	1.13	40.03	54	-13.97	-	-	-	-	84	107	V
6	2.576	39.92	PK-U	32.7	-31.7	0	40.92	-	-	-	-	68.2	-27.28	206	245	V
2	16.395	31.91	PK-U	42.6	-19.1	0	55.41	-	-	-	-	68.2	-12.79	287	199	H
3	16.415	31.48	PK-U	42.6	-19	0	55.08	-	-	-	-	68.2	-13.12	170	306	V

* - indicates frequency in CFR47 Pt 15 / IC RSS-Restricted Band
PK-U - U-NII: Maximum Peak
ADR - U-NII AD primary method, RMS average

UL VERIFICATION SERVICES INC.
47173 Benicia Street, Fremont, CA 94538; USA TEL:(510) 771-1000 FAX:(510) 661-0888
This report shall not be reproduced except in full, without the written approval of UL Verification Services Inc.

HIGH CHANNEL RESULTS

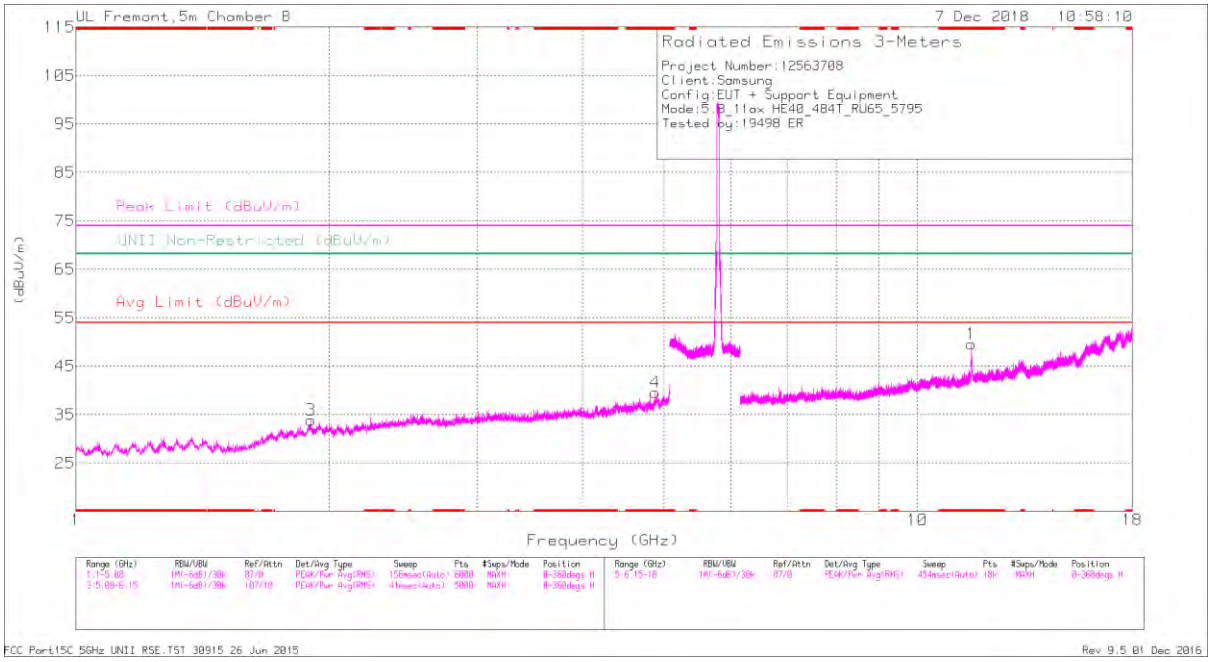

HORIZONTAL

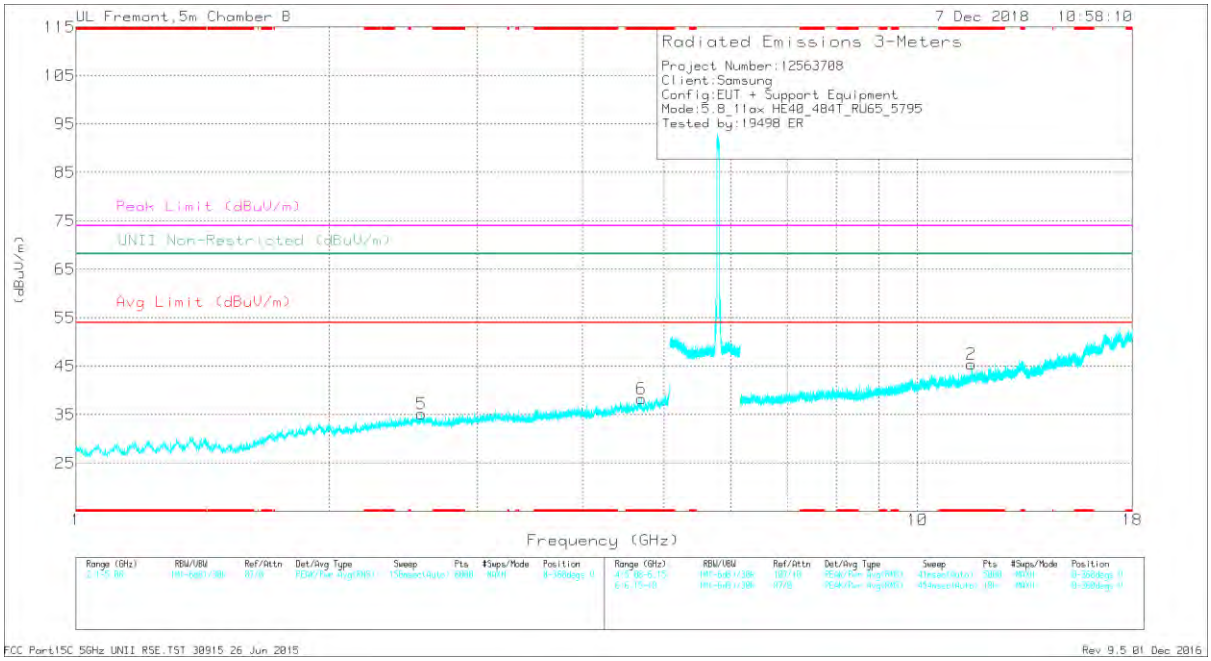

VERTICAL

UL VERIFICATION SERVICES INC.
47173 Benicia Street, Fremont, CA 94538; USA TEL:(510) 771-1000 FAX:(510) 661-0888
This report shall not be reproduced except in full, without the written approval of UL Verification Services Inc.

RADIATED EMISSIONS

Marker	Frequency (GHz)	Meter Reading (dBuV)	Det	AF T863 (dB/m)	Amp/Cbl/Fltr/Pad (dB)	DC Corr (dB)	Corrected Reading (dBuV/m)	Avg Limit (dBuV/m)	Margin (dB)	Peak Limit (dBuV/m)	PK Margin (dB)	UNII Non-Restricted (dBuV/m)	PK Margin (dB)	Azimuth (Degs)	Height (cm)	Polarity
4	* 4.883	39.26	PK-U	34.3	-29.1	0	44.46	-	-	74	-29.54	-	-	95	144	H
	* 4.88	28.08	ADR	34.3	-29.1	1.13	34.41	54	-19.59	-	-	-	-	95	144	H
6	* 4.697	38.28	PK-U	34.2	-28.9	0	43.58	-	-	74	-30.42	-	-	182	187	V
	* 4.697	27.3	ADR	34.2	-28.9	1.13	33.73	54	-20.27	-	-	-	-	182	187	V
1	* 11.589	38.99	PK-U	38.6	-21.7	0	55.89	-	-	74	-18.11	-	-	172	102	H
	* 11.589	26.69	ADR	38.6	-21.7	1.13	44.72	54	-9.28	-	-	-	-	172	102	H
2	* 11.587	35.15	PK-U	38.6	-21.7	0	52.05	-	-	74	-21.95	-	-	127	247	V
	* 11.591	22.35	ADR	38.6	-21.7	1.13	40.38	54	-13.62	-	-	-	-	127	247	V
3	1.901	41.16	PK-U	31.1	-32.7	0	39.56	-	-	-	-	68.2	-28.64	177	319	H
5	2.575	40.28	PK-U	32.7	-31.7	0	41.28	-	-	-	-	68.2	-26.92	271	105	V

* - indicates frequency in CFR47 Pt 15 / IC RSS-Restricted Band
PK-U - U-NII: Maximum Peak
ADR - U-NII AD primary method, RMS average

UL VERIFICATION SERVICES INC.
47173 Benicia Street, Fremont, CA 94538; USA TEL:(510) 771-1000 FAX:(510) 661-0888
This report shall not be reproduced except in full, without the written approval of UL Verification Services Inc.

2TX Antenna 1 + Antenna 2 OFDMA MODE – 242-Tones, RU Index 61

BANDEDGE (LOW CHANNEL)

HORIZONTAL RESULT

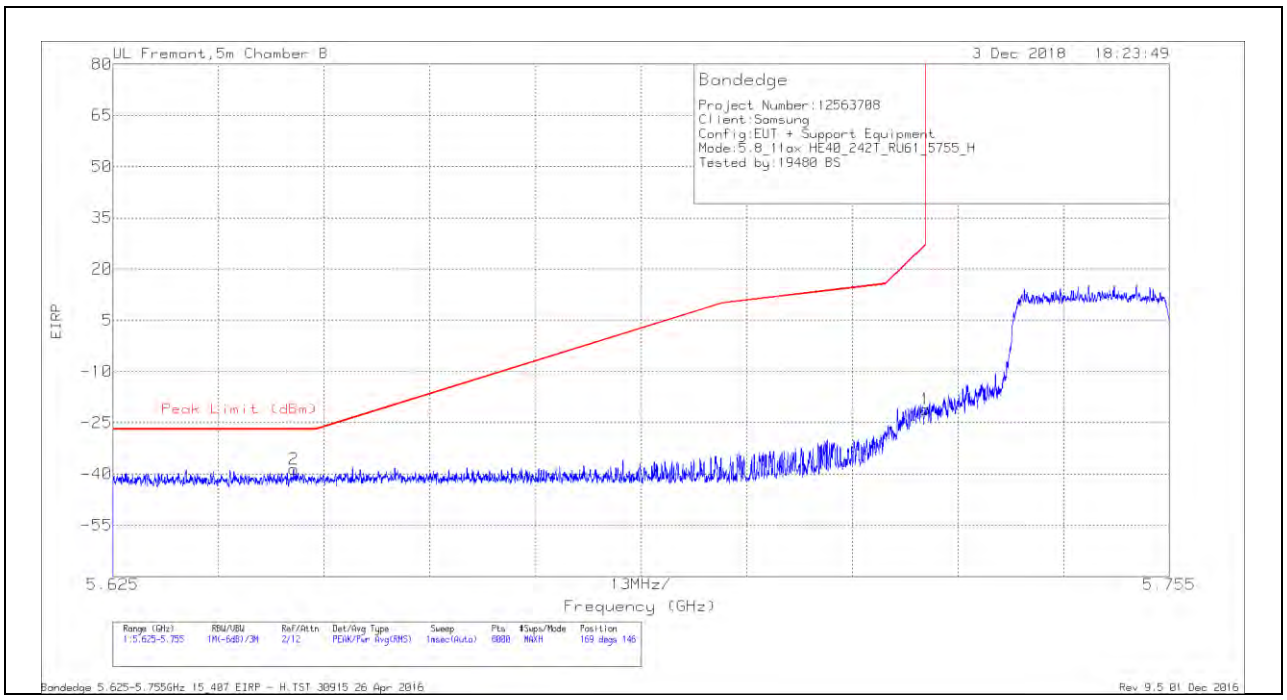

Trace Markers

Marker	Frequency (GHz)	Meter Reading (dBm)	Det	AF T863 (dB/m)	Amp/Cbl/Fltr/Pad (dB)	Conversion Factor (dB)	Corrected Reading EIRP	Peak Limit (dBm)	PK Margin (dB)	Azimuth (Degs)	Height (cm)	Polarity
2	5.647	-67.05	Pk	35.5	-18.8	11.8	-38.55	-27	-11.55	169	146	H
1	5.725	-49.43	Pk	35.5	-18.9	11.8	-21.03	27	-48.03	169	146	H

Pk - Peak detector

UL VERIFICATION SERVICES INC.
47173 Benicia Street, Fremont, CA 94538; USA TEL:(510) 771-1000 FAX:(510) 661-0888
This report shall not be reproduced except in full, without the written approval of UL Verification Services Inc.

VERTICAL RESULT

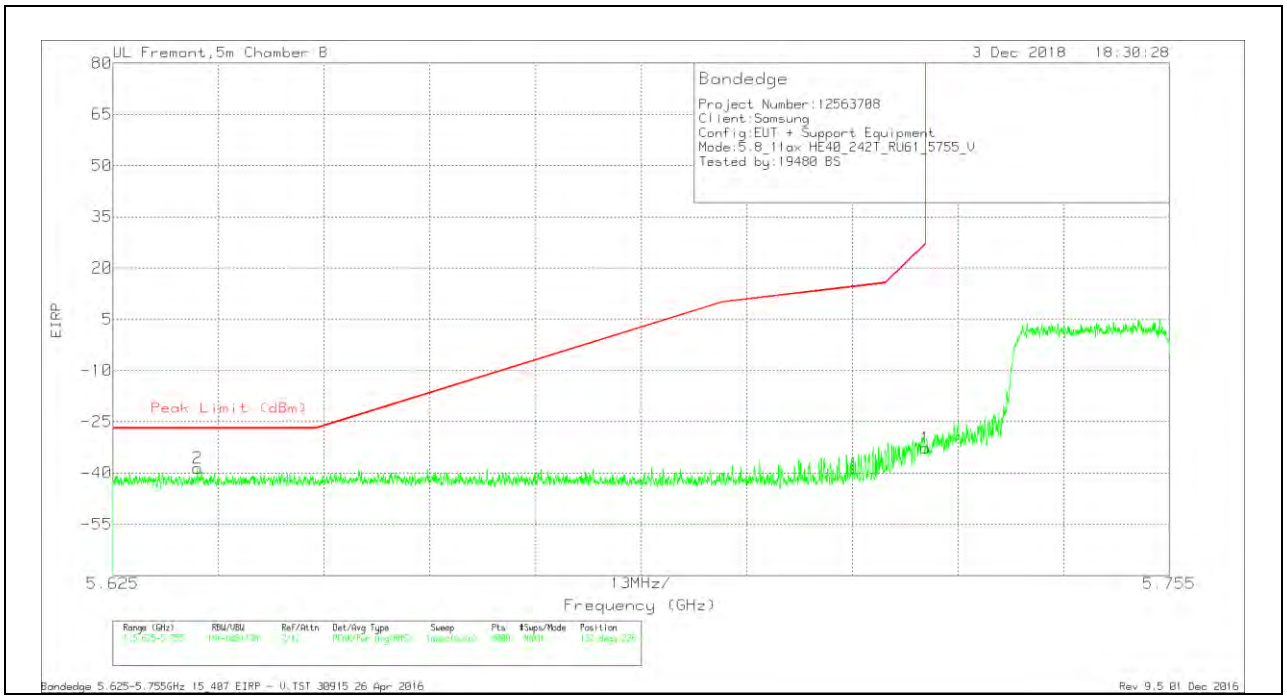

Trace Markers

Marker	Frequency (GHz)	Meter Reading (dBm)	Det	AF T863 (dB/m)	Amp/Cbl/Fltr/Pad (dB)	Conversion Factor (dB)	Corrected Reading EIRP	Peak Limit (dBm)	PK Margin (dB)	Azimuth (Degs)	Height (cm)	Polarity
2	5.635	-67.14	Pk	35.5	-18.8	11.8	-38.64	-27	-11.64	132	226	V
1	5.725	-61.1	Pk	35.5	-18.9	11.8	-32.7	27	-59.7	132	226	V

Pk - Peak detector

UL VERIFICATION SERVICES INC.
47173 Benicia Street, Fremont, CA 94538; USA TEL:(510) 771-1000 FAX:(510) 661-0888
This report shall not be reproduced except in full, without the written approval of UL Verification Services Inc.

2TX Antenna 1 + Antenna 2 OFDMA MODE – 242-Tones, RU Index 62

BANDEDGE (HIGH CHANNEL)

HORIZONTAL RESULT

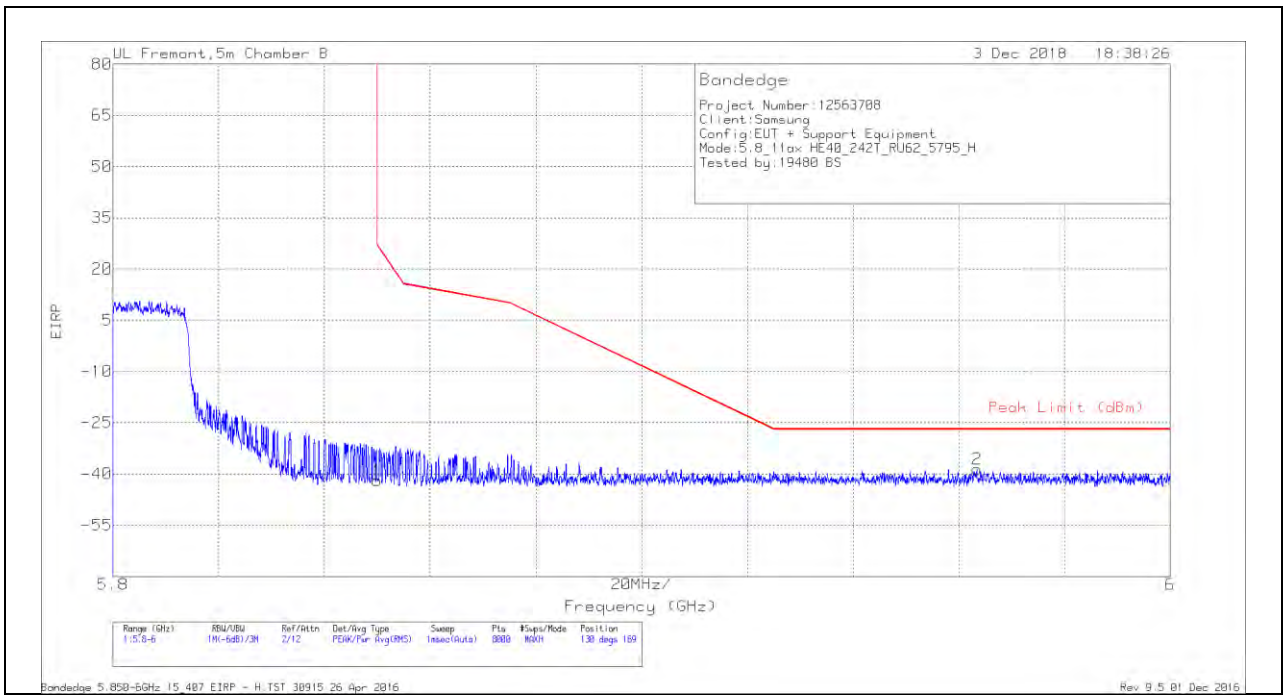

Trace Markers

Marker	Frequency (GHz)	Meter Reading (dBm)	Det	AF T863 (dB/m)	Amp/Cbl/Fltr/Pad (dB)	Conversion Factor (dB)	Corrected Reading EIRP	Peak Limit (dBm)	PK Margin (dB)	Azimuth (Degs)	Height (cm)	Polarity
1	5.85	-70.24	Pk	35.4	-18.9	11.8	-41.94	26.99	-68.93	130	169	H
2	5.963	-67.47	Pk	35.4	-18.3	11.8	-38.57	-27	-11.57	130	169	H

Pk - Peak detector

UL VERIFICATION SERVICES INC.
47173 Benicia Street, Fremont, CA 94538; USA TEL:(510) 771-1000 FAX:(510) 661-0888
This report shall not be reproduced except in full, without the written approval of UL Verification Services Inc.

VERTICAL RESULT

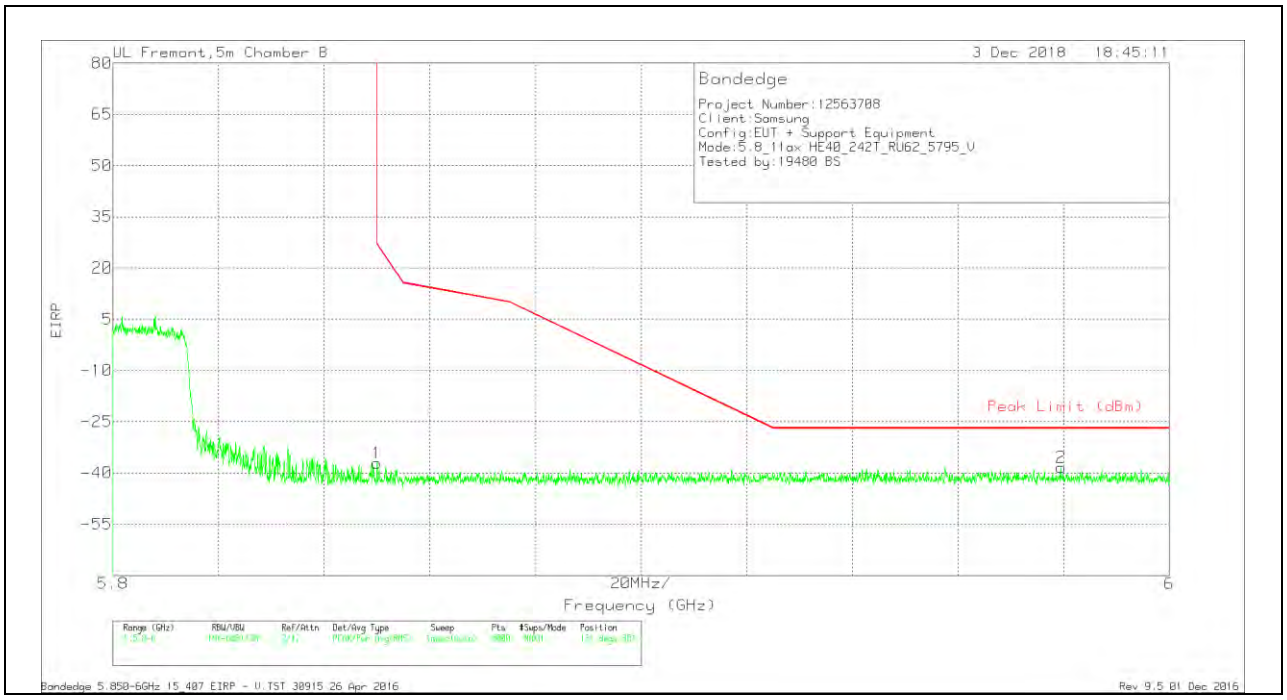

Trace Markers

Marker	Frequency (GHz)	Meter Reading (dBm)	Det	AF T863 (dB/m)	Amp/Cbl/Fltr/Pad (dB)	Conversion Factor (dB)	Corrected Reading EIRP	Peak Limit (dBm)	PK Margin (dB)	Azimuth (Degs)	Height (cm)	Polarity
1	5.85	-65.42	Pk	35.4	-18.9	11.8	-37.12	26.99	-64.11	131	381	V
2	5.979	-67.27	Pk	35.4	-18.3	11.8	-38.37	-27	-11.37	131	381	V

Pk - Peak detector

UL VERIFICATION SERVICES INC.
47173 Benicia Street, Fremont, CA 94538; USA TEL:(510) 771-1000 FAX:(510) 661-0888
This report shall not be reproduced except in full, without the written approval of UL Verification Services Inc.

2TX Antenna 1 + Antenna 2 OFDMA MODE – 106-Tones, RU Index 53

BANDEDGE (LOW CHANNEL)

HORIZONTAL RESULT

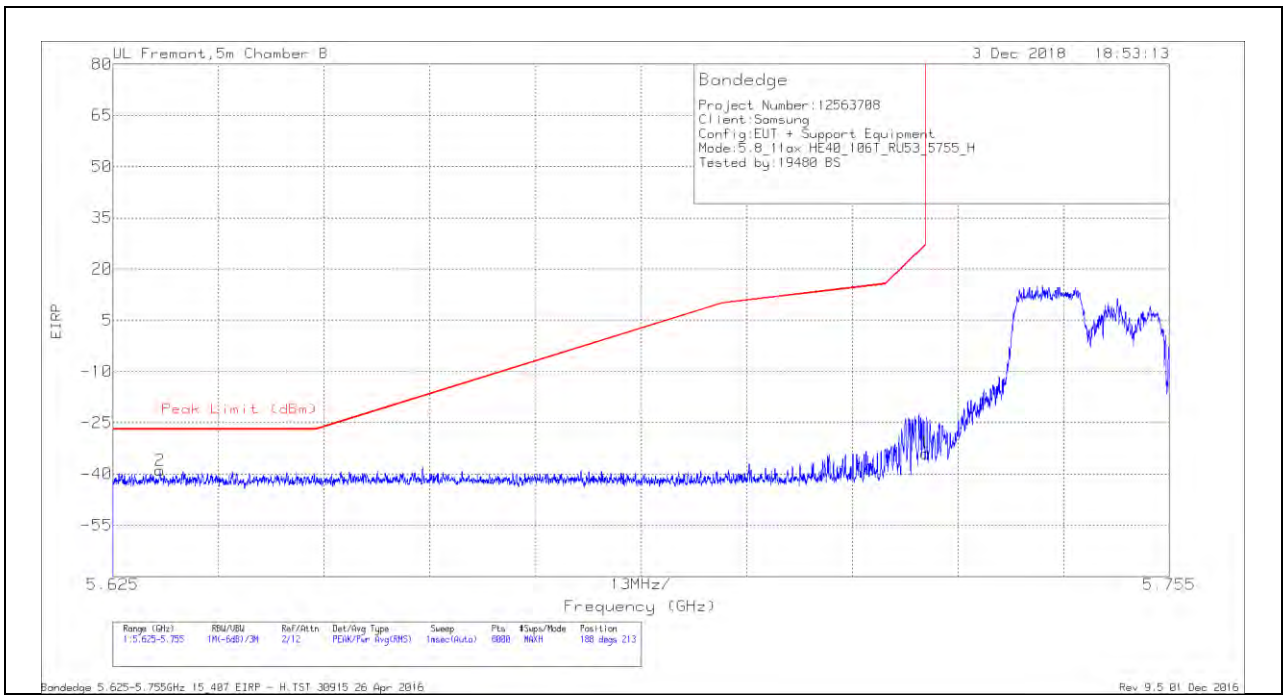

Trace Markers

Marker	Frequency (GHz)	Meter Reading (dBm)	Det	AF T863 (dB/m)	Amp/Cbl/Fltr/Pad (dB)	Conversion Factor (dB)	Corrected Reading EIRP	Peak Limit (dBm)	PK Margin (dB)	Azimuth (Degs)	Height (cm)	Polarity
2	5.631	-67.52	Pk	35.5	-18.7	11.8	-38.92	-27	-11.92	188	213	H
1	5.725	-62.42	Pk	35.5	-18.9	11.8	-34.02	27	-61.02	188	213	H

Pk - Peak detector

UL VERIFICATION SERVICES INC.
47173 Benicia Street, Fremont, CA 94538; USA TEL:(510) 771-1000 FAX:(510) 661-0888
This report shall not be reproduced except in full, without the written approval of UL Verification Services Inc.

VERTICAL RESULT

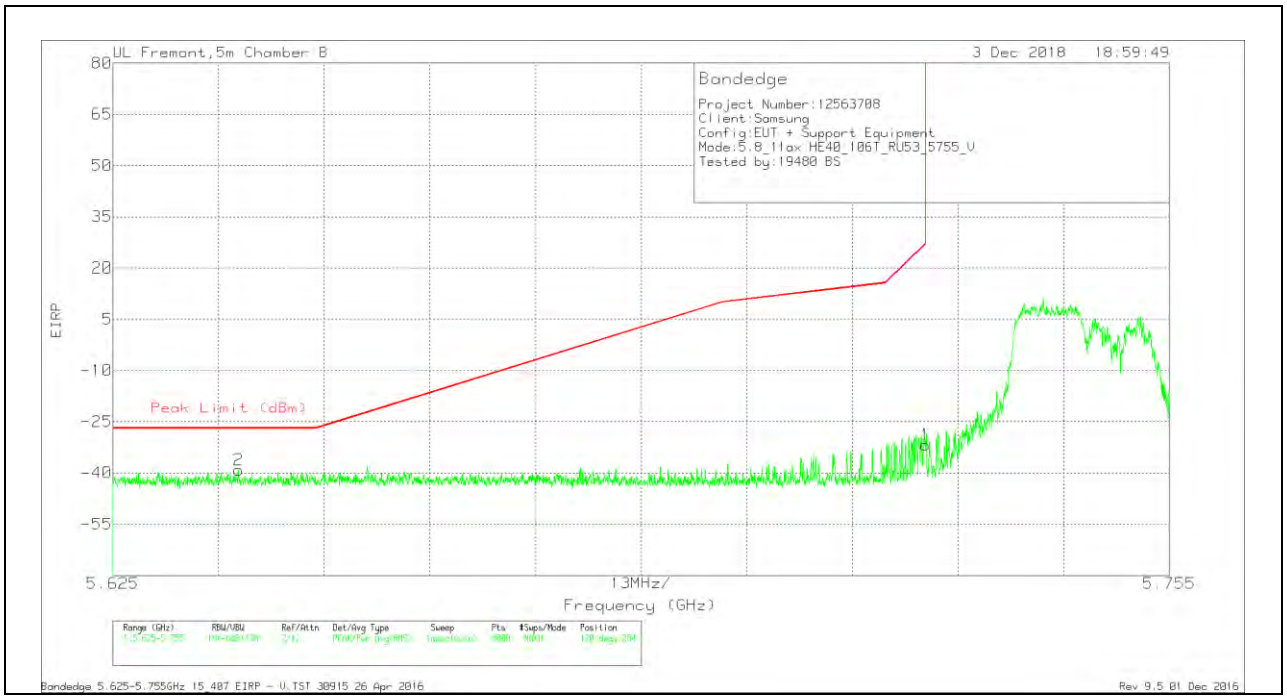

Trace Markers

Marker	Frequency (GHz)	Meter Reading (dBm)	Det	AF T863 (dB/m)	Amp/Cbl/Fltr/Pad (dB)	Conversion Factor (dB)	Corrected Reading EIRP	Peak Limit (dBm)	PK Margin (dB)	Azimuth (Degs)	Height (cm)	Polarity
2	5.64	-67.59	Pk	35.5	-18.8	11.8	-39.09	-27	-12.09	120	284	V
1	5.725	-60.19	Pk	35.5	-18.9	11.8	-31.79	27	-58.79	120	284	V

Pk - Peak detector

UL VERIFICATION SERVICES INC.
47173 Benicia Street, Fremont, CA 94538; USA TEL:(510) 771-1000 FAX:(510) 661-0888
This report shall not be reproduced except in full, without the written approval of UL Verification Services Inc.

2TX Antenna 1 + Antenna 2 OFDMA MODE – 106-Tones, RU Index 56

BANDEDGE (HIGH CHANNEL)

HORIZONTAL RESULT

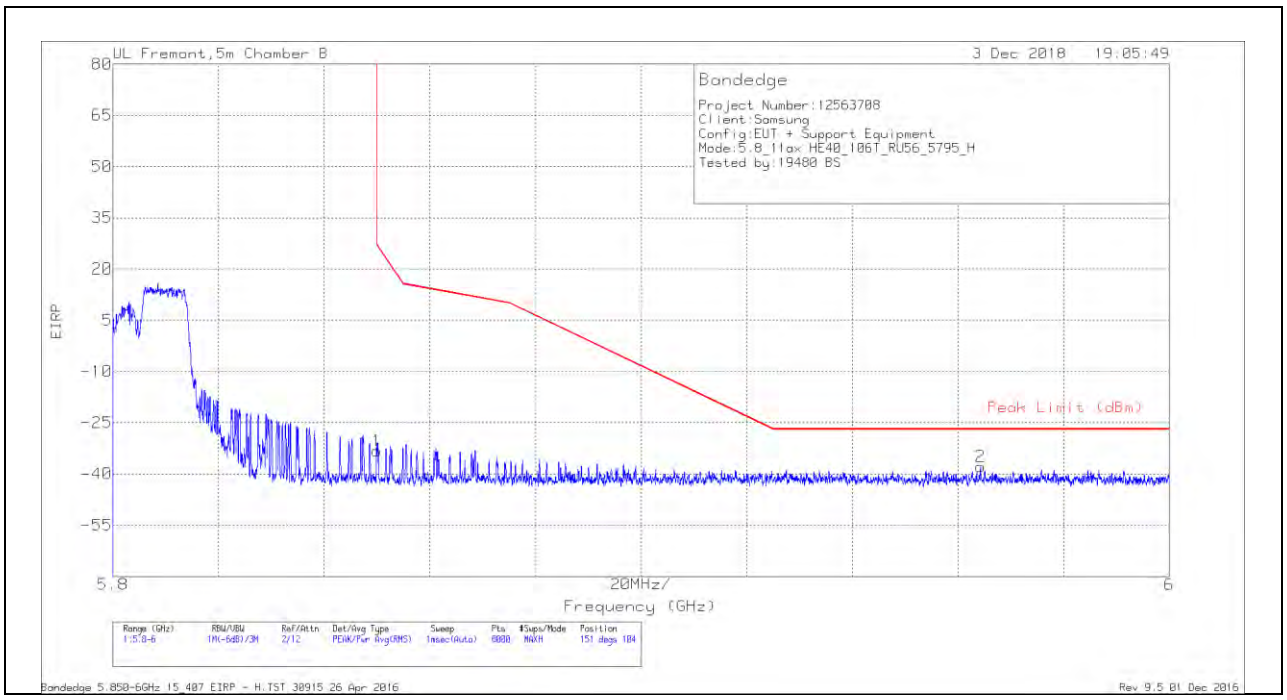

Trace Markers

Marker	Frequency (GHz)	Meter Reading (dBm)	Det	AF T863 (dB/m)	Amp/Cbl/Fltr/Pad (dB)	Conversion Factor (dB)	Corrected Reading EIRP	Peak Limit (dBm)	PK Margin (dB)	Azimuth (Degs)	Height (cm)	Polarity
1	5.85	-61.55	Pk	35.4	-18.9	11.8	-33.25	26.99	-60.24	151	104	H
2	5.964	-66.81	Pk	35.4	-18.3	11.8	-37.91	-27	-10.91	151	104	H

Pk - Peak detector

UL VERIFICATION SERVICES INC.
47173 Benicia Street, Fremont, CA 94538; USA TEL:(510) 771-1000 FAX:(510) 661-0888
This report shall not be reproduced except in full, without the written approval of UL Verification Services Inc.

VERTICAL RESULT

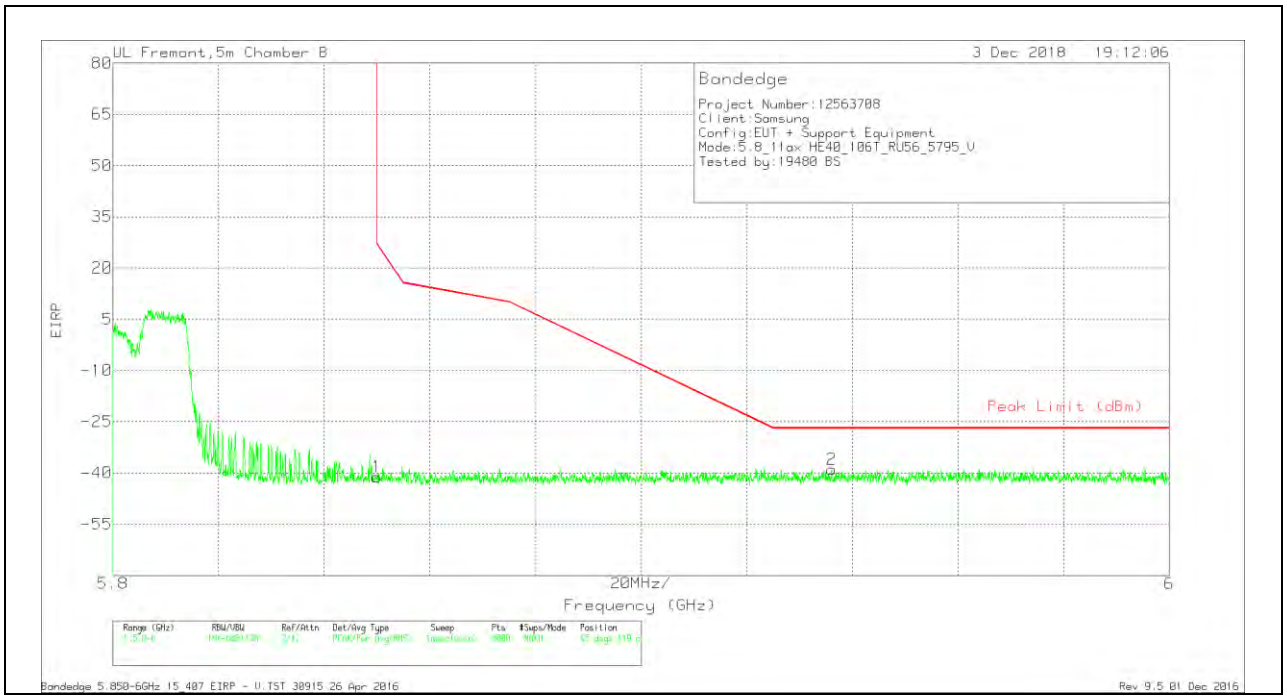

Trace Markers

Marker	Frequency (GHz)	Meter Reading (dBm)	Det	AF T863 (dB/m)	Amp/Cbl/Fltr/Pad (dB)	Conversion Factor (dB)	Corrected Reading EIRP	Peak Limit (dBm)	PK Margin (dB)	Azimuth (Degs)	Height (cm)	Polarity
1	5.85	-69.42	Pk	35.4	-18.9	11.8	-41.12	26.99	-68.11	65	119	V
2	5.936	-67.69	Pk	35.4	-18.4	11.8	-38.89	-27	-11.89	65	119	V

Pk - Peak detector

UL VERIFICATION SERVICES INC.
47173 Benicia Street, Fremont, CA 94538; USA TEL:(510) 771-1000 FAX:(510) 661-0888
This report shall not be reproduced except in full, without the written approval of UL Verification Services Inc.

2TX Antenna 1 + Antenna 2 OFDMA MODE – 52-Tones, RU Index 37

BANDEDGE (LOW CHANNEL)

HORIZONTAL RESULT

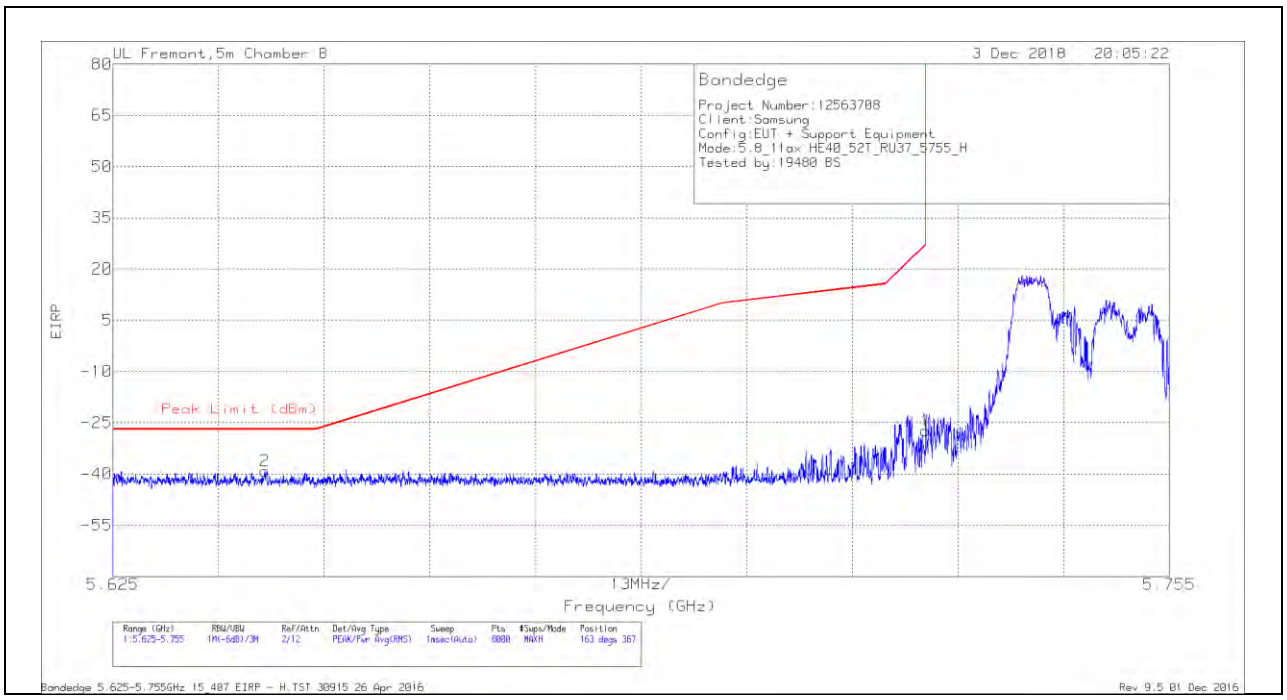

Trace Markers

Marker	Frequency (GHz)	Meter Reading (dBm)	Det	AF T863 (dB/m)	Amp/Cbl/Fltr/Pad (dB)	Conversion Factor (dB)	Corrected Reading EIRP	Peak Limit (dBm)	PK Margin (dB)	Azimuth (Degs)	Height (cm)	Polarity
2	5.644	-67.72	Pk	35.5	-18.8	11.8	-39.22	-27	-12.22	163	367	H
1	5.725	-55.77	Pk	35.5	-18.9	11.8	-27.37	27	-54.37	163	367	H

Pk - Peak detector

UL VERIFICATION SERVICES INC.
47173 Benicia Street, Fremont, CA 94538; USA TEL:(510) 771-1000 FAX:(510) 661-0888
This report shall not be reproduced except in full, without the written approval of UL Verification Services Inc.

VERTICAL RESULT

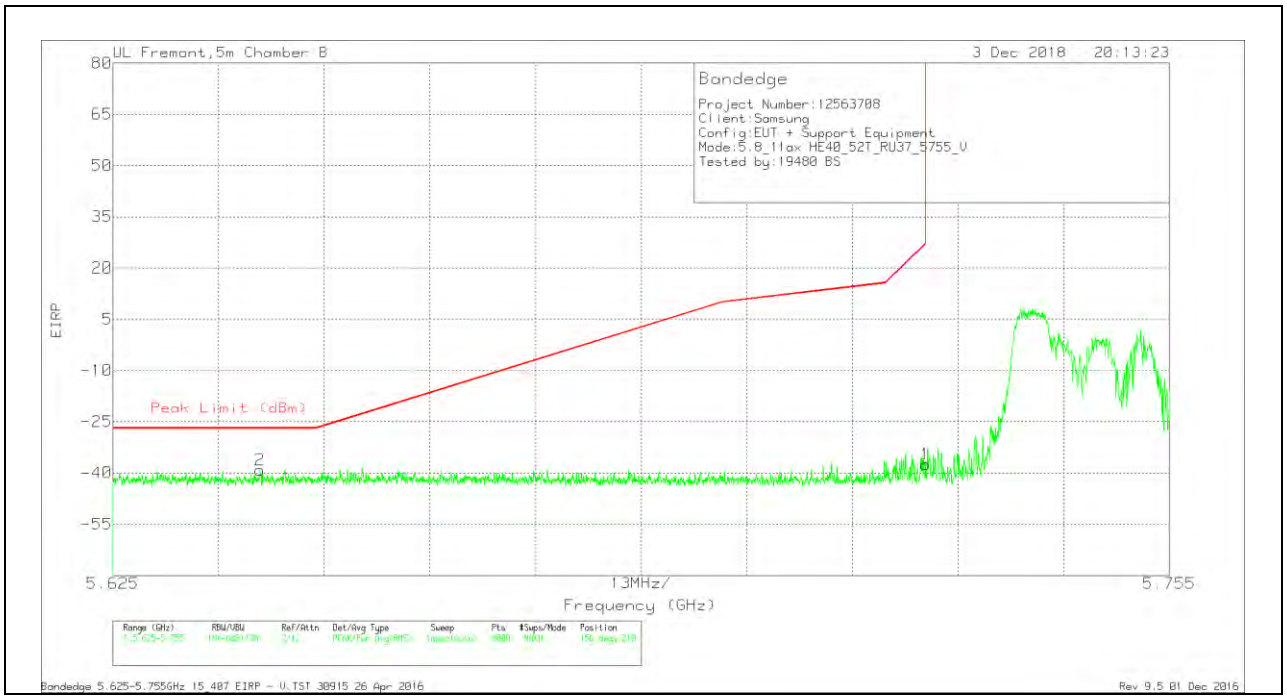

Trace Markers

Marker	Frequency (GHz)	Meter Reading (dBm)	Det	AF T863 (dB/m)	Amp/Cbl/Fltr/Pad (dB)	Conversion Factor (dB)	Corrected Reading EIRP	Peak Limit (dBm)	PK Margin (dB)	Azimuth (Degs)	Height (cm)	Polarity
2	5.643	-67.47	Pk	35.5	-19	11.8	-39.17	-27	-12.17	156	210	V
1	5.725	-65.91	Pk	35.5	-18.9	11.8	-37.51	27	-64.51	156	210	V

Pk - Peak detector

UL VERIFICATION SERVICES INC.
47173 Benicia Street, Fremont, CA 94538; USA TEL:(510) 771-1000 FAX:(510) 661-0888
This report shall not be reproduced except in full, without the written approval of UL Verification Services Inc.

2TX Antenna 1 + Antenna 2 OFDMA MODE – 52-Tones, RU Index 44

BANDEDGE (HIGH CHANNEL)

HORIZONTAL RESULT

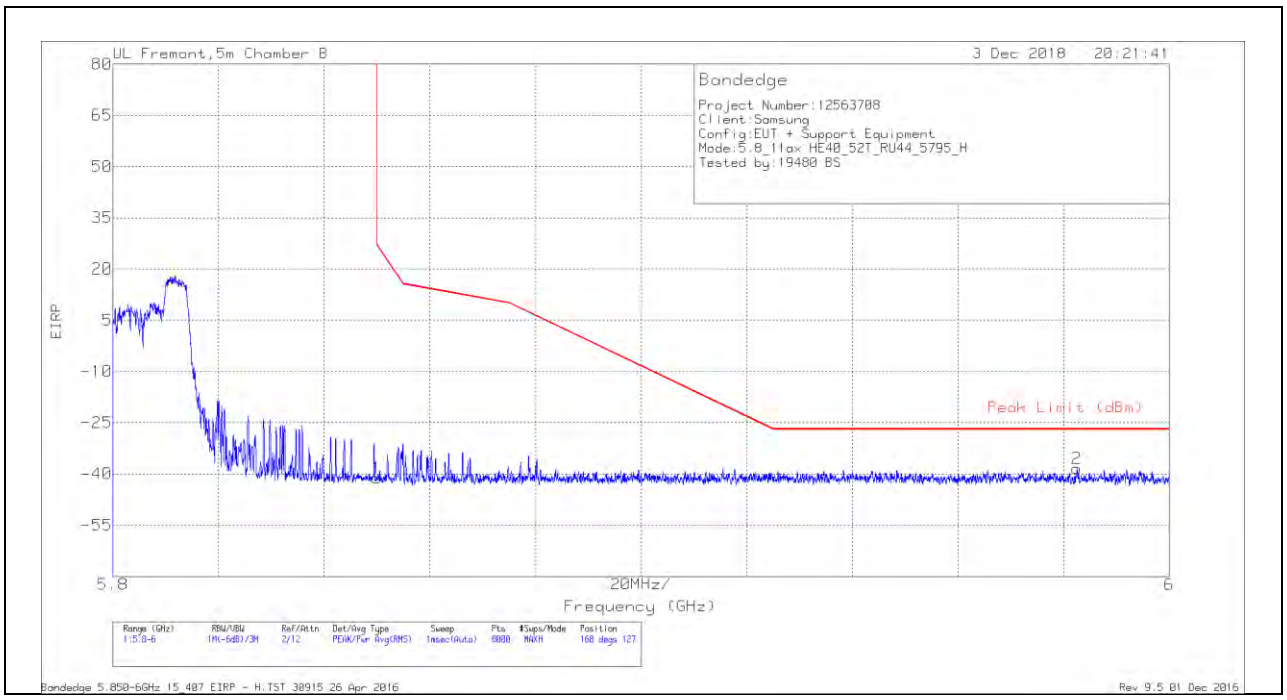

Trace Markers

Marker	Frequency (GHz)	Meter Reading (dBm)	Det	AF T863 (dB/m)	Amp/Cbl/Fltr/Pad (dB)	Conversion Factor (dB)	Corrected Reading EIRP	Peak Limit (dBm)	PK Margin (dB)	Azimuth (Degs)	Height (cm)	Polarity
1	5.85	-69.4	Pk	35.4	-18.9	11.8	-41.1	26.99	-68.09	168	127	H
2	5.983	-67.26	Pk	35.4	-18.3	11.8	-38.36	-27	-11.36	168	127	H

Pk - Peak detector

UL VERIFICATION SERVICES INC.
47173 Benicia Street, Fremont, CA 94538; USA TEL:(510) 771-1000 FAX:(510) 661-0888
This report shall not be reproduced except in full, without the written approval of UL Verification Services Inc.

VERTICAL RESULT

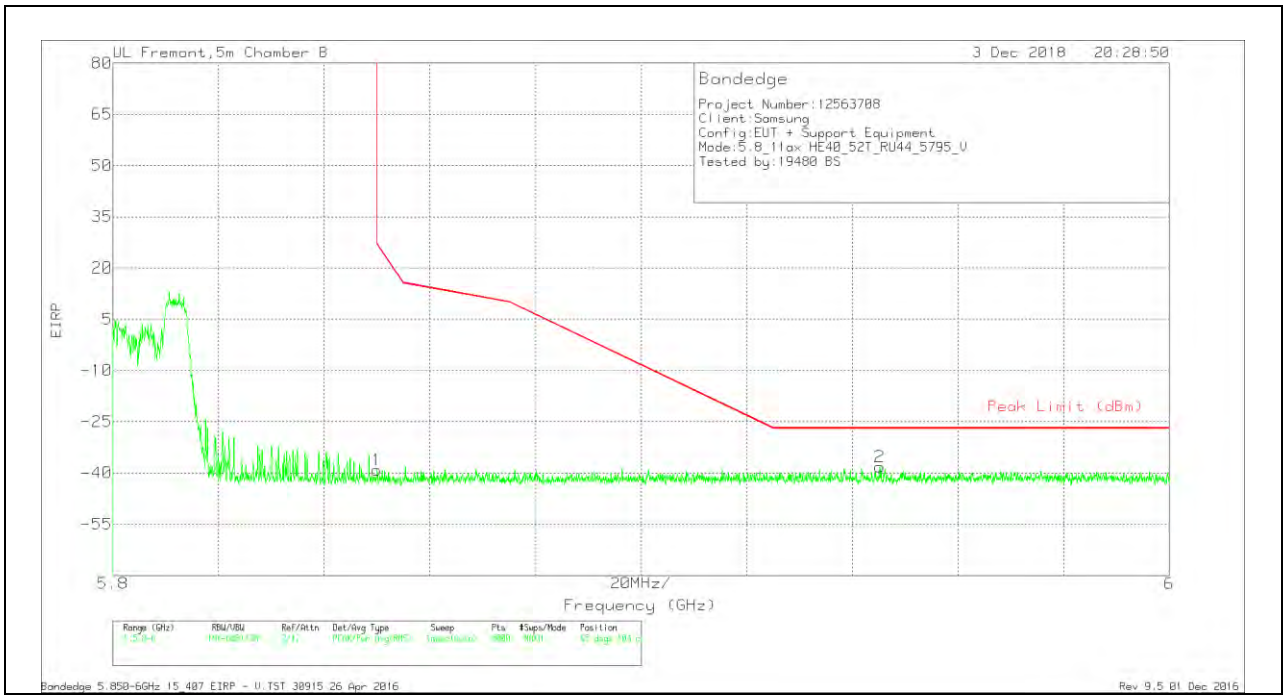

Trace Markers

Marker	Frequency (GHz)	Meter Reading (dBm)	Det	AF T863 (dB/m)	Amp/Cbl/Fltr/Pad (dB)	Conversion Factor (dB)	Corrected Reading EIRP	Peak Limit (dBm)	PK Margin (dB)	Azimuth (Degs)	Height (cm)	Polarity
1	5.85	-67.37	Pk	35.4	-18.9	11.8	-39.07	26.99	-66.06	65	104	V
2	5.945	-67.02	Pk	35.4	-18.4	11.8	-38.22	-27	-11.22	65	104	V

Pk - Peak detector

UL VERIFICATION SERVICES INC.
47173 Benicia Street, Fremont, CA 94538; USA TEL:(510) 771-1000 FAX:(510) 661-0888
This report shall not be reproduced except in full, without the written approval of UL Verification Services Inc.

2TX Antenna 1 + Antenna 2 OFDMA MODE – 26-Tones, RU Index 0

BANDEDGE (LOW CHANNEL)

HORIZONTAL RESULT

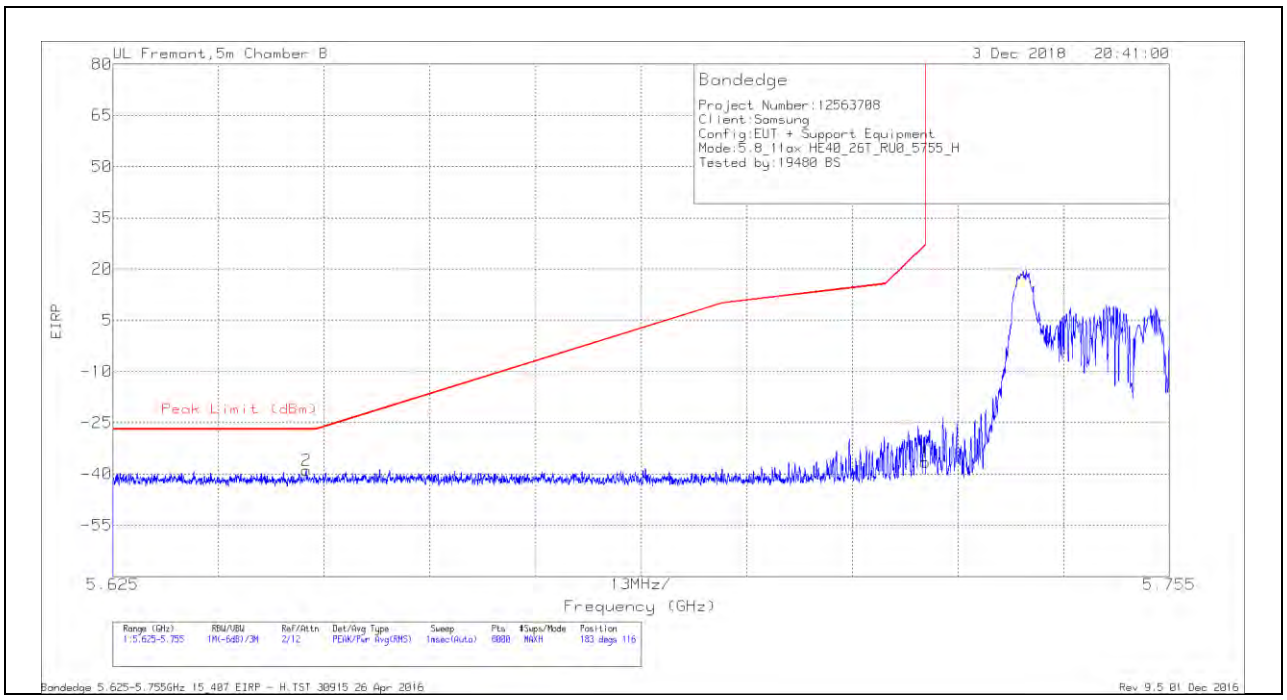

Trace Markers

Marker	Frequency (GHz)	Meter Reading (dBm)	Det	AF T863 (dB/m)	Amp/Cbl/Fltr/Pad (dB)	Conversion Factor (dB)	Corrected Reading EIRP	Peak Limit (dBm)	PK Margin (dB)	Azimuth (Degs)	Height (cm)	Polarity
2	5.649	-67.54	Pk	35.5	-18.7	11.8	-38.94	-27	-11.94	183	116	H
1	5.725	-64.94	Pk	35.5	-18.9	11.8	-36.54	27	-63.54	183	116	H

Pk - Peak detector

UL VERIFICATION SERVICES INC.
47173 Benicia Street, Fremont, CA 94538; USA TEL:(510) 771-1000 FAX:(510) 661-0888
This report shall not be reproduced except in full, without the written approval of UL Verification Services Inc.

VERTICAL RESULT

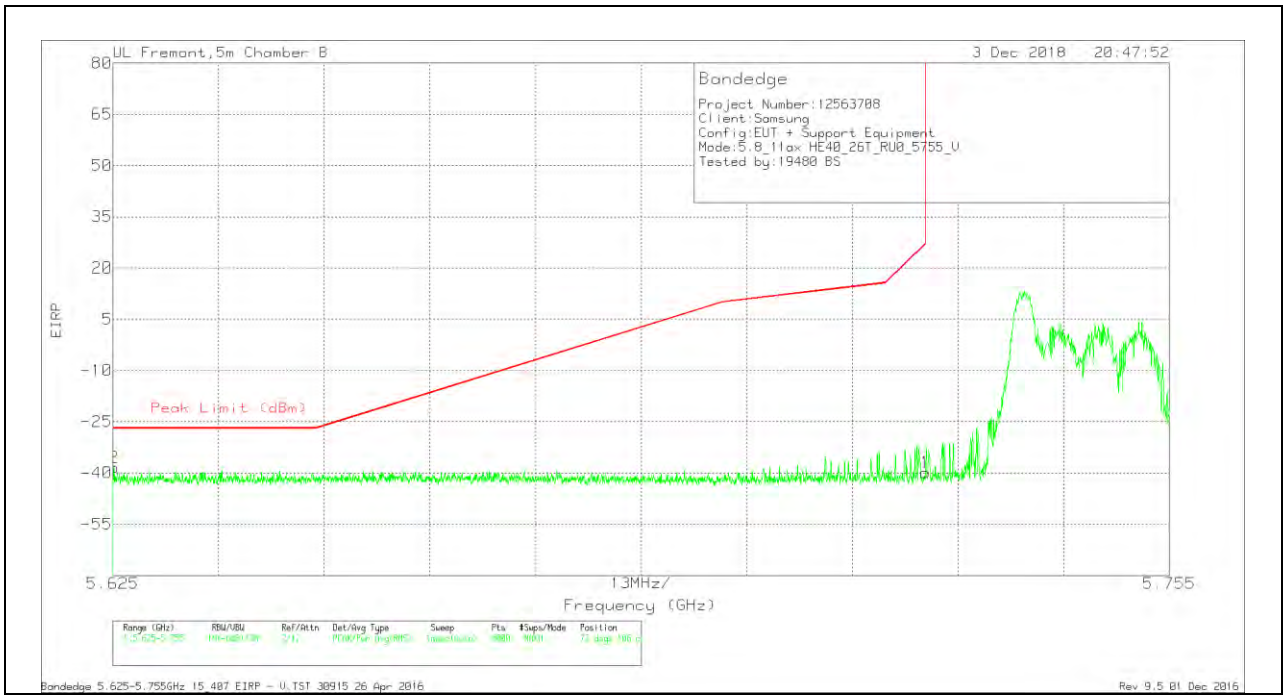

Trace Markers

Marker	Frequency (GHz)	Meter Reading (dBm)	Det	AF T863 (dB/m)	Amp/Cbl/Fltr/Pad (dB)	Conversion Factor (dB)	Corrected Reading EIRP	Peak Limit (dBm)	PK Margin (dB)	Azimuth (Degs)	Height (cm)	Polarity
2	5.625	-66.74	Pk	35.5	-19	11.8	-38.44	-27	-11.44	72	106	V
1	5.725	-68.3	Pk	35.5	-18.9	11.8	-39.9	27	-66.9	72	106	V

Pk - Peak detector

UL VERIFICATION SERVICES INC.
47173 Benicia Street, Fremont, CA 94538; USA TEL:(510) 771-1000 FAX:(510) 661-0888
This report shall not be reproduced except in full, without the written approval of UL Verification Services Inc.

2TX Antenna 1 + Antenna 2 OFDMA MODE – 26-Tones, RU Index 17

BANDEDGE (HIGH CHANNEL)

HORIZONTAL RESULT

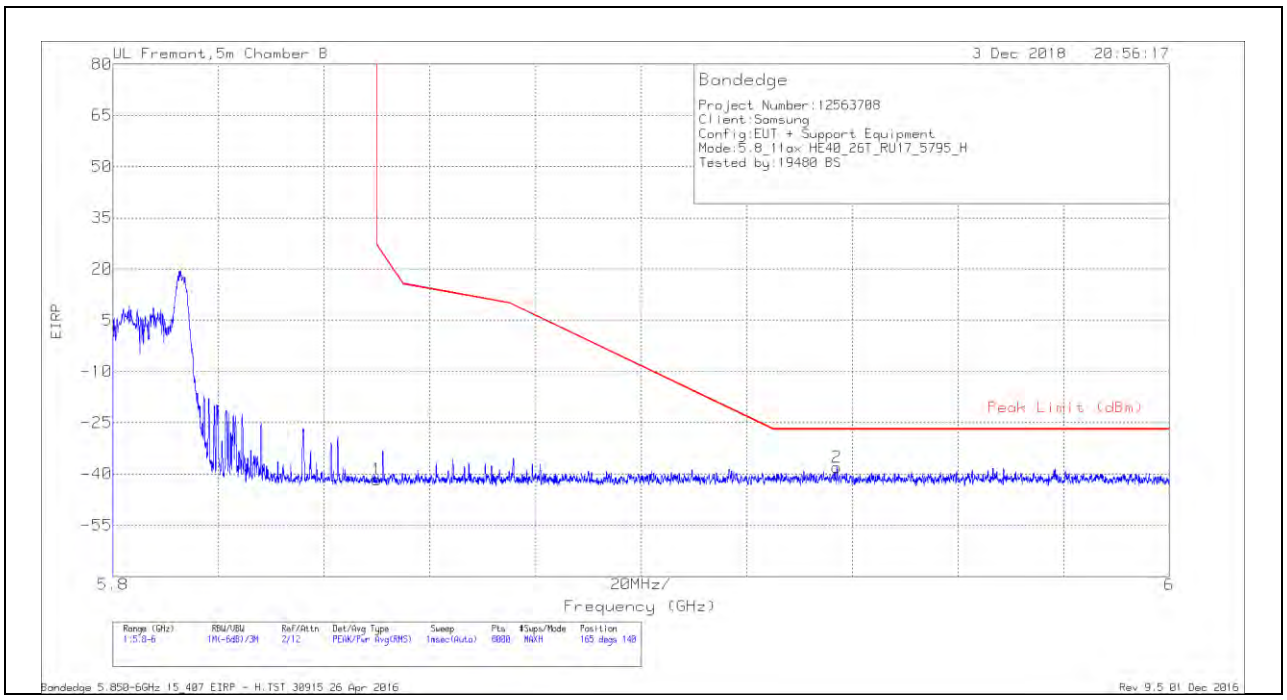

Trace Markers

Marker	Frequency (GHz)	Meter Reading (dBm)	Det	AF T863 (dB/m)	Amp/Cbl/Fltr/Pad (dB)	Conversion Factor (dB)	Corrected Reading EIRP	Peak Limit (dBm)	PK Margin (dB)	Azimuth (Degs)	Height (cm)	Polarity
1	5.85	-69.92	Pk	35.4	-18.9	11.8	-41.62	26.99	-68.61	165	140	H
2	5.937	-66.71	Pk	35.4	-18.6	11.8	-38.11	-27	-11.11	165	140	H

Pk - Peak detector

UL VERIFICATION SERVICES INC.
47173 Benicia Street, Fremont, CA 94538; USA TEL:(510) 771-1000 FAX:(510) 661-0888
This report shall not be reproduced except in full, without the written approval of UL Verification Services Inc.

VERTICAL RESULT

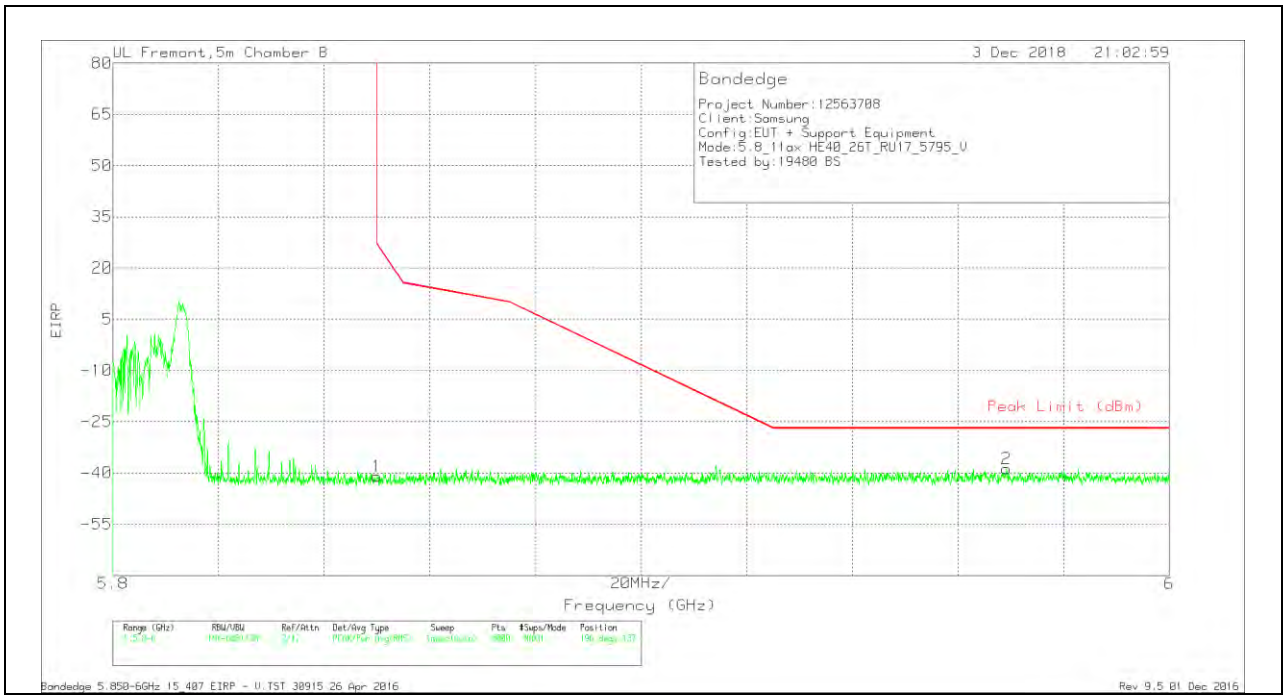

Trace Markers

Marker	Frequency (GHz)	Meter Reading (dBm)	Det	AF T863 (dB/m)	Amp/Cbl/Fltr/Pad (dB)	Conversion Factor (dB)	Corrected Reading EIRP	Peak Limit (dBm)	PK Margin (dB)	Azimuth (Degs)	Height (cm)	Polarity
1	5.85	-69.26	Pk	35.4	-18.9	11.8	-40.96	26.99	-67.95	196	137	V
2	5.969	-67.72	Pk	35.4	-18.2	11.8	-38.72	-27	-11.72	196	137	V

Pk - Peak detector

UL VERIFICATION SERVICES INC.
47173 Benicia Street, Fremont, CA 94538; USA TEL:(510) 771-1000 FAX:(510) 661-0888
This report shall not be reproduced except in full, without the written approval of UL Verification Services Inc.

2TX Antenna 1 + Antenna 2 OFDMA MODE – 26-Tones, RU Index 8

HARMONICS AND SPURIOUS EMISSIONS

LOW CHANNEL RESULTS

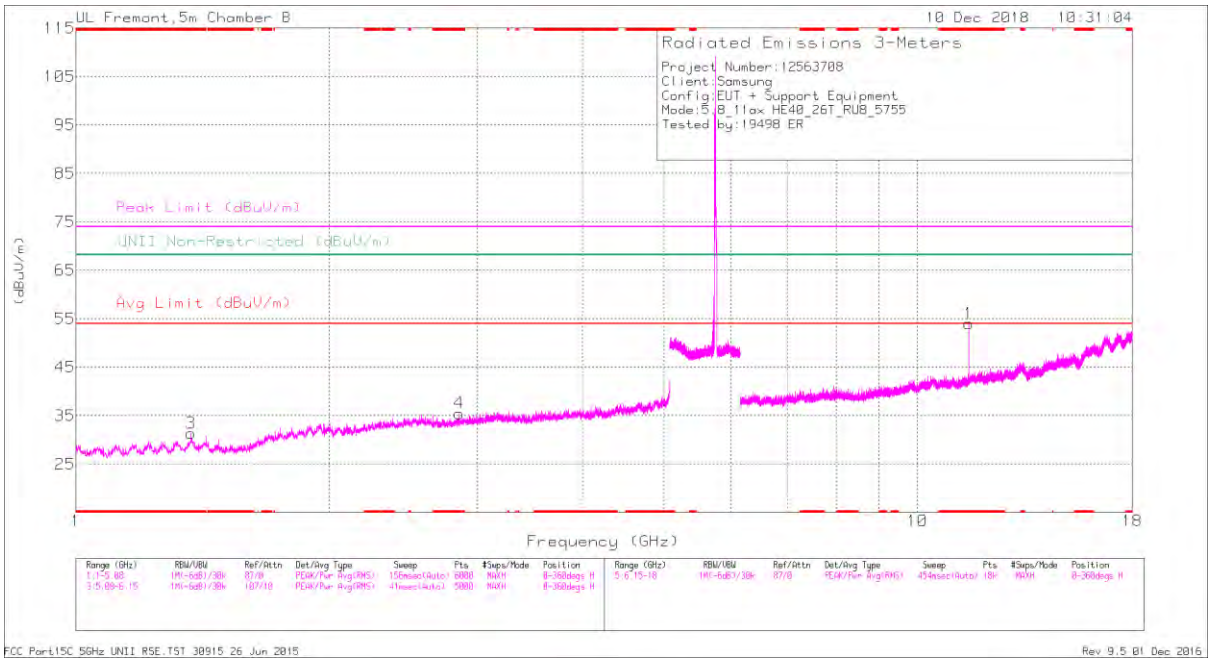

HORIZONTAL

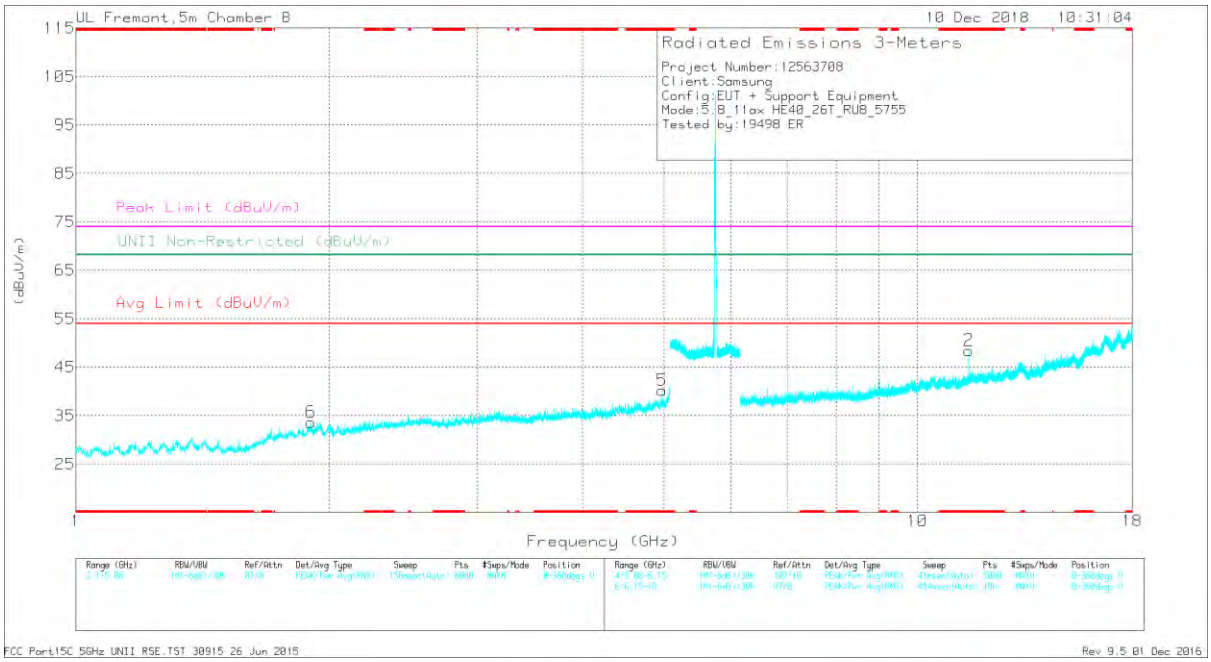

VERTICAL

UL VERIFICATION SERVICES INC.
47173 Benicia Street, Fremont, CA 94538; USA TEL:(510) 771-1000 FAX:(510) 661-0888
This report shall not be reproduced except in full, without the written approval of UL Verification Services Inc.

RADIATED EMISSIONS

Marker	Frequency (GHz)	Meter Reading (dBuV)	Det	AF T863 (dB/m)	Amp/Cbl/Fltr/Pad (dB)	DC Corr (dB)	Corrected Reading (dBuV/m)	Avg Limit (dBuV/m)	Margin (dB)	Peak Limit (dBuV/m)	PK Margin (dB)	UNII Non-Restricted (dBuV/m)	PK Margin (dB)	Azimuth (Degs)	Height (cm)	Polarity
4	* 2.855	39.8	PK-U	32.6	-31.4	0	41	-	-	74	-33	-	-	269	242	H
	* 2.854	28.34	ADR	32.6	-31.4	.11	29.65	54	-24.35	-	-	-	-	269	242	H
3	* 1.368	42.5	PK-U	28.5	-33.4	0	37.6	-	-	74	-36.4	-	-	215	191	H
	* 1.371	30.68	ADR	28.5	-33.3	.11	25.99	54	-28.01	-	-	-	-	215	191	H
5	* 4.969	38.13	PK-U	34.5	-28.6	0	44.03	-	-	74	-29.97	-	-	141	133	V
	* 4.971	27.16	ADR	34.5	-28.5	.11	33.27	54	-20.73	-	-	-	-	141	133	V
1	* 11.508	42.98	PK-U	38.5	-22.4	0	59.08	-	-	74	-14.92	-	-	115	106	H
	* 11.507	31.78	ADR	38.5	-22.4	.11	47.99	54	-6.01	-	-	-	-	115	106	H
2	* 11.508	39.58	PK-U	38.5	-22.4	0	55.68	-	-	74	-18.32	-	-	78	103	V
	* 11.507	28.65	ADR	38.5	-22.4	.11	44.86	54	-9.14	-	-	-	-	78	103	V
6	1.901	41.57	PK-U	31.1	-32.7	0	39.97	-	-	-	-	68.2	-28.23	138	123	V

* - indicates frequency in CFR47 Pt 15 / IC RSS-Restricted Band
PK-U - U-NII: Maximum Peak
ADR - U-NII AD primary method, RMS average

UL VERIFICATION SERVICES INC.
47173 Benicia Street, Fremont, CA 94538; USA TEL:(510) 771-1000 FAX:(510) 661-0888
This report shall not be reproduced except in full, without the written approval of UL Verification Services Inc.

HIGH CHANNEL RESULTS

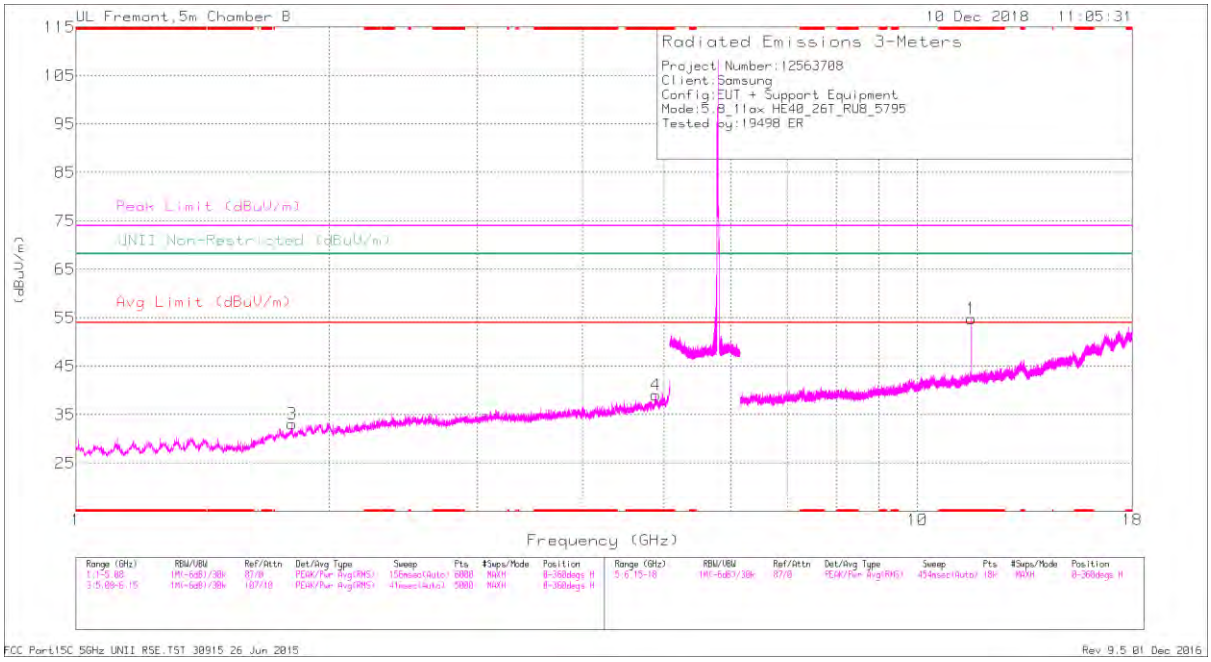

HORIZONTAL

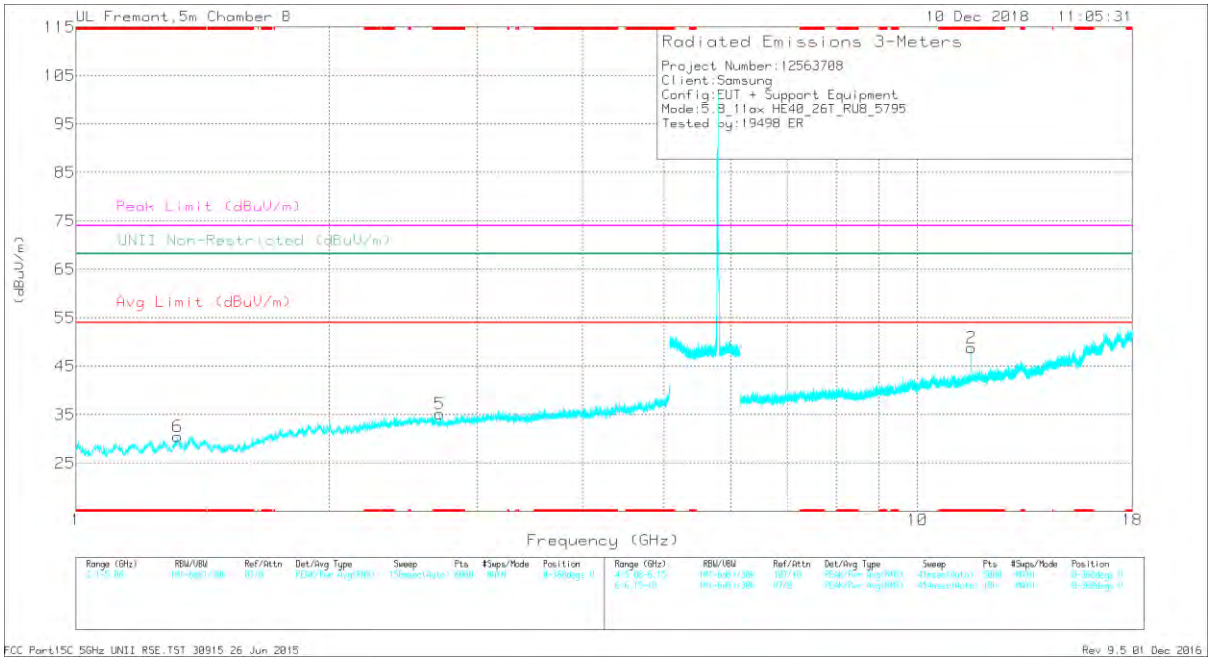

VERTICAL

UL VERIFICATION SERVICES INC.
47173 Benicia Street, Fremont, CA 94538; USA TEL:(510) 771-1000 FAX:(510) 661-0888

This report shall not be reproduced except in full, without the written approval of UL Verification Services Inc.

RADIATED EMISSIONS

Marker	Frequency (GHz)	Meter Reading (dBuV)	Det	AF T863 (dB/m)	Amp/Cbl/Fltr/Pad (dB)	DC Corr (dB)	Corrected Reading (dBuV/m)	Avg Limit (dBuV/m)	Margin (dB)	Peak Limit (dBuV/m)	PK Margin (dB)	UNII Non-Restricted (dBuV/m)	PK Margin (dB)	Azimuth (Degs)	Height (cm)	Polarity
4	* 4.882	39.36	PK-U	34.3	-29.1	0	44.56	-	-	74	-29.44	-	-	176	125	H
	* 4.882	28.21	ADR	34.3	-29.1	.11	33.41	54	-20.59	-	-	-	-	176	125	H
6	* 1.323	42	PK-U	28.4	-33.9	0	36.5	-	-	74	-37.5	-	-	300	170	V
	* 1.32	30.61	ADR	28.4	-33.9	.11	25.11	54	-28.89	-	-	-	-	300	170	V
5	* 2.71	40.12	PK-U	32.3	-32	0	40.42	-	-	74	-33.58	-	-	247	239	V
	* 2.71	28.69	ADR	32.3	-32	.11	28.99	54	-25.01	-	-	-	-	247	239	V
1	* 11.587	45.54	PK-U	38.6	-21.7	0	62.44	-	-	74	-11.56	-	-	79	116	H
	* 11.587	33.38	ADR	38.6	-21.7	.11	50.28	54	-3.72	-	-	-	-	79	116	H
2	* 11.586	40.88	PK-U	38.6	-21.7	0	57.78	-	-	74	-16.22	-	-	75	131	V
	* 11.588	29.41	ADR	38.6	-21.7	.11	46.31	54	-7.69	-	-	-	-	75	131	V
3	1.806	41.21	PK-U	30.7	-33.5	0	38.41	-	-	-	-	68.2	-29.79	50	190	H

* - indicates frequency in CFR47 Pt 15 / IC RSS-Restricted Band
PK-U - U-NII: Maximum Peak
ADR - U-NII AD primary method, RMS average

UL VERIFICATION SERVICES INC.
47173 Benicia Street, Fremont, CA 94538; USA TEL:(510) 771-1000 FAX:(510) 661-0888
This report shall not be reproduced except in full, without the written approval of UL Verification Services Inc.

9.1.28. TX ABOVE 1 GHz 802.11ax HE80 MODE IN THE 5.8 GHz BAND

2TX Antenna 1 + Antenna 2 OFDMA MODE – 996-Tones, RU Index 67

BANDEDGE (CHANNEL 155 LOW EDGE)

HORIZONTAL RESULT

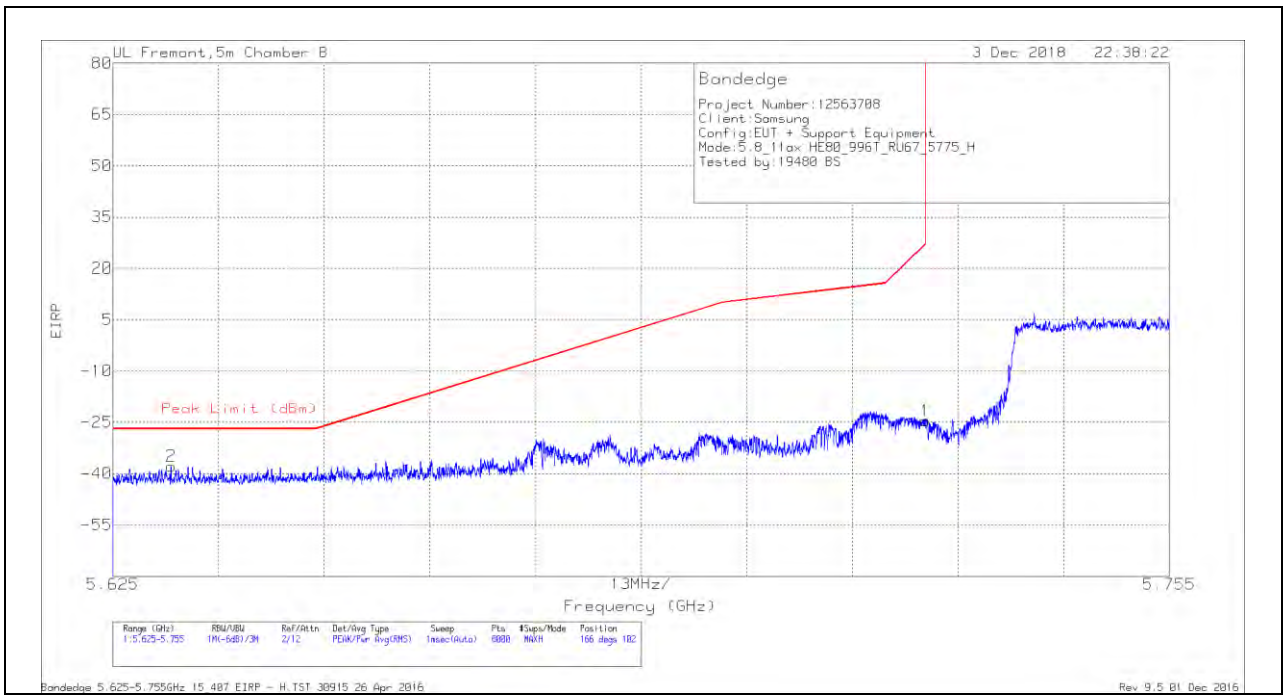

Trace Markers

Marker	Frequency (GHz)	Meter Reading (dBm)	Det	AF T863 (dB/m)	Amp/Cbl/Fltr/Pad (dB)	Conversion Factor (dB)	Corrected Reading EIRP	Peak Limit (dBm)	PK Margin (dB)	Azimuth (Degs)	Height (cm)	Polarity
2	5.632	-66.24	Pk	35.5	-18.9	11.8	-37.84	-27	-10.84	166	102	H
1	5.725	-53.06	Pk	35.5	-18.9	11.8	-24.66	27	-51.66	166	102	H

Pk - Peak detector

UL VERIFICATION SERVICES INC.
47173 Benicia Street, Fremont, CA 94538; USA TEL:(510) 771-1000 FAX:(510) 661-0888
This report shall not be reproduced except in full, without the written approval of UL Verification Services Inc.

VERTICAL RESULT

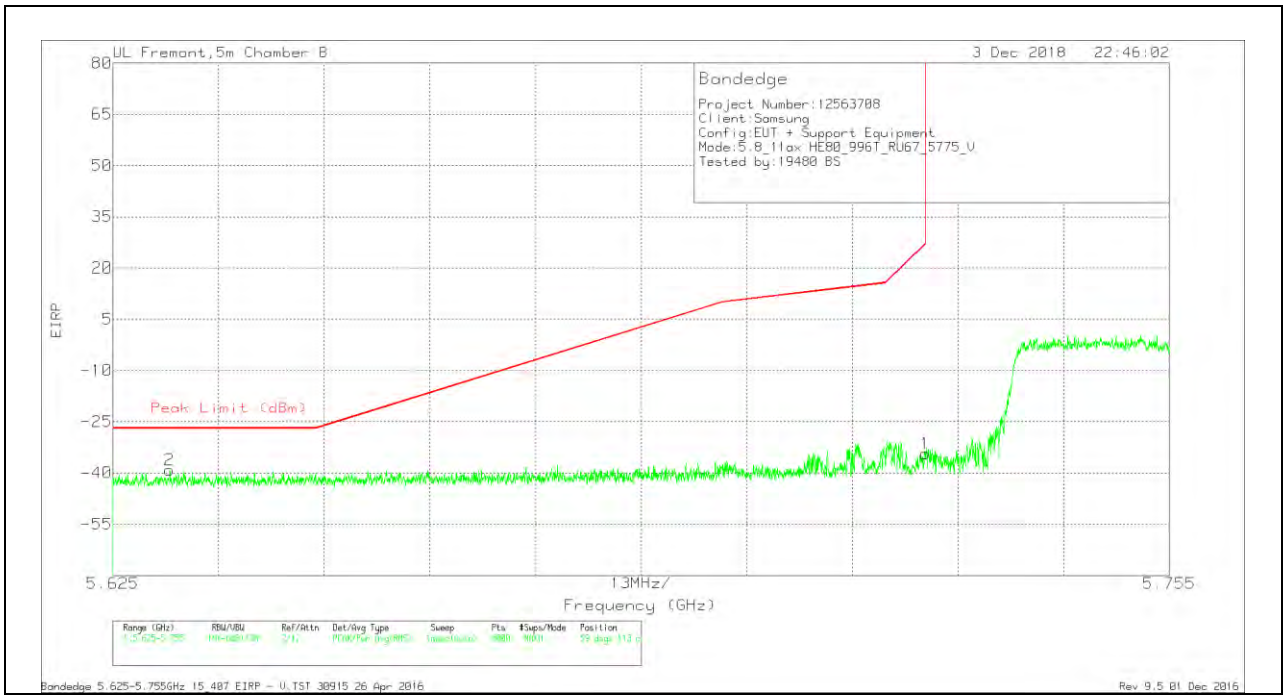

Trace Markers

Marker	Frequency (GHz)	Meter Reading (dBm)	Det	AF T863 (dB/m)	Amp/Cbl/Fltr/Pad (dB)	Conversion Factor (dB)	Corrected Reading EIRP	Peak Limit (dBm)	PK Margin (dB)	Azimuth (Degs)	Height (cm)	Polarity
2	5.632	-67.46	Pk	35.5	-19	11.8	-39.16	-27	-12.16	59	113	V
1	5.725	-62.78	Pk	35.5	-18.9	11.8	-34.38	27	-61.38	59	113	V

Pk - Peak detector

UL VERIFICATION SERVICES INC.
47173 Benicia Street, Fremont, CA 94538; USA TEL:(510) 771-1000 FAX:(510) 661-0888
This report shall not be reproduced except in full, without the written approval of UL Verification Services Inc.

BANDEDGE (CHANNEL 155 HIGH EDGE)

HORIZONTAL RESULT

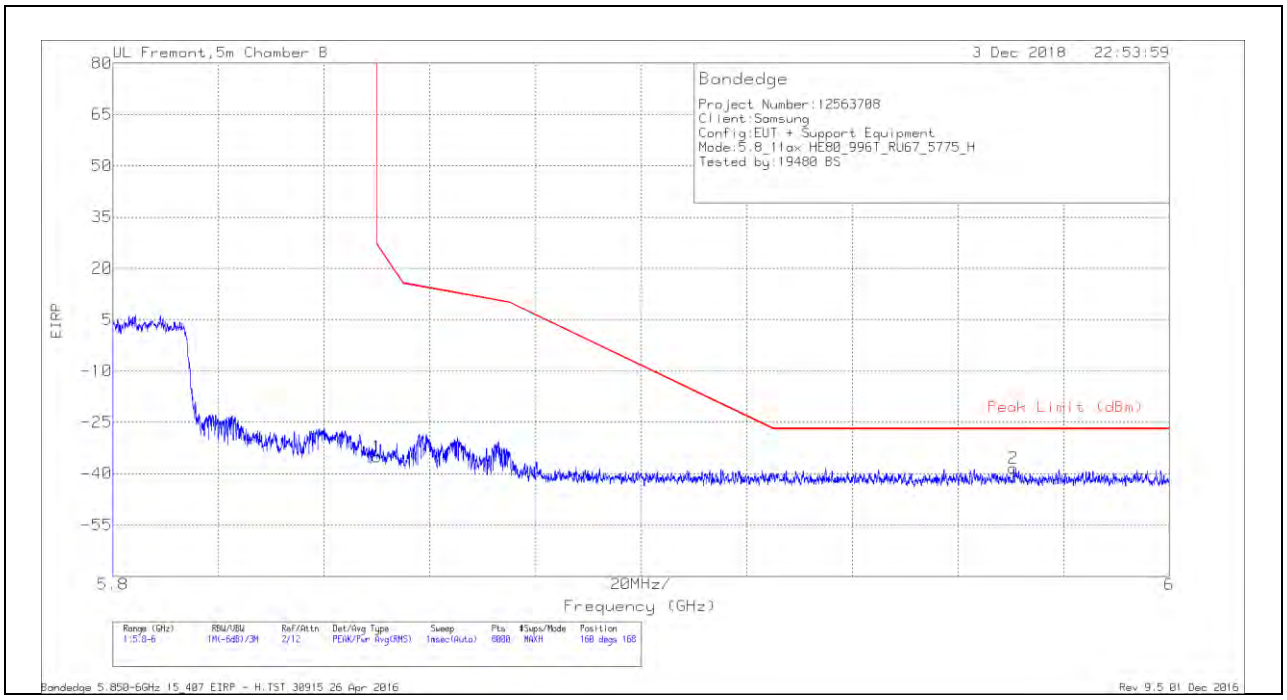

Trace Markers

Marker	Frequency (GHz)	Meter Reading (dBm)	Det	AF T863 (dB/m)	Amp/Cbl/Fltr/Pad (dB)	Conversion Factor (dB)	Corrected Reading EIRP	Peak Limit (dBm)	PK Margin (dB)	Azimuth (Degs)	Height (cm)	Polarity
1	5.85	-63.34	Pk	35.4	-18.9	11.8	-35.04	26.99	-62.03	160	168	H
2	5.97	-67.29	Pk	35.4	-18.3	11.8	-38.39	-27	-11.39	160	168	H

Pk - Peak detector

UL VERIFICATION SERVICES INC.
47173 Benicia Street, Fremont, CA 94538; USA TEL:(510) 771-1000 FAX:(510) 661-0888
This report shall not be reproduced except in full, without the written approval of UL Verification Services Inc.

VERTICAL RESULT

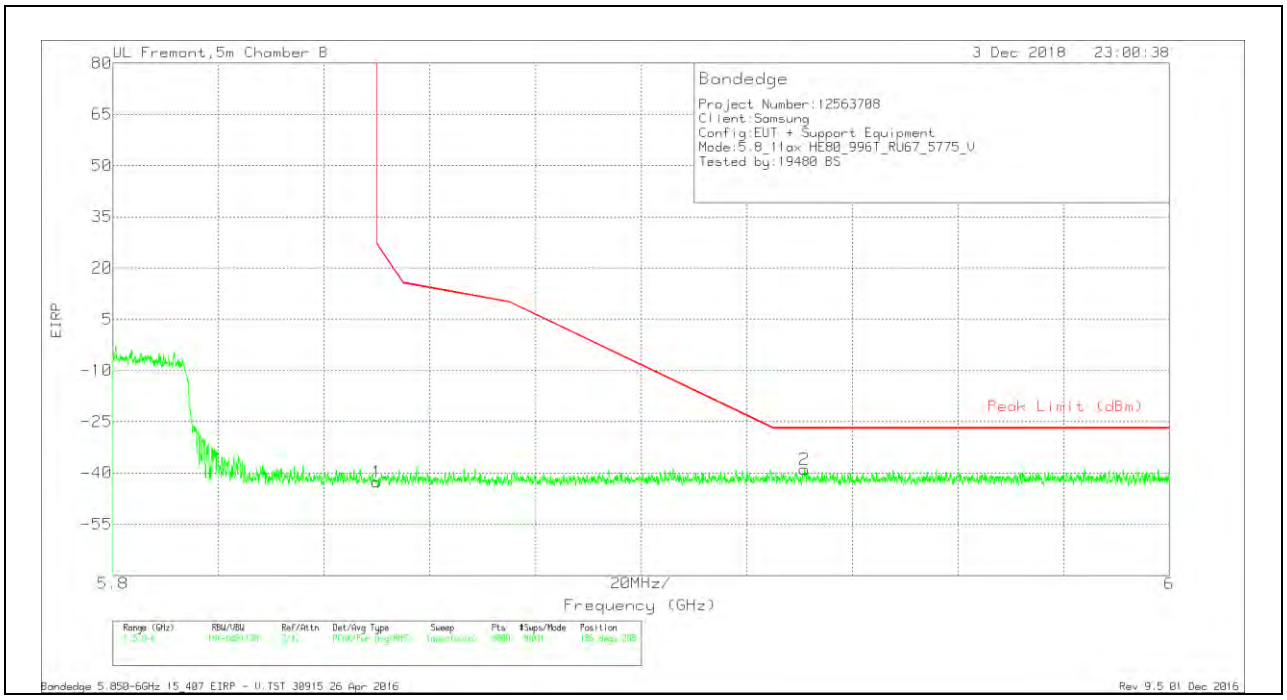

Trace Markers

Marker	Frequency (GHz)	Meter Reading (dBm)	Det	AF T863 (dB/m)	Amp/Cbl/Fltr/Pad (dB)	Conversion Factor (dB)	Corrected Reading EIRP	Peak Limit (dBm)	PK Margin (dB)	Azimuth (Degs)	Height (cm)	Polarity
1	5.85	-70.9	Pk	35.4	-18.9	11.8	-42.6	26.99	-69.59	186	288	V
2	5.931	-67.74	Pk	35.4	-18.4	11.8	-38.94	-27	-11.94	186	288	V

Pk - Peak detector

UL VERIFICATION SERVICES INC.
47173 Benicia Street, Fremont, CA 94538; USA TEL:(510) 771-1000 FAX:(510) 661-0888
This report shall not be reproduced except in full, without the written approval of UL Verification Services Inc.

HARMONICS AND SPURIOUS EMISSIONS

MID CHANNEL RESULTS

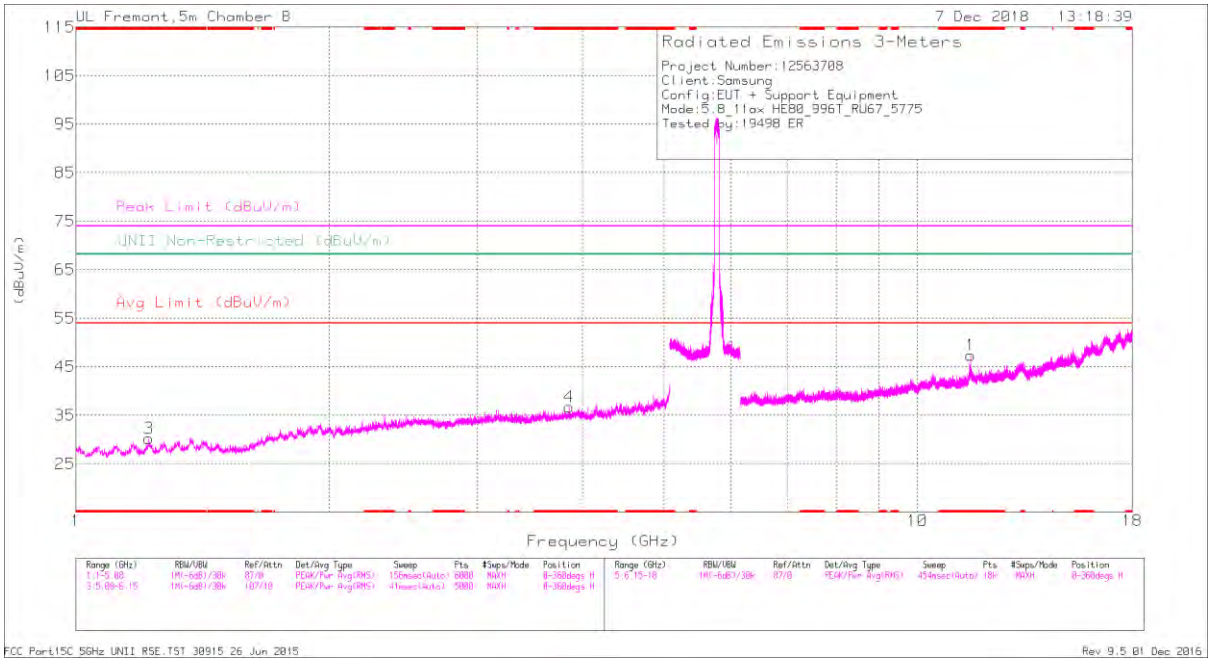

HORIZONTAL

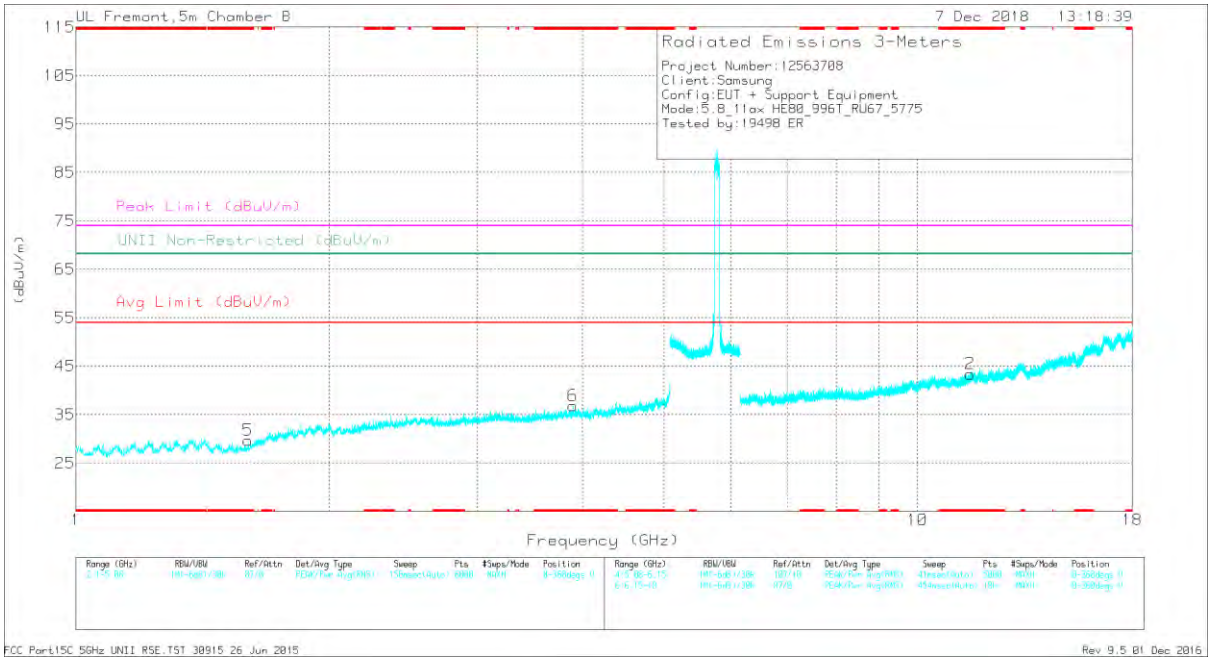

VERTICAL

UL VERIFICATION SERVICES INC.
47173 Benicia Street, Fremont, CA 94538; USA TEL:(510) 771-1000 FAX:(510) 661-0888
This report shall not be reproduced except in full, without the written approval of UL Verification Services Inc.

RADIATED EMISSIONS

Marker	Frequency (GHz)	Meter Reading (dBuV)	Det	AF T863 (dB/m)	Amp/Cbl/Fltr/Pad (dB)	DC Corr (dB)	Corrected Reading (dBuV/m)	Avg Limit (dBuV/m)	Margin (dB)	Peak Limit (dBuV/m)	PK Margin (dB)	UNII Non-Restricted (dBuV/m)	PK Margin (dB)	Azimuth (Degs)	Height (cm)	Polarity
4	* 3.855	40.22	PK-U	33.4	-30.9	0	42.72	-	-	74	-31.28	-	-	127	199	H
	* 3.856	28.7	ADR	33.4	-30.9	1.92	33.12	54	-20.88	-	-	-	-	127	199	H
3	* 1.22	42.39	PK-U	28.3	-34.3	0	36.39	-	-	74	-37.61	-	-	38	121	H
	* 1.219	30.56	ADR	28.2	-34.2	1.92	26.48	54	-27.52	-	-	-	-	38	121	H
6	* 3.895	39.6	PK-U	33.4	-30.3	0	42.7	-	-	74	-31.3	-	-	264	157	V
	* 3.897	28.24	ADR	33.4	-30.3	1.92	33.26	54	-20.74	-	-	-	-	264	157	V
5	* 1.601	41.16	PK-U	27.7	-33.3	0	35.56	-	-	74	-38.44	-	-	314	260	V
	* 1.601	29.62	ADR	27.7	-33.3	1.92	25.94	54	-28.06	-	-	-	-	314	260	V
1	* 11.556	35.51	PK-U	38.6	-22	0	52.11	-	-	74	-21.89	-	-	148	198	H
	* 11.565	23.07	ADR	38.6	-22	1.92	41.59	54	-12.41	-	-	-	-	148	198	H
2	* 11.569	33.6	PK-U	38.6	-21.9	0	50.3	-	-	74	-23.7	-	-	193	216	V
	* 11.539	21.47	ADR	38.5	-22.2	1.92	39.69	54	-14.31	-	-	-	-	193	216	V

* - indicates frequency in CFR47 Pt 15 / IC RSS-Restricted Band
PK-U - U-NII: Maximum Peak
ADR - U-NII AD primary method, RMS average

UL VERIFICATION SERVICES INC.
47173 Benicia Street, Fremont, CA 94538; USA TEL:(510) 771-1000 FAX:(510) 661-0888
This report shall not be reproduced except in full, without the written approval of UL Verification Services Inc.

2TX Antenna 1 + Antenna 2 OFDMA MODE – 484-Tones, RU Index 65

BANDEDGE (CHANNEL 155 LOW EDGE)

HORIZONTAL RESULT

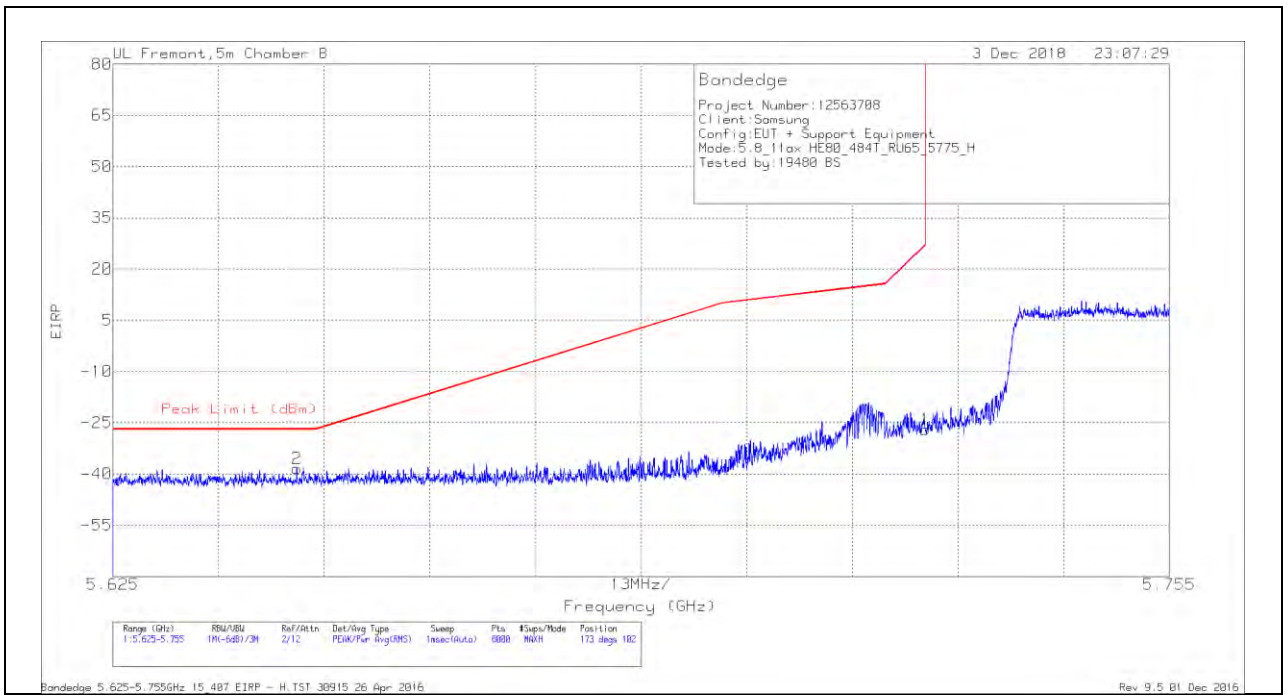

Trace Markers

Marker	Frequency (GHz)	Meter Reading (dBm)	Det	AF T863 (dB/m)	Amp/Cbl/Fltr/Pad (dB)	Conversion Factor (dB)	Corrected Reading EIRP	Peak Limit (dBm)	PK Margin (dB)	Azimuth (Degs)	Height (cm)	Polarity
2	5.648	-66.84	Pk	35.5	-18.9	11.8	-38.44	-27	-11.44	173	102	H
1	5.725	-55.35	Pk	35.5	-18.9	11.8	-26.95	27	-53.95	173	102	H

Pk - Peak detector

UL VERIFICATION SERVICES INC.
47173 Benicia Street, Fremont, CA 94538; USA TEL:(510) 771-1000 FAX:(510) 661-0888
This report shall not be reproduced except in full, without the written approval of UL Verification Services Inc.

VERTICAL RESULT

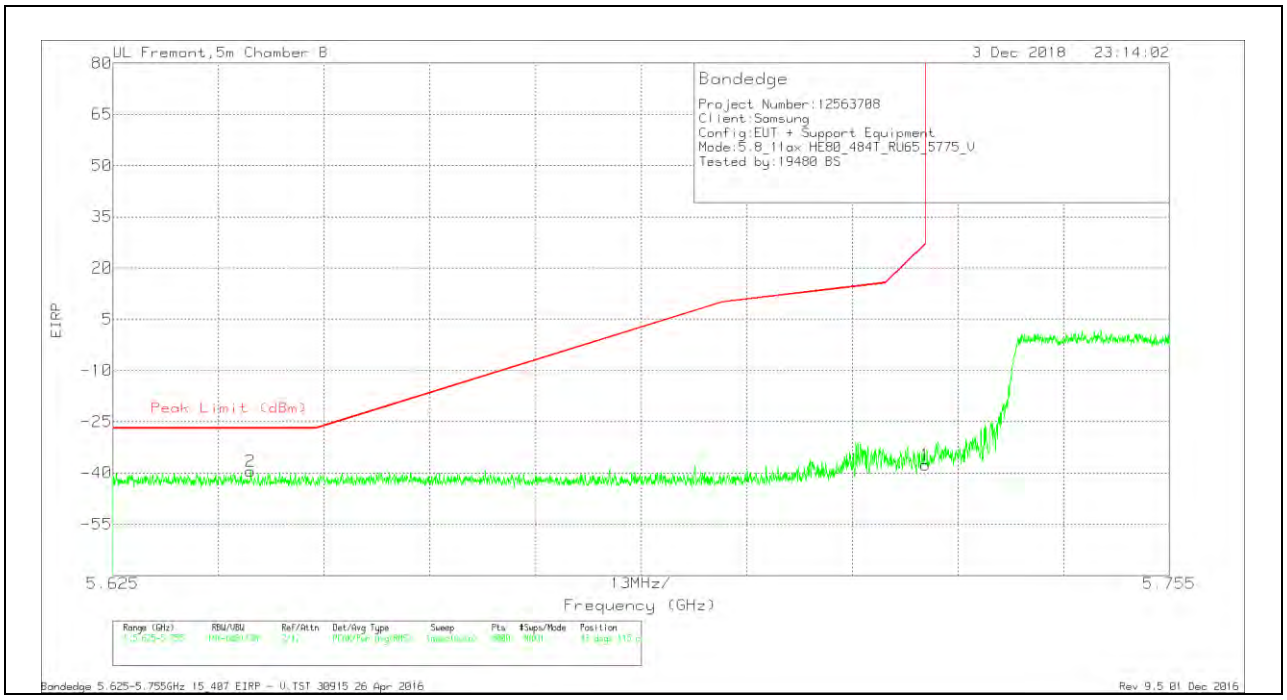

Trace Markers

Marker	Frequency (GHz)	Meter Reading (dBm)	Det	AF T863 (dB/m)	Amp/Cbl/Fltr/Pad (dB)	Conversion Factor (dB)	Corrected Reading EIRP	Peak Limit (dBm)	PK Margin (dB)	Azimuth (Degs)	Height (cm)	Polarity
2	5.642	-68.06	Pk	35.5	-18.7	11.8	-39.46	-27	-12.46	43	115	V
1	5.725	-65.99	Pk	35.5	-18.9	11.8	-37.59	27	-64.59	43	115	V

Pk - Peak detector

UL VERIFICATION SERVICES INC.
47173 Benicia Street, Fremont, CA 94538; USA TEL:(510) 771-1000 FAX:(510) 661-0888
This report shall not be reproduced except in full, without the written approval of UL Verification Services Inc.

2TX Antenna 1 + Antenna 2 OFDMA MODE – 484-Tones, RU Index 66

BANDEDGE (CHANNEL 155 HIGH EDGE)

HORIZONTAL RESULT

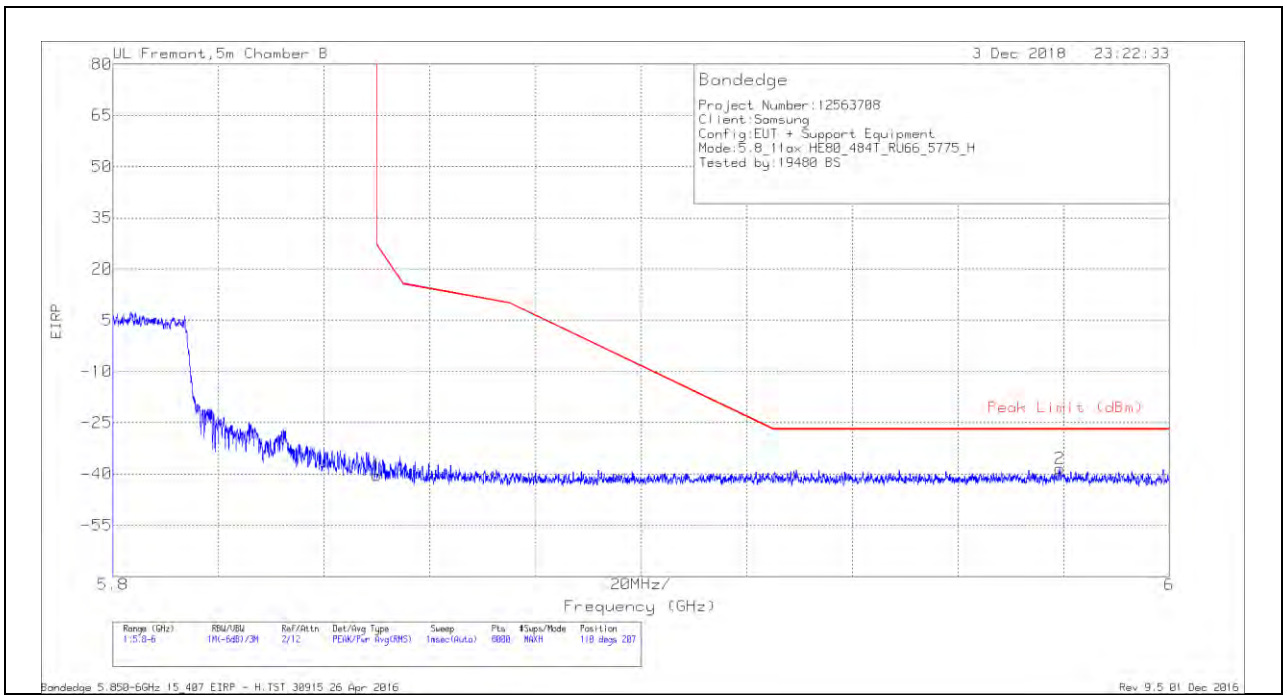

Trace Markers

Marker	Frequency (GHz)	Meter Reading (dBm)	Det	AF T863 (dB/m)	Amp/Cbl/Fltr/Pad (dB)	Conversion Factor (dB)	Corrected Reading EIRP	Peak Limit (dBm)	PK Margin (dB)	Azimuth (Degs)	Height (cm)	Polarity
1	5.85	-68.77	Pk	35.4	-18.9	11.8	-40.47	26.99	-67.46	110	207	H
2	5.979	-67.2	Pk	35.4	-18.4	11.8	-38.4	-27	-11.4	110	207	H

Pk - Peak detector

UL VERIFICATION SERVICES INC.
47173 Benicia Street, Fremont, CA 94538; USA TEL:(510) 771-1000 FAX:(510) 661-0888
This report shall not be reproduced except in full, without the written approval of UL Verification Services Inc.

VERTICAL RESULT

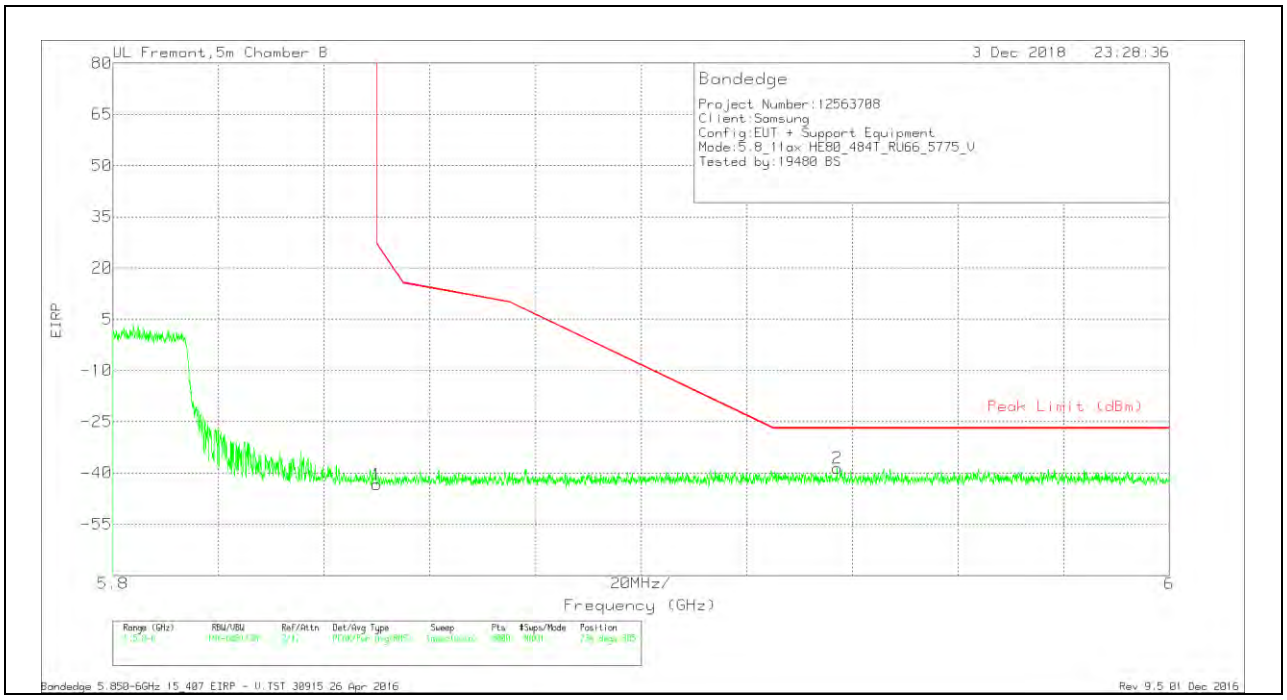

Trace Markers

Marker	Frequency (GHz)	Meter Reading (dBm)	Det	AF T863 (dB/m)	Amp/Cbl/Fltr/Pad (dB)	Conversion Factor (dB)	Corrected Reading EIRP	Peak Limit (dBm)	PK Margin (dB)	Azimuth (Degs)	Height (cm)	Polarity
1	5.85	-71.73	Pk	35.4	-18.9	11.8	-43.43	26.99	-70.42	234	385	V
2	5.937	-67.23	Pk	35.4	-18.6	11.8	-38.63	-27	-11.63	234	385	V

Pk - Peak detector

UL VERIFICATION SERVICES INC.
47173 Benicia Street, Fremont, CA 94538; USA TEL:(510) 771-1000 FAX:(510) 661-0888
This report shall not be reproduced except in full, without the written approval of UL Verification Services Inc.

2TX Antenna 1 + Antenna 2 OFDMA MODE – 242-Tones, RU Index 61

BANDEDGE (CHANNEL 155 LOW EDGE)

HORIZONTAL RESULT

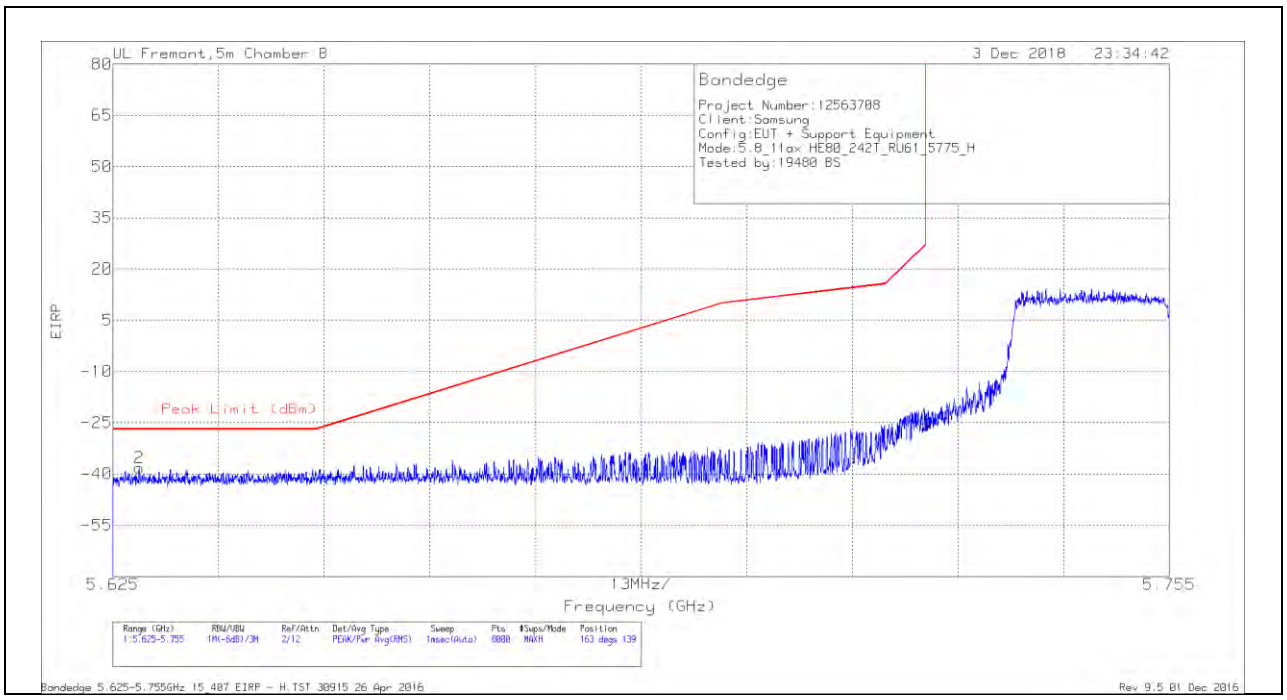

Trace Markers

Marker	Frequency (GHz)	Meter Reading (dBm)	Det	AF T863 (dB/m)	Amp/Cbl/Fltr/Pad (dB)	Conversion Factor (dB)	Corrected Reading EIRP	Peak Limit (dBm)	PK Margin (dB)	Azimuth (Degs)	Height (cm)	Polarity
2	5.628	-66.76	Pk	35.5	-18.8	11.8	-38.26	-27	-11.26	163	139	H
1	5.725	-54.01	Pk	35.5	-18.9	11.8	-25.61	27	-52.61	163	139	H

Pk - Peak detector

UL VERIFICATION SERVICES INC.
47173 Benicia Street, Fremont, CA 94538; USA TEL:(510) 771-1000 FAX:(510) 661-0888
This report shall not be reproduced except in full, without the written approval of UL Verification Services Inc.

VERTICAL RESULT

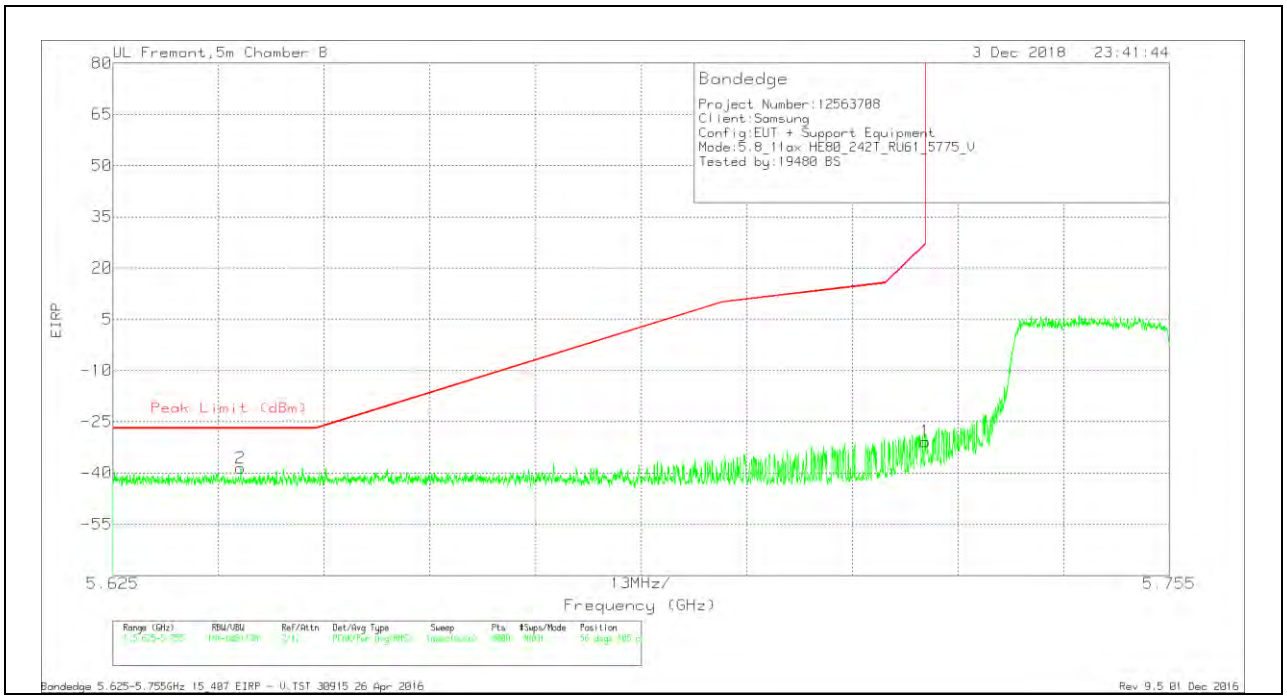

Trace Markers

Marker	Frequency (GHz)	Meter Reading (dBm)	Det	AF T863 (dB/m)	Amp/Cbl/Fltr/Pad (dB)	Conversion Factor (dB)	Corrected Reading EIRP	Peak Limit (dBm)	PK Margin (dB)	Azimuth (Degs)	Height (cm)	Polarity
2	5.641	-66.97	Pk	35.5	-18.9	11.8	-38.57	-27	-11.57	56	105	V
1	5.725	-59.16	Pk	35.5	-18.9	11.8	-30.76	27	-57.76	56	105	V

Pk - Peak detector

UL VERIFICATION SERVICES INC.
47173 Benicia Street, Fremont, CA 94538; USA TEL:(510) 771-1000 FAX:(510) 661-0888
This report shall not be reproduced except in full, without the written approval of UL Verification Services Inc.

2TX Antenna 1 + Antenna 2 OFDMA MODE – 242-Tones, RU Index 64

BANDEDGE (CHANNEL 155 HIGH EDGE)

HORIZONTAL RESULT

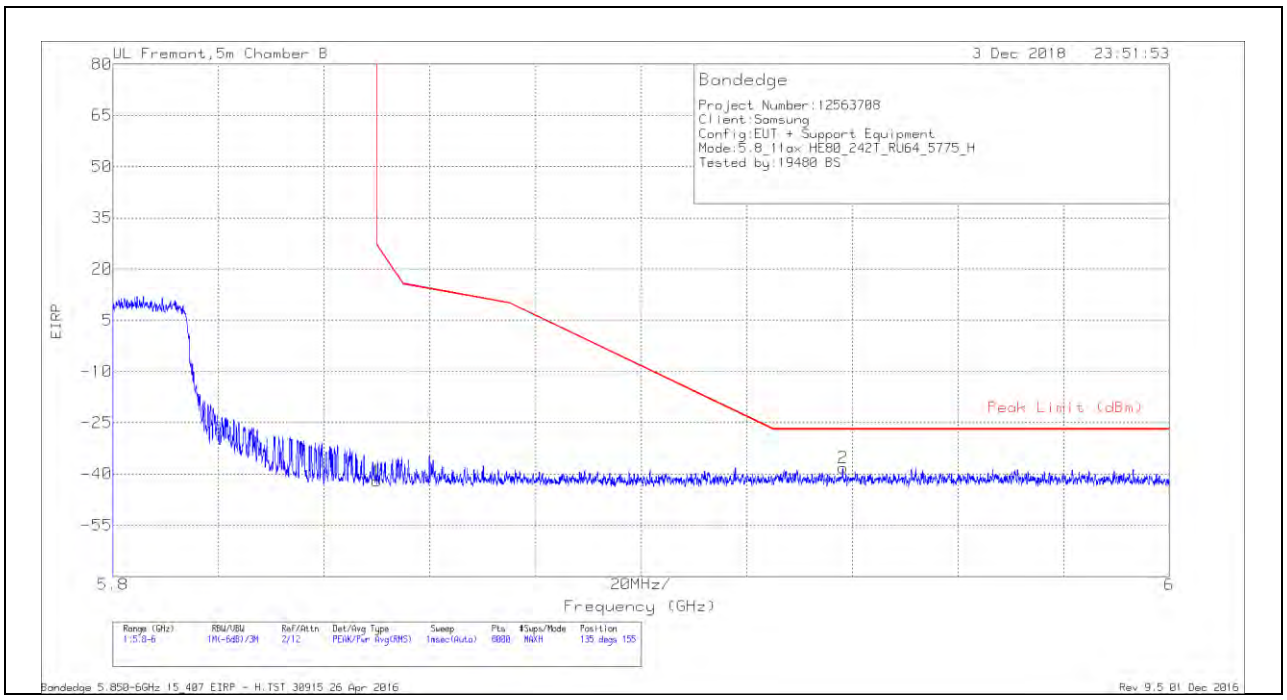

Trace Markers

Marker	Frequency (GHz)	Meter Reading (dBm)	Det	AF T863 (dB/m)	Amp/Cbl/Fltr/Pad (dB)	Conversion Factor (dB)	Corrected Reading EIRP	Peak Limit (dBm)	PK Margin (dB)	Azimuth (Degs)	Height (cm)	Polarity
1	5.85	-70.36	Pk	35.4	-18.9	11.8	-42.06	26.99	-69.05	135	155	H
2	5.938	-66.99	Pk	35.4	-18.5	11.8	-38.29	-27	-11.29	135	155	H

Pk - Peak detector

UL VERIFICATION SERVICES INC.
47173 Benicia Street, Fremont, CA 94538; USA TEL:(510) 771-1000 FAX:(510) 661-0888
This report shall not be reproduced except in full, without the written approval of UL Verification Services Inc.

VERTICAL RESULT

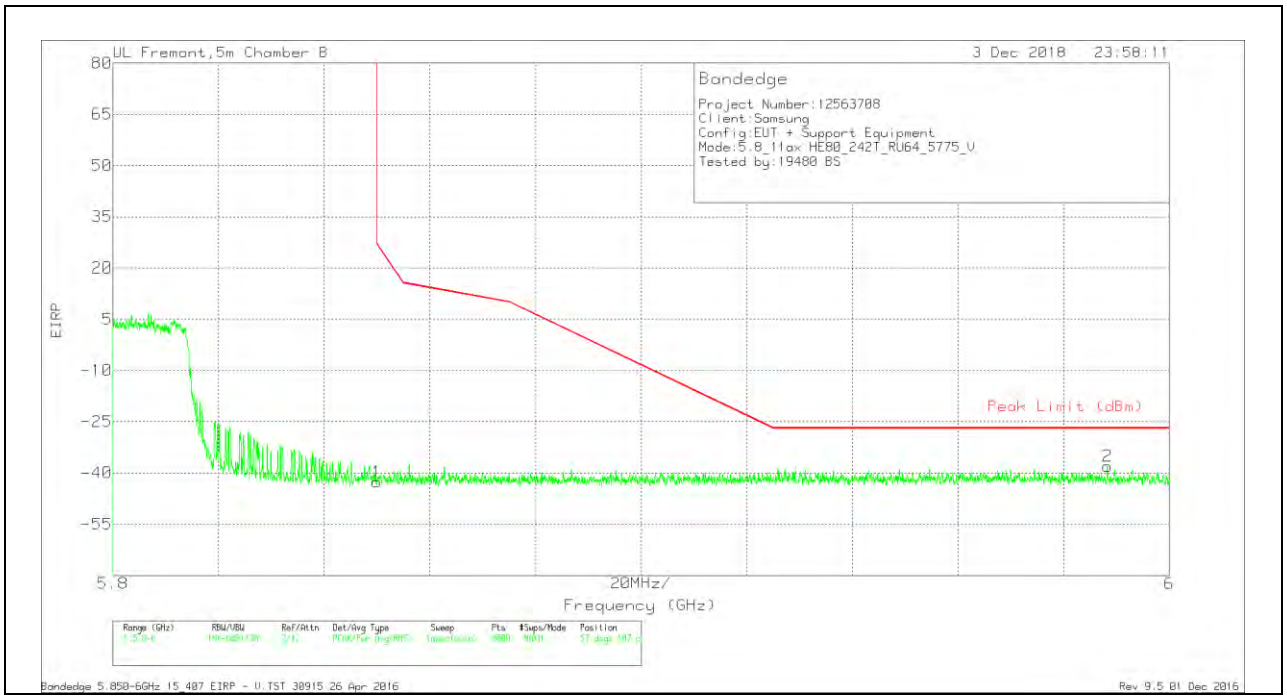

Trace Markers

Marker	Frequency (GHz)	Meter Reading (dBm)	Det	AF T863 (dB/m)	Amp/Cbl/Fltr/Pad (dB)	Conversion Factor (dB)	Corrected Reading EIRP	Peak Limit (dBm)	PK Margin (dB)	Azimuth (Degs)	Height (cm)	Polarity
1	5.85	-70.88	Pk	35.4	-18.9	11.8	-42.58	26.99	-69.57	57	107	V
2	5.988	-66.9	Pk	35.4	-18.3	11.8	-38	-27	-11	57	107	V

Pk - Peak detector

UL VERIFICATION SERVICES INC.
47173 Benicia Street, Fremont, CA 94538; USA TEL:(510) 771-1000 FAX:(510) 661-0888
This report shall not be reproduced except in full, without the written approval of UL Verification Services Inc.

2TX Antenna 1 + Antenna 2 OFDMA MODE – 106-Tones, RU Index 53

BANDEDGE (CHANNEL 155 LOW EDGE)

HORIZONTAL RESULT

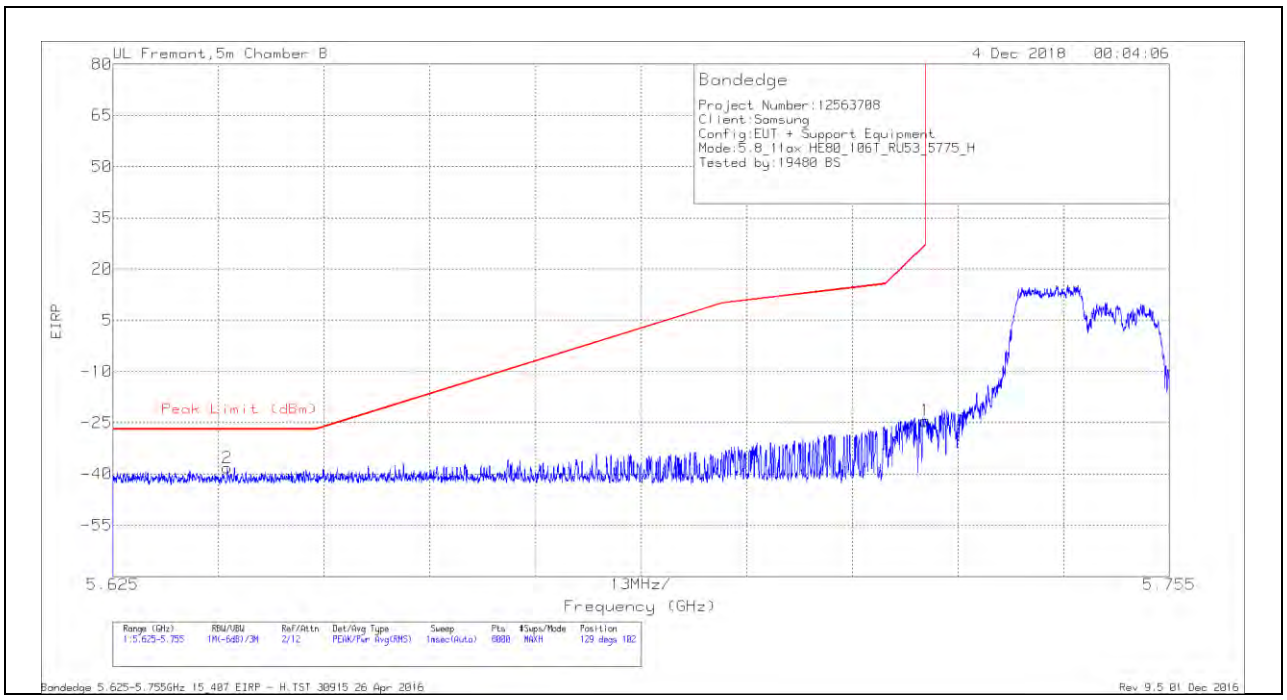

Trace Markers

Marker	Frequency (GHz)	Meter Reading (dBm)	Det	AF T863 (dB/m)	Amp/Cbl/Fltr/Pad (dB)	Conversion Factor (dB)	Corrected Reading EIRP	Peak Limit (dBm)	PK Margin (dB)	Azimuth (Degs)	Height (cm)	Polarity
2	5.639	-66.61	Pk	35.5	-18.9	11.8	-38.21	-27	-11.21	129	102	H
1	5.725	-52.71	Pk	35.5	-18.9	11.8	-24.31	27	-51.31	129	102	H

Pk - Peak detector

UL VERIFICATION SERVICES INC.
47173 Benicia Street, Fremont, CA 94538; USA TEL:(510) 771-1000 FAX:(510) 661-0888
This report shall not be reproduced except in full, without the written approval of UL Verification Services Inc.

VERTICAL RESULT

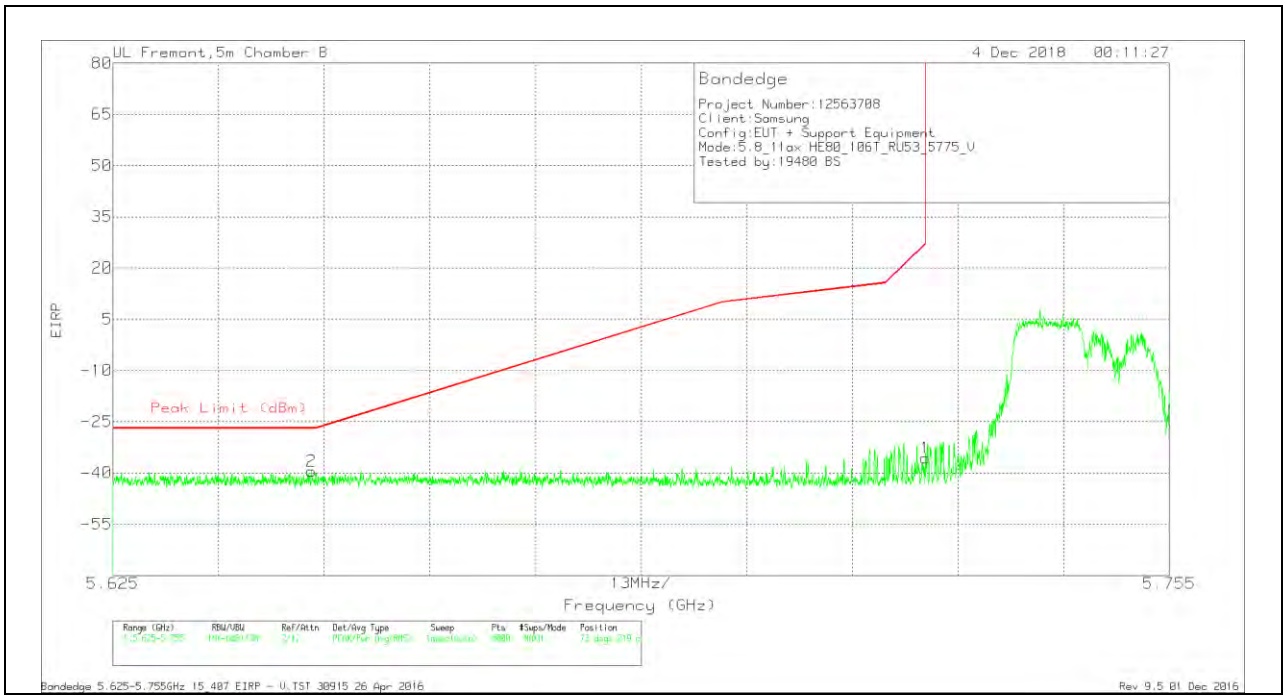

Trace Markers

Marker	Frequency (GHz)	Meter Reading (dBm)	Det	AF T863 (dB/m)	Amp/Cbl/Fltr/Pad (dB)	Conversion Factor (dB)	Corrected Reading EIRP	Peak Limit (dBm)	PK Margin (dB)	Azimuth (Degs)	Height (cm)	Polarity
2	5.649	-67.96	Pk	35.5	-18.8	11.8	-39.46	-27	-12.46	73	219	V
1	5.725	-63.97	Pk	35.5	-18.9	11.8	-35.57	27	-62.57	73	219	V

Pk - Peak detector

UL VERIFICATION SERVICES INC.
47173 Benicia Street, Fremont, CA 94538; USA TEL:(510) 771-1000 FAX:(510) 661-0888
This report shall not be reproduced except in full, without the written approval of UL Verification Services Inc.

2TX Antenna 1 + Antenna 2 OFDMA MODE – 106-Tones, RU Index 60

BANDEDGE (CHANNEL 155 HIGH EDGE)

HORIZONTAL RESULT

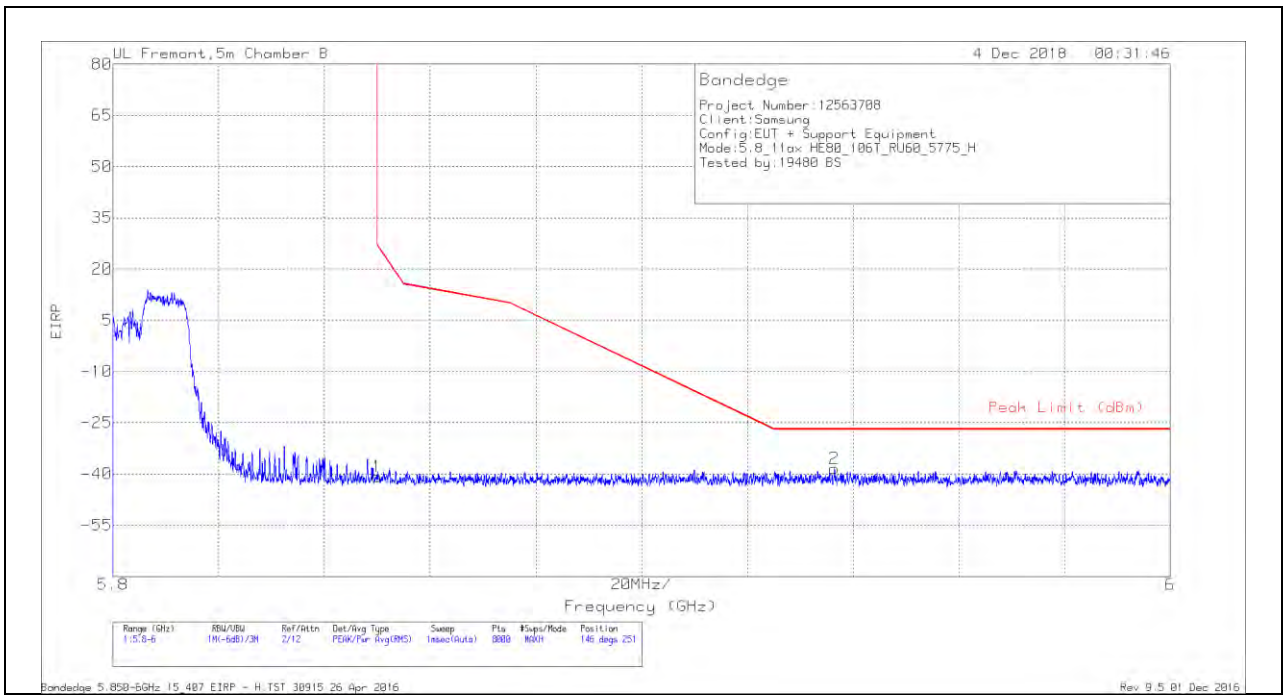

Trace Markers

Marker	Frequency (GHz)	Meter Reading (dBm)	Det	AF T863 (dB/m)	Amp/Cbl/Fltr/Pad (dB)	Conversion Factor (dB)	Corrected Reading EIRP	Peak Limit (dBm)	PK Margin (dB)	Azimuth (Degs)	Height (cm)	Polarity
1	5.85	-69.05	Pk	35.4	-18.9	11.8	-40.75	26.99	-67.74	146	251	H
2	5.936	-67.18	Pk	35.4	-18.5	11.8	-38.48	-27	-11.48	146	251	H

Pk - Peak detector

UL VERIFICATION SERVICES INC.
47173 Benicia Street, Fremont, CA 94538; USA TEL:(510) 771-1000 FAX:(510) 661-0888
This report shall not be reproduced except in full, without the written approval of UL Verification Services Inc.

VERTICAL RESULT

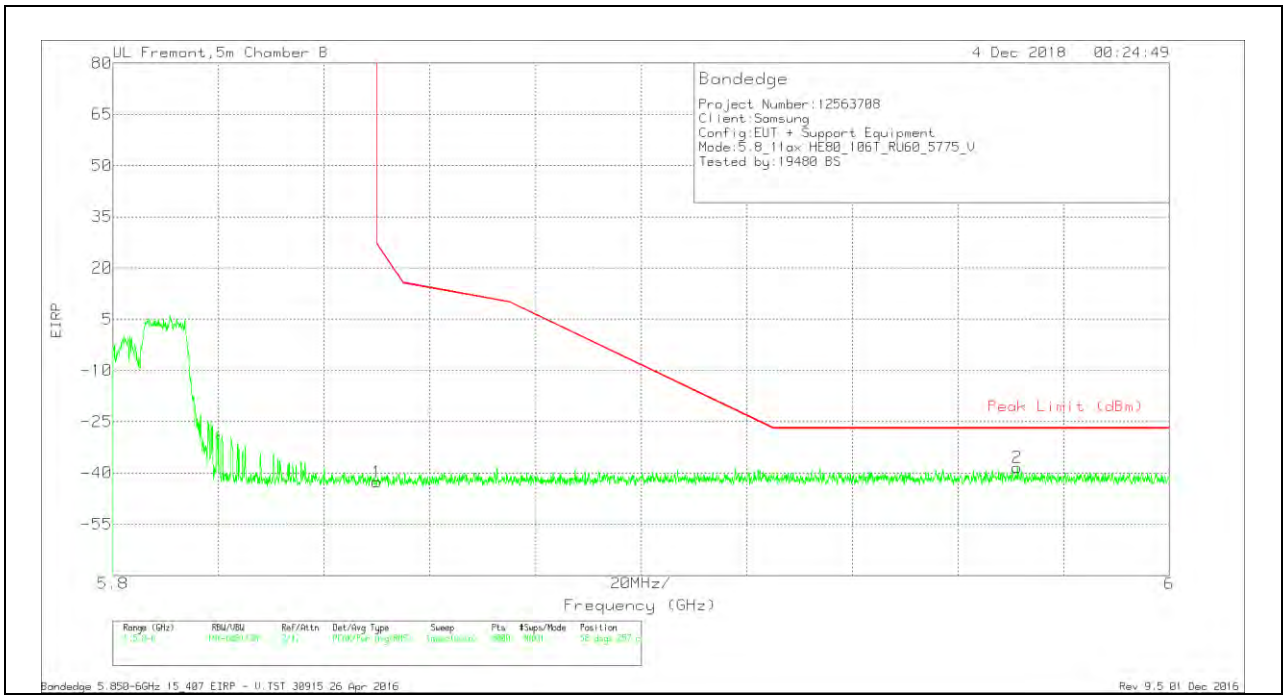

Trace Markers

Marker	Frequency (GHz)	Meter Reading (dBm)	Det	AF T863 (dB/m)	Amp/Cbl/Fltr/Pad (dB)	Conversion Factor (dB)	Corrected Reading EIRP	Peak Limit (dBm)	PK Margin (dB)	Azimuth (Degs)	Height (cm)	Polarity
1	5.85	-70.87	Pk	35.4	-18.9	11.8	-42.57	26.99	-69.56	58	257	V
2	5.971	-67.37	Pk	35.4	-18.2	11.8	-38.37	-27	-11.37	58	257	V

Pk - Peak detector

UL VERIFICATION SERVICES INC.
47173 Benicia Street, Fremont, CA 94538; USA TEL:(510) 771-1000 FAX:(510) 661-0888
This report shall not be reproduced except in full, without the written approval of UL Verification Services Inc.

2TX Antenna 1 + Antenna 2 OFDMA MODE – 52-Tones, RU Index 37

BANDEDGE (CHANNEL 155 LOW EDGE)

HORIZONTAL RESULT

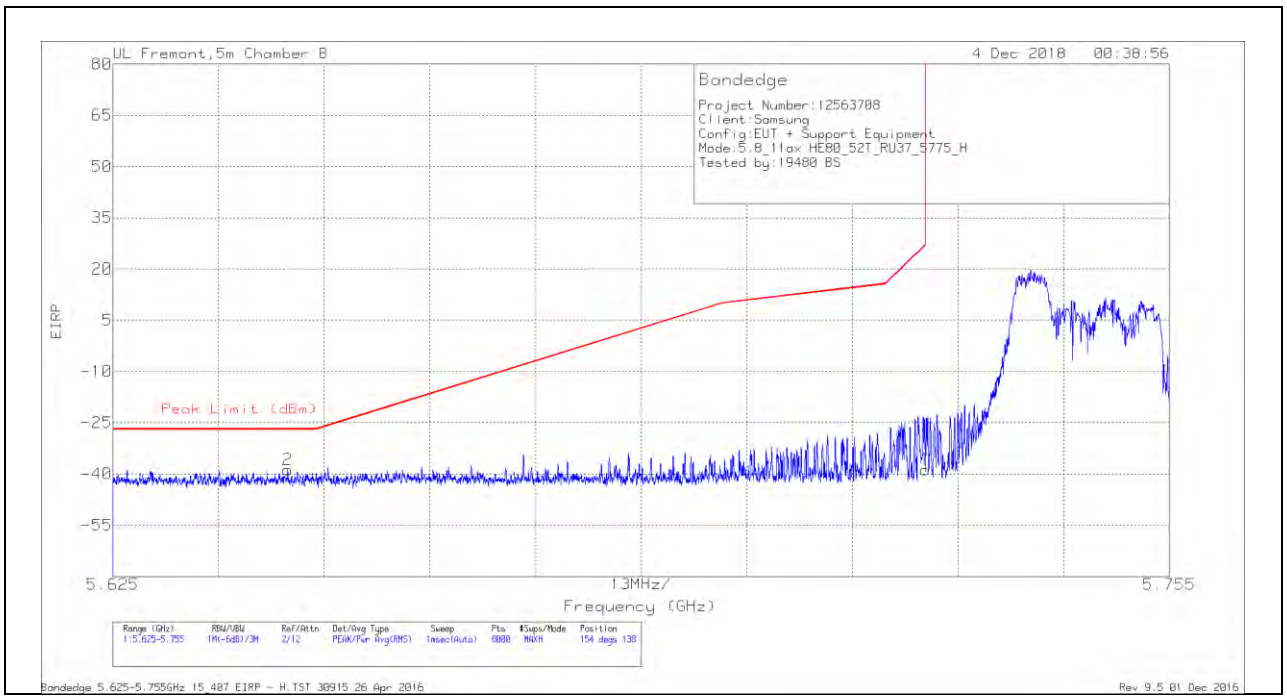

Trace Markers

Marker	Frequency (GHz)	Meter Reading (dBm)	Det	AF T863 (dB/m)	Amp/Cbl/Fltr/Pad (dB)	Conversion Factor (dB)	Corrected Reading EIRP	Peak Limit (dBm)	PK Margin (dB)	Azimuth (Degs)	Height (cm)	Polarity
2	5.647	-67.29	Pk	35.5	-18.8	11.8	-38.79	-27	-11.79	154	138	H
1	5.725	-67.08	Pk	35.5	-18.9	11.8	-38.68	27	-65.68	154	138	H

Pk - Peak detector

UL VERIFICATION SERVICES INC.
47173 Benicia Street, Fremont, CA 94538; USA TEL:(510) 771-1000 FAX:(510) 661-0888
This report shall not be reproduced except in full, without the written approval of UL Verification Services Inc.

VERTICAL RESULT

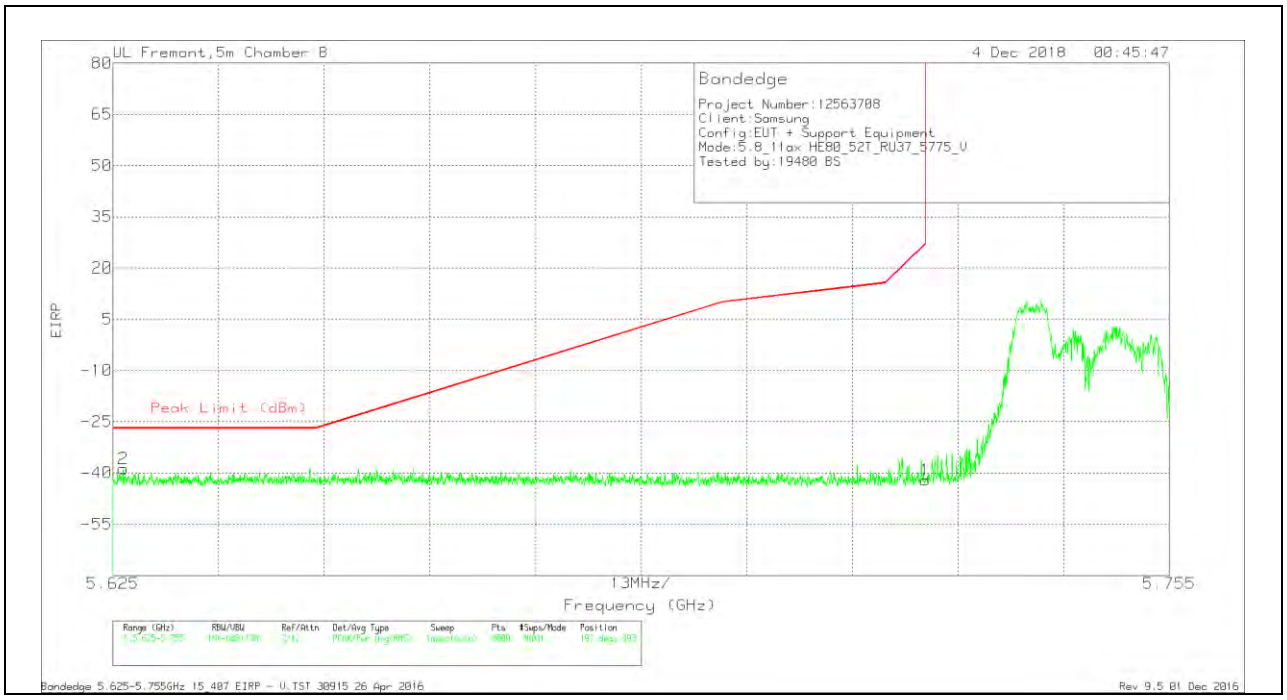

Trace Markers

Marker	Frequency (GHz)	Meter Reading (dBm)	Det	AF T863 (dB/m)	Amp/Cbl/Fltr/Pad (dB)	Conversion Factor (dB)	Corrected Reading EIRP	Peak Limit (dBm)	PK Margin (dB)	Azimuth (Degs)	Height (cm)	Polarity
2	5.626	-67.31	Pk	35.5	-18.8	11.8	-38.81	-27	-11.81	197	393	V
1	5.725	-70.51	Pk	35.5	-18.9	11.8	-42.11	27	-69.11	197	393	V

Pk - Peak detector

UL VERIFICATION SERVICES INC.
47173 Benicia Street, Fremont, CA 94538; USA TEL:(510) 771-1000 FAX:(510) 661-0888
This report shall not be reproduced except in full, without the written approval of UL Verification Services Inc.

2TX Antenna 1 + Antenna 2 OFDMA MODE – 52-Tones, RU Index 52

BANDEDGE (CHANNEL 155 HIGH EDGE)

HORIZONTAL RESULT

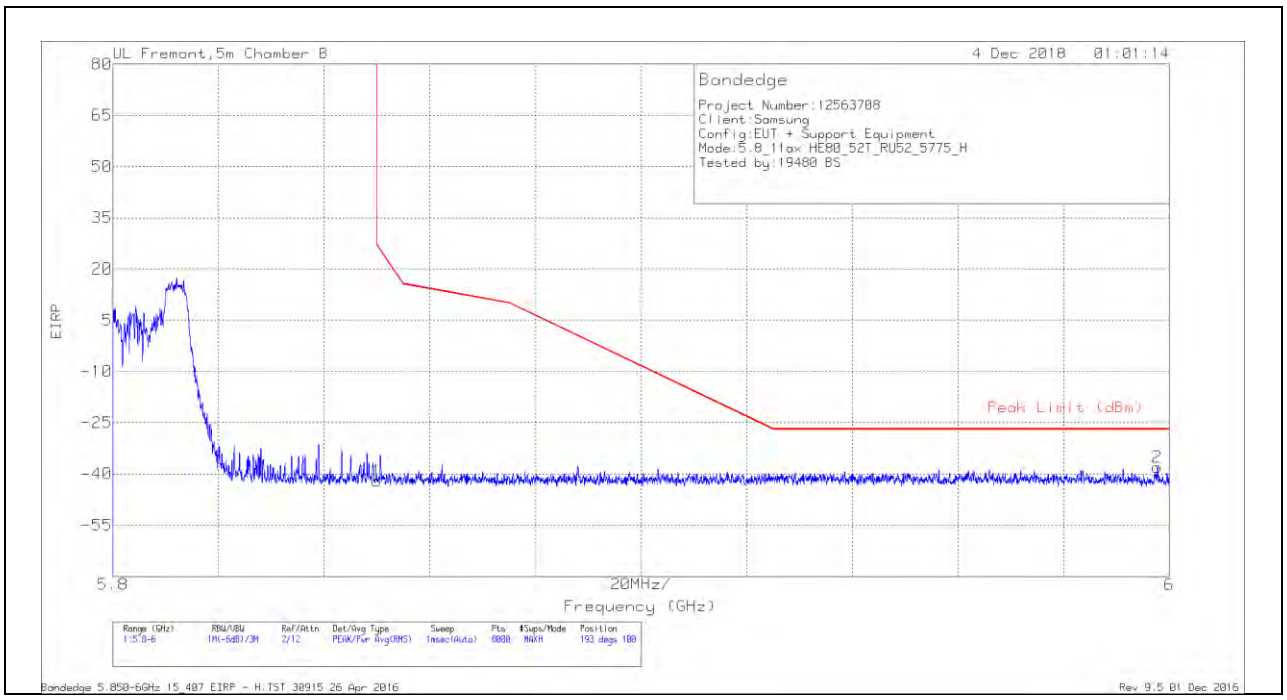

Trace Markers

Marker	Frequency (GHz)	Meter Reading (dBm)	Det	AF T863 (dB/m)	Amp/Cbl/Fltr/Pad (dB)	Conversion Factor (dB)	Corrected Reading EIRP	Peak Limit (dBm)	PK Margin (dB)	Azimuth (Degs)	Height (cm)	Polarity
1	5.85	-70.31	Pk	35.4	-18.9	11.8	-42.01	26.99	-69	193	100	H
2	5.998	-66.82	Pk	35.4	-18.4	11.8	-38.02	-27	-11.02	193	100	H

Pk - Peak detector

UL VERIFICATION SERVICES INC.
47173 Benicia Street, Fremont, CA 94538; USA TEL:(510) 771-1000 FAX:(510) 661-0888
This report shall not be reproduced except in full, without the written approval of UL Verification Services Inc.

VERTICAL RESULT

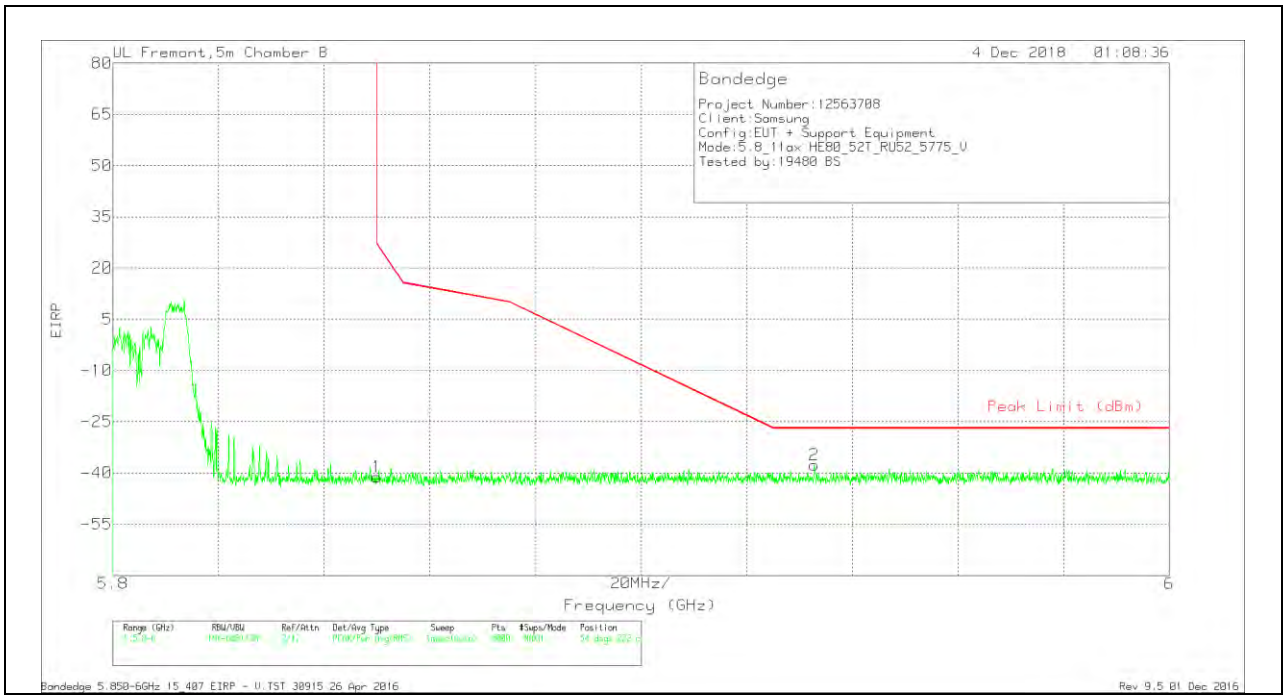

Trace Markers

Marker	Frequency (GHz)	Meter Reading (dBm)	Det	AF T863 (dB/m)	Amp/Cbl/Fltr/Pad (dB)	Conversion Factor (dB)	Corrected Reading EIRP	Peak Limit (dBm)	PK Margin (dB)	Azimuth (Degs)	Height (cm)	Polarity
1	5.85	-69.55	Pk	35.4	-18.9	11.8	-41.25	26.99	-68.24	54	222	V
2	5.933	-66.54	Pk	35.4	-18.4	11.8	-37.74	-27	-10.74	54	222	V

Pk - Peak detector

UL VERIFICATION SERVICES INC.
47173 Benicia Street, Fremont, CA 94538; USA TEL:(510) 771-1000 FAX:(510) 661-0888
This report shall not be reproduced except in full, without the written approval of UL Verification Services Inc.

2TX Antenna 1 + Antenna 2 OFDMA MODE – 26-Tones, RU Index 0

BANDEDGE (CHANNEL 155 LOW EDGE)

HORIZONTAL RESULT

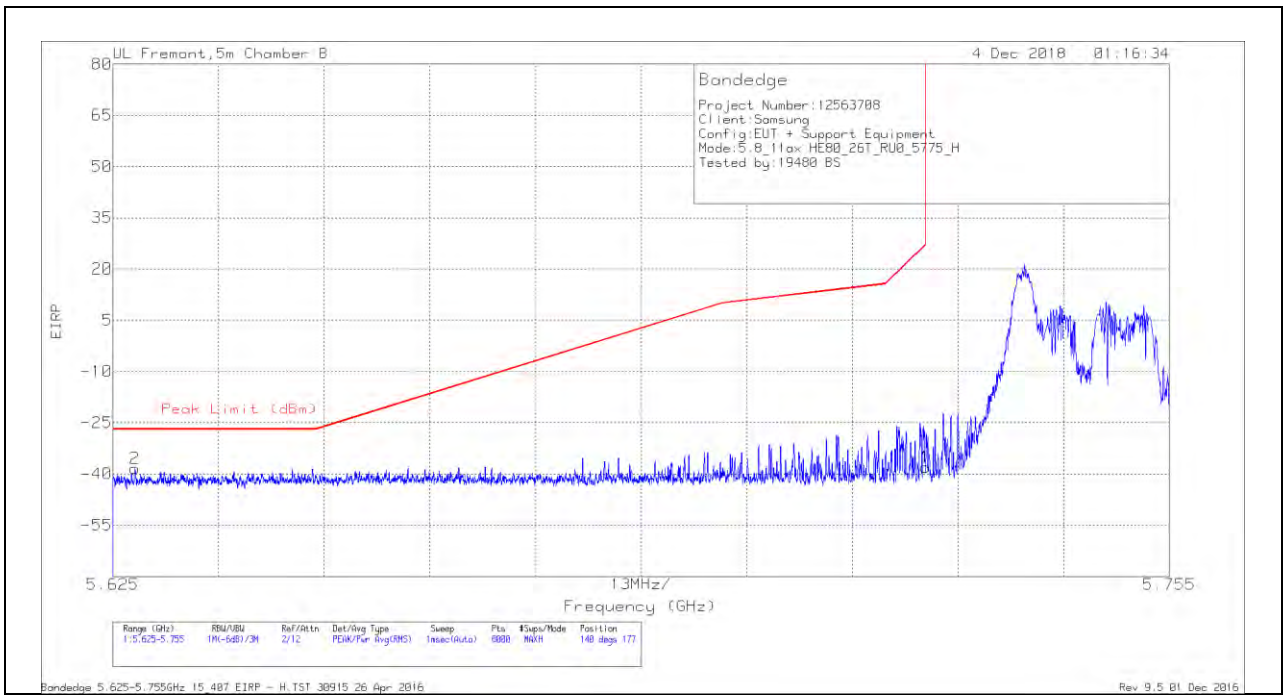

Trace Markers

Marker	Frequency (GHz)	Meter Reading (dBm)	Det	AF T863 (dB/m)	Amp/Cbl/Fltr/Pad (dB)	Conversion Factor (dB)	Corrected Reading EIRP	Peak Limit (dBm)	PK Margin (dB)	Azimuth (Degs)	Height (cm)	Polarity
2	5.628	-66.88	Pk	35.5	-18.9	11.8	-38.48	-27	-11.48	140	177	H
1	5.725	-66.41	Pk	35.5	-18.9	11.8	-38.01	27	-65.01	140	177	H

* - indicates frequency in CFR47 Pt 15 / IC RSS-Restricted Band
Pk - Peak detector

UL VERIFICATION SERVICES INC.
47173 Benicia Street, Fremont, CA 94538; USA TEL:(510) 771-1000 FAX:(510) 661-0888
This report shall not be reproduced except in full, without the written approval of UL Verification Services Inc.

VERTICAL RESULT

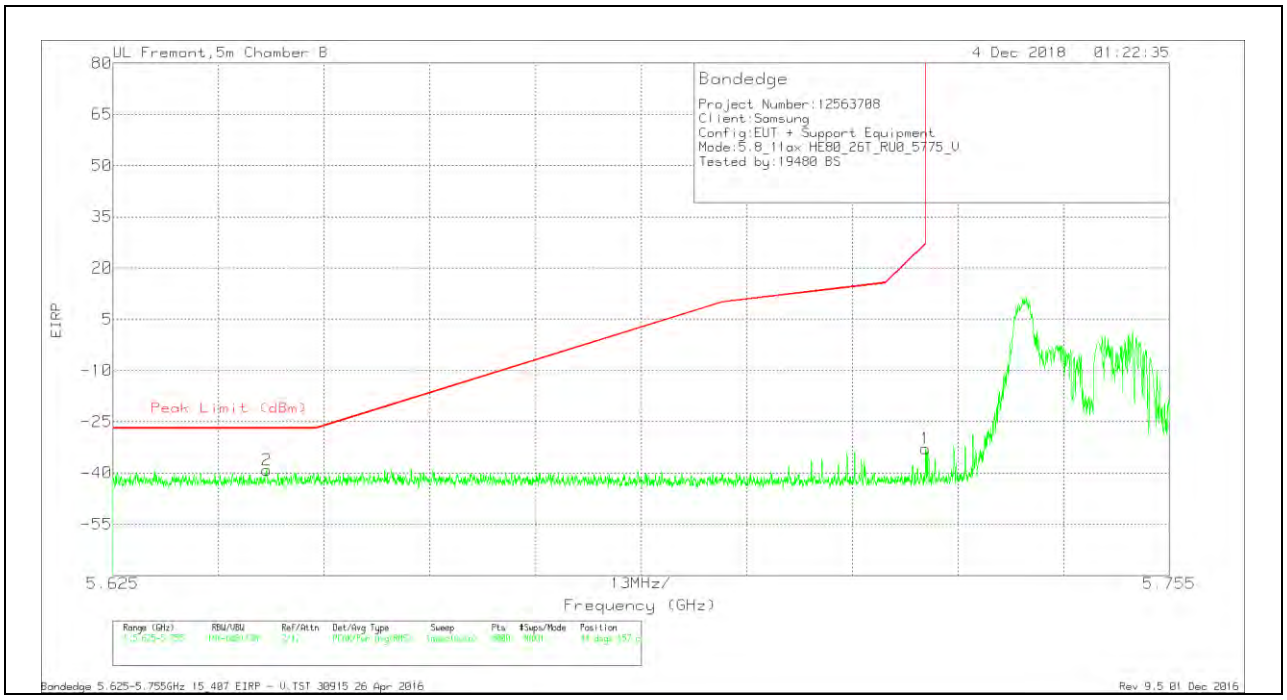

Trace Markers

Marker	Frequency (GHz)	Meter Reading (dBm)	Det	AF T863 (dB/m)	Amp/Cbl/Fltr/Pad (dB)	Conversion Factor (dB)	Corrected Reading EIRP	Peak Limit (dBm)	PK Margin (dB)	Azimuth (Degs)	Height (cm)	Polarity
2	5.644	-67.64	Pk	35.5	-18.8	11.8	-39.14	-27	-12.14	44	157	V
1	5.725	-61.23	Pk	35.5	-18.9	11.8	-32.83	27	-59.83	44	157	V

Pk - Peak detector

UL VERIFICATION SERVICES INC.
47173 Benicia Street, Fremont, CA 94538; USA TEL:(510) 771-1000 FAX:(510) 661-0888
This report shall not be reproduced except in full, without the written approval of UL Verification Services Inc.

2TX Antenna 1 + Antenna 2 OFDMA MODE – 26-Tones, RU Index 36

BANDEDGE (CHANNEL 155 HIGH EDGE)

HORIZONTAL RESULT

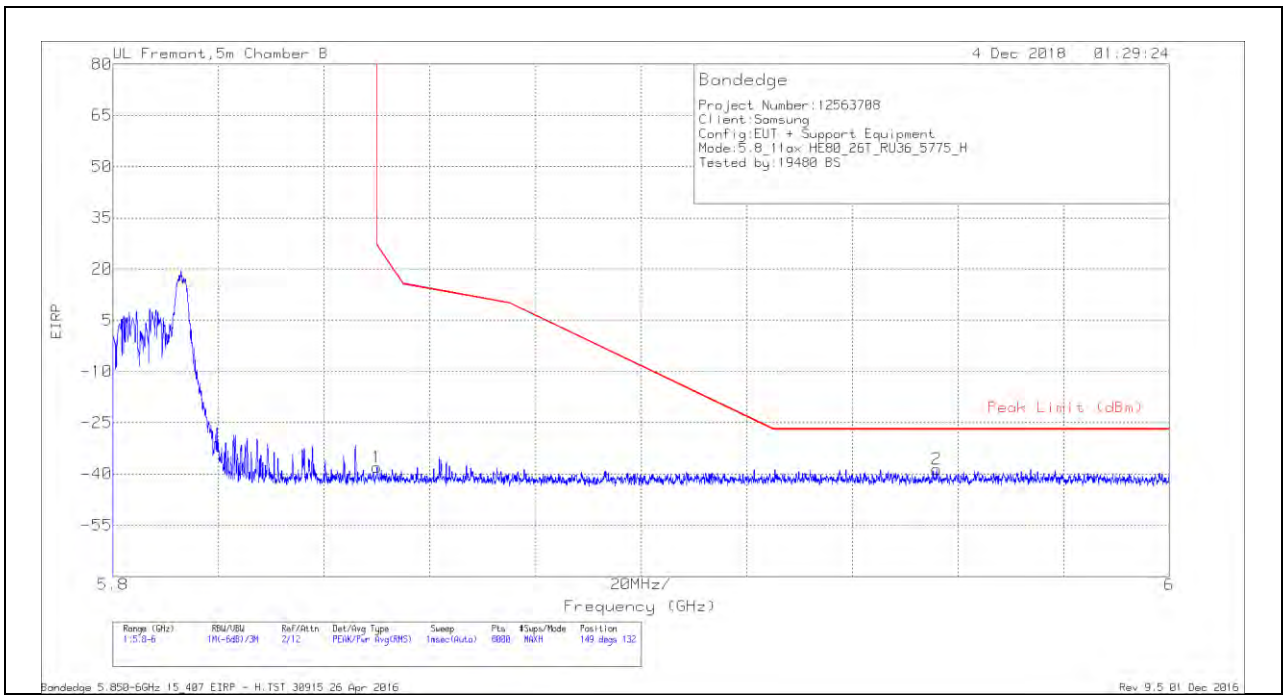

Trace Markers

Marker	Frequency (GHz)	Meter Reading (dBm)	Det	AF T863 (dB/m)	Amp/Cbl/Fltr/Pad (dB)	Conversion Factor (dB)	Corrected Reading EIRP	Peak Limit (dBm)	PK Margin (dB)	Azimuth (Degs)	Height (cm)	Polarity
1	5.85	-66.39	Pk	35.4	-18.9	11.8	-38.09	26.99	-65.08	149	132	H
2	5.956	-67.43	Pk	35.4	-18.4	11.8	-38.63	-27	-11.63	149	132	H

Pk - Peak detector

UL VERIFICATION SERVICES INC.
47173 Benicia Street, Fremont, CA 94538; USA TEL:(510) 771-1000 FAX:(510) 661-0888
This report shall not be reproduced except in full, without the written approval of UL Verification Services Inc.

VERTICAL RESULT

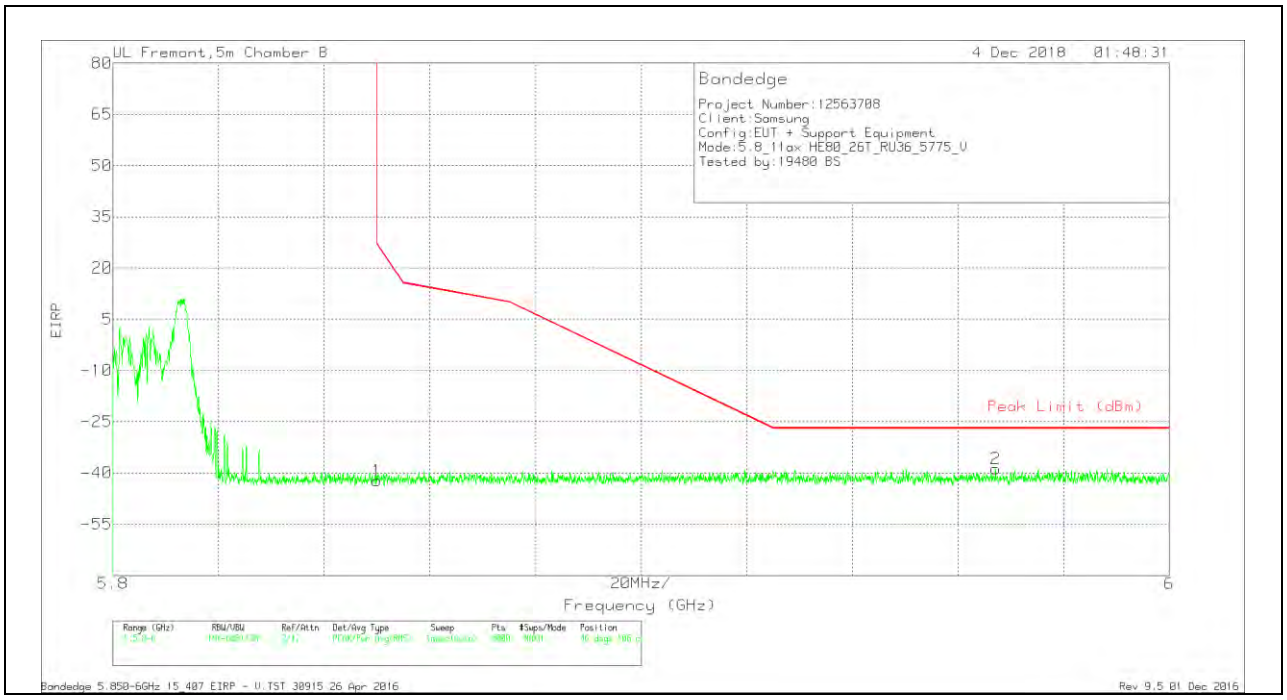

Trace Markers

Marker	Frequency (GHz)	Meter Reading (dBm)	Det	AF T863 (dB/m)	Amp/Cbl/Fltr/Pad (dB)	Conversion Factor (dB)	Corrected Reading EIRP	Peak Limit (dBm)	PK Margin (dB)	Azimuth (Degs)	Height (cm)	Polarity
1	5.85	-70.63	Pk	35.4	-18.9	11.8	-42.33	26.99	-69.32	46	106	V
2	5.967	-67.93	Pk	35.4	-18.1	11.8	-38.83	-27	-11.83	46	106	V

Pk - Peak detector

UL VERIFICATION SERVICES INC.
47173 Benicia Street, Fremont, CA 94538; USA TEL:(510) 771-1000 FAX:(510) 661-0888
This report shall not be reproduced except in full, without the written approval of UL Verification Services Inc.

2TX Antenna 1 + Antenna 2 OFDMA MODE – 26-Tones, RU Index 0

HARMONICS AND SPURIOUS EMISSIONS

MID CHANNEL RESULTS

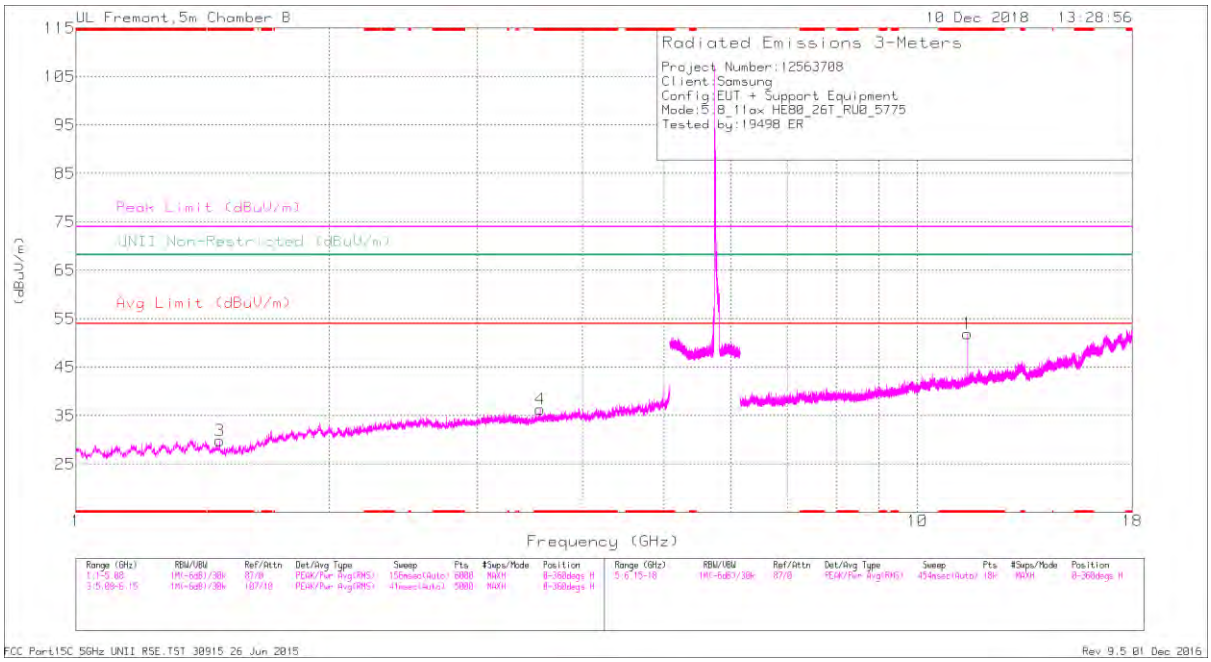

HORIZONTAL

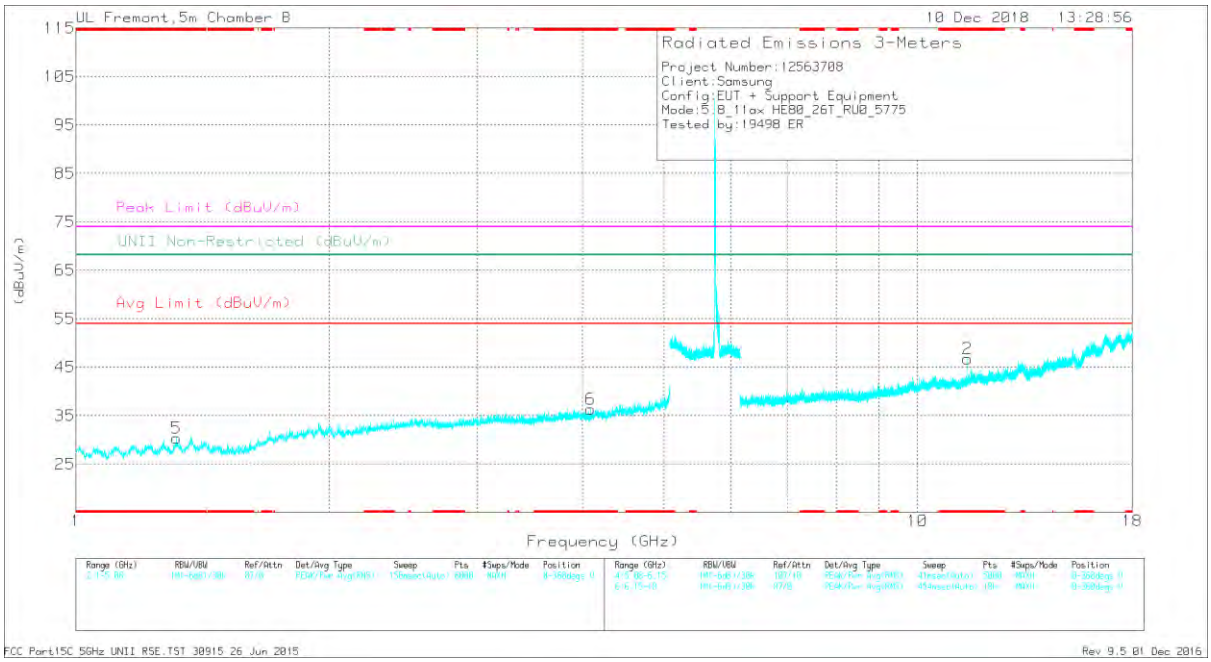

VERTICAL

UL VERIFICATION SERVICES INC.
47173 Benicia Street, Fremont, CA 94538; USA TEL:(510) 771-1000 FAX:(510) 661-0888
This report shall not be reproduced except in full, without the written approval of UL Verification Services Inc.

RADIATED EMISSIONS

Marker	Frequency (GHz)	Meter Reading (dBuV)	Det	AF T863 (dB/m)	Amp/Cbl/Fltr/Pad (dB)	DC Corr (dB)	Corrected Reading (dBuV/m)	Avg Limit (dBuV/m)	Margin (dB)	Peak Limit (dBuV/m)	PK Margin (dB)	UNII Non-Restricted (dBuV/m)	PK Margin (dB)	Azimuth (Degs)	Height (cm)	Polarity
4	* 3.563	39.39	PK-U	33.2	-30.8	0	41.79	-	-	74	-32.21	-	-	188	229	H
	* 3.562	27.88	ADR	33.1	-30.8	.12	30.3	54	-23.7	-	-	-	-	188	229	H
3	* 1.481	41.43	PK-U	27.9	-33.8	0	35.53	-	-	74	-38.47	-	-	319	210	H
	* 1.481	29.94	ADR	27.9	-33.8	.12	24.16	54	-29.84	-	-	-	-	319	210	H
6	* 4.089	39.14	PK-U	33.5	-31	0	41.64	-	-	74	-32.36	-	-	166	161	V
	* 4.087	28.28	ADR	33.5	-31	.12	30.9	54	-23.1	-	-	-	-	166	161	V
5	* 1.316	42.02	PK-U	28.4	-34	0	36.42	-	-	74	-37.58	-	-	248	133	V
	* 1.315	30.3	ADR	28.4	-34	.12	24.82	54	-29.18	-	-	-	-	248	133	V
1	* 11.474	42.51	PK-U	38.4	-22.5	0	58.41	-	-	74	-15.59	-	-	94	104	H
	* 11.474	30.53	ADR	38.4	-22.5	.12	46.55	54	-7.45	-	-	-	-	94	104	H
2	* 11.474	39.34	PK-U	38.4	-22.5	0	55.24	-	-	74	-18.76	-	-	78	123	V
	* 11.474	26.93	ADR	38.4	-22.5	.12	42.95	54	-11.05	-	-	-	-	78	123	V

* - indicates frequency in CFR47 Pt 15 / IC RSS-Restricted Band
PK-U - U-NII: Maximum Peak
ADR - U-NII AD primary method, RMS average

UL VERIFICATION SERVICES INC.
47173 Benicia Street, Fremont, CA 94538; USA TEL:(510) 771-1000 FAX:(510) 661-0888
This report shall not be reproduced except in full, without the written approval of UL Verification Services Inc.

9.2. SPOT CHECK DATA (CERAMIC)

BANDEDGE (LOW CHANNEL)

HORIZONTAL RESULT

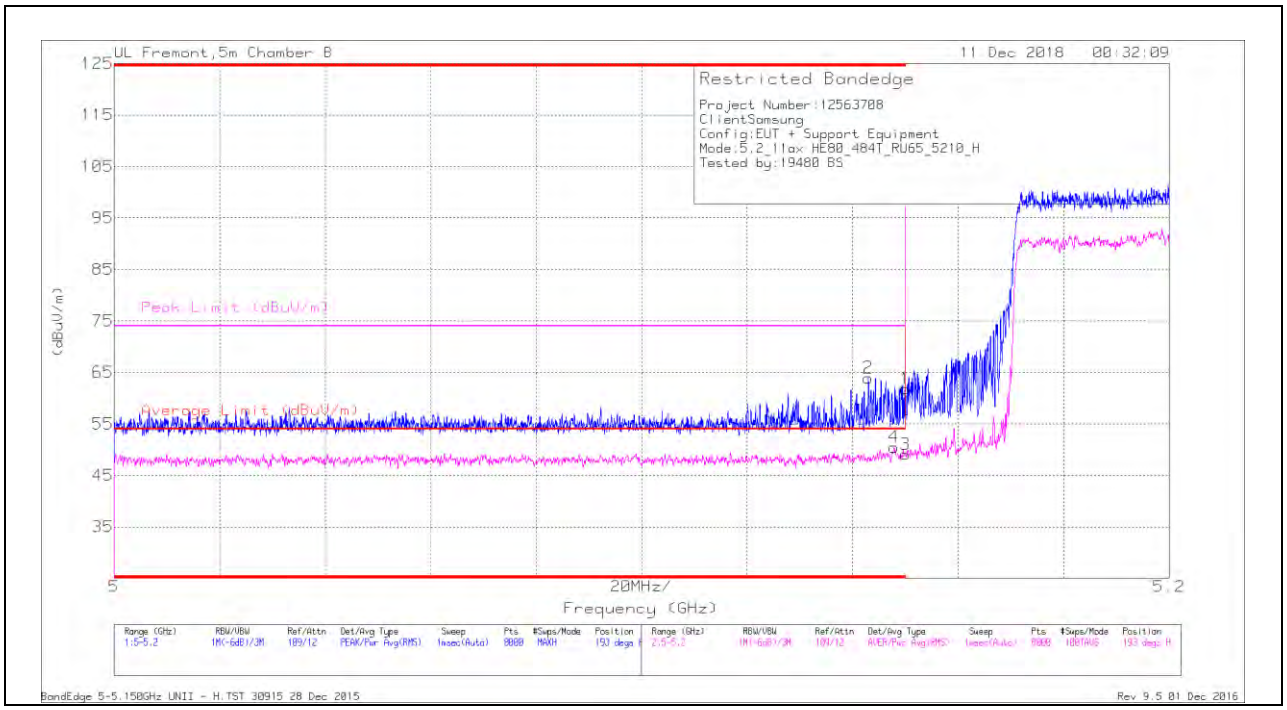

Trace Markers

Marker	Frequency (GHz)	Meter Reading (dBuV)	Det	AF T863 (dB/m)	Amp/Cbl/Fltr/Pad (dB)	DC Corr (dB)	Corrected Reading (dBuV/m)	Average Limit (dBuV/m)	Margin (dB)	Peak Limit (dBuV/m)	PK Margin (dB)	Azimuth (Degs)	Height (cm)	Polarity
1	* 5.15	44.33	Pk	34.6	-17.1	0	61.83	-	-	74	-12.17	193	113	H
2	* 5.143	46.53	Pk	34.6	-17.2	0	63.93	-	-	74	-10.07	193	113	H
3	* 5.15	30.41	RMS	34.6	-17.1	1.27	49.18	54	-4.82	-	-	193	113	H
4	* 5.148	31.8	RMS	34.6	-17.1	1.27	50.57	54	-3.43	-	-	193	113	H

* - indicates frequency in CFR47 Pt 15 / IC RSS-Restricted Band
Pk - Peak detector
RMS - RMS detection

UL VERIFICATION SERVICES INC.
47173 Benicia Street, Fremont, CA 94538; USA TEL:(510) 771-1000 FAX:(510) 661-0888
This report shall not be reproduced except in full, without the written approval of UL Verification Services Inc.

VERTICAL RESULT

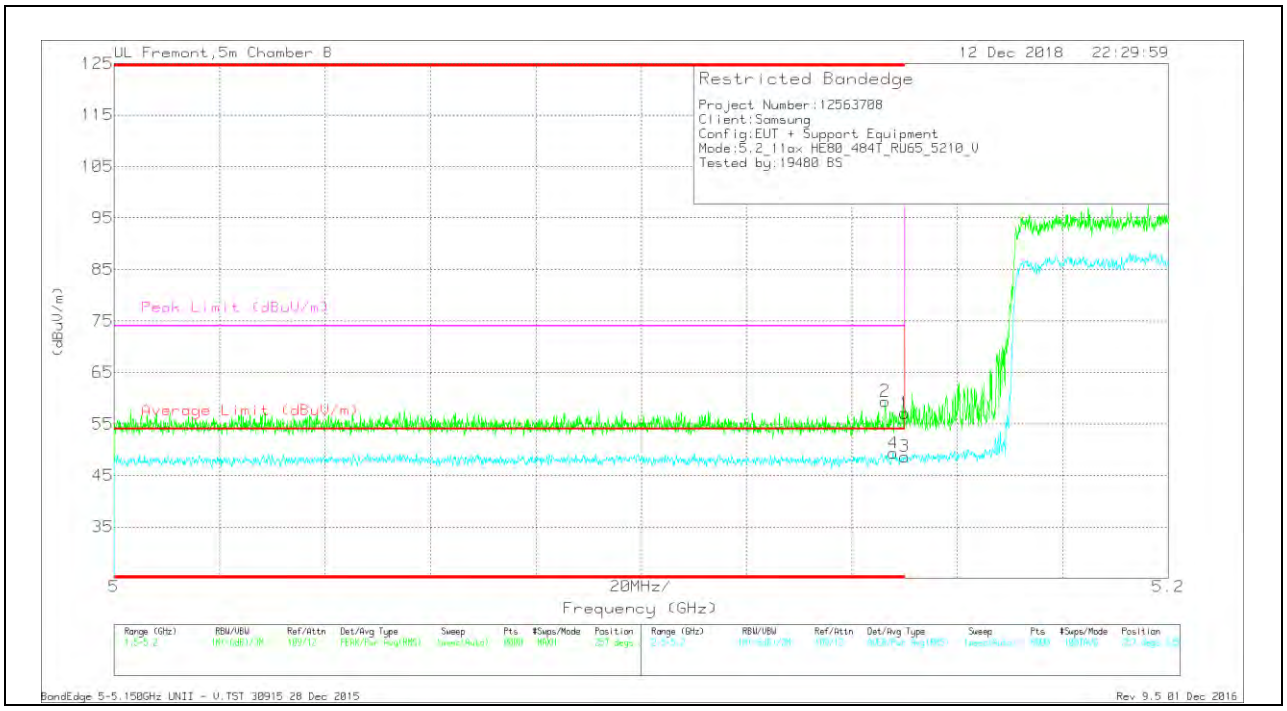

Trace Markers

Marker	Frequency (GHz)	Meter Reading (dBuV)	Det	AF T863 (dB/m)	Amp/Cbl/Fltr/Pad (dB)	DC Corr (dB)	Corrected Reading (dBuV/m)	Average Limit (dBuV/m)	Margin (dB)	Peak Limit (dBuV/m)	PK Margin (dB)	Azimuth (Degs)	Height (cm)	Polarity
1	* 5.15	39.63	Pk	34.6	-17.1	0	57.13	-	-	74	-16.87	257	335	V
2	* 5.146	41.9	Pk	34.6	-17.1	0	59.4	-	-	74	-14.6	257	335	V
3	* 5.15	29.97	RMS	34.6	-17.1	1.27	48.74	54	-5.26	-	-	257	335	V
4	* 5.148	30.63	RMS	34.6	-17.1	1.27	49.4	54	-4.6	-	-	257	335	V

* - indicates frequency in CFR47 Pt 15 / IC RSS-Restricted Band
Pk - Peak detector
RMS - RMS detection

UL VERIFICATION SERVICES INC.
47173 Benicia Street, Fremont, CA 94538; USA TEL:(510) 771-1000 FAX:(510) 661-0888
This report shall not be reproduced except in full, without the written approval of UL Verification Services Inc.

HARMONICS AND SPURIOUS EMISSIONS

LOW CHANNEL RESULTS

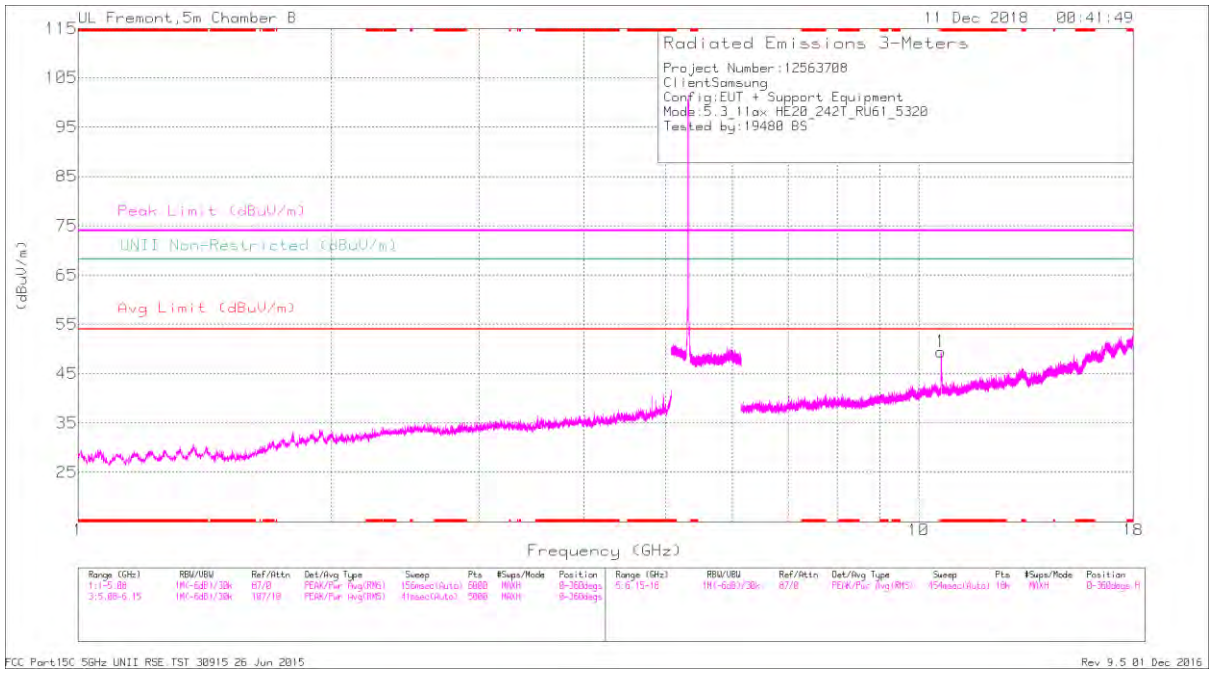

HORIZONTAL

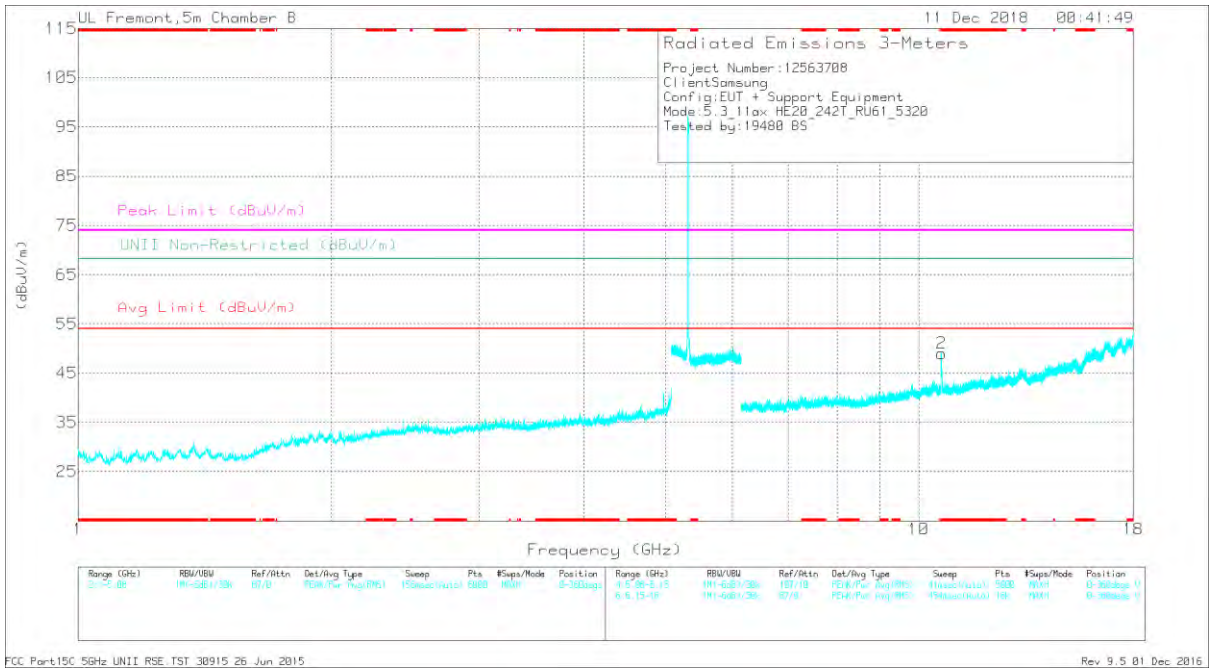

VERTICAL

UL VERIFICATION SERVICES INC.
47173 Benicia Street, Fremont, CA 94538; USA TEL:(510) 771-1000 FAX:(510) 661-0888
This report shall not be reproduced except in full, without the written approval of UL Verification Services Inc.

RADIATED EMISSIONS

Marker	Frequency (GHz)	Meter Reading (dBuV)	Det	AF T863 (dB/m)	Amp/Cbl/Fltr/Pad (dB)	DC Corr (dB)	Corrected Reading (dBuV/m)	Avg Limit (dBuV/m)	Margin (dB)	Peak Limit (dBuV/m)	PK Margin (dB)	UNII Non-Restricted (dBuV/m)	PK Margin (dB)	Azimuth (Degs)	Height (cm)	Polarity
1	* 10.641	40.82	PK-U	37.8	-22.6	0	56.02	-	-	74	-17.98	-	-	182	276	H
	* 10.639	28.12	ADR	37.8	-22.6	.67	43.99	54	-10.01	-	-	-	-	182	276	H
2	* 10.642	33.79	Pk	37.8	-22.6	0	48.99	-	-	74	-25.01	-	-	0-360	199	V

* - indicates frequency in CFR47 Pt 15 / IC RSS-Restricted Band
PK2 - KDB558074 Method: Maximum Peak
MAv1 - KDB558074 Option 1 Maximum RMS Average

UL VERIFICATION SERVICES INC.
47173 Benicia Street, Fremont, CA 94538; USA TEL:(510) 771-1000 FAX:(510) 661-0888
This report shall not be reproduced except in full, without the written approval of UL Verification Services Inc.

9.3. SPURIOUS EMISSIONS FOR SIMULTANEOUS TRANSMITION

SIMULTANEOUS TX CONDITIONS

Mode	# of TX	5GHz		2.4GHz	
		Ant1	Ant2	Ant1	Ant2
2.4GHz+5GHz RSDB Only	2	**O**	**X**	**X**	**O**
		X	**O**	**O**	**X**
		O	X	O	X
		X	O	X	O
2.4GHz+5GHz RSDB&MIMO	3	O	O	O	X
		O	O	X	O
		O	X	O	O
		X	O	O	O
	4	**O**	**O**	**O**	**O**

WORST TEST-CASE CONDITIONS

Across all UNII bands 802.11a and 802.11 HT20 modes have the highest rated powers. 802.11a is selected as the worst case mode and a channel operating at the highest rated power on each antenna is used. No new emissions were observed and emissions levels observed during the stand-alone test condition were not increased.

Also 4 Tx condition can cover other RSDB and MIMO condition. So test lab. conducted the test on the condition of 1 Tx for each antenna and 4Tx MIMO antenna condition like below.

Testcase #	Band (GHz)	Antenna	MODE	Channel	Frequency (MHz)	Power Settings
1	2.4	Chain 0	11b	11	2462	16
	5	Chain 1	11a	60	5300	13
2	5	Chain 0	11a	60	5300	13
	2.4	Chain 1	11b	6	2437	16
3	2.4	Chain 0	11ax_HE20_242T_RU61	6	2437	16
	5	Chain 1	11ax_HE20_242T_RU61	48	5240	13
4	5	Chain 0	11ax_HE20_242T_RU61	48	5240	13
	2.4	Chain 1	11ax_HE20_242T_RU61	6	2437	16
5	2.4	MIMO	11ax_HE20_242T_RU61	6	2437	16
	5	MIMO	11ax_HE20_242T_RU61	48	5240	13

UL VERIFICATION SERVICES INC.
47173 Benicia Street, Fremont, CA 94538; USA TEL:(510) 771-1000 FAX:(510) 661-0888
This report shall not be reproduced except in full, without the written approval of UL Verification Services Inc.

9.3.1. TEST CASE 1

Antenna 1 802.11b Channel 11 + Antenna 2 802.11a Channel 60

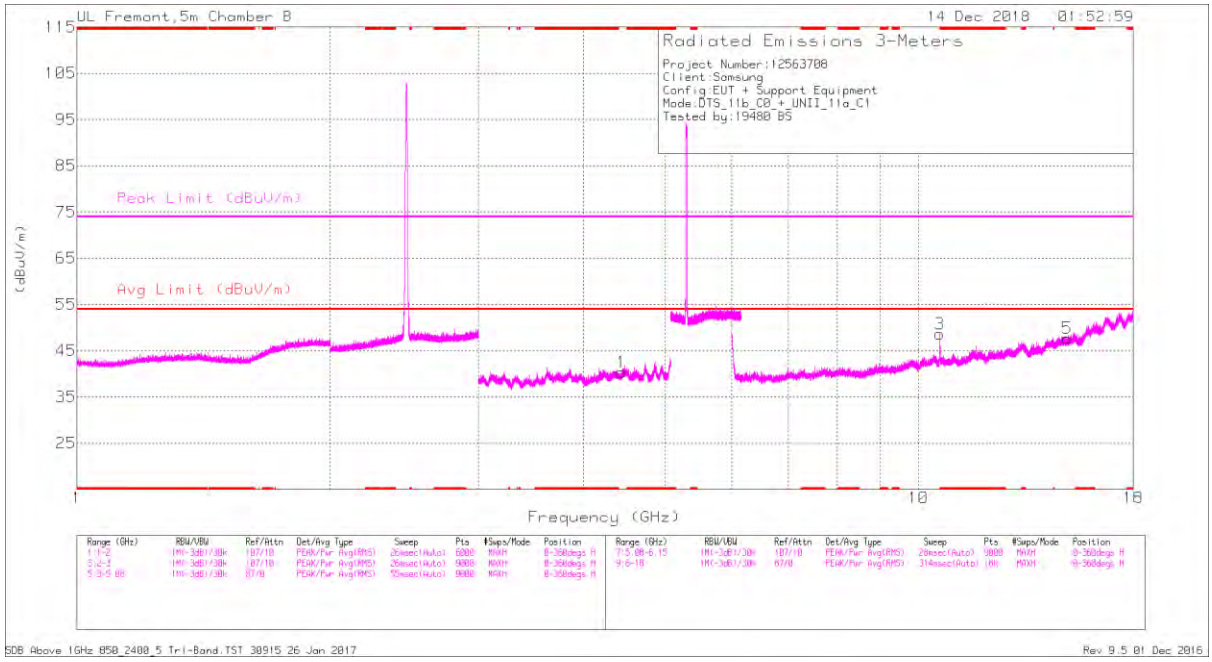

HORIZONTAL

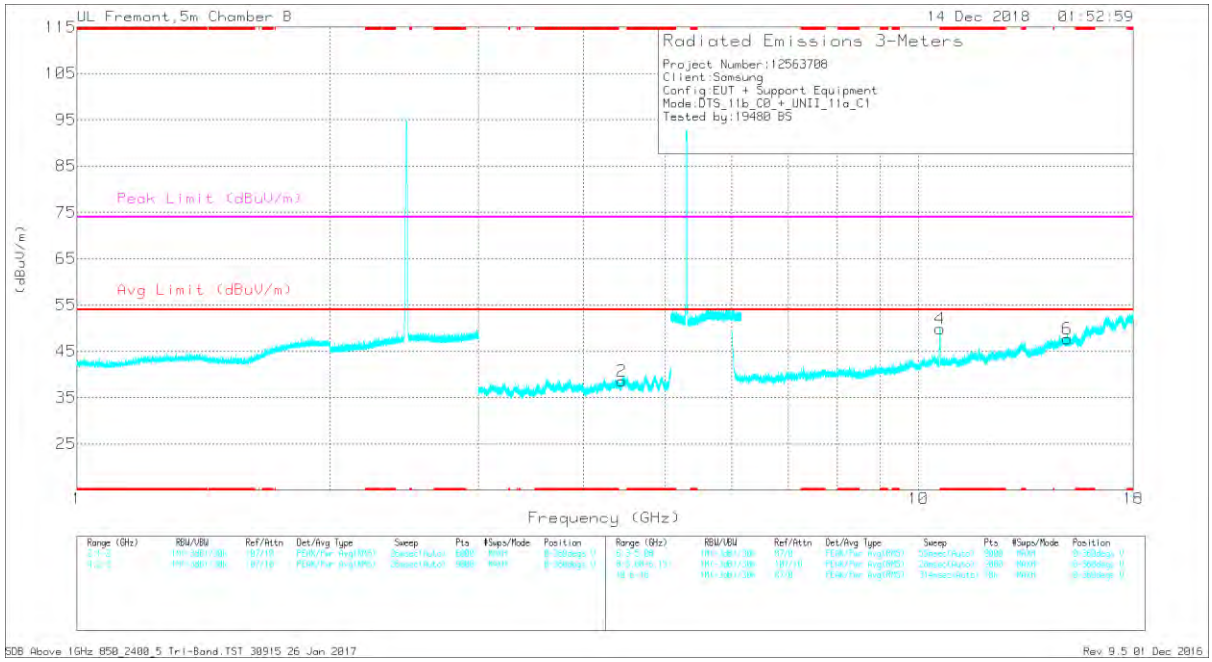

VERTICAL

UL VERIFICATION SERVICES INC.
47173 Benicia Street, Fremont, CA 94538; USA TEL:(510) 771-1000 FAX:(510) 661-0888
This report shall not be reproduced except in full, without the written approval of UL Verification Services Inc.

RADIATED EMISSIONS

Trace Markers

Marker	Frequency (GHz)	Meter Reading (dBuV)	Det	AF T863 (dB/m)	Amp/Cbl/Fltr/Pad (dB)	Filter (dB)	Corrected Reading (dBuV/m)	Avg Limit (dBuV/m)	Margin (dB)	Peak Limit (dBuV/m)	PK Margin (dB)	Azimuth (Degs)	Height (cm)	Polarity
2	4.439	32.45	Pk	33.8	-28.7	1	38.55	-	-	-	-	0-360	102	V
1	4.441	32.32	Pk	33.8	-28.8	3	40.32	-	-	-	-	0-360	199	H

* - indicates frequency in CFR47 Pt 15 / IC RSS-Restricted Band
Pk - Peak detector

Marker	Frequency (GHz)	Meter Reading (dBuV)	Det	AF T863 (dB/m)	Amp/Cbl/Fltr/Pad (dB)	Corrected Reading (dBuV/m)	Avg Limit (dBuV/m)	Margin (dB)	Peak Limit (dBuV/m)	PK Margin (dB)	Azimuth (Degs)	Height (cm)	Polarity
3	* 10.602	34.02	Pk	37.7	-23.1	48.62	-	-	74	-25.38	0-360	102	H
4	* 10.606	35.08	Pk	37.7	-22.9	49.88	-	-	74	-24.12	0-360	103	V
6	15.011	27.03	Pk	40.5	-19.9	47.63	-	-	-	-	0-360	199	V
5	15.019	26.75	Pk	40.5	-19.6	47.65	-	-	-	-	0-360	102	H

* - indicates frequency in CFR47 Pt 15 / IC RSS-Restricted Band
Pk - Peak detector

Radiated Emissions

Frequency (GHz)	Meter Reading (dBuV)	Det	AF T863 (dB/m)	Amp/Cbl/Fltr/Pad (dB)	DC Corr (dB)	Corrected Reading (dBuV/m)	Avg Limit (dBuV/m)	Margin (dB)	Peak Limit (dBuV/m)	PK Margin (dB)	Azimuth (Degs)	Height (cm)	Polarity
* 10.602	41.27	PK-U	37.7	-23.1	0	55.87	-	-	74	-18.13	232	115	H
* 10.602	29.2	ADR	37.7	-23.1	.29	44.09	54	-9.91	-	-	232	115	H
* 10.602	45.7	PK-U	37.7	-23.1	0	60.3	-	-	74	-13.7	241	103	V
* 10.602	32.59	ADR	37.7	-23.1	.29	47.48	54	-6.52	-	-	241	103	V

* - indicates frequency in CFR47 Pt 15 / IC RSS-Restricted Band
PK-U - U-NII: Maximum Peak
ADR - U-NII AD primary method, RMS average

UL VERIFICATION SERVICES INC.
47173 Benicia Street, Fremont, CA 94538; USA TEL:(510) 771-1000 FAX:(510) 661-0888
This report shall not be reproduced except in full, without the written approval of UL Verification Services Inc.

9.3.2. TEST CASE 2

Antenna 1 802.11a Channel 60 + Antenna 2 802.11b Channel 6

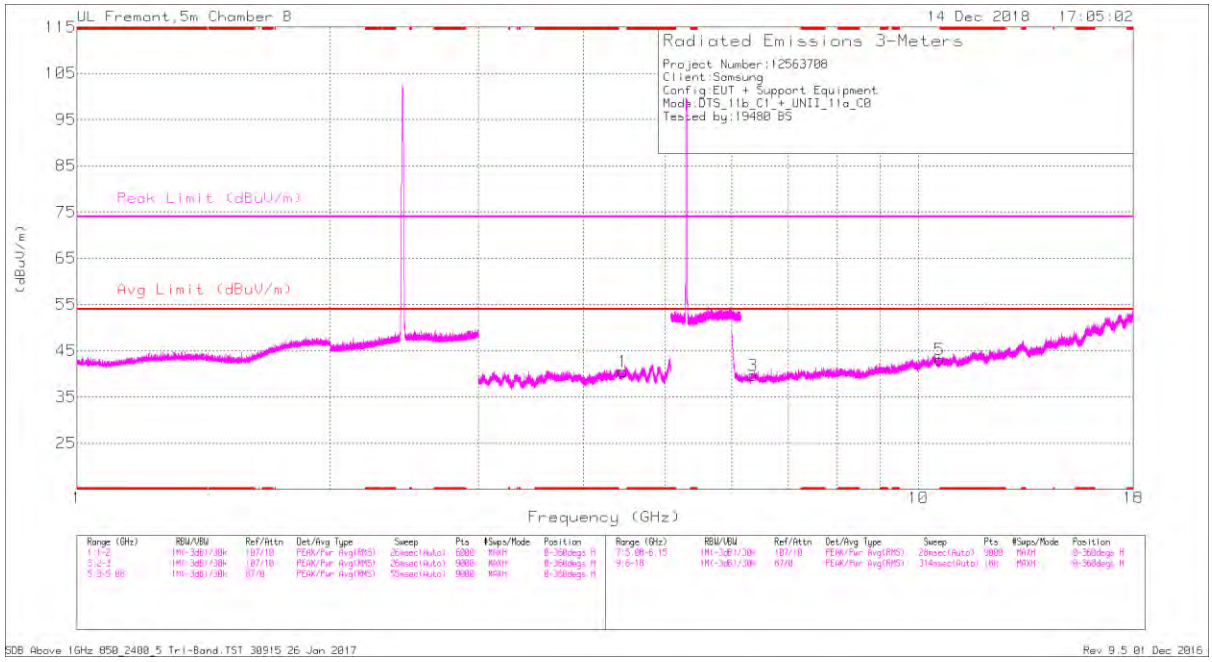

HORIZONTAL

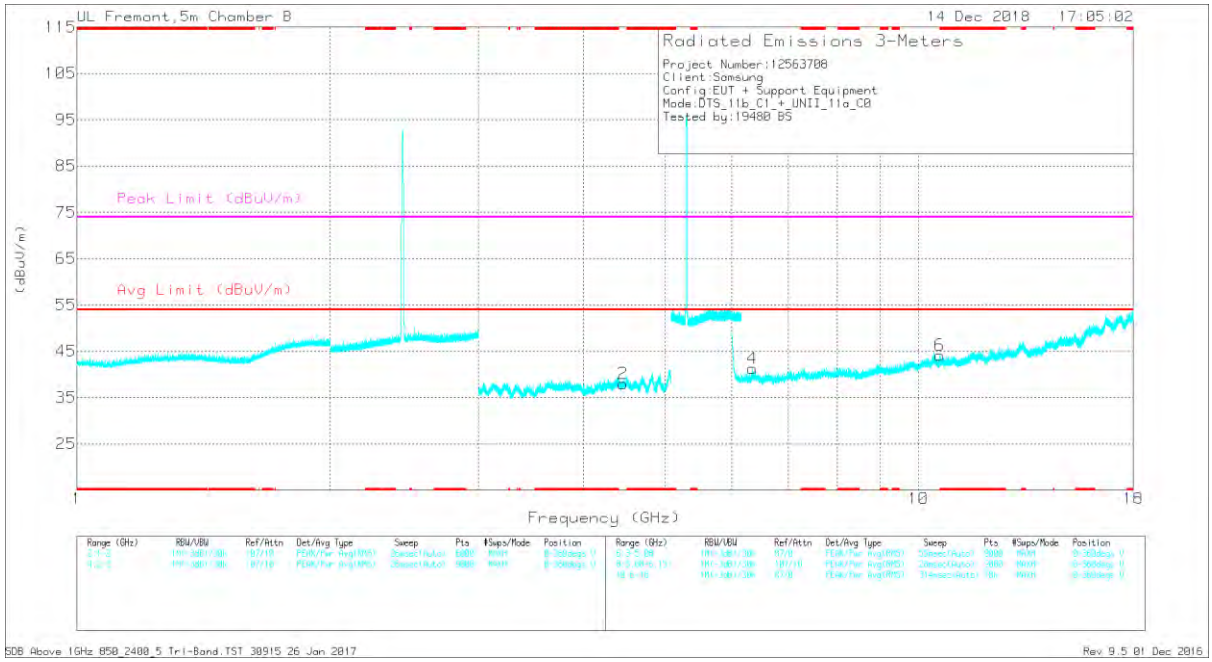

VERTICAL

UL VERIFICATION SERVICES INC.
47173 Benicia Street, Fremont, CA 94538; USA TEL:(510) 771-1000 FAX:(510) 661-0888

This report shall not be reproduced except in full, without the written approval of UL Verification Services Inc.