2TX Antenna 1 + Antenna 2 OFDMA MODE – 26-Tones, RU Index 0

BANDEDGE (LOW CHANNEL)

HORIZONTAL RESULT

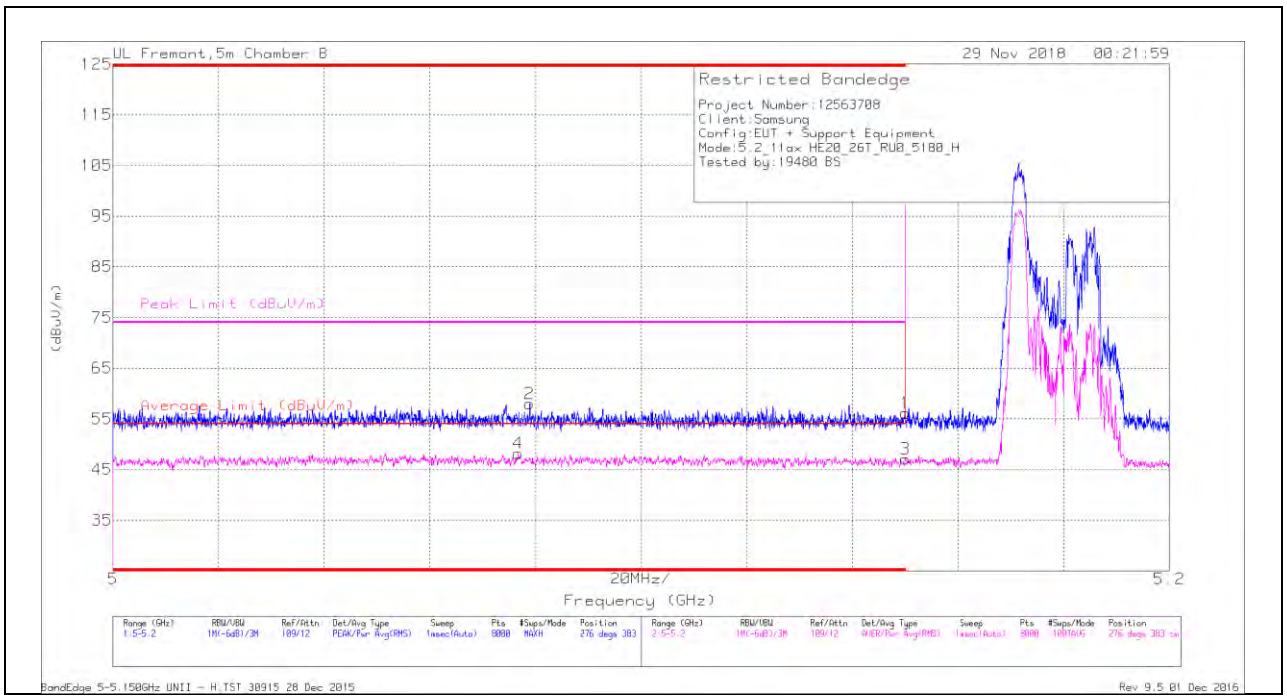

Trace Markers

Marker	Frequency (GHz)	Meter Reading (dBuV)	Det	AF T863 (dB/m)	Amp/Cbl/Fltr/Pad (dB)	DC Corr (dB)	Corrected Reading (dBuV/m)	Average Limit (dBuV/m)	Margin (dB)	Peak Limit (dBuV/m)	PK Margin (dB)	Azimuth (Degs)	Height (cm)	Polarity
1	* 5.15	38.61	Pk	34.6	-17.1	0	56.11	-	-	74	-17.89	276	383	H
2	* 5.079	40.41	Pk	34.5	-16.9	0	58.01	-	-	74	-15.99	276	383	H
3	* 5.15	29.52	RMS	34.6	-17.1	.12	47.14	54	-6.86	-	-	276	383	H
4	* 5.077	30.71	RMS	34.5	-17	.12	48.33	54	-5.67	-	-	276	383	H

* - indicates frequency in CFR47 Pt 15 / IC RSS-Restricted Band
Pk - Peak detector
RMS - RMS detection

UL VERIFICATION SERVICES INC.
47173 Benicia Street, Fremont, CA 94538; USA TEL:(510) 771-1000 FAX:(510) 661-0888
This report shall not be reproduced except in full, without the written approval of UL Verification Services Inc.

VERTICAL RESULT

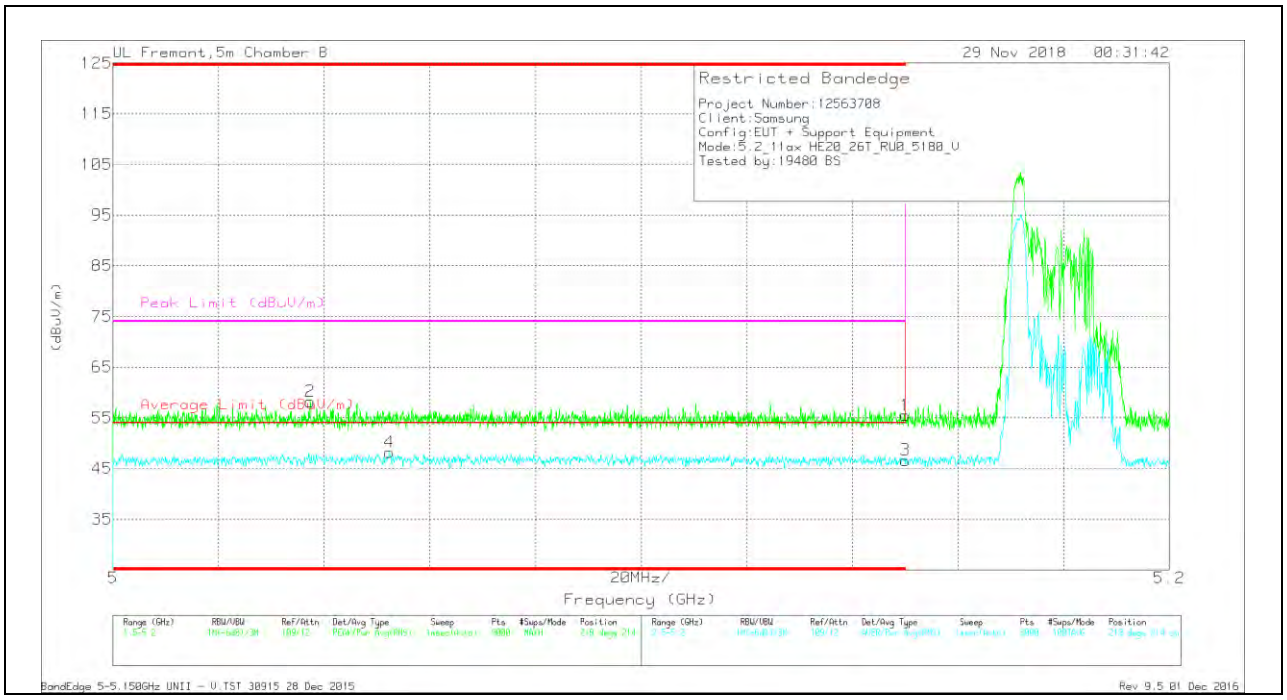

Trace Markers

Marker	Frequency (GHz)	Meter Reading (dBuV)	Det	AF T863 (dB/m)	Amp/Cbl/Fltr/Pad (dB)	DC Corr (dB)	Corrected Reading (dBuV/m)	Average Limit (dBuV/m)	Margin (dB)	Peak Limit (dBuV/m)	PK Margin (dB)	Azimuth (Degs)	Height (cm)	Polarity
1	* 5.15	38	Pk	34.6	-17.1	0	55.5	-	-	74	-18.5	218	214	V
2	* 5.037	40.48	Pk	34.6	-16.9	0	58.18	-	-	74	-15.82	218	214	V
3	* 5.15	29.13	RMS	34.6	-17.1	.12	46.75	54	-7.25	-	-	218	214	V
4	* 5.052	30.42	RMS	34.6	-16.8	.12	48.34	54	-5.66	-	-	218	214	V

* - indicates frequency in CFR47 Pt 15 / IC RSS-Restricted Band
Pk - Peak detector
RMS - RMS detection

UL VERIFICATION SERVICES INC.
47173 Benicia Street, Fremont, CA 94538; USA TEL:(510) 771-1000 FAX:(510) 661-0888
This report shall not be reproduced except in full, without the written approval of UL Verification Services Inc.

2TX Antenna 1 + Antenna 2 OFDMA MODE – 52-Tones, RU Index 38

HARMONICS AND SPURIOUS EMISSIONS

LOW CHANNEL RESULTS

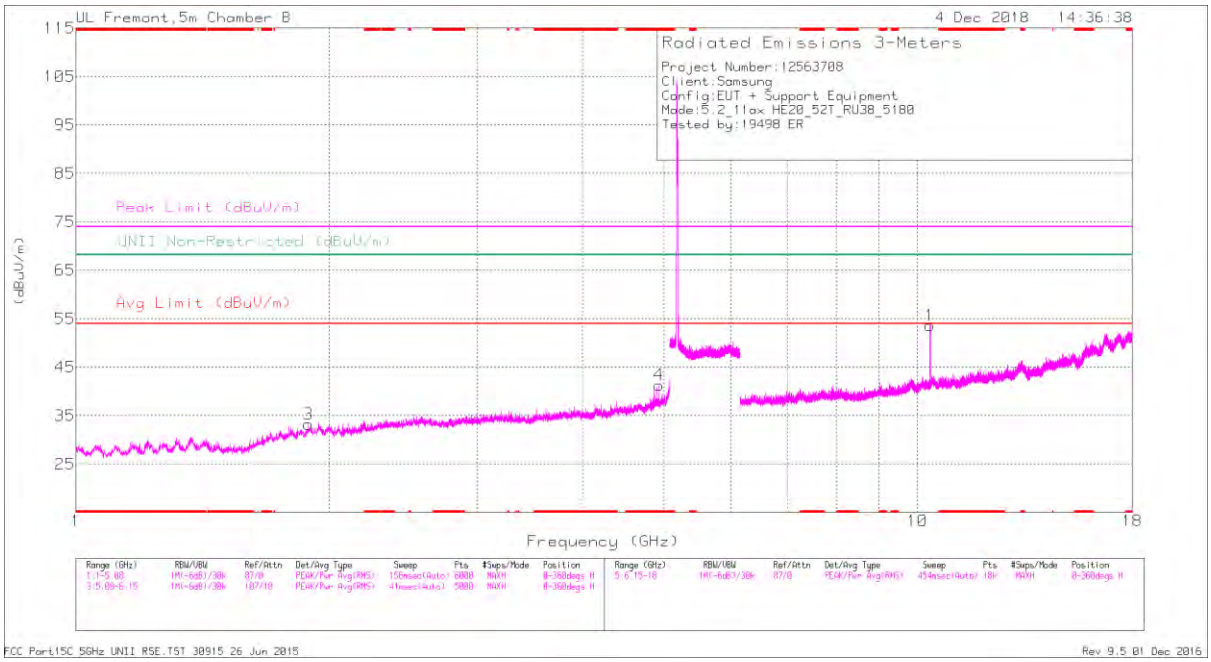

HORIZONTAL

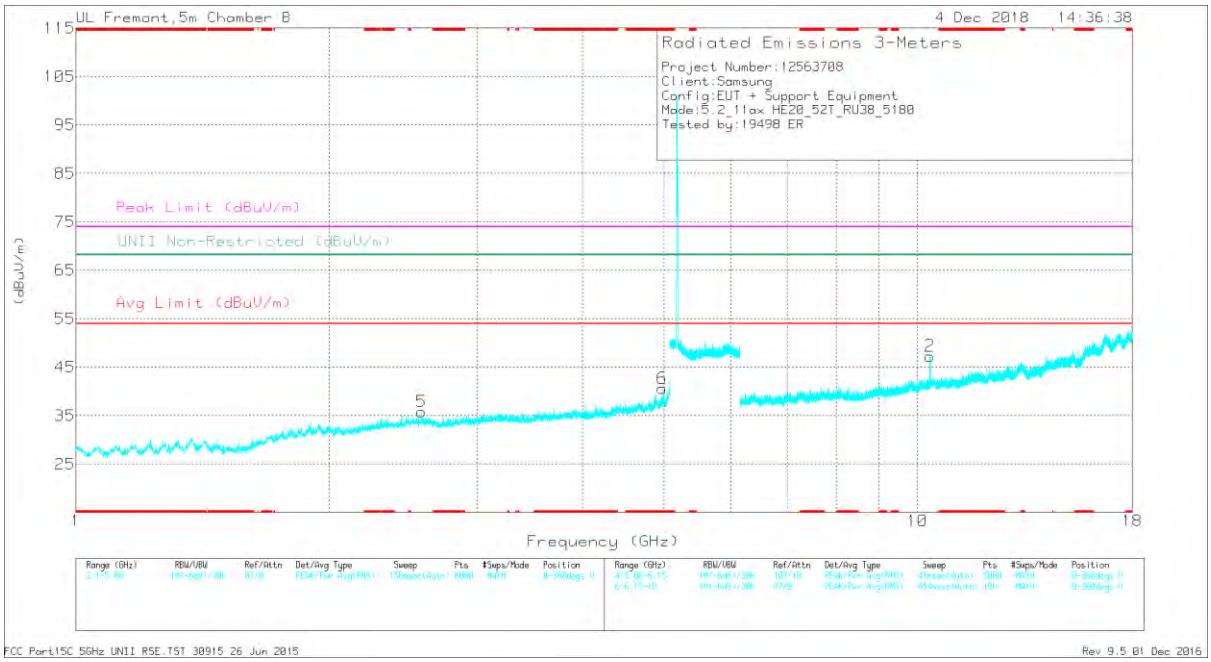

VERTICAL

UL VERIFICATION SERVICES INC.
47173 Benicia Street, Fremont, CA 94538; USA TEL:(510) 771-1000 FAX:(510) 661-0888
This report shall not be reproduced except in full, without the written approval of UL Verification Services Inc.

RADIATED EMISSIONS

Marker	Frequency (GHz)	Meter Reading (dBuV)	Det	AF T863 (dB/m)	Amp/Cbl/Fltr/Pad (dB)	DC Corr (dB)	Corrected Reading (dBuV/m)	Avg Limit (dBuV/m)	Margin (dB)	Peak Limit (dBuV/m)	PK Margin (dB)	UNII Non-Restricted (dBuV/m)	PK Margin (dB)	Azimuth (Degs)	Height (cm)	Polarity
4	* 4.927	40.47	PK-U	34.4	-29	0	45.87	-	-	74	-28.13	-	-	247	113	H
	* 4.93	28.58	ADR	34.4	-29.1	.17	34.05	54	-19.95	-	-	-	-	247	113	H
6	* 4.971	38.43	PK-U	34.5	-28.5	0	44.43	-	-	74	-29.57	-	-	339	130	V
	* 4.97	27.23	ADR	34.5	-28.6	.17	33.3	54	-20.7	-	-	-	-	339	130	V
3	1.888	42.04	PK-U	31	-32.8	0	40.24	-	-	-	-	68.2	-27.96	111	228	H
5	2.574	40.47	PK-U	32.7	-31.7	0	41.47	-	-	-	-	68.2	-26.73	50	132	V
2	10.353	40.32	PK-U	37.8	-23	0	55.12	-	-	-	-	68.2	-13.08	149	160	V
1	10.356	43.92	PK-U	37.8	-22.9	0	58.82	-	-	-	-	68.2	-9.38	117	110	H

* - indicates frequency in CFR47 Pt 15 / IC RSS-Restricted Band
PK-U - U-NII: Maximum Peak
ADR - U-NII AD primary method, RMS average

UL VERIFICATION SERVICES INC.
47173 Benicia Street, Fremont, CA 94538; USA TEL:(510) 771-1000 FAX:(510) 661-0888
This report shall not be reproduced except in full, without the written approval of UL Verification Services Inc.

MID CHANNEL RESULTS

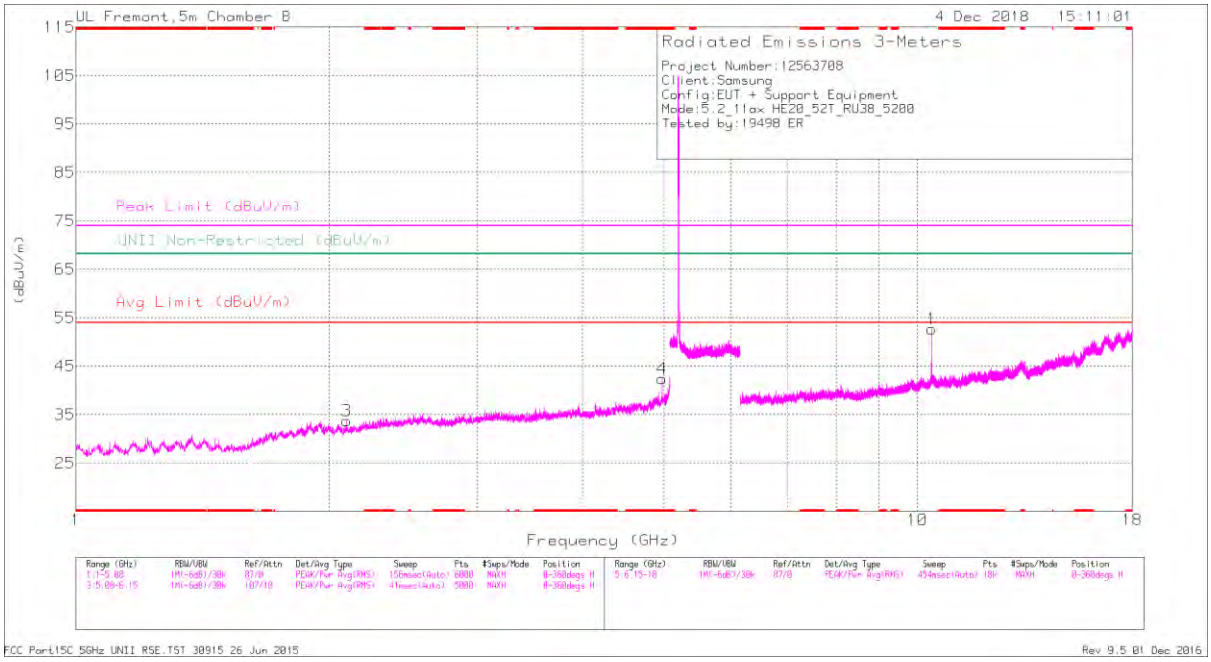

HORIZONTAL

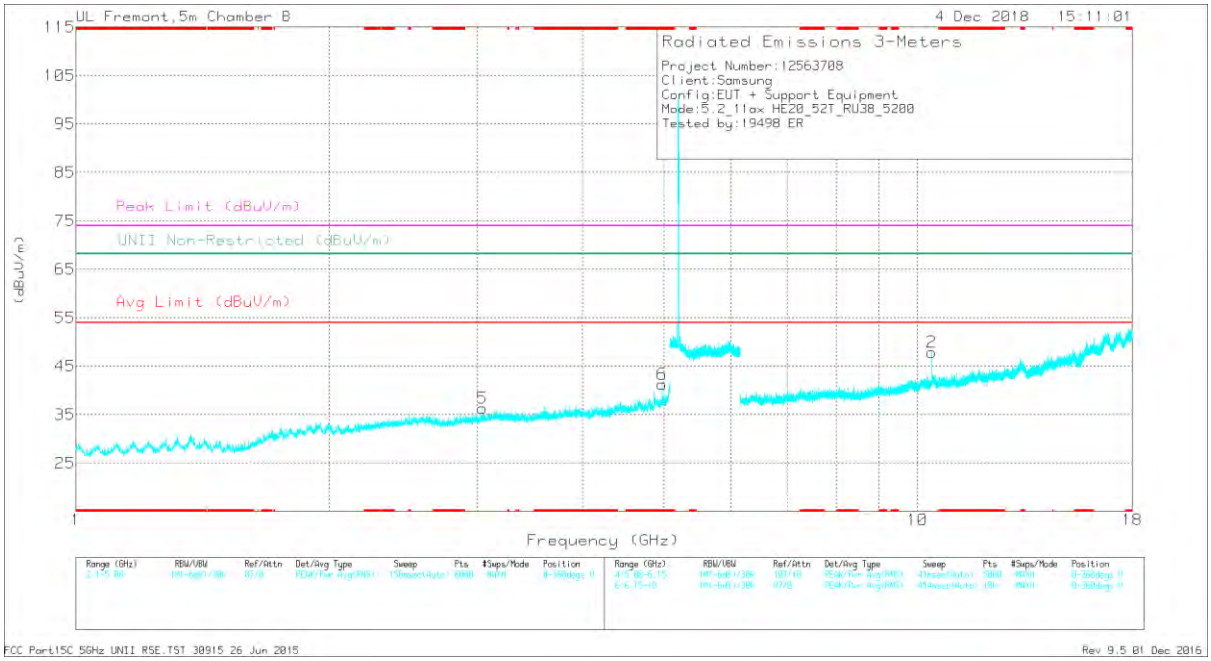

VERTICAL

UL VERIFICATION SERVICES INC.
47173 Benicia Street, Fremont, CA 94538; USA TEL:(510) 771-1000 FAX:(510) 661-0888
This report shall not be reproduced except in full, without the written approval of UL Verification Services Inc.

RADIATED EMISSIONS

Marker	Frequency (GHz)	Meter Reading (dBuV)	Det	AF T863 (dB/m)	Amp/Cbl/Fltr/Pad (dB)	DC Corr (dB)	Corrected Reading (dBuV/m)	Avg Limit (dBuV/m)	Margin (dB)	Peak Limit (dBuV/m)	PK Margin (dB)	UNII Non-Restricted (dBuV/m)	PK Margin (dB)	Azimuth (Degs)	Height (cm)	Polarity
4	* 4.97	41.18	PK-U	34.5	-28.6	0	47.08	-	-	74	-26.92	-	-	161	169	H
	* 4.97	28.65	ADR	34.5	-28.6	.17	34.72	54	-19.28	-	-	-	-	161	169	H
6	* 4.97	41.56	PK-U	34.5	-28.6	0	47.46	-	-	74	-26.54	-	-	48	228	V
	* 4.97	27.92	ADR	34.5	-28.6	.17	33.99	54	-20.01	-	-	-	-	48	228	V
3	2.099	41.46	PK-U	31.1	-33.1	0	39.46	-	-	-	-	68.2	-28.74	239	186	H
5	3.039	40.02	PK-U	32.9	-31.4	0	41.52	-	-	-	-	68.2	-26.68	174	143	V
1	10.394	45.52	PK-U	37.9	-22.2	0	61.22	-	-	-	-	68.2	-6.98	132	103	H
2	10.394	39.66	PK-U	37.9	-22.2	0	55.36	-	-	-	-	68.2	-12.84	69	104	V

* - indicates frequency in CFR47 Pt 15 / IC RSS-Restricted Band
PK-U - U-NII: Maximum Peak
ADR - U-NII AD primary method, RMS average

UL VERIFICATION SERVICES INC.
47173 Benicia Street, Fremont, CA 94538; USA TEL:(510) 771-1000 FAX:(510) 661-0888
This report shall not be reproduced except in full, without the written approval of UL Verification Services Inc.

HIGH CHANNEL RESULTS

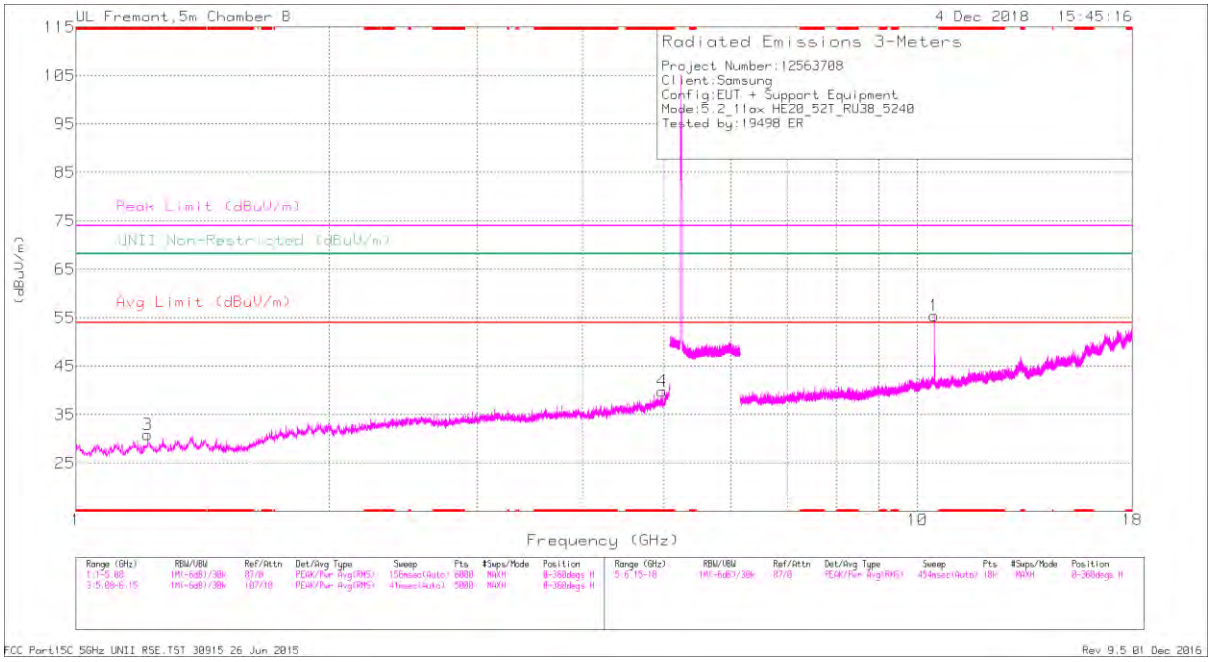

HORIZONTAL

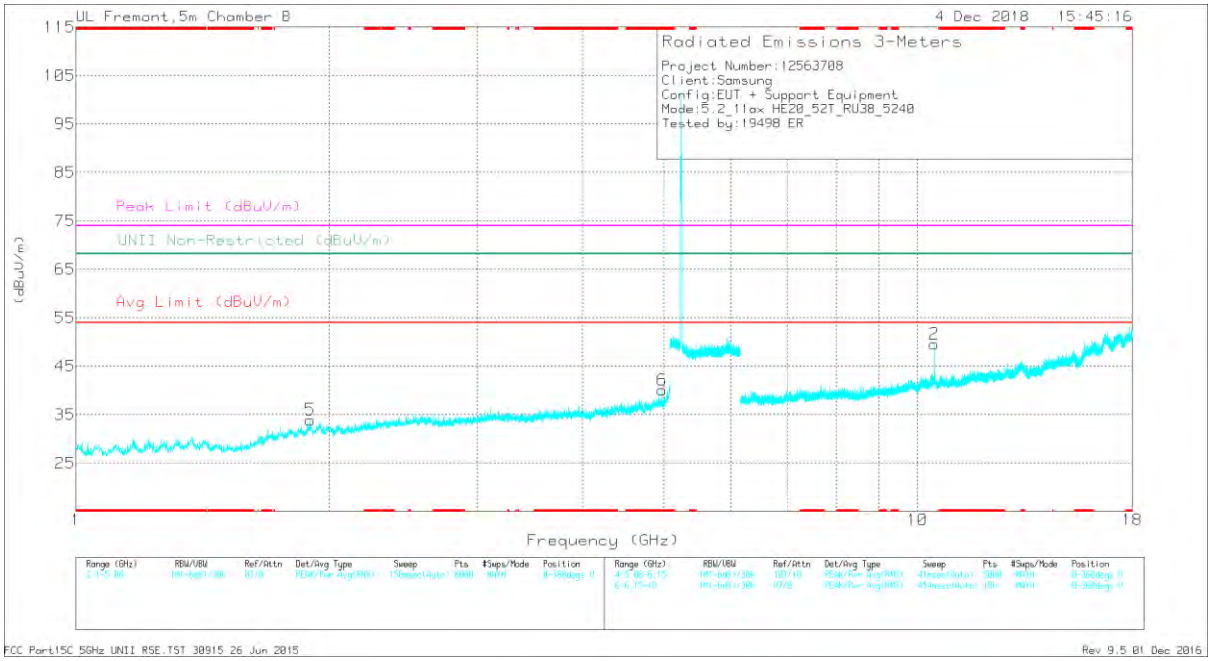

VERTICAL

UL VERIFICATION SERVICES INC.
47173 Benicia Street, Fremont, CA 94538; USA TEL:(510) 771-1000 FAX:(510) 661-0888
This report shall not be reproduced except in full, without the written approval of UL Verification Services Inc.

RADIATED EMISSIONS

Marker	Frequency (GHz)	Meter Reading (dBuV)	Det	AF T863 (dB/m)	Amp/Cbl/Fltr/Pad (dB)	DC Corr (dB)	Corrected Reading (dBuV/m)	Avg Limit (dBuV/m)	Margin (dB)	Peak Limit (dBuV/m)	PK Margin (dB)	UNII Non-Restricted (dBuV/m)	PK Margin (dB)	Azimuth (Degs)	Height (cm)	Polarity
4	* 4.97	40.02	PK-U	34.5	-28.6	0	45.92	-	-	74	-28.08	-	-	60	104	H
	* 4.97	27.45	ADR	34.5	-28.6	.17	33.52	54	-20.48	-	-	-	-	60	104	H
3	* 1.217	41.84	PK-U	28.2	-34.2	0	35.84	-	-	74	-38.16	-	-	152	260	H
	* 1.216	30.53	ADR	28.2	-34.2	.17	24.7	54	-29.3	-	-	-	-	152	260	H
6	* 4.969	38.44	PK-U	34.5	-28.6	0	44.34	-	-	74	-29.66	-	-	4	133	V
	* 4.969	27.32	ADR	34.5	-28.6	.17	33.39	54	-20.61	-	-	-	-	4	133	V
5	1.899	41.34	PK-U	31.1	-32.8	0	39.64	-	-	-	-	68.2	-28.56	79	204	V
1	10.474	45.68	PK-U	37.8	-22.2	0	61.28	-	-	-	-	68.2	-6.92	125	118	H
2	10.476	42.26	PK-U	37.8	-22.2	0	57.86	-	-	-	-	68.2	-10.34	155	238	V

* - indicates frequency in CFR47 Pt 15 / IC RSS-Restricted Band
PK-U - U-NII: Maximum Peak
ADR - U-NII AD primary method, RMS average

UL VERIFICATION SERVICES INC.
47173 Benicia Street, Fremont, CA 94538; USA TEL:(510) 771-1000 FAX:(510) 661-0888
This report shall not be reproduced except in full, without the written approval of UL Verification Services Inc.

9.1.6. TX ABOVE 1 GHz 802.11ax HE40 MODE IN THE 5.2 GHz BAND

2TX Antenna 1 + Antenna 2 OFDMA MODE – 484-Tones, RU Index 65

BANDEDGE (LOW CHANNEL)

HORIZONTAL RESULT

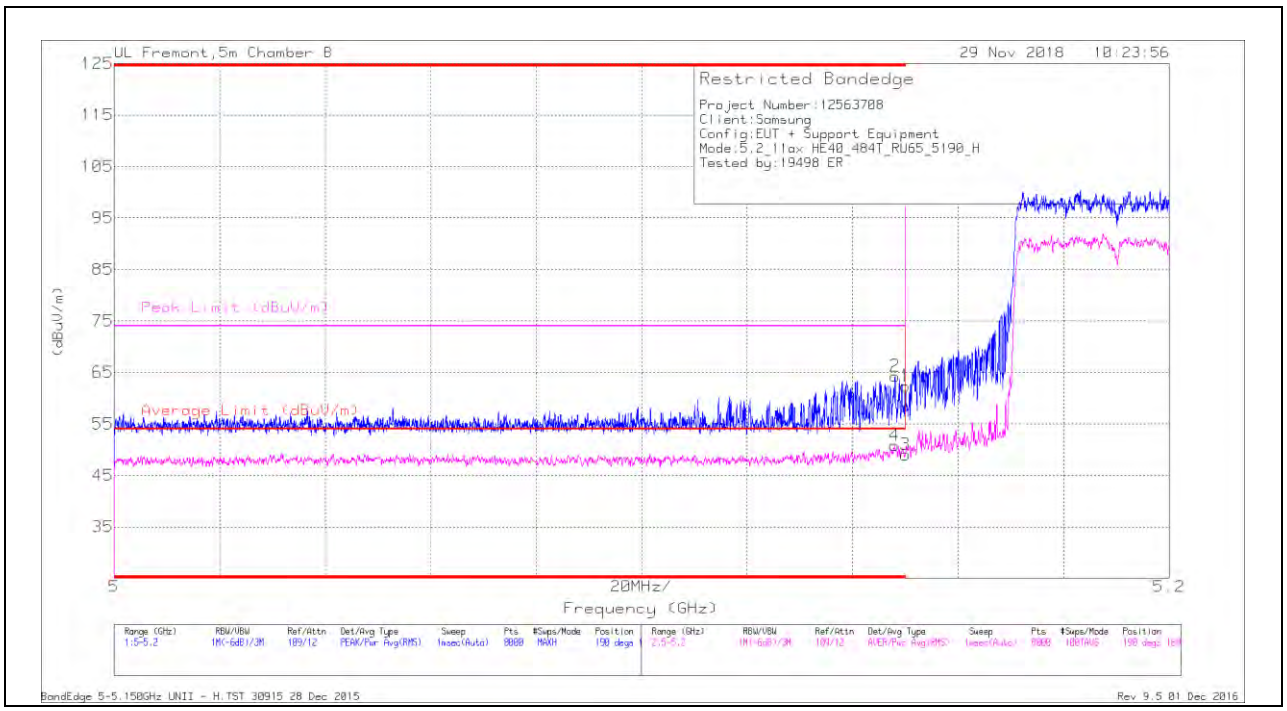

Trace Markers

Marker	Frequency (GHz)	Meter Reading (dBuV)	Det	AF T863 (dB/m)	Amp/Cbl/Fltr/Pad (dB)	DC Corr (dB)	Corrected Reading (dBuV/m)	Average Limit (dBuV/m)	Margin (dB)	Peak Limit (dBuV/m)	PK Margin (dB)	Azimuth (Degs)	Height (cm)	Polarity
2	* 5.148	46.69	Pk	34.6	-17	0	64.29	-	-	74	-9.71	190	168	H
4	* 5.148	32.09	RMS	34.6	-17	1.13	50.82	54	-3.18	-	-	190	168	H
1	* 5.15	44.84	Pk	34.6	-17.1	0	62.34	-	-	74	-11.66	190	168	H
3	* 5.15	30.45	RMS	34.6	-17.1	1.13	49.08	54	-4.92	-	-	190	168	H

* - indicates frequency in CFR47 Pt 15 / IC RSS-Restricted Band
Pk - Peak detector
RMS - RMS detection

UL VERIFICATION SERVICES INC.
47173 Benicia Street, Fremont, CA 94538; USA TEL:(510) 771-1000 FAX:(510) 661-0888
This report shall not be reproduced except in full, without the written approval of UL Verification Services Inc.

VERTICAL RESULT

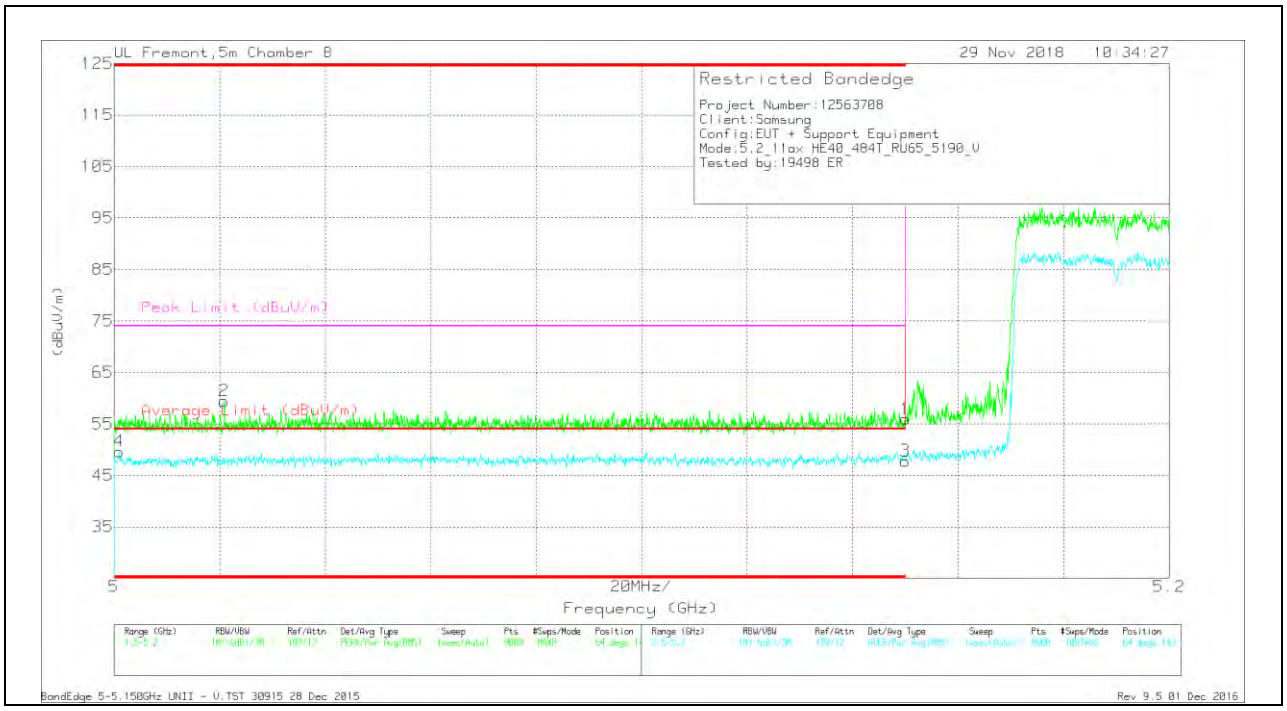

Trace Markers

Marker	Frequency (GHz)	Meter Reading (dBuV)	Det	AF T863 (dB/m)	Amp/Cbl/Fltr/Pad (dB)	DC Corr (dB)	Corrected Reading (dBuV/m)	Average Limit (dBuV/m)	Margin (dB)	Peak Limit (dBuV/m)	PK Margin (dB)	Azimuth (Degs)	Height (cm)	Polarity
4	* 5.001	30.64	RMS	34.6	-16.7	1.13	49.67	54	-4.33	-	-	64	143	V
2	* 5.021	41.74	Pk	34.6	-16.9	0	59.44	-	-	74	-14.56	64	143	V
1	* 5.15	38.44	Pk	34.6	-17.1	0	55.94	-	-	74	-18.06	64	143	V
3	* 5.15	29.19	RMS	34.6	-17.1	1.13	47.82	54	-6.18	-	-	64	143	V

* - indicates frequency in CFR47 Pt 15 / IC RSS-Restricted Band
Pk - Peak detector
RMS - RMS detection

UL VERIFICATION SERVICES INC.
47173 Benicia Street, Fremont, CA 94538; USA TEL:(510) 771-1000 FAX:(510) 661-0888
This report shall not be reproduced except in full, without the written approval of UL Verification Services Inc.

HARMONICS AND SPURIOUS EMISSIONS

LOW CHANNEL RESULTS

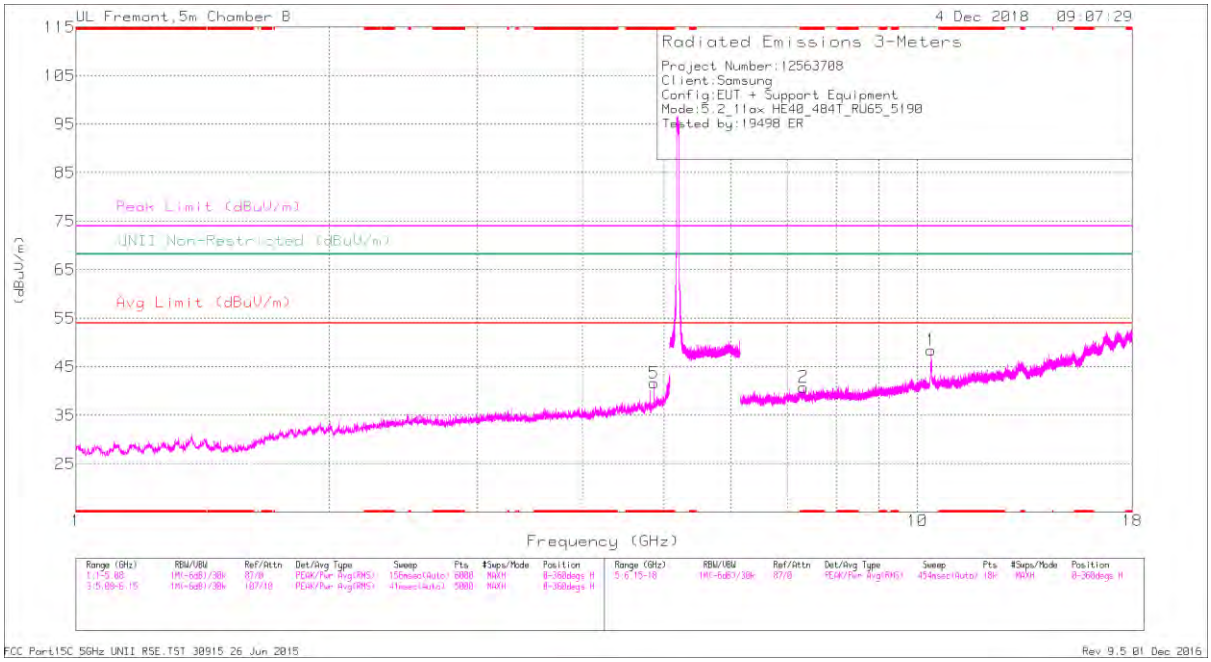

HORIZONTAL

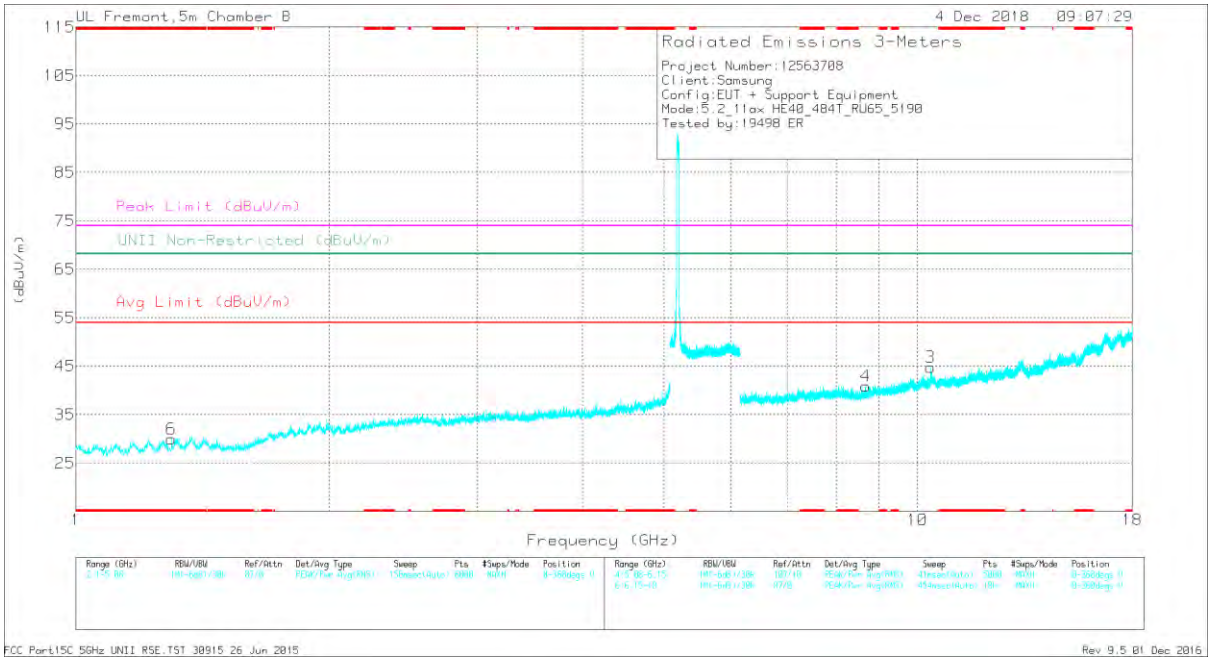

VERTICAL

UL VERIFICATION SERVICES INC.
47173 Benicia Street, Fremont, CA 94538; USA TEL:(510) 771-1000 FAX:(510) 661-0888
This report shall not be reproduced except in full, without the written approval of UL Verification Services Inc.

RADIATED EMISSIONS

Marker	Frequency (GHz)	Meter Reading (dBuV)	Det	AF T863 (dB/m)	Amp/Cbl/Fltr/Pad (dB)	DC Corr (dB)	Corrected Reading (dBuV/m)	Avg Limit (dBuV/m)	Margin (dB)	Peak Limit (dBuV/m)	PK Margin (dB)	UNII Non-Restricted (dBuV/m)	PK Margin (dB)	Azimuth (Degs)	Height (cm)	Polarity
5	* 4.862	39.44	PK-U	34.2	-29.3	0	44.34	-	-	74	-29.66	-	-	98	106	H
	* 4.862	27.82	ADR	34.2	-29.3	1.13	33.85	54	-20.15	-	-	-	-	98	106	H
6	* 1.3	41.22	PK-U	28.4	-34.1	0	35.52	-	-	74	-38.48	-	-	287	400	V
	* 1.3	29.08	ADR	28.4	-34.1	1.13	24.51	54	-29.49	-	-	-	-	287	400	V
2	* 7.328	36.85	PK-U	36	-26.3	0	46.55	-	-	74	-27.45	-	-	50	277	H
	* 7.328	24.9	ADR	36	-26.3	1.13	35.73	54	-18.27	-	-	-	-	50	277	H
4	8.676	35.35	PK-U	36.3	-25.6	0	46.05	-	-	-	-	68.2	-22.15	203	153	V
3	10.377	34.75	PK-U	37.8	-22.5	0	50.05	-	-	-	-	68.2	-18.15	141	189	V
1	10.379	37.95	PK-U	37.8	-22.4	0	53.35	-	-	-	-	68.2	-14.85	143	103	H

* - indicates frequency in CFR47 Pt 15 / IC RSS-Restricted Band
PK-U - U-NII: Maximum Peak
ADR - U-NII AD primary method, RMS average

UL VERIFICATION SERVICES INC.
47173 Benicia Street, Fremont, CA 94538; USA TEL:(510) 771-1000 FAX:(510) 661-0888
This report shall not be reproduced except in full, without the written approval of UL Verification Services Inc.

HIGH CHANNEL RESULTS

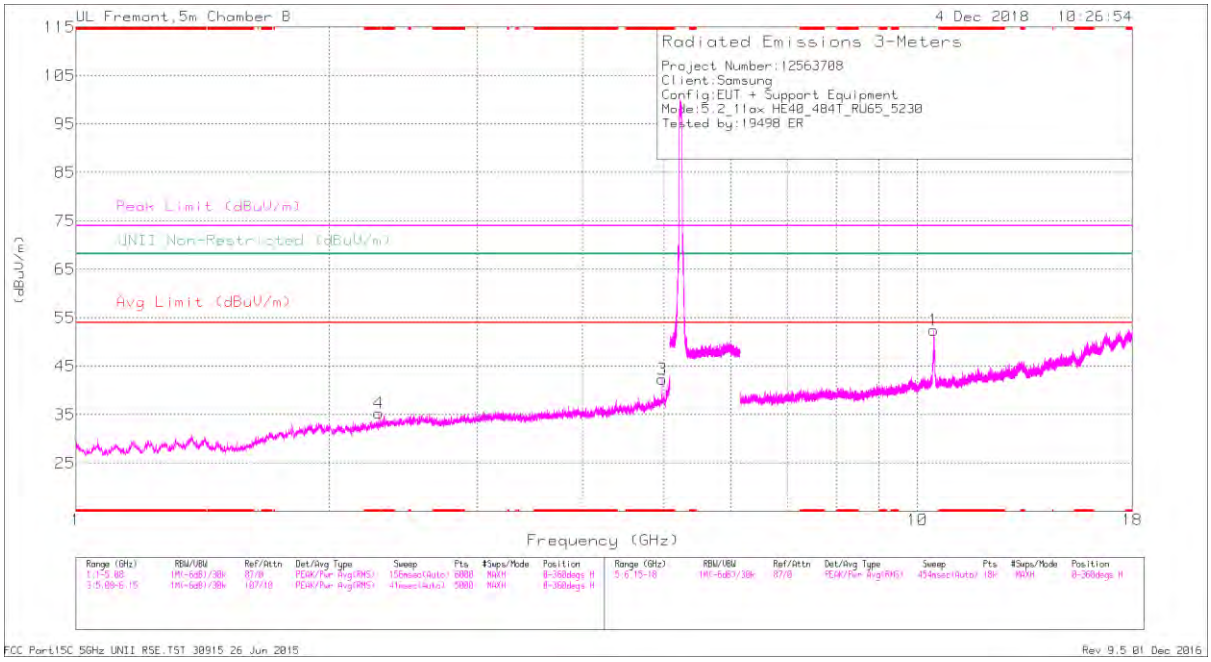

HORIZONTAL

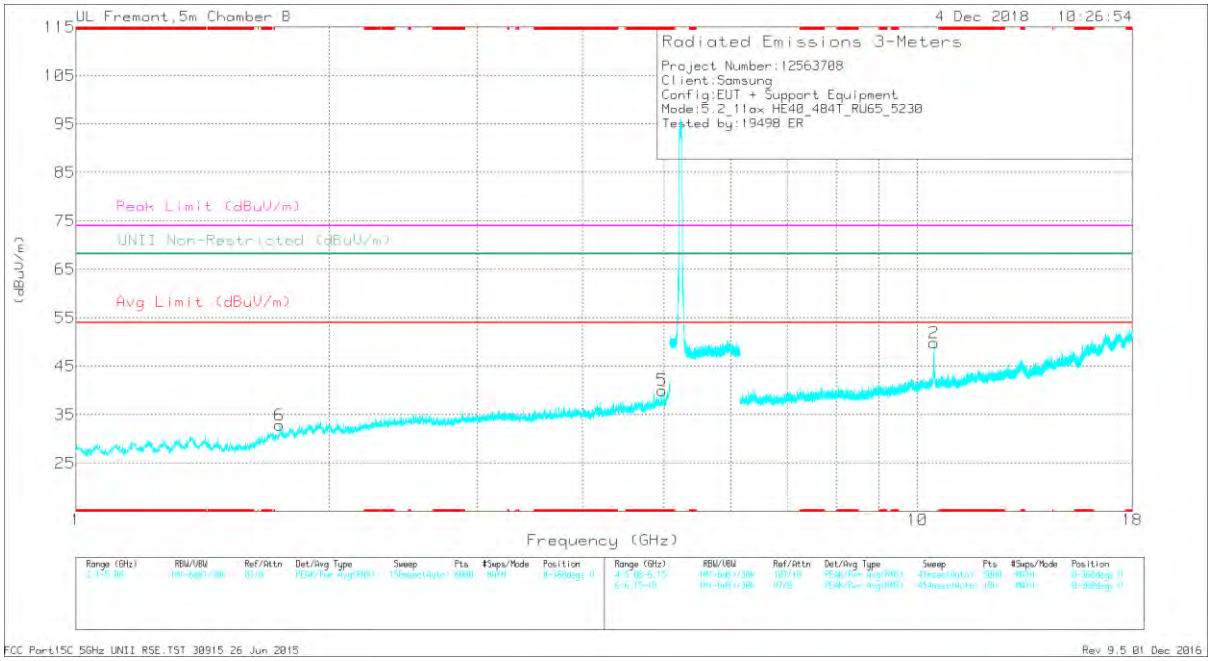

VERTICAL

UL VERIFICATION SERVICES INC.
47173 Benicia Street, Fremont, CA 94538; USA TEL:(510) 771-1000 FAX:(510) 661-0888

This report shall not be reproduced except in full, without the written approval of UL Verification Services Inc.

RADIATED EMISSIONS

Marker	Frequency (GHz)	Meter Reading (dBuV)	Det	AF T863 (dB/m)	Amp/Cbl/Fltr/Pad (dB)	DC Corr (dB)	Corrected Reading (dBuV/m)	Avg Limit (dBuV/m)	Margin (dB)	Peak Limit (dBuV/m)	PK Margin (dB)	UNII Non-Restricted (dBuV/m)	PK Margin (dB)	Azimuth (Degs)	Height (cm)	Polarity
3	* 4.97	39.69	PK-U	34.5	-28.6	0	45.59	-	-	74	-28.41	-	-	307	104	H
	* 4.97	27.32	ADR	34.5	-28.6	1.13	34.35	54	-19.65	-	-	-	-	307	104	H
4	* 2.291	40.42	PK-U	31.9	-32.3	0	40.02	-	-	74	-33.98	-	-	144	234	H
	* 2.291	28.83	ADR	31.9	-32.3	1.13	29.56	54	-24.44	-	-	-	-	144	234	H
5	* 4.97	40.12	PK-U	34.5	-28.6	0	46.02	-	-	74	-27.98	-	-	77	282	V
	* 4.97	27.34	ADR	34.5	-28.6	1.13	34.37	54	-19.63	-	-	-	-	77	282	V
6	1.745	41.57	PK-U	30.1	-33.1	0	38.57	-	-	-	-	68.2	-29.63	189	153	V
1	10.459	40.81	PK-U	37.8	-22	0	56.61	-	-	-	-	68.2	-11.59	149	102	H
2	10.461	36.39	PK-U	37.8	-22	0	52.19	-	-	-	-	68.2	-16.01	155	211	V

* - indicates frequency in CFR47 Pt 15 / IC RSS-Restricted Band
PK-U - U-NII: Maximum Peak
ADR - U-NII AD primary method, RMS average

UL VERIFICATION SERVICES INC.
47173 Benicia Street, Fremont, CA 94538; USA TEL:(510) 771-1000 FAX:(510) 661-0888
This report shall not be reproduced except in full, without the written approval of UL Verification Services Inc.

2TX Antenna 1 + Antenna 2 OFDMA MODE – 242-Tones, RU Index 61

BANDEDGE (LOW CHANNEL)

HORIZONTAL RESULT

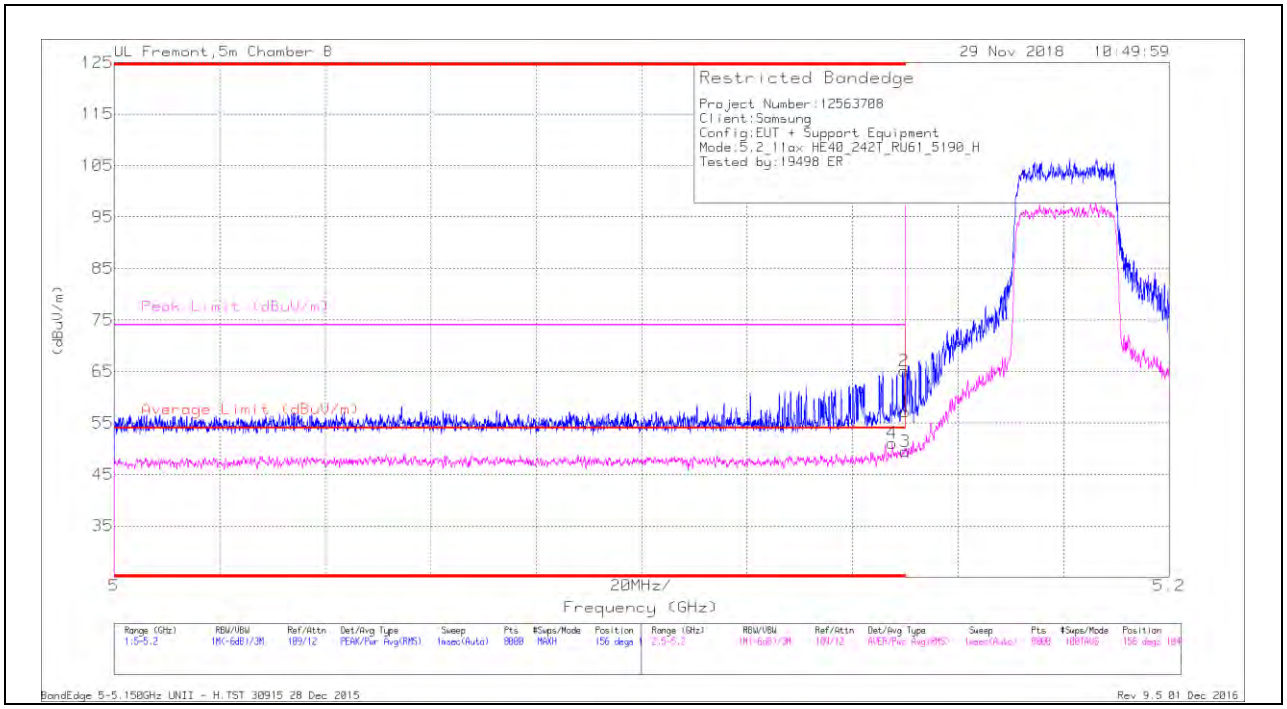

Trace Markers

Marker	Frequency (GHz)	Meter Reading (dBuV)	Det	AF T863 (dB/m)	Amp/Cbl/Fltr/Pad (dB)	DC Corr (dB)	Corrected Reading (dBuV/m)	Average Limit (dBuV/m)	Margin (dB)	Peak Limit (dBuV/m)	PK Margin (dB)	Azimuth (Degs)	Height (cm)	Polarity
4	* 5.147	33.03	RMS	34.6	-17.2	.68	51.11	54	-2.89	-	-	156	104	H
1	* 5.15	39.69	Pk	34.6	-17.1	0	57.19	-	-	74	-16.81	156	104	H
2	* 5.15	47.68	Pk	34.6	-17.2	0	65.08	-	-	74	-8.92	156	104	H
3	* 5.15	31.32	RMS	34.6	-17.1	.68	49.5	54	-4.5	-	-	156	104	H

* - indicates frequency in CFR47 Pt 15 / IC RSS-Restricted Band
Pk - Peak detector
RMS - RMS detection

UL VERIFICATION SERVICES INC.
47173 Benicia Street, Fremont, CA 94538; USA TEL:(510) 771-1000 FAX:(510) 661-0888
This report shall not be reproduced except in full, without the written approval of UL Verification Services Inc.

VERTICAL RESULT

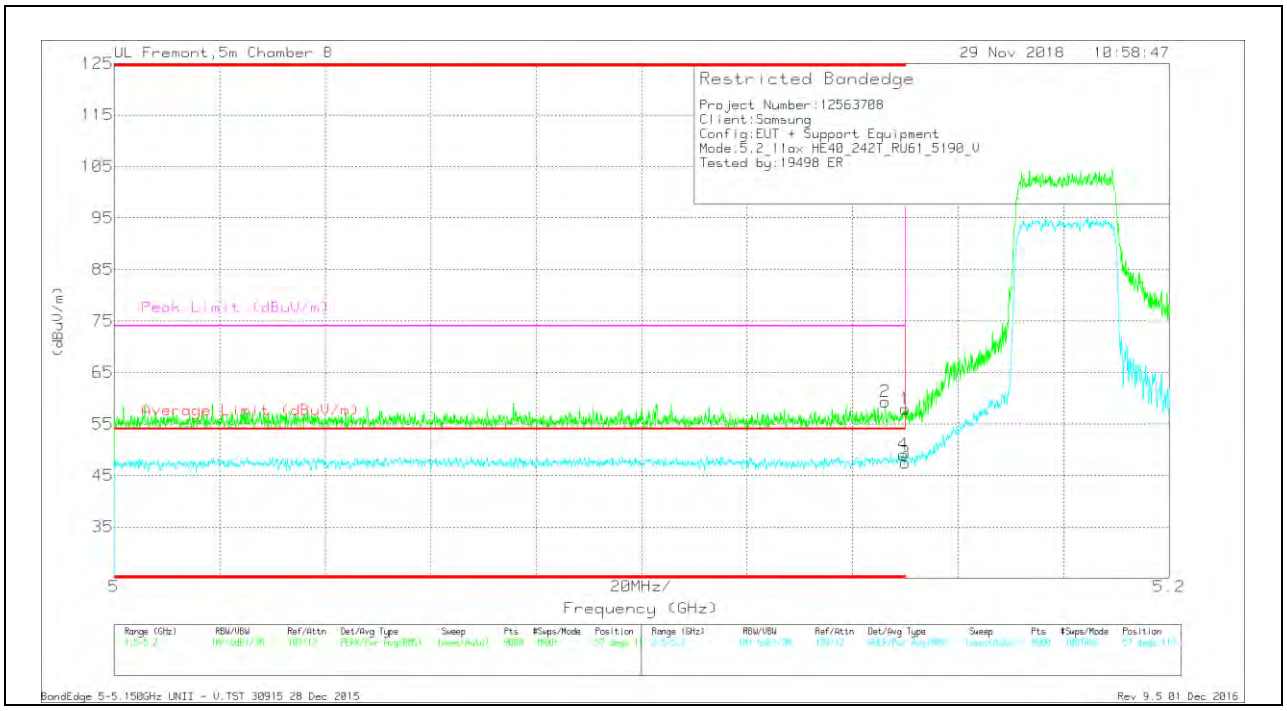

Trace Markers

Marker	Frequency (GHz)	Meter Reading (dBuV)	Det	AF T863 (dB/m)	Amp/Cbl/Fltr/Pad (dB)	DC Corr (dB)	Corrected Reading (dBuV/m)	Average Limit (dBuV/m)	Margin (dB)	Peak Limit (dBuV/m)	PK Margin (dB)	Azimuth (Degs)	Height (cm)	Polarity
2	* 5.146	41.83	Pk	34.6	-17.1	0	59.33	-	-	74	-14.67	57	119	V
1	* 5.15	40.46	Pk	34.6	-17.1	0	57.96	-	-	74	-16.04	57	119	V
3	* 5.15	29.31	RMS	34.6	-17.1	.68	47.49	54	-6.51	-	-	57	119	V
4	* 5.15	31.01	RMS	34.6	-17.2	.68	49.09	54	-4.91	-	-	57	119	V

* - indicates frequency in CFR47 Pt 15 / IC RSS-Restricted Band
Pk - Peak detector
RMS - RMS detection

UL VERIFICATION SERVICES INC.
47173 Benicia Street, Fremont, CA 94538; USA TEL:(510) 771-1000 FAX:(510) 661-0888
This report shall not be reproduced except in full, without the written approval of UL Verification Services Inc.

2TX Antenna 1 + Antenna 2 OFDMA MODE – 106-Tones, RU Index 53

BANDEDGE (LOW CHANNEL)

HORIZONTAL RESULT

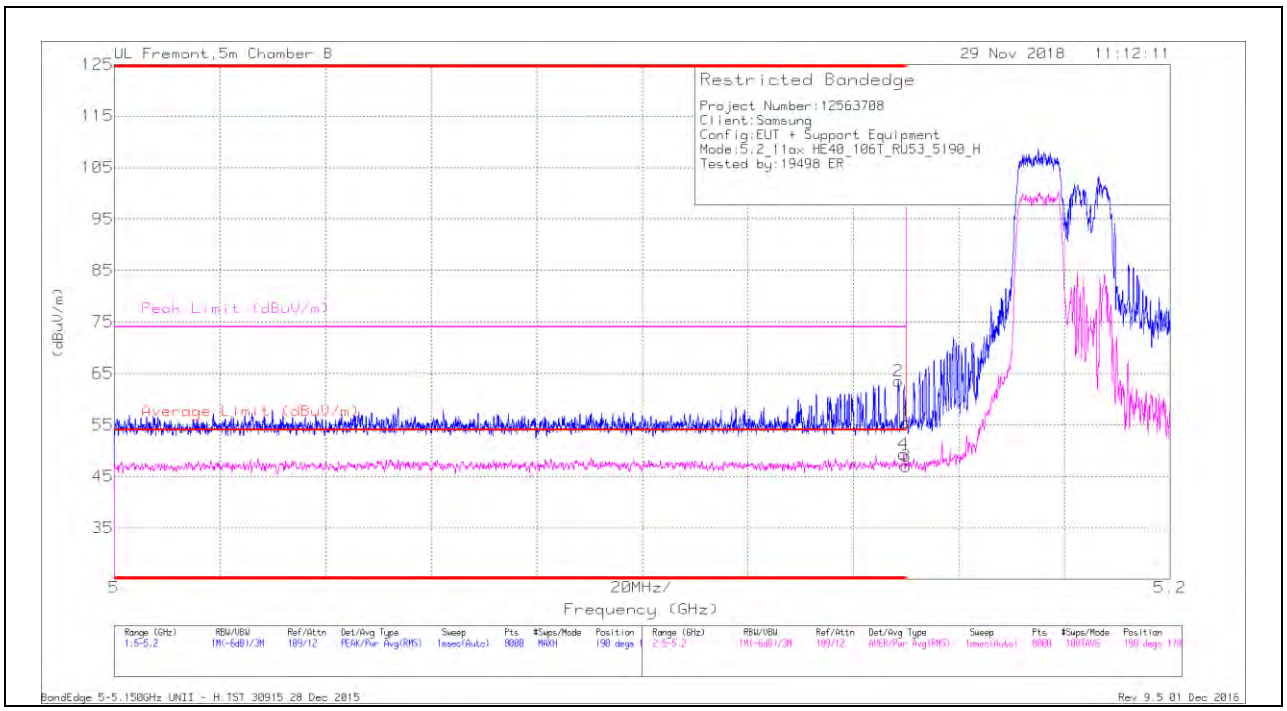

Trace Markers

Marker	Frequency (GHz)	Meter Reading (dBuV)	Det	AF T863 (dB/m)	Amp/Cbl/Fltr/Pad (dB)	DC Corr (dB)	Corrected Reading (dBuV/m)	Average Limit (dBuV/m)	Margin (dB)	Peak Limit (dBuV/m)	PK Margin (dB)	Azimuth (Degs)	Height (cm)	Polarity
2	* 5.149	46.09	Pk	34.6	-17.2	0	63.49	-	-	74	-10.51	190	178	H
1	* 5.15	37.94	Pk	34.6	-17.1	0	55.44	-	-	74	-18.56	190	178	H
3	* 5.15	29.16	RMS	34.6	-17.1	.49	47.15	54	-6.85	-	-	190	178	H
4	* 5.15	31.63	RMS	34.6	-17.2	.49	49.52	54	-4.48	-	-	190	178	H

* - indicates frequency in CFR47 Pt 15 / IC RSS-Restricted Band
Pk - Peak detector
RMS - RMS detection

UL VERIFICATION SERVICES INC.
47173 Benicia Street, Fremont, CA 94538; USA TEL:(510) 771-1000 FAX:(510) 661-0888
This report shall not be reproduced except in full, without the written approval of UL Verification Services Inc.

VERTICAL RESULT

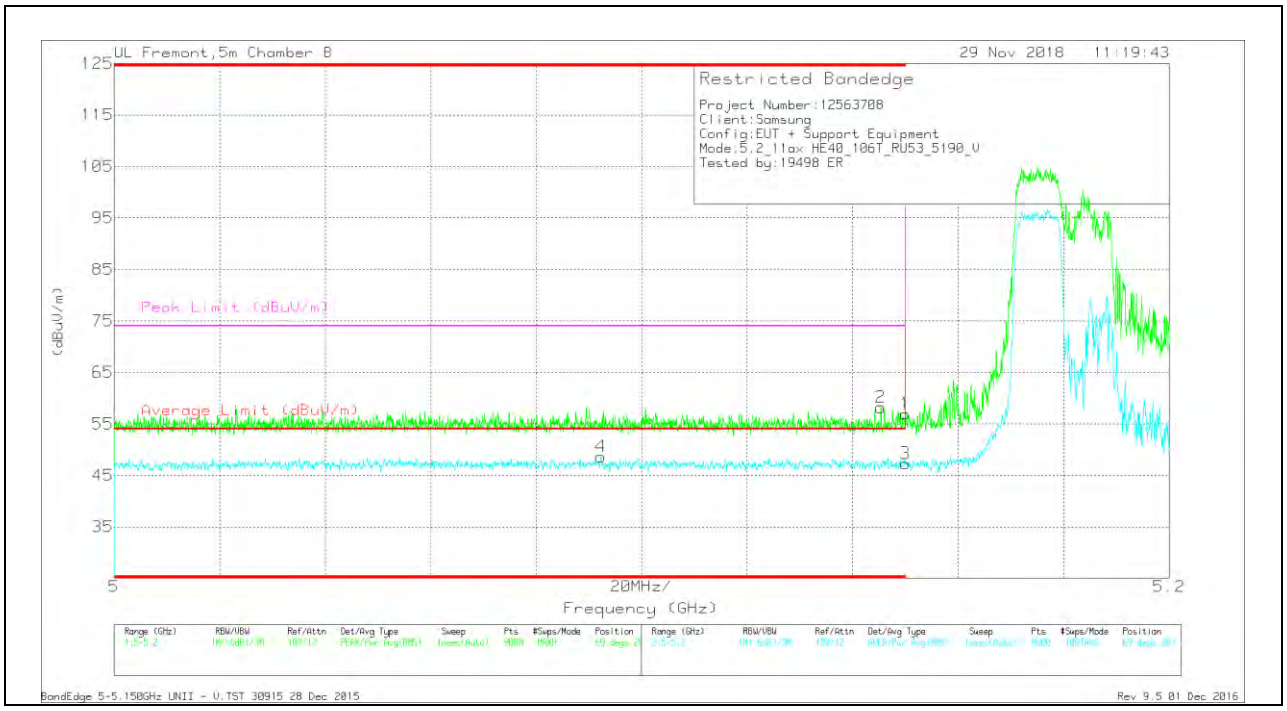

Trace Markers

Marker	Frequency (GHz)	Meter Reading (dBuV)	Det	AF T863 (dB/m)	Amp/Cbl/Fltr/Pad (dB)	DC Corr (dB)	Corrected Reading (dBuV/m)	Average Limit (dBuV/m)	Margin (dB)	Peak Limit (dBuV/m)	PK Margin (dB)	Azimuth (Degs)	Height (cm)	Polarity
4	* 5.092	30.83	RMS	34.5	-17	.49	48.82	54	-5.18	-	-	69	207	V
2	* 5.145	40.82	Pk	34.6	-17.2	0	58.22	-	-	74	-15.78	69	207	V
1	* 5.15	39.47	Pk	34.6	-17.1	0	56.97	-	-	74	-17.03	69	207	V
3	* 5.15	29.47	RMS	34.6	-17.1	.49	47.46	54	-6.54	-	-	69	207	V

* - indicates frequency in CFR47 Pt 15 / IC RSS-Restricted Band
Pk - Peak detector
RMS - RMS detection

UL VERIFICATION SERVICES INC.
47173 Benicia Street, Fremont, CA 94538; USA TEL:(510) 771-1000 FAX:(510) 661-0888
This report shall not be reproduced except in full, without the written approval of UL Verification Services Inc.

2TX Antenna 1 + Antenna 2 OFDMA MODE – 52-Tones, RU Index 37

BANDEDGE (LOW CHANNEL)

HORIZONTAL RESULT

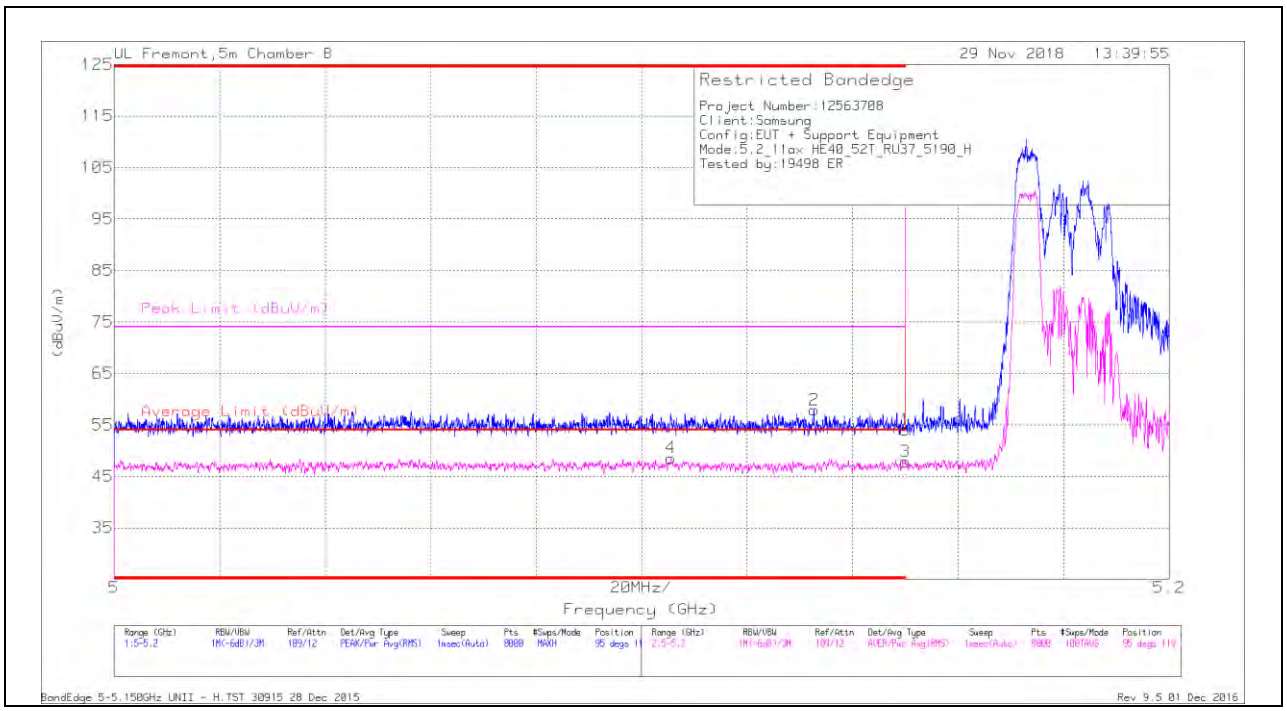

Trace Markers

Marker	Frequency (GHz)	Meter Reading (dBuV)	Det	AF T863 (dB/m)	Amp/Cbl/Fltr/Pad (dB)	DC Corr (dB)	Corrected Reading (dBuV/m)	Average Limit (dBuV/m)	Margin (dB)	Peak Limit (dBuV/m)	PK Margin (dB)	Azimuth (Degs)	Height (cm)	Polarity
4	* 5.106	30.9	RMS	34.5	-17	.21	48.61	54	-5.39	-	-	95	119	H
2	* 5.133	40.51	Pk	34.6	-17.2	0	57.91	-	-	74	-16.09	95	119	H
1	* 5.15	36.52	Pk	34.6	-17.1	0	54.02	-	-	74	-19.98	95	119	H
3	* 5.15	30.19	RMS	34.6	-17.1	.21	47.9	54	-6.1	-	-	95	119	H

* - indicates frequency in CFR47 Pt 15 / IC RSS-Restricted Band
Pk - Peak detector
RMS - RMS detection

UL VERIFICATION SERVICES INC.
47173 Benicia Street, Fremont, CA 94538; USA TEL:(510) 771-1000 FAX:(510) 661-0888
This report shall not be reproduced except in full, without the written approval of UL Verification Services Inc.

VERTICAL RESULT

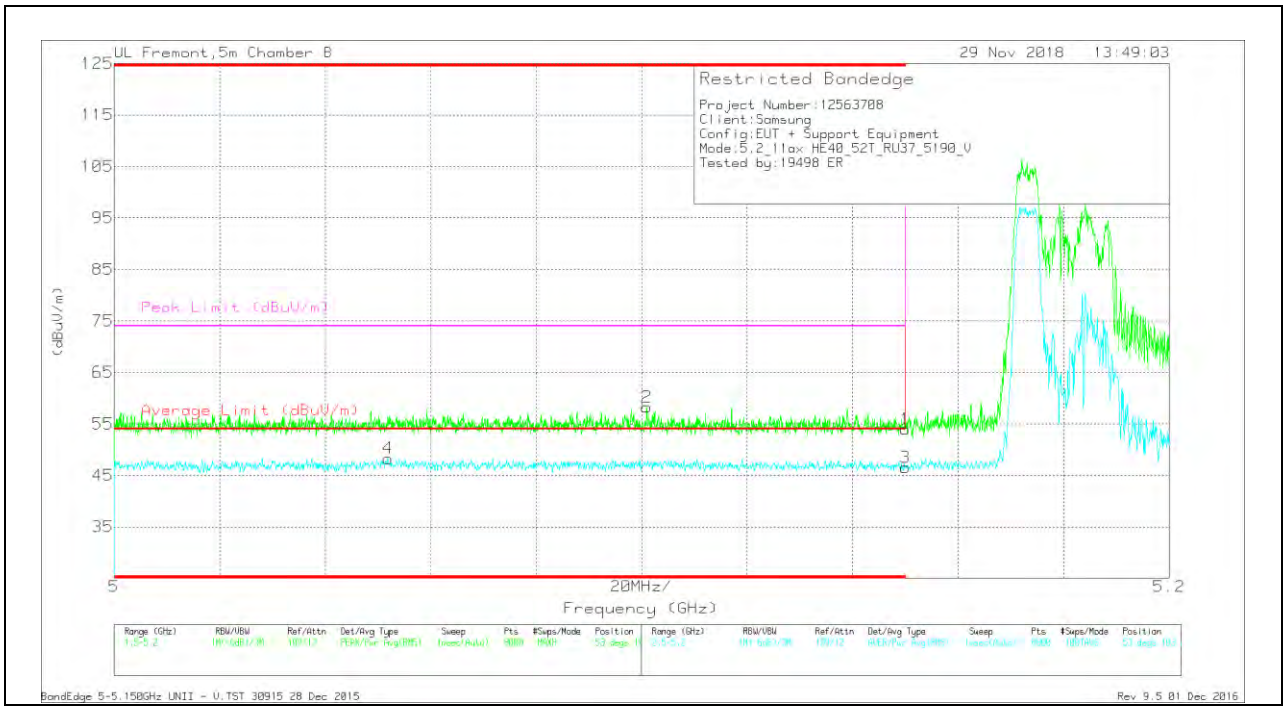

Trace Markers

Marker	Frequency (GHz)	Meter Reading (dBuV)	Det	AF T863 (dB/m)	Amp/Cbl/Fltr/Pad (dB)	DC Corr (dB)	Corrected Reading (dBuV/m)	Average Limit (dBuV/m)	Margin (dB)	Peak Limit (dBuV/m)	PK Margin (dB)	Azimuth (Degs)	Height (cm)	Polarity
4	* 5.052	30.24	RMS	34.6	-16.7	.21	48.35	54	-5.65	-	-	53	103	V
2	* 5.101	40.68	Pk	34.5	-16.9	0	58.28	-	-	74	-15.72	53	103	V
1	* 5.15	36.49	Pk	34.6	-17.1	0	53.99	-	-	74	-20.01	53	103	V
3	* 5.15	28.87	RMS	34.6	-17.1	.21	46.58	54	-7.42	-	-	53	103	V

* - indicates frequency in CFR47 Pt 15 / IC RSS-Restricted Band
Pk - Peak detector
RMS - RMS detection

UL VERIFICATION SERVICES INC.
47173 Benicia Street, Fremont, CA 94538; USA TEL:(510) 771-1000 FAX:(510) 661-0888
This report shall not be reproduced except in full, without the written approval of UL Verification Services Inc.

2TX Antenna 1 + Antenna 2 OFDMA MODE – 26-Tones, RU Index 1

BANDEDGE (LOW CHANNEL)

HORIZONTAL RESULT

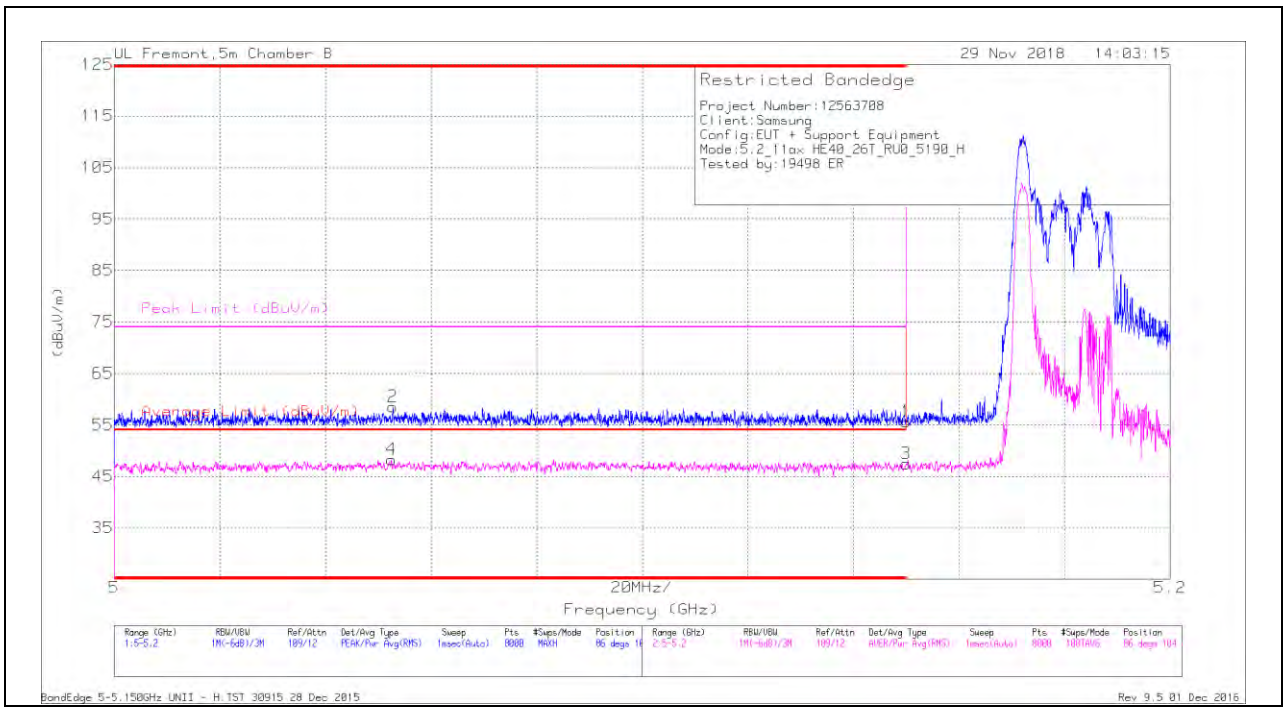

Trace Markers

Marker	Frequency (GHz)	Meter Reading (dBuV)	Det	AF T863 (dB/m)	Amp/Cbl/Fltr/Pad (dB)	DC Corr (dB)	Corrected Reading (dBuV/m)	Average Limit (dBuV/m)	Margin (dB)	Peak Limit (dBuV/m)	PK Margin (dB)	Azimuth (Degs)	Height (cm)	Polarity
2	* 5.053	40.83	Pk	34.6	-16.9	0	58.53	-	-	74	-15.47	86	104	H
4	* 5.053	30.49	RMS	34.6	-16.8	.11	48.4	54	-5.6	-	-	86	104	H
1	* 5.15	38.14	Pk	34.6	-17.1	0	55.64	-	-	74	-18.36	86	104	H
3	* 5.15	29.96	RMS	34.6	-17.1	.11	47.57	54	-6.43	-	-	86	104	H

* - indicates frequency in CFR47 Pt 15 / IC RSS-Restricted Band
Pk - Peak detector
RMS - RMS detection

UL VERIFICATION SERVICES INC.
47173 Benicia Street, Fremont, CA 94538; USA TEL:(510) 771-1000 FAX:(510) 661-0888
This report shall not be reproduced except in full, without the written approval of UL Verification Services Inc.

VERTICAL RESULT

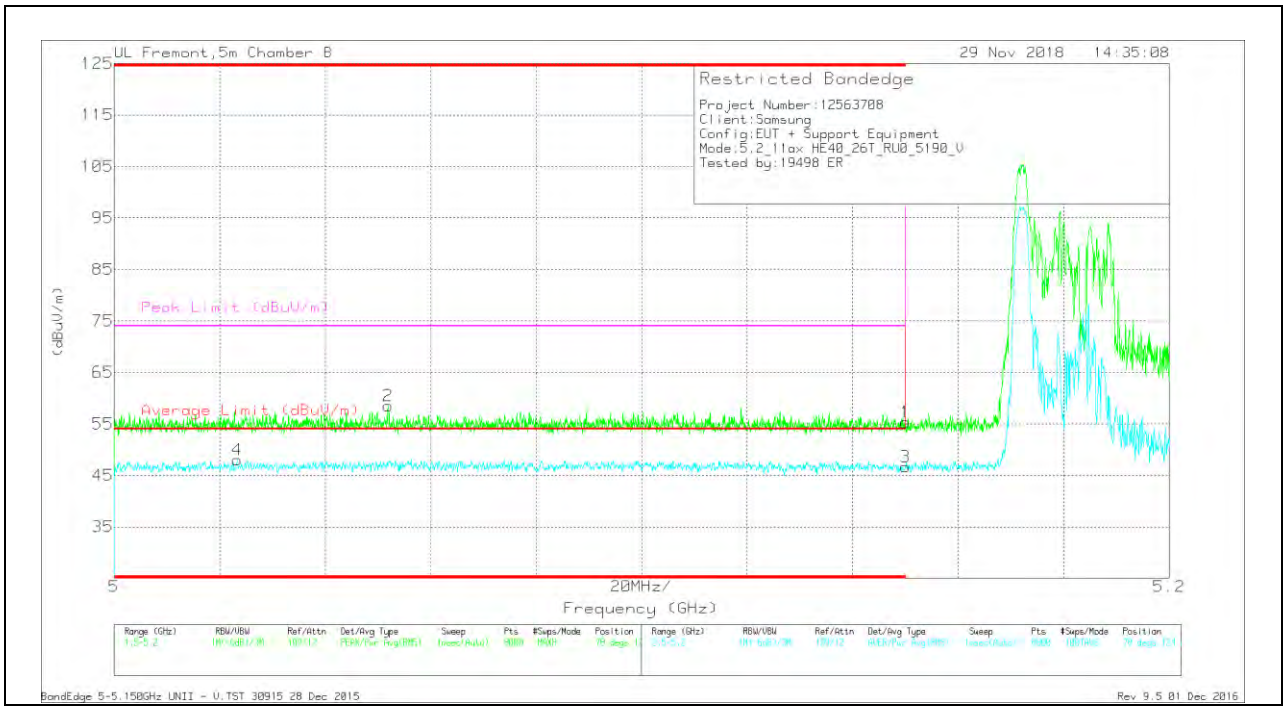

Trace Markers

Marker	Frequency (GHz)	Meter Reading (dBuV)	Det	AF T863 (dB/m)	Amp/Cbl/Fltr/Pad (dB)	DC Corr (dB)	Corrected Reading (dBuV/m)	Average Limit (dBuV/m)	Margin (dB)	Peak Limit (dBuV/m)	PK Margin (dB)	Azimuth (Degs)	Height (cm)	Polarity
4	* 5.023	30.29	RMS	34.6	-16.9	.11	48.1	54	-5.9	-	-	78	124	V
2	* 5.052	40.58	Pk	34.6	-16.7	0	58.48	-	-	74	-15.52	78	124	V
1	* 5.15	37.8	Pk	34.6	-17.1	0	55.3	-	-	74	-18.7	78	124	V
3	* 5.15	29.16	RMS	34.6	-17.1	.11	46.77	54	-7.23	-	-	78	124	V

* - indicates frequency in CFR47 Pt 15 / IC RSS-Restricted Band
Pk - Peak detector
RMS - RMS detection

UL VERIFICATION SERVICES INC.
47173 Benicia Street, Fremont, CA 94538; USA TEL:(510) 771-1000 FAX:(510) 661-0888
This report shall not be reproduced except in full, without the written approval of UL Verification Services Inc.

2TX Antenna 1 + Antenna 2 OFDMA MODE – 106-Tones, RU Index 54

HARMONICS AND SPURIOUS EMISSIONS

LOW CHANNEL RESULTS

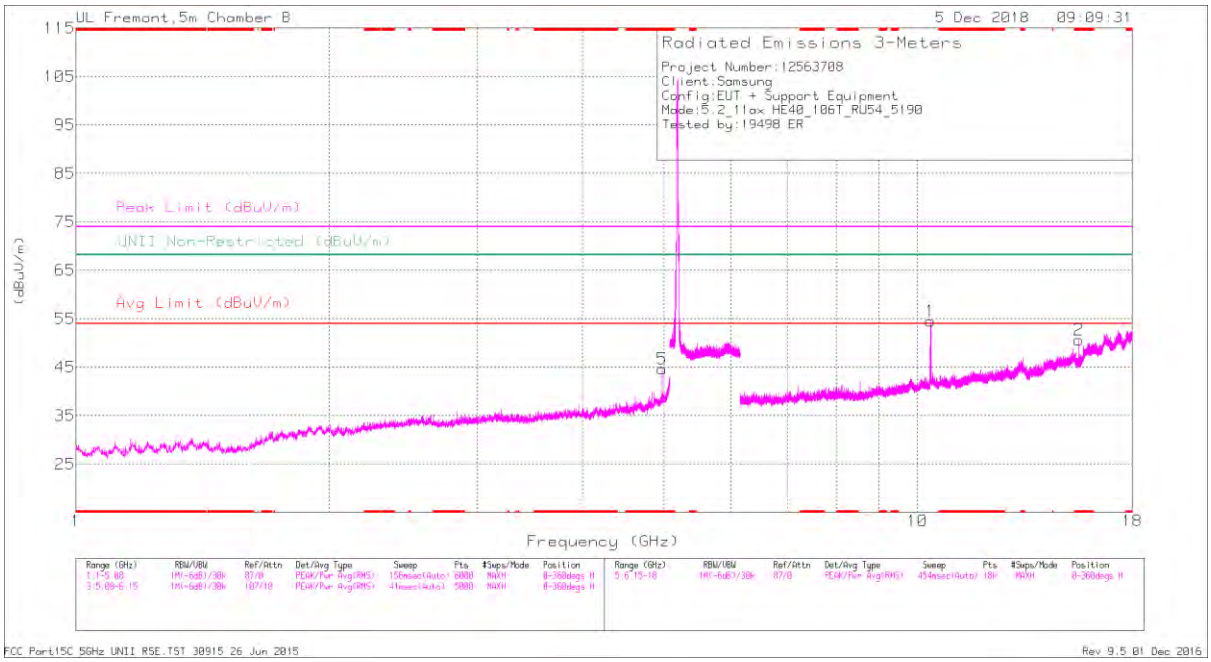

HORIZONTAL

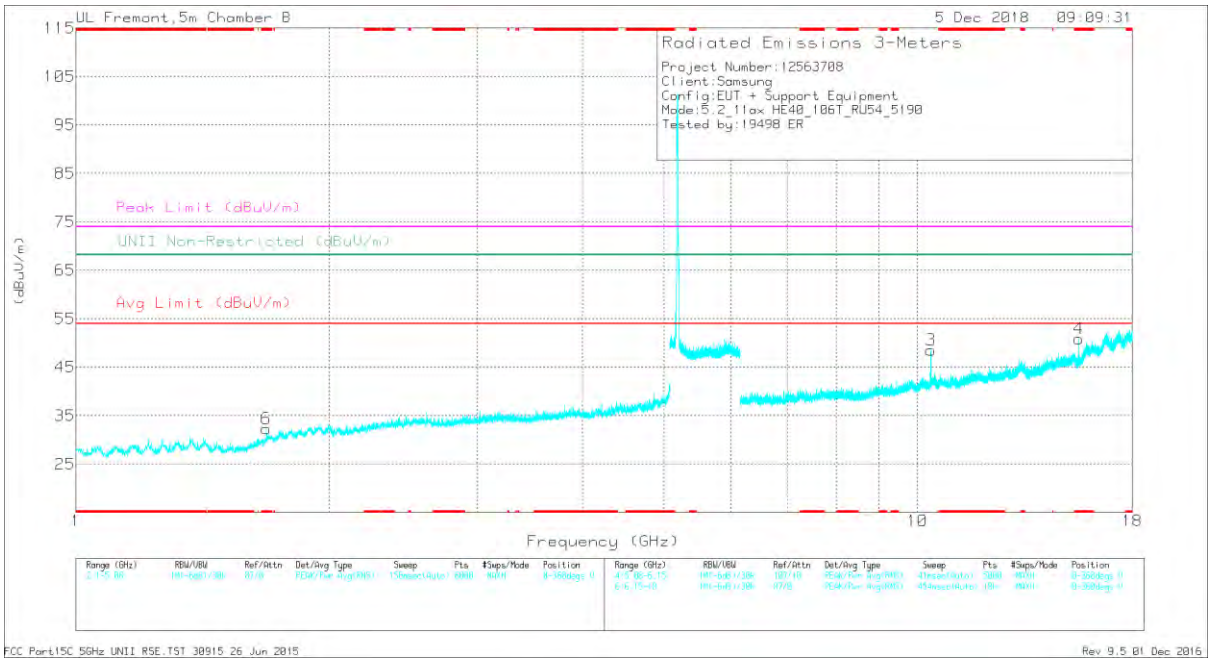

VERTICAL

UL VERIFICATION SERVICES INC.
47173 Benicia Street, Fremont, CA 94538; USA TEL:(510) 771-1000 FAX:(510) 661-0888
This report shall not be reproduced except in full, without the written approval of UL Verification Services Inc.

RADIATED EMISSIONS

Marker	Frequency (GHz)	Meter Reading (dBuV)	Det	AF T863 (dB/m)	Amp/Cbl/Fltr/Pad (dB)	DC Corr (dB)	Corrected Reading (dBuV/m)	Avg Limit (dBuV/m)	Margin (dB)	Peak Limit (dBuV/m)	PK Margin (dB)	UNII Non-Restricted (dBuV/m)	PK Margin (dB)	Azimuth (Degs)	Height (cm)	Polarity
5	* 4.97	37.79	PK-U	34.5	-28.5	0	43.79	-	-	74	-30.21	-	-	310	138	H
	* 4.97	27.5	ADR	34.5	-28.6	.49	33.89	54	-20.11	-	-	-	-	310	138	H
6	* 1.686	40.23	PK-U	29.3	-32.6	0	36.93	-	-	74	-37.07	-	-	242	224	V
	* 1.684	29.15	ADR	29.3	-32.6	.49	26.34	54	-27.66	-	-	-	-	242	224	V
2	* 15.559	36.98	PK-U	40.6	-20	0	57.58	-	-	74	-16.42	-	-	162	193	H
	* 15.558	22.92	ADR	40.6	-19.9	.49	44.11	54	-9.89	-	-	-	-	162	193	H
4	* 15.559	38.19	PK-U	40.6	-20	0	58.79	-	-	74	-15.21	-	-	184	205	V
	* 15.557	23.92	ADR	40.6	-19.9	.49	45.11	54	-8.89	-	-	-	-	184	205	V
3	10.37	43.78	PK-U	37.8	-22.6	0	58.98	-	-	-	-	68.2	-9.22	173	254	V
1	10.372	48.9	PK-U	37.8	-22.6	0	64.1	-	-	-	-	68.2	-4.1	130	113	H

* - indicates frequency in CFR47 Pt 15 / IC RSS-Restricted Band
PK-U - U-NII: Maximum Peak
ADR - U-NII AD primary method, RMS average

UL VERIFICATION SERVICES INC.
47173 Benicia Street, Fremont, CA 94538; USA TEL:(510) 771-1000 FAX:(510) 661-0888
This report shall not be reproduced except in full, without the written approval of UL Verification Services Inc.

HIGH CHANNEL RESULTS

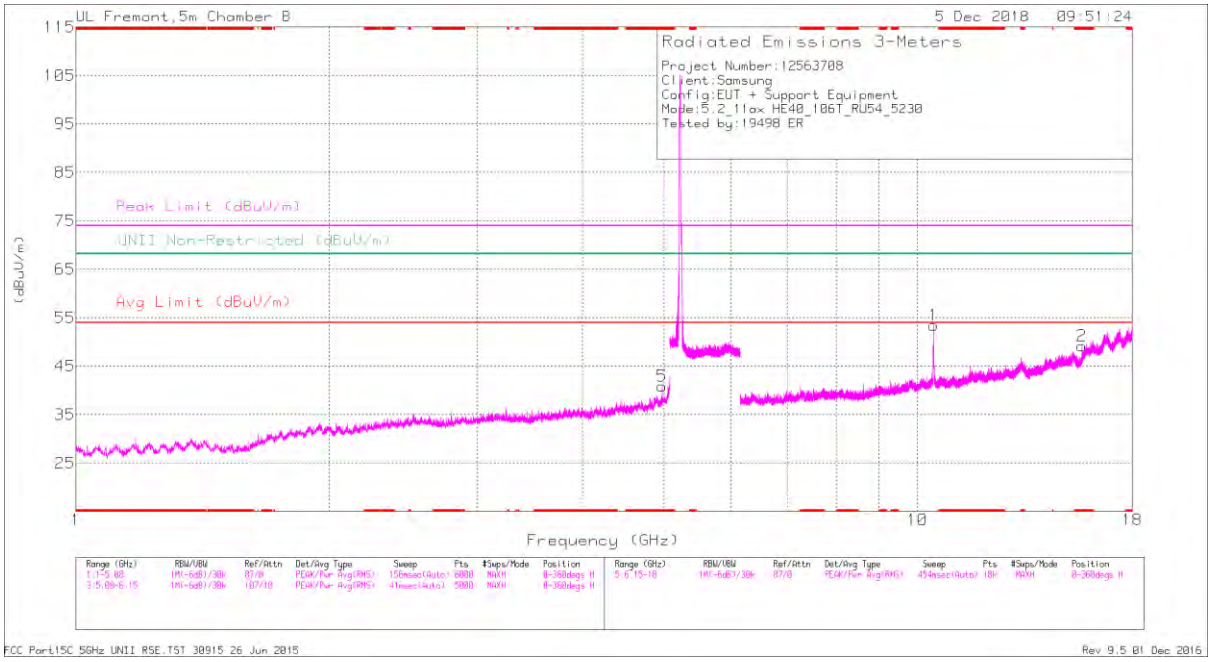

HORIZONTAL

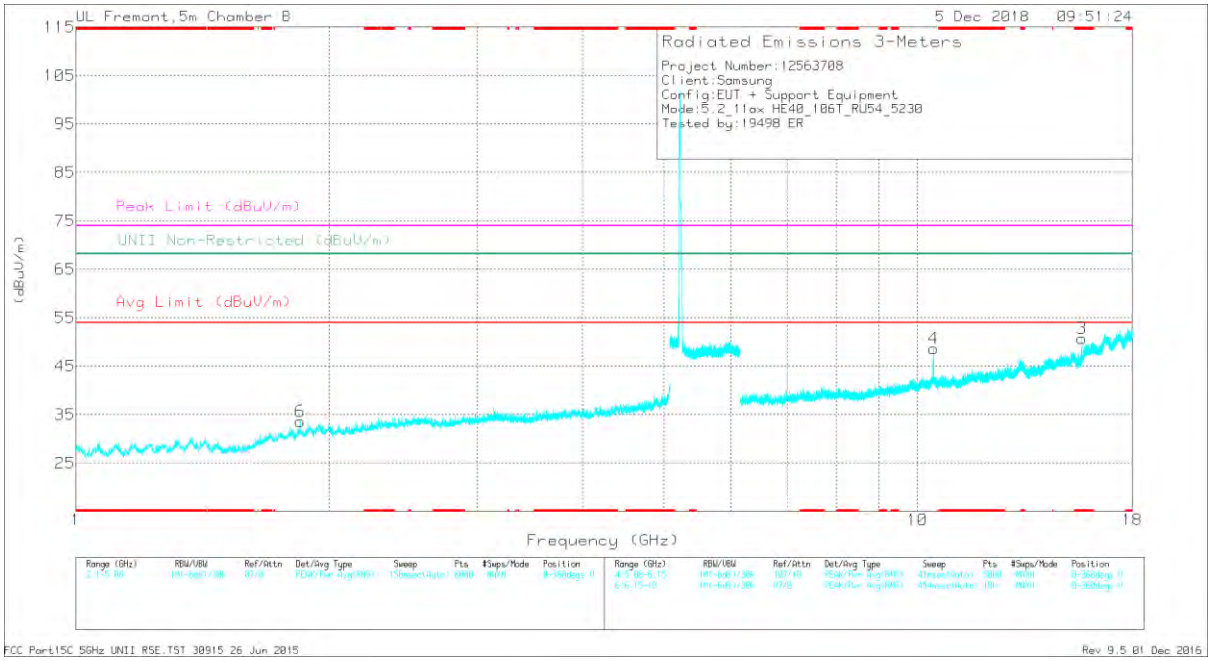

VERTICAL

UL VERIFICATION SERVICES INC.
47173 Benicia Street, Fremont, CA 94538; USA TEL:(510) 771-1000 FAX:(510) 661-0888
This report shall not be reproduced except in full, without the written approval of UL Verification Services Inc.

RADIATED EMISSIONS

Marker	Frequency (GHz)	Meter Reading (dBuV)	Det	AF T863 (dB/m)	Amp/Cbl/Fltr/Pad (dB)	DC Corr (dB)	Corrected Reading (dBuV/m)	Avg Limit (dBuV/m)	Margin (dB)	Peak Limit (dBuV/m)	PK Margin (dB)	UNII Non-Restricted (dBuV/m)	PK Margin (dB)	Azimuth (Degs)	Height (cm)	Polarity
5	* 4.97	40.11	PK-U	34.5	-28.5	0	46.11	-	-	74	-27.89	-	-	248	114	H
	* 4.97	27.63	ADR	34.5	-28.5	.49	34.12	54	-19.88	-	-	-	-	248	114	H
2	* 15.678	37.53	PK-U	41.3	-20	0	58.83	-	-	74	-15.17	-	-	209	109	H
	* 15.677	23.35	ADR	41.3	-20.1	.49	45.04	54	-8.96	-	-	-	-	209	109	H
3	* 15.679	36	PK-U	41.3	-20	0	57.3	-	-	74	-16.7	-	-	119	206	V
	* 15.677	22.93	ADR	41.3	-20.1	.49	44.62	54	-9.48	-	-	-	-	119	206	V
6	1.847	41.21	PK-U	30.9	-33.6	0	38.51	-	-	-	-	68.2	-29.69	146	140	V
1	10.455	47.1	PK-U	37.8	-22	0	62.9	-	-	-	-	68.2	-5.3	133	116	H
4	10.455	39.37	PK-U	37.8	-22	0	55.17	-	-	-	-	68.2	-13.03	65	137	V

* - indicates frequency in CFR47 Pt 15 / IC RSS-Restricted Band
PK-U - U-NII: Maximum Peak
ADR - U-NII AD primary method, RMS average

UL VERIFICATION SERVICES INC.
47173 Benicia Street, Fremont, CA 94538; USA TEL:(510) 771-1000 FAX:(510) 661-0888
This report shall not be reproduced except in full, without the written approval of UL Verification Services Inc.

9.1.7. TX ABOVE 1 GHz 802.11ax HE80 MODE IN THE 5.2 GHz BAND

2TX Antenna 1 + Antenna 2 OFDMA MODE – 996-Tones, RU Index 67

BANDEDGE (MID CHANNEL)

HORIZONTAL RESULT

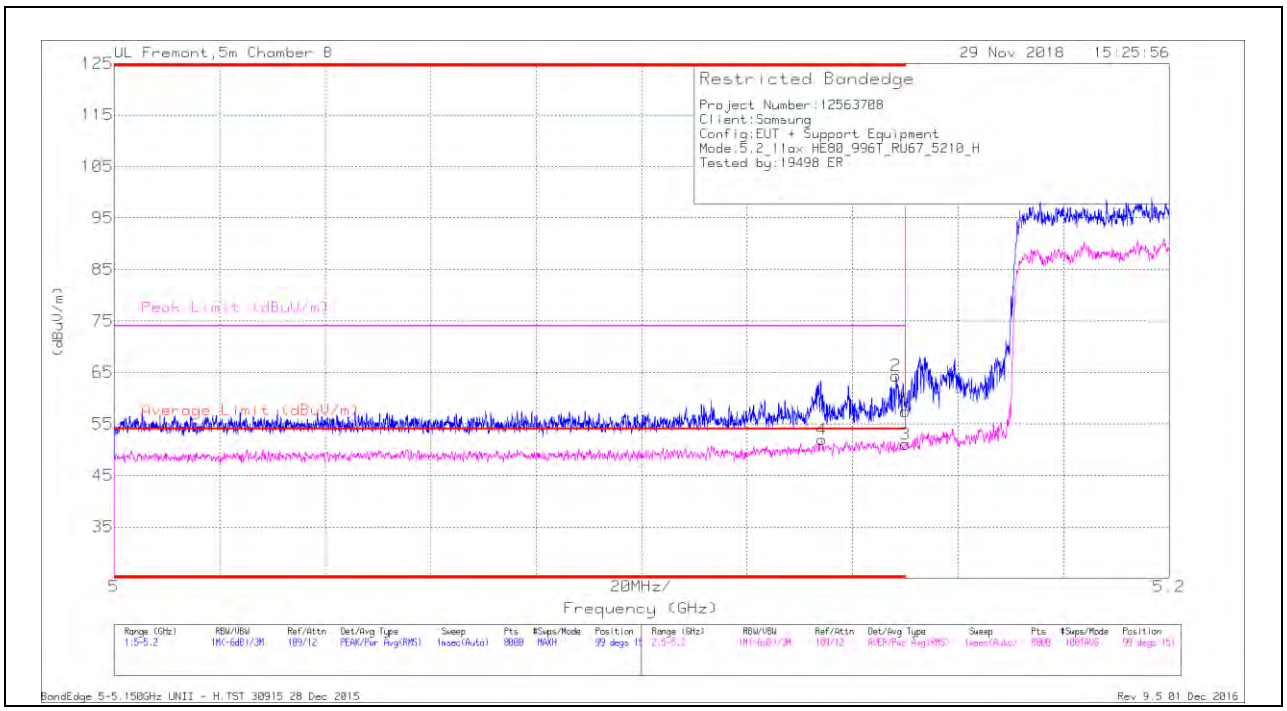

Trace Markers

Marker	Frequency (GHz)	Meter Reading (dBuV)	Det	AF T863 (dB/m)	Amp/Cbl/Fltr/Pad (dB)	DC Corr (dB)	Corrected Reading (dBuV/m)	Average Limit (dBuV/m)	Margin (dB)	Peak Limit (dBuV/m)	PK Margin (dB)	Azimuth (Degs)	Height (cm)	Polarity
4	* 5.134	32.61	RMS	34.6	-17.2	1.92	51.93	54	-2.07	-	-	99	151	H
2	* 5.148	46.82	Pk	34.6	-17.1	0	64.32	-	-	74	-9.68	99	151	H
1	* 5.15	39.89	Pk	34.6	-17.1	0	57.39	-	-	74	-16.61	99	151	H
3	* 5.15	31.7	RMS	34.6	-17.1	1.92	51.12	54	-2.88	-	-	99	151	H

* - indicates frequency in CFR47 Pt 15 / IC RSS-Restricted Band
Pk - Peak detector
RMS - RMS detection

UL VERIFICATION SERVICES INC.
47173 Benicia Street, Fremont, CA 94538; USA TEL:(510) 771-1000 FAX:(510) 661-0888
This report shall not be reproduced except in full, without the written approval of UL Verification Services Inc.

VERTICAL RESULT

Trace Markers

Marker	Frequency (GHz)	Meter Reading (dBuV)	Det	AF T863 (dB/m)	Amp/Cbl/Fltr/Pad (dB)	DC Corr (dB)	Corrected Reading (dBuV/m)	Average Limit (dBuV/m)	Margin (dB)	Peak Limit (dBuV/m)	PK Margin (dB)	Azimuth (Degs)	Height (cm)	Polarity
1	* 5.15	39.85	Pk	34.6	-17.1	0	57.35	-	-	74	-16.65	37	180	V
2	* 5.15	42.63	Pk	34.6	-17.1	0	60.13	-	-	74	-13.87	37	180	V
3	* 5.15	29.77	RMS	34.6	-17.1	1.92	49.19	54	-4.81	-	-	37	180	V
4	* 5.148	30.82	RMS	34.6	-17.1	1.92	50.24	54	-3.76	-	-	37	180	V

* - indicates frequency in CFR47 Pt 15 / IC RSS-Restricted Band
Pk - Peak detector
RMS - RMS detection

UL VERIFICATION SERVICES INC.
47173 Benicia Street, Fremont, CA 94538; USA TEL:(510) 771-1000 FAX:(510) 661-0888
This report shall not be reproduced except in full, without the written approval of UL Verification Services Inc.

HARMONICS AND SPURIOUS EMISSIONS

MID CHANNEL RESULTS

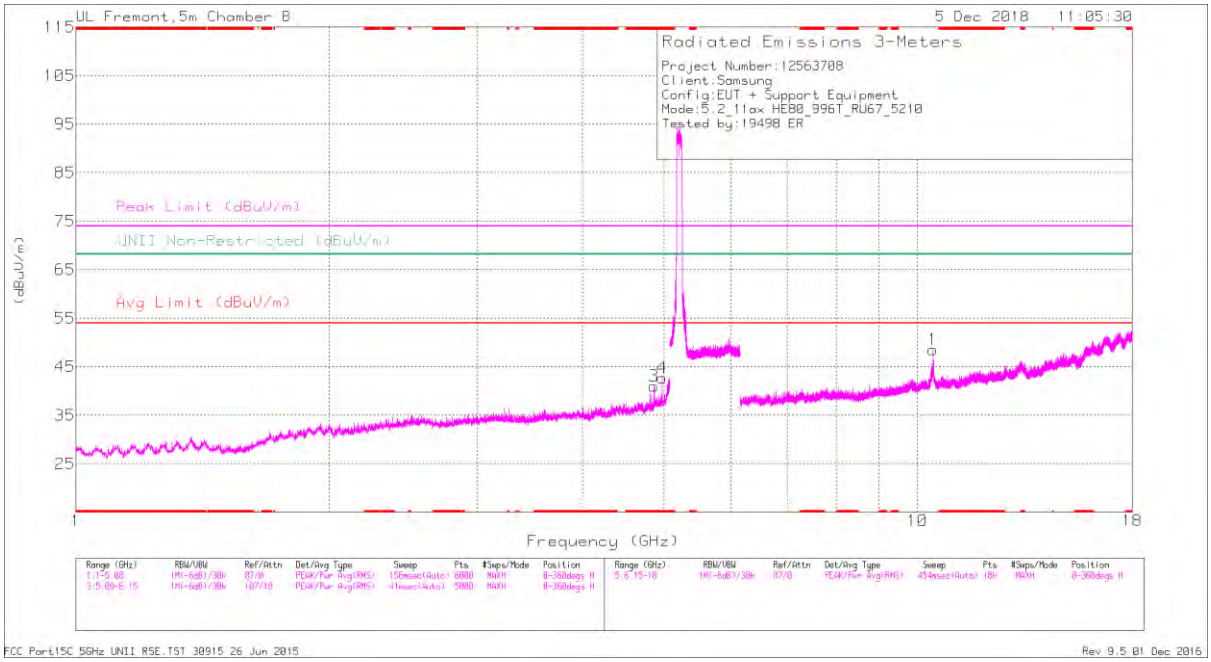

HORIZONTAL

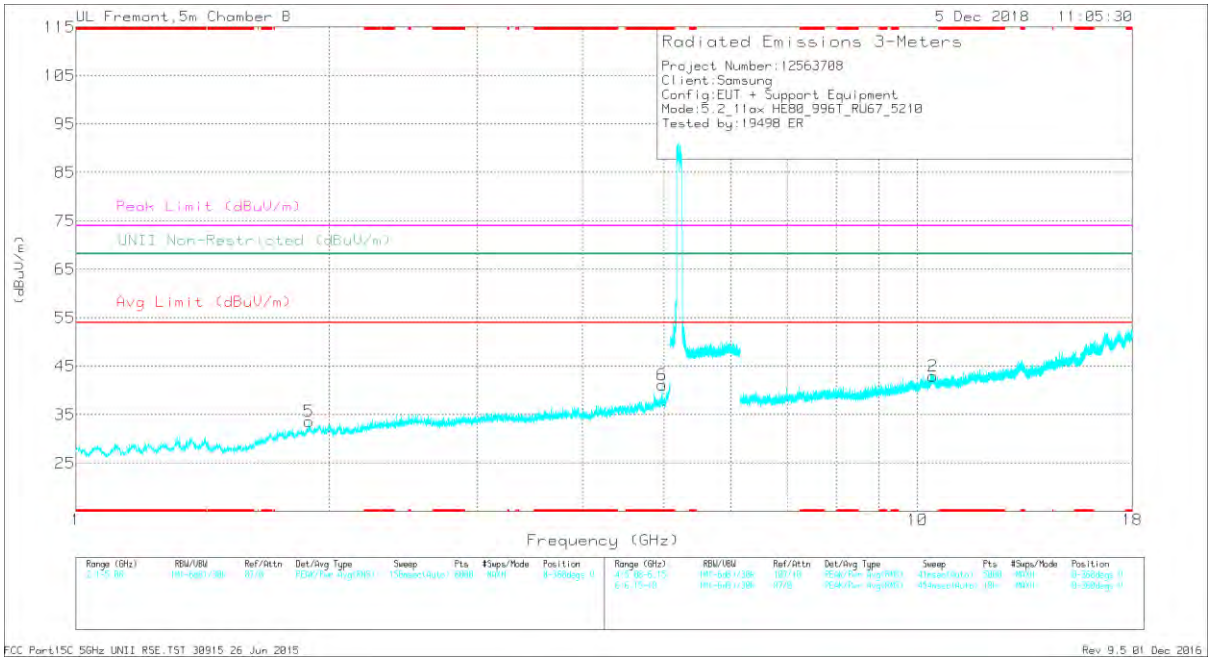

VERTICAL

UL VERIFICATION SERVICES INC.
47173 Benicia Street, Fremont, CA 94538; USA TEL:(510) 771-1000 FAX:(510) 661-0888
This report shall not be reproduced except in full, without the written approval of UL Verification Services Inc.

RADIATED EMISSIONS

Marker	Frequency (GHz)	Meter Reading (dBuV)	Det	AF T863 (dB/m)	Amp/Cbl/Fltr/Pad (dB)	DC Corr (dB)	Corrected Reading (dBuV/m)	Avg Limit (dBuV/m)	Margin (dB)	Peak Limit (dBuV/m)	PK Margin (dB)	UNII Non-Restricted (dBuV/m)	PK Margin (dB)	Azimuth (Degs)	Height (cm)	Polarity
4	* 4.97	40.03	PK-U	34.5	-28.6	0	45.93	-	-	74	-28.07	-	-	65	136	H
	* 4.97	27.64	ADR	34.5	-28.6	1.92	35.46	54	-18.54	-	-	-	-	65	136	H
3	* 4.862	40.03	PK-U	34.2	-29.3	0	44.93	-	-	74	-29.07	-	-	238	110	H
	* 4.862	27.85	ADR	34.2	-29.3	1.92	34.67	54	-19.33	-	-	-	-	238	110	H
6	* 4.969	39.05	PK-U	34.5	-28.6	0	44.95	-	-	74	-29.05	-	-	187	171	V
	* 4.971	26.88	ADR	34.5	-28.5	1.92	34.8	54	-19.2	-	-	-	-	187	171	V
5	1.894	41.01	PK-U	31	-32.7	0	39.31	-	-	-	-	68.2	-28.89	251	145	V
1	10.431	37.04	PK-U	37.9	-21.8	0	53.14	-	-	-	-	68.2	-15.06	123	112	H
2	10.435	35.38	PK-U	37.9	-21.9	0	51.38	-	-	-	-	68.2	-16.82	172	107	V

* - indicates frequency in CFR47 Pt 15 / IC RSS-Restricted Band
PK-U - U-NII: Maximum Peak
ADR - U-NII AD primary method, RMS average

UL VERIFICATION SERVICES INC.
47173 Benicia Street, Fremont, CA 94538; USA TEL:(510) 771-1000 FAX:(510) 661-0888
This report shall not be reproduced except in full, without the written approval of UL Verification Services Inc.

2TX Antenna 1 + Antenna 2 OFDMA MODE – 484-Tones, RU Index 65

BANDEDGE (MID CHANNEL)

HORIZONTAL RESULT

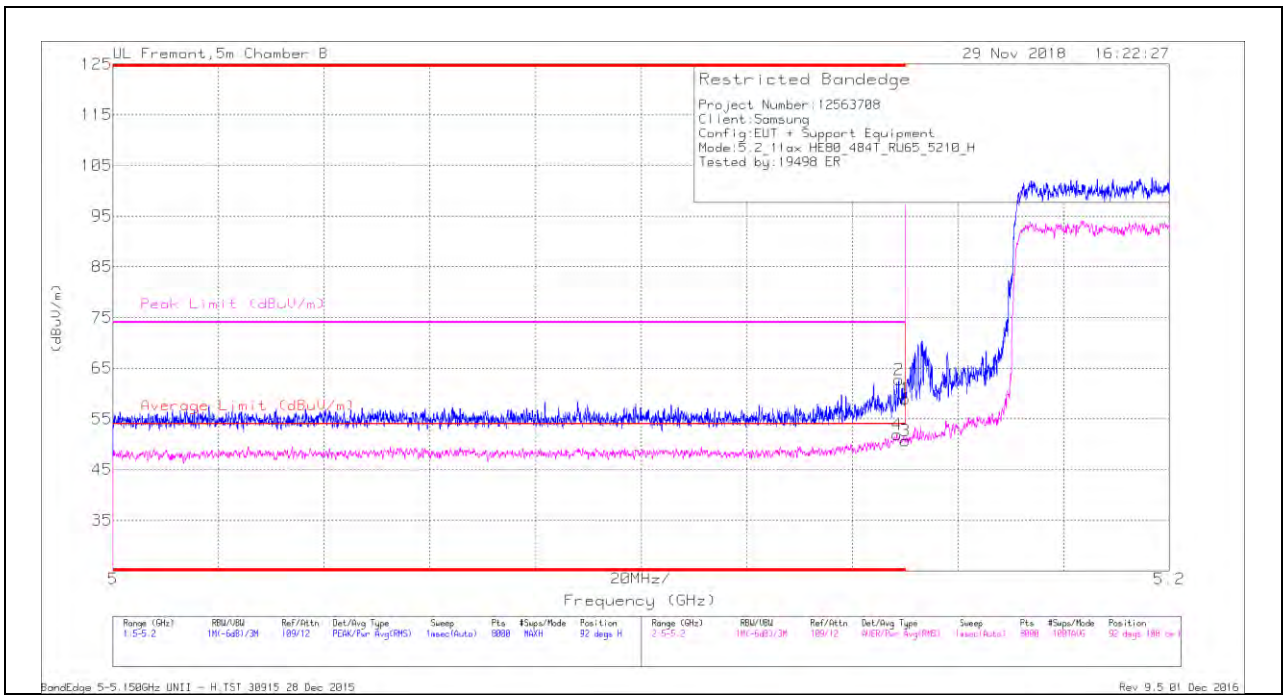

Trace Markers

Marker	Frequency (GHz)	Meter Reading (dBuV)	Det	AF T863 (dB/m)	Amp/Cbl/Fltr/Pad (dB)	DC Corr (dB)	Corrected Reading (dBuV/m)	Average Limit (dBuV/m)	Margin (dB)	Peak Limit (dBuV/m)	PK Margin (dB)	Azimuth (Degs)	Height (cm)	Polarity
1	* 5.15	41.49	Pk	34.6	-17.1	0	58.99	-	-	74	-15.01	92	108	H
2	* 5.149	45.43	Pk	34.6	-17.3	0	62.73	-	-	74	-11.27	92	108	H
3	* 5.15	31.95	RMS	34.6	-17.1	1.27	50.72	54	-3.28	-	-	92	108	H
4	* 5.148	33.36	RMS	34.6	-17.2	1.27	52.03	54	-1.97	-	-	92	108	H

* - indicates frequency in CFR47 Pt 15 / IC RSS-Restricted Band
Pk - Peak detector
RMS - RMS detection

UL VERIFICATION SERVICES INC.
47173 Benicia Street, Fremont, CA 94538; USA TEL:(510) 771-1000 FAX:(510) 661-0888
This report shall not be reproduced except in full, without the written approval of UL Verification Services Inc.

VERTICAL RESULT

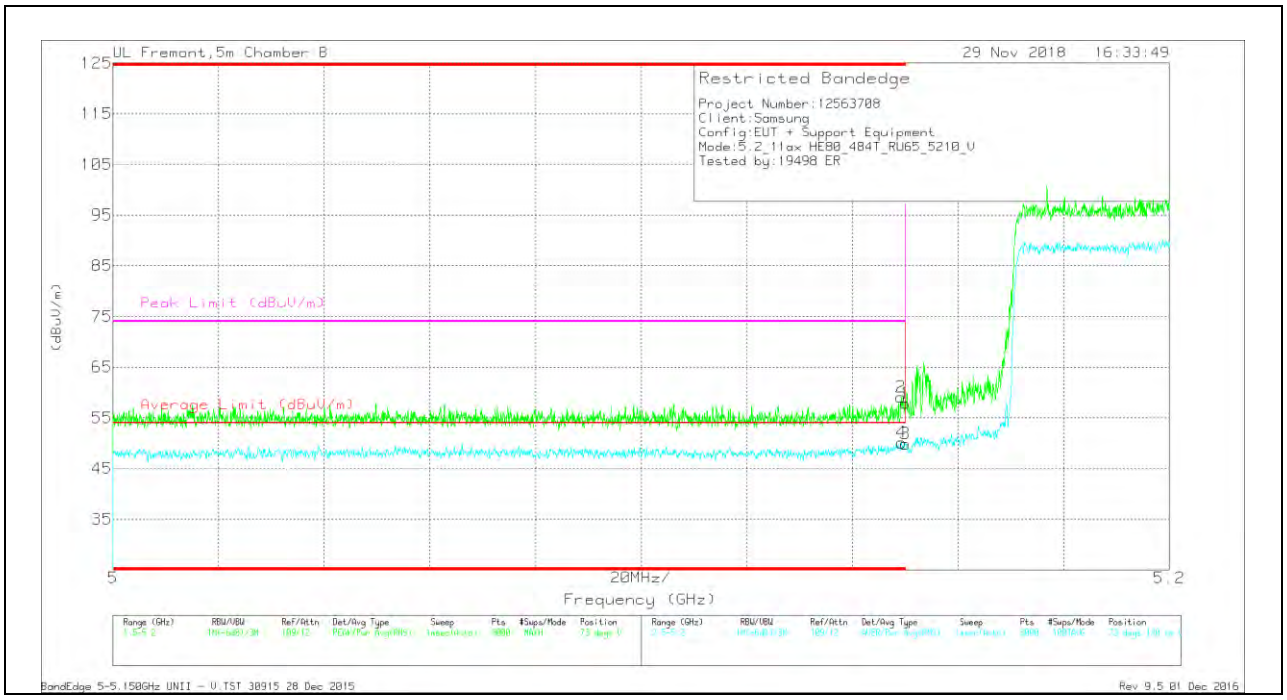

Trace Markers

Marker	Frequency (GHz)	Meter Reading (dBuV)	Det	AF T863 (dB/m)	Amp/Cbl/Fltr/Pad (dB)	DC Corr (dB)	Corrected Reading (dBuV/m)	Average Limit (dBuV/m)	Margin (dB)	Peak Limit (dBuV/m)	PK Margin (dB)	Azimuth (Degs)	Height (cm)	Polarity
1	* 5.15	40.32	Pk	34.6	-17.1	0	57.82	-	-	74	-16.18	73	120	V
2	* 5.149	41.75	Pk	34.6	-17.3	0	59.05	-	-	74	-14.95	73	120	V
3	* 5.15	31.16	RMS	34.6	-17.1	1.27	49.93	54	-4.07	-	-	73	120	V
4	* 5.149	31.61	RMS	34.6	-17.3	1.27	50.18	54	-3.82	-	-	73	120	V

* - indicates frequency in CFR47 Pt 15 / IC RSS-Restricted Band
Pk - Peak detector
RMS - RMS detection

UL VERIFICATION SERVICES INC.
47173 Benicia Street, Fremont, CA 94538; USA TEL:(510) 771-1000 FAX:(510) 661-0888
This report shall not be reproduced except in full, without the written approval of UL Verification Services Inc.

2TX Antenna 1 + Antenna 2 OFDMA MODE – 242-Tones, RU Index 61

BANDEDGE (MID CHANNEL)

HORIZONTAL RESULT

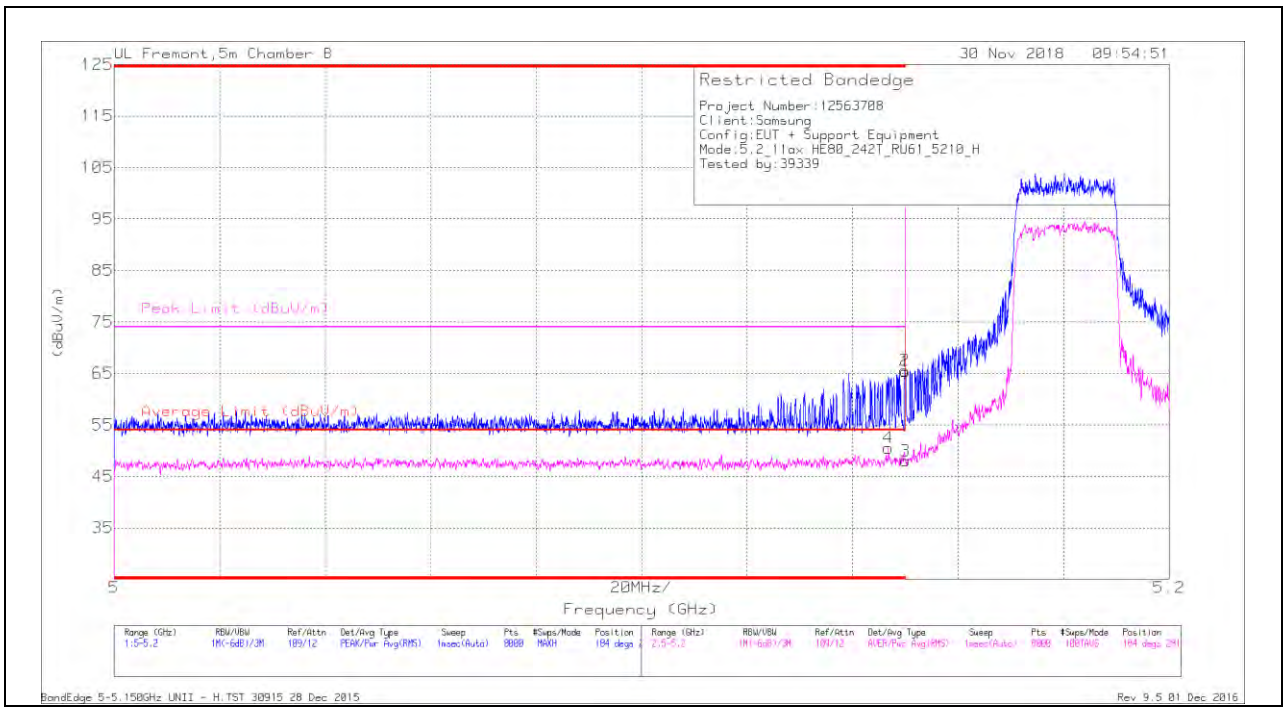

Trace Markers

Marker	Frequency (GHz)	Meter Reading (dBuV)	Det	AF T863 (dB/m)	Amp/Cbl/Fltr/Pad (dB)	DC Corr (dB)	Corrected Reading (dBuV/m)	Average Limit (dBuV/m)	Margin (dB)	Peak Limit (dBuV/m)	PK Margin (dB)	Azimuth (Degs)	Height (cm)	Polarity
1	* 5.15	47.82	Pk	34.6	-17.1	0	65.32	-	-	74	-8.68	184	281	H
2	* 5.15	48.06	Pk	34.6	-17.1	0	65.56	-	-	74	-8.44	184	281	H
3	* 5.15	29.78	RMS	34.6	-17.1	.73	48.1	54	-5.99	-	-	184	281	H
4	* 5.147	32.5	RMS	34.6	-17.3	.73	50.53	54	-3.47	-	-	184	281	H

* - indicates frequency in CFR47 Pt 15 / IC RSS-Restricted Band
Pk - Peak detector
RMS - RMS detection

UL VERIFICATION SERVICES INC.
47173 Benicia Street, Fremont, CA 94538; USA TEL:(510) 771-1000 FAX:(510) 661-0888
This report shall not be reproduced except in full, without the written approval of UL Verification Services Inc.

VERTICAL RESULT

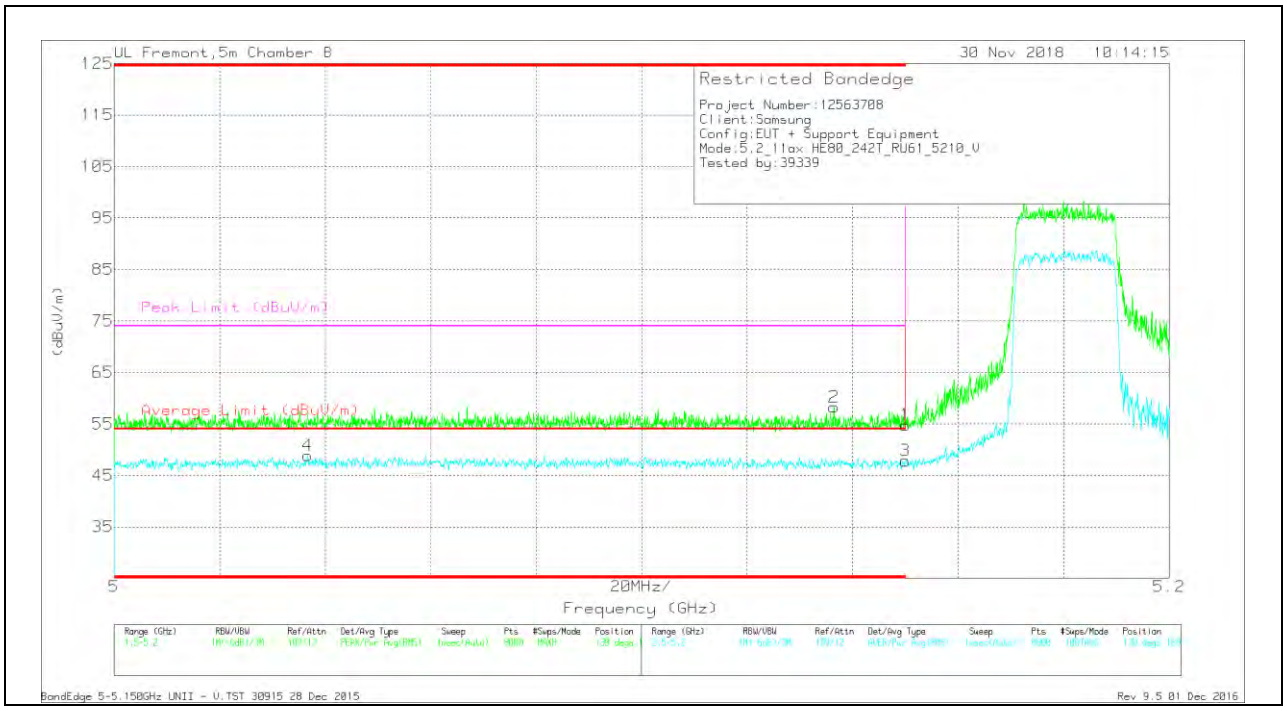

Trace Markers

Marker	Frequency (GHz)	Meter Reading (dBuV)	Det	AF T863 (dB/m)	Amp/Cbl/Fltr/Pad (dB)	DC Corr (dB)	Corrected Reading (dBuV/m)	Average Limit (dBuV/m)	Margin (dB)	Peak Limit (dBuV/m)	PK Margin (dB)	Azimuth (Degs)	Height (cm)	Polarity
1	* 5.15	37.26	Pk	34.6	-17.1	0	54.76	-	-	74	-19.24	130	168	V
2	* 5.136	40.87	Pk	34.6	-17.2	0	58.27	-	-	74	-15.73	130	168	V
3	* 5.15	29.61	RMS	34.6	-17.1	.73	47.84	54	-6.16	-	-	130	168	V
4	* 5.037	30.41	RMS	34.6	-16.9	.73	48.84	54	-5.16	-	-	130	168	V

* - indicates frequency in CFR47 Pt 15 / IC RSS-Restricted Band
Pk - Peak detector
RMS - RMS detection

UL VERIFICATION SERVICES INC.
47173 Benicia Street, Fremont, CA 94538; USA TEL:(510) 771-1000 FAX:(510) 661-0888
This report shall not be reproduced except in full, without the written approval of UL Verification Services Inc.

2TX Antenna 1 + Antenna 2 OFDMA MODE – 106-Tones, RU Index 53

BANDEDGE (MID CHANNEL)

HORIZONTAL RESULT

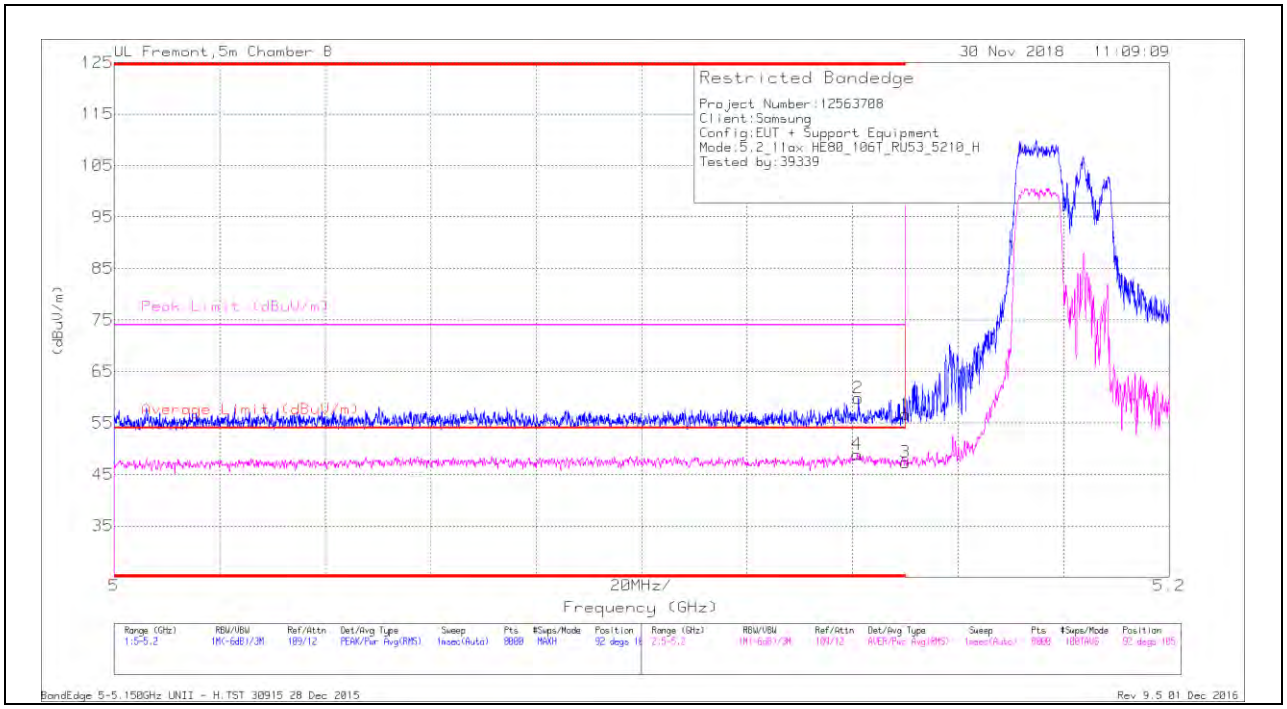

Trace Markers

Marker	Frequency (GHz)	Meter Reading (dBuV)	Det	AF T863 (dB/m)	Amp/Cbl/Fltr/Pad (dB)	DC Corr (dB)	Corrected Reading (dBuV/m)	Average Limit (dBuV/m)	Margin (dB)	Peak Limit (dBuV/m)	PK Margin (dB)	Azimuth (Degs)	Height (cm)	Polarity
2	* 5.141	42.31	Pk	34.6	-17.1	0	59.81	-	-	74	-14.19	92	105	H
4	* 5.141	31.06	RMS	34.6	-17.1	.43	48.99	54	-5.01	-	-	92	105	H
1	* 5.15	39.19	Pk	34.6	-17.1	0	56.69	-	-	74	-17.31	92	105	H
3	* 5.15	29.49	RMS	34.6	-17.1	.43	47.42	54	-6.58	-	-	92	105	H

* - indicates frequency in CFR47 Pt 15 / IC RSS-Restricted Band
Pk - Peak detector
RMS - RMS detection

UL VERIFICATION SERVICES INC.
47173 Benicia Street, Fremont, CA 94538; USA TEL:(510) 771-1000 FAX:(510) 661-0888
This report shall not be reproduced except in full, without the written approval of UL Verification Services Inc.

VERTICAL RESULT

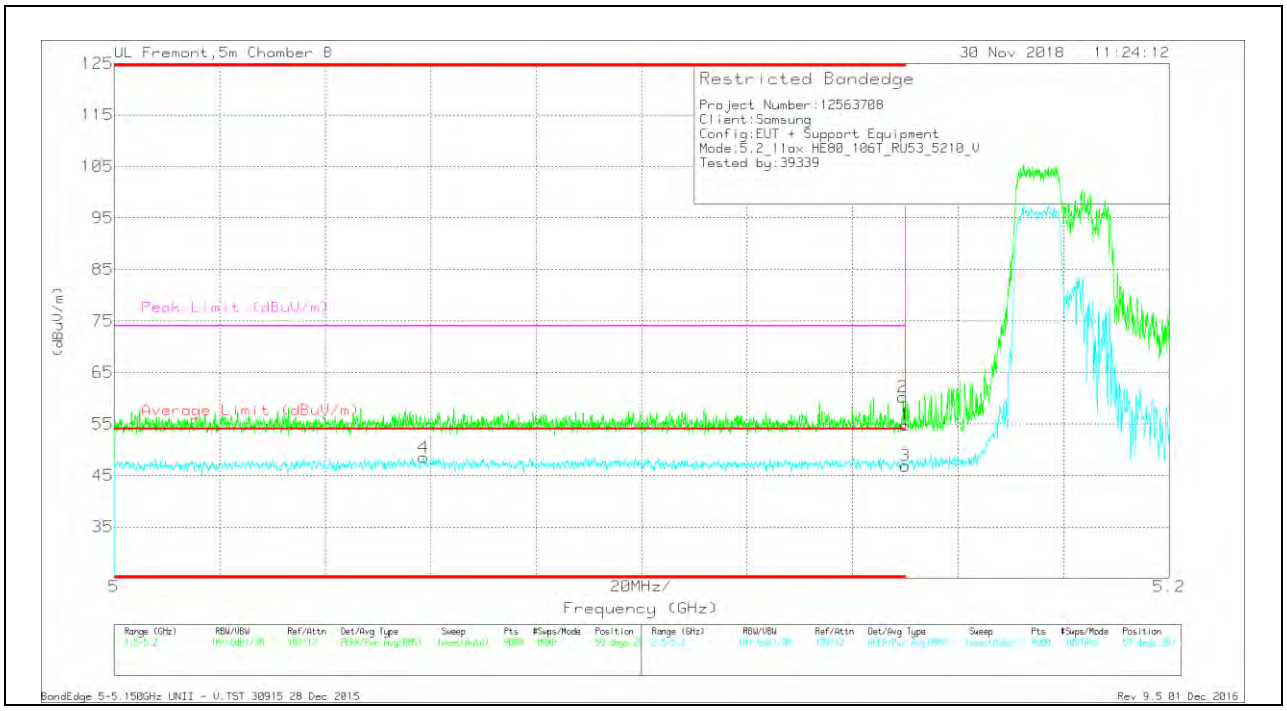

Trace Markers

Marker	Frequency (GHz)	Meter Reading (dBuV)	Det	AF T863 (dB/m)	Amp/Cbl/Fltr/Pad (dB)	DC Corr (dB)	Corrected Reading (dBuV/m)	Average Limit (dBuV/m)	Margin (dB)	Peak Limit (dBuV/m)	PK Margin (dB)	Azimuth (Degs)	Height (cm)	Polarity
4	* 5.059	30.42	RMS	34.6	-16.9	.43	48.55	54	-5.45	-	-	59	207	V
1	* 5.15	37.27	Pk	34.6	-17.1	0	54.77	-	-	74	-19.23	59	207	V
2	* 5.15	42.8	Pk	34.6	-17.2	0	60.2	-	-	74	-13.8	59	207	V
3	* 5.15	29.02	RMS	34.6	-17.1	.43	46.95	54	-7.05	-	-	59	207	V

* - indicates frequency in CFR47 Pt 15 / IC RSS-Restricted Band
Pk - Peak detector
RMS - RMS detection

UL VERIFICATION SERVICES INC.
47173 Benicia Street, Fremont, CA 94538; USA TEL:(510) 771-1000 FAX:(510) 661-0888
This report shall not be reproduced except in full, without the written approval of UL Verification Services Inc.

2TX Antenna 1 + Antenna 2 OFDMA MODE – 52-Tones, RU Index 37

BANDEDGE (MID CHANNEL)

HORIZONTAL RESULT

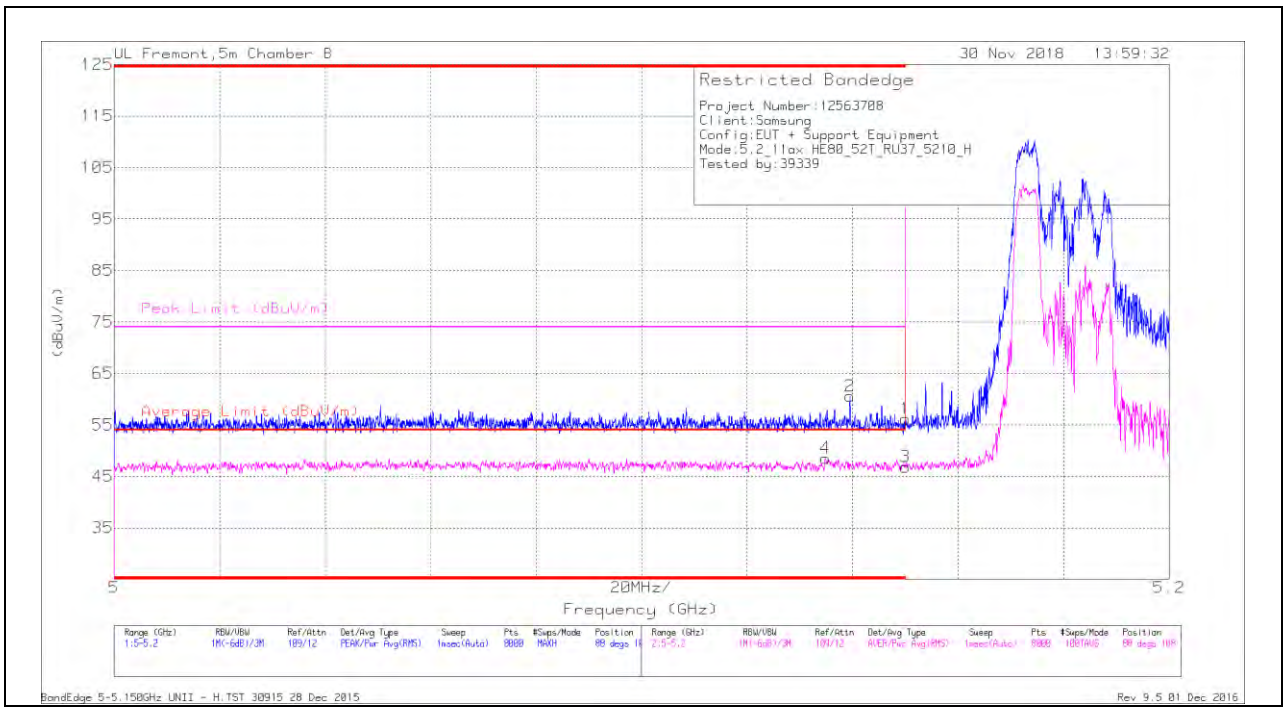

Trace Markers

Marker	Frequency (GHz)	Meter Reading (dBuV)	Det	AF T863 (dB/m)	Amp/Cbl/Fltr/Pad (dB)	DC Corr (dB)	Corrected Reading (dBuV/m)	Average Limit (dBuV/m)	Margin (dB)	Peak Limit (dBuV/m)	PK Margin (dB)	Azimuth (Degs)	Height (cm)	Polarity
4	* 5.135	30.87	RMS	34.6	-17.1	.24	48.61	54	-5.39	-	-	88	108	H
2	* 5.139	43.16	Pk	34.6	-17.2	0	60.56	-	-	74	-13.44	88	108	H
1	* 5.15	38.7	Pk	34.6	-17.1	0	56.2	-	-	74	-17.8	88	108	H
3	* 5.15	29.19	RMS	34.6	-17.1	.24	46.93	54	-7.07	-	-	88	108	H

* - indicates frequency in CFR47 Pt 15 / IC RSS-Restricted Band
Pk - Peak detector
RMS - RMS detection

UL VERIFICATION SERVICES INC.
47173 Benicia Street, Fremont, CA 94538; USA TEL:(510) 771-1000 FAX:(510) 661-0888
This report shall not be reproduced except in full, without the written approval of UL Verification Services Inc.

VERTICAL RESULT

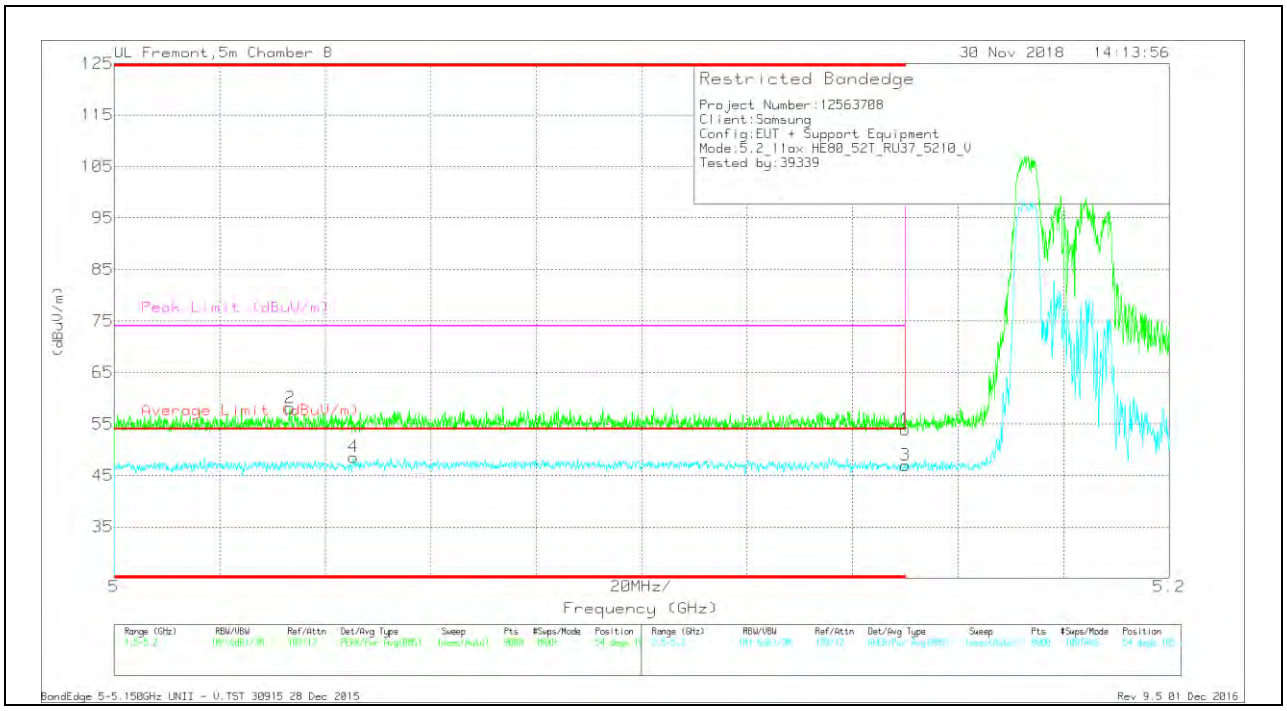

Trace Markers

Marker	Frequency (GHz)	Meter Reading (dBuV)	Det	AF T863 (dB/m)	Amp/Cbl/Fltr/Pad (dB)	DC Corr (dB)	Corrected Reading (dBuV/m)	Average Limit (dBuV/m)	Margin (dB)	Peak Limit (dBuV/m)	PK Margin (dB)	Azimuth (Degs)	Height (cm)	Polarity
2	* 5.033	40.61	Pk	34.6	-17.1	0	58.11	-	-	74	-15.89	54	105	V
4	* 5.045	30.8	RMS	34.6	-17	.24	48.64	54	-5.36	-	-	54	105	V
1	* 5.15	36.45	Pk	34.6	-17.1	0	53.95	-	-	74	-20.05	54	105	V
3	* 5.15	29.31	RMS	34.6	-17.1	.24	47.05	54	-6.95	-	-	54	105	V

* - indicates frequency in CFR47 Pt 15 / IC RSS-Restricted Band
Pk - Peak detector
RMS - RMS detection

UL VERIFICATION SERVICES INC.
47173 Benicia Street, Fremont, CA 94538; USA TEL:(510) 771-1000 FAX:(510) 661-0888
This report shall not be reproduced except in full, without the written approval of UL Verification Services Inc.

2TX Antenna 1 + Antenna 2 OFDMA MODE – 26-Tones, RU Index 0

BANDEDGE (MID CHANNEL)

HORIZONTAL RESULT

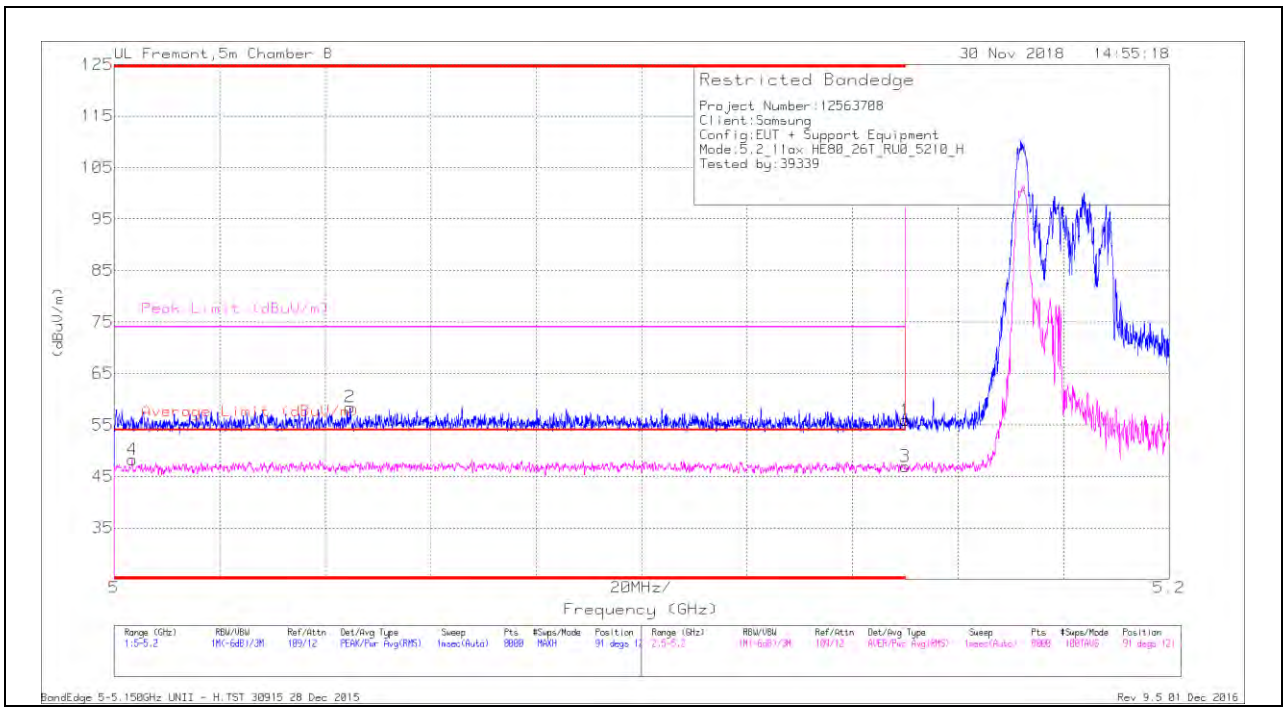

Trace Markers

Marker	Frequency (GHz)	Meter Reading (dBuV)	Det	AF T863 (dB/m)	Amp/Cbl/Fltr/Pad (dB)	DC Corr (dB)	Corrected Reading (dBuV/m)	Average Limit (dBuV/m)	Margin (dB)	Peak Limit (dBuV/m)	PK Margin (dB)	Azimuth (Degs)	Height (cm)	Polarity
4	* 5.003	30.58	RMS	34.6	-16.9	.12	48.4	54	-5.6	-	-	91	121	H
2	* 5.045	40.85	Pk	34.6	-17	0	58.45	-	-	74	-15.55	91	121	H
1	* 5.15	38.39	Pk	34.6	-17.1	0	55.89	-	-	74	-18.11	91	121	H
3	* 5.15	29.44	RMS	34.6	-17.1	.12	47.06	54	-6.94	-	-	91	121	H

* - indicates frequency in CFR47 Pt 15 / IC RSS-Restricted Band
Pk - Peak detector
RMS - RMS detection

UL VERIFICATION SERVICES INC.
47173 Benicia Street, Fremont, CA 94538; USA TEL:(510) 771-1000 FAX:(510) 661-0888
This report shall not be reproduced except in full, without the written approval of UL Verification Services Inc.

VERTICAL RESULT

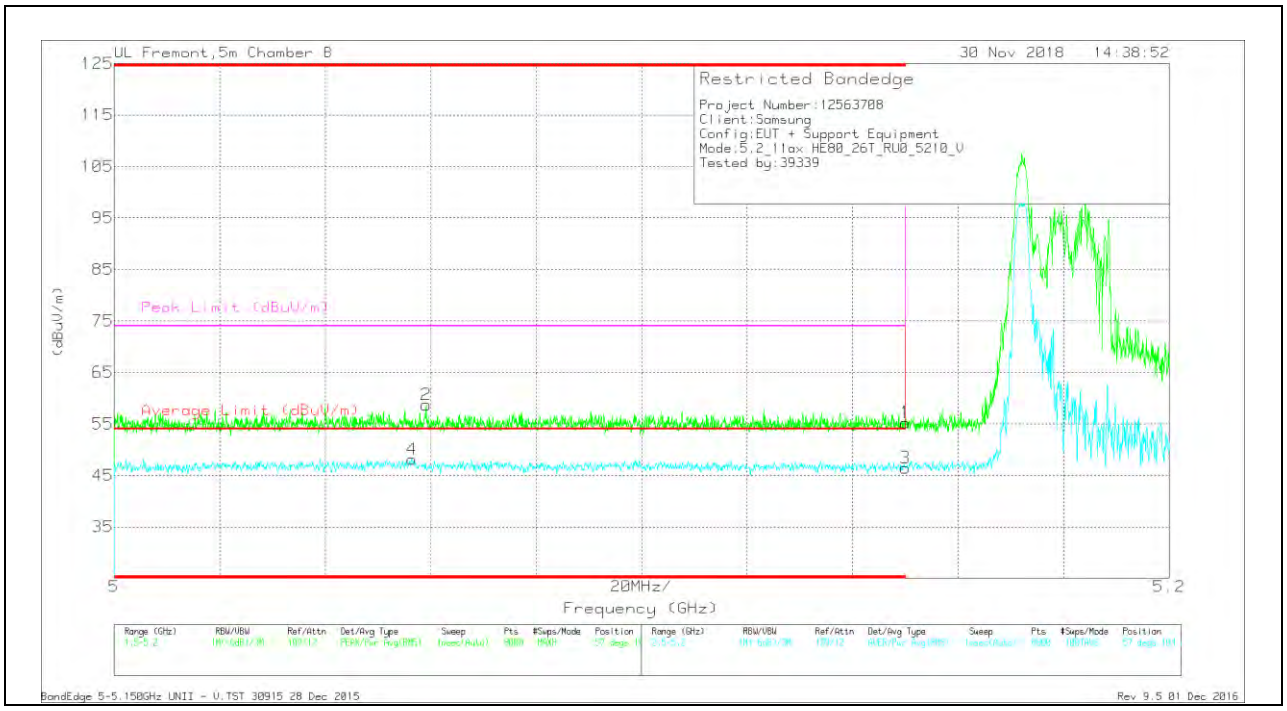

Trace Markers

Marker	Frequency (GHz)	Meter Reading (dBuV)	Det	AF T863 (dB/m)	Amp/Cbl/Fltr/Pad (dB)	DC Corr (dB)	Corrected Reading (dBuV/m)	Average Limit (dBuV/m)	Margin (dB)	Peak Limit (dBuV/m)	PK Margin (dB)	Azimuth (Degs)	Height (cm)	Polarity
4	* 5.056	30.34	RMS	34.6	-16.8	.12	48.26	54	-5.74	-	-	57	104	V
2	* 5.059	40.9	Pk	34.6	-16.8	0	58.7	-	-	74	-15.3	57	104	V
1	* 5.15	37.74	Pk	34.6	-17.1	0	55.24	-	-	74	-18.76	57	104	V
3	* 5.15	28.94	RMS	34.6	-17.1	.12	46.56	54	-7.44	-	-	57	104	V

* - indicates frequency in CFR47 Pt 15 / IC RSS-Restricted Band
Pk - Peak detector
RMS - RMS detection

UL VERIFICATION SERVICES INC.
47173 Benicia Street, Fremont, CA 94538; USA TEL:(510) 771-1000 FAX:(510) 661-0888
This report shall not be reproduced except in full, without the written approval of UL Verification Services Inc.

2TX Antenna 1 + Antenna 2 OFDMA MODE – 52-Tones, RU Index 37

HARMONICS AND SPURIOUS EMISSIONS

MID CHANNEL RESULTS

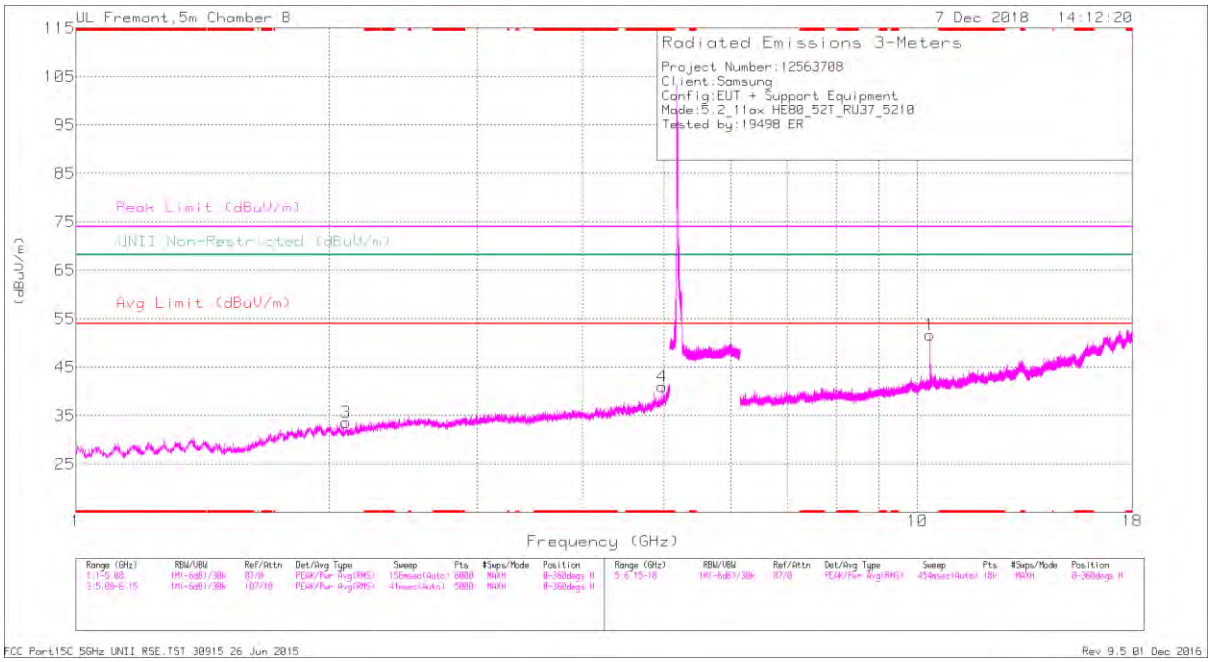

HORIZONTAL

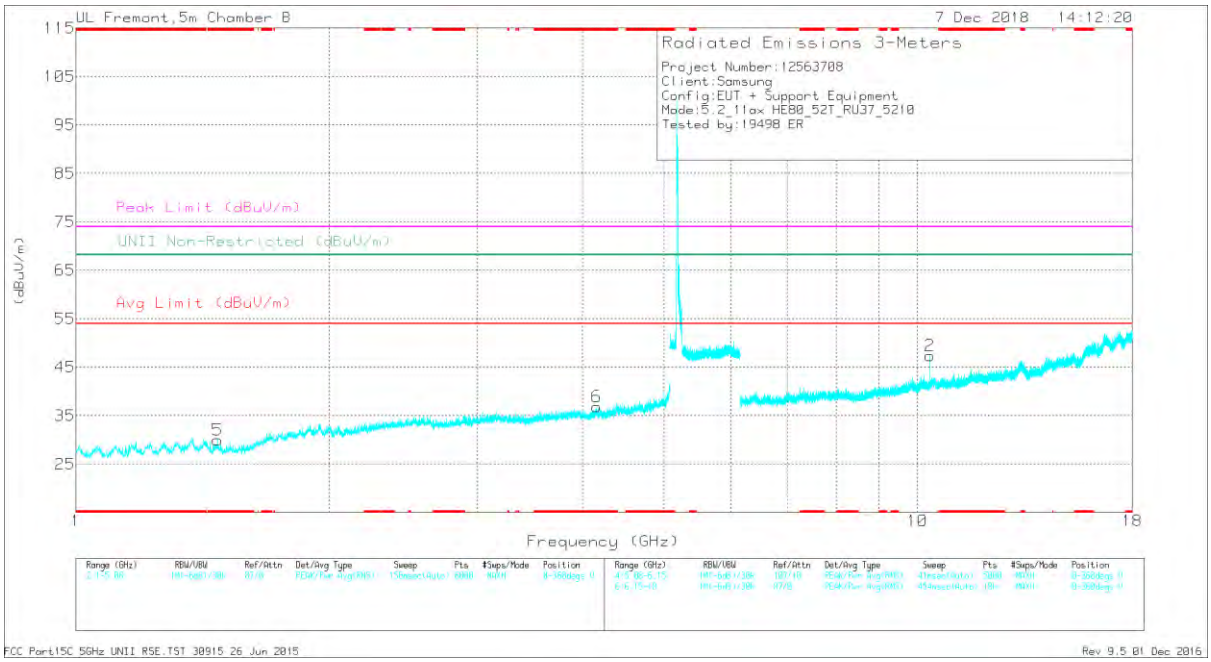

VERTICAL

UL VERIFICATION SERVICES INC.
47173 Benicia Street, Fremont, CA 94538; USA TEL:(510) 771-1000 FAX:(510) 661-0888
This report shall not be reproduced except in full, without the written approval of UL Verification Services Inc.

RADIATED EMISSIONS

Marker	Frequency (GHz)	Meter Reading (dBuV)	Det	AF T863 (dB/m)	Amp/Cbl/Fltr/Pad (dB)	DC Corr (dB)	Corrected Reading (dBuV/m)	Avg Limit (dBuV/m)	Margin (dB)	Peak Limit (dBuV/m)	PK Margin (dB)	UNII Non-Restricted (dBuV/m)	PK Margin (dB)	Azimuth (Degs)	Height (cm)	Polarity
4	* 4.969	38.62	PK-U	34.5	-28.6	0	44.52	-	-	74	-29.48	-	-	60	174	H
	* 4.971	27.41	ADR	34.5	-28.5	.24	33.65	54	-20.35	-	-	-	-	60	174	H
6	* 4.147	38.9	PK-U	33.6	-29.2	0	43.3	-	-	74	-30.7	-	-	264	143	V
	* 4.142	27.34	ADR	33.6	-29.4	.24	31.78	54	-22.22	-	-	-	-	264	143	V
5	* 1.474	41.77	PK-U	27.9	-33.7	0	35.97	-	-	74	-38.03	-	-	139	116	V
	* 1.473	30.01	ADR	27.9	-33.7	.24	24.45	54	-29.55	-	-	-	-	139	116	V
3	2.094	41.12	PK-U	31.1	-32.9	0	39.32	-	-	-	-	68.2	-28.88	94	287	H
1	10.345	43.69	PK-U	37.8	-23.2	0	58.29	-	-	-	-	68.2	-9.91	163	127	H
2	10.347	41.68	PK-U	37.8	-23.2	0	56.28	-	-	-	-	68.2	-11.92	167	216	V

* - indicates frequency in CFR47 Pt 15 / IC RSS-Restricted Band
PK-U - U-NII: Maximum Peak
ADR - U-NII AD primary method, RMS average

UL VERIFICATION SERVICES INC.
47173 Benicia Street, Fremont, CA 94538; USA TEL:(510) 771-1000 FAX:(510) 661-0888
This report shall not be reproduced except in full, without the written approval of UL Verification Services Inc.

9.1.8. TX ABOVE 1 GHz 802.11a MODE IN THE 5.3 GHz BAND

2TX Antenna 1 + Antenna 2 CDD MODE

BANDEDGE (HIGH CHANNEL)

HORIZONTAL RESULT

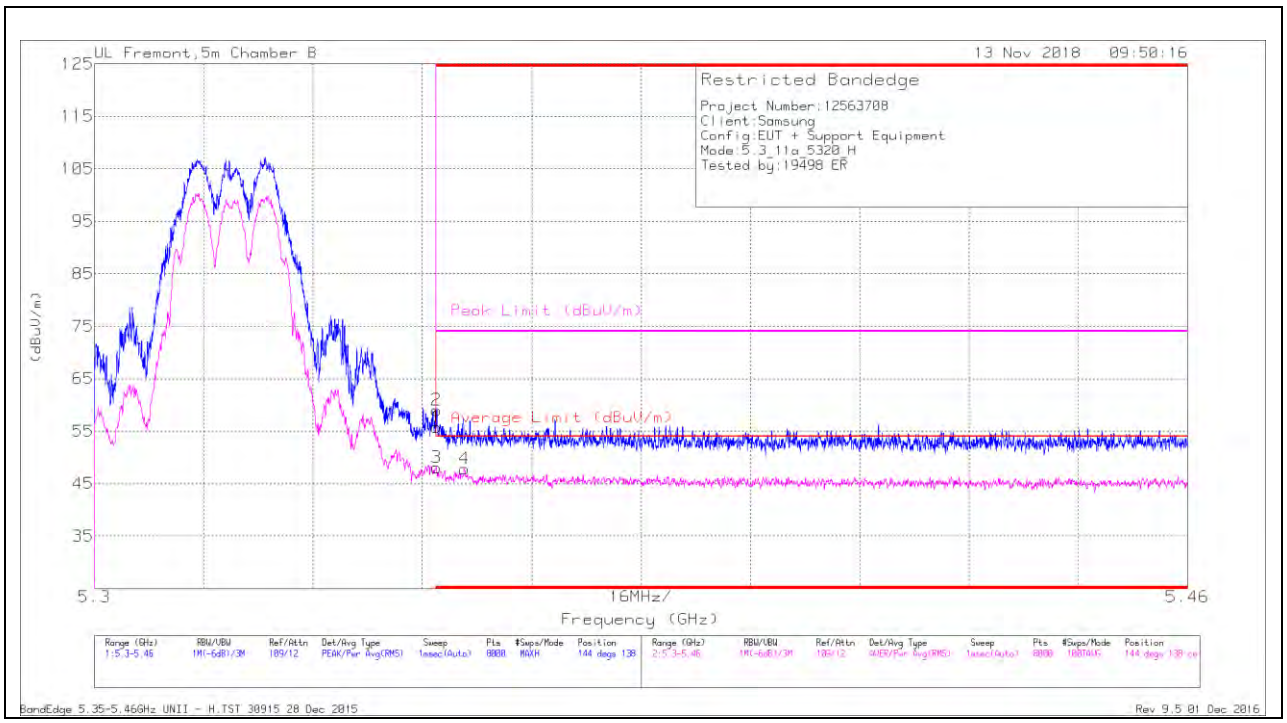

Trace Markers

Marker	Frequency (GHz)	Meter Reading (dBuV)	Det	AF T863 (dB/m)	Amp/Cbl/Fltr/Pad (dB)	DC Corr (dB)	Corrected Reading (dBuV/m)	Average Limit (dBuV/m)	Margin (dB)	Peak Limit (dBuV/m)	PK Margin (dB)	Azimuth (Degs)	Height (cm)	Polarity
1	* 5.35	38.58	Pk	35	-17.8	0	55.78	-	-	74	-18.22	144	138	H
2	* 5.35	41.79	Pk	35	-17.8	0	58.99	-	-	74	-15.01	144	138	H
3	* 5.35	30.53	RMS	35	-17.8	.29	48.02	54	-5.98	-	-	144	138	H
4	* 5.354	30.48	RMS	35	-18	.29	47.77	54	-6.23	-	-	144	138	H

* - indicates frequency in CFR47 Pt 15 / IC RSS-Restricted Band
Pk - Peak detector
RMS - RMS detection

UL VERIFICATION SERVICES INC.
47173 Benicia Street, Fremont, CA 94538; USA TEL:(510) 771-1000 FAX:(510) 661-0888
This report shall not be reproduced except in full, without the written approval of UL Verification Services Inc.

VERTICAL RESULT

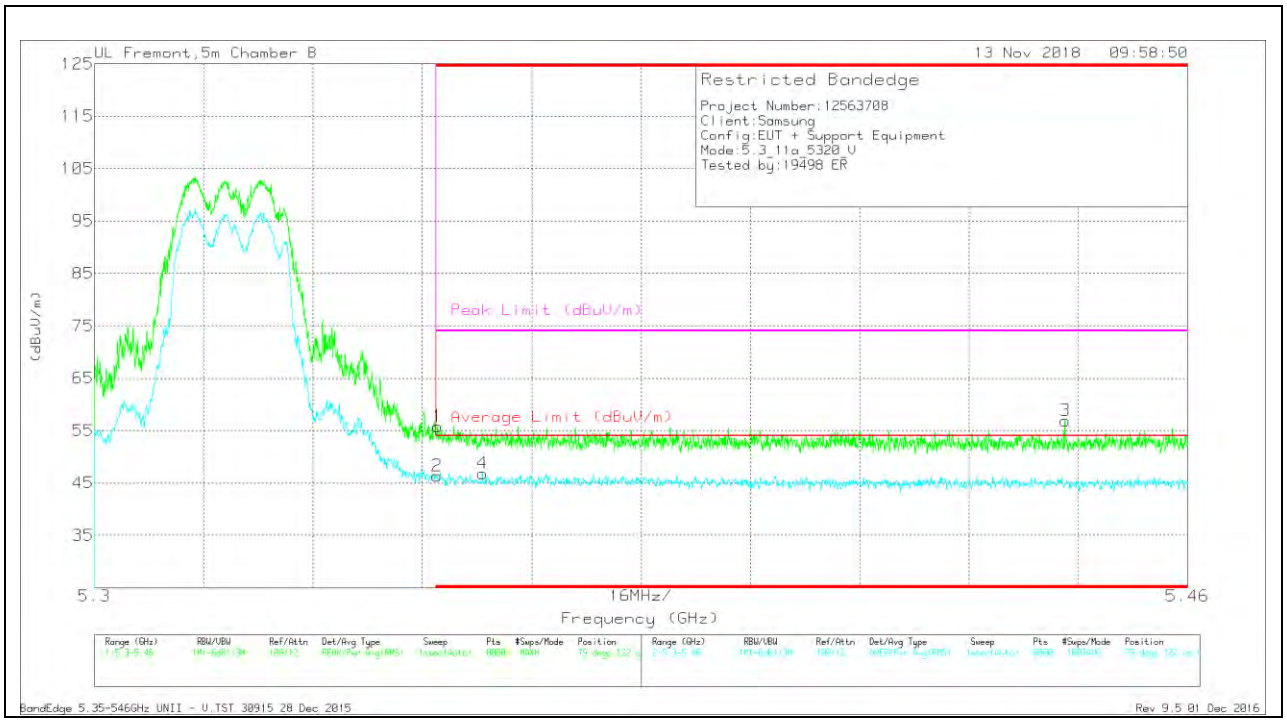

Trace Markers

Marker	Frequency (GHz)	Meter Reading (dBuV)	Det	AF T863 (dB/m)	Amp/Cbl/Fltr/Pad (dB)	DC Corr (dB)	Corrected Reading (dBuV/m)	Average Limit (dBuV/m)	Margin (dB)	Peak Limit (dBuV/m)	PK Margin (dB)	Azimuth (Degs)	Height (cm)	Polarity
1	* 5.35	38.64	Pk	35	-17.9	0	55.74	-	-	74	-18.26	79	122	V
2	* 5.35	28.85	RMS	35	-17.8	.29	46.34	54	-7.66	-	-	79	122	V
4	* 5.357	29.37	RMS	35	-17.8	.29	46.86	54	-7.14	-	-	79	122	V
3	* 5.442	39.77	Pk	35.2	-18.1	0	56.87	-	-	74	-17.13	79	122	V

* - indicates frequency in CFR47 Pt 15 / IC RSS-Restricted Band
Pk - Peak detector
RMS - RMS detection

UL VERIFICATION SERVICES INC.
47173 Benicia Street, Fremont, CA 94538; USA TEL:(510) 771-1000 FAX:(510) 661-0888
This report shall not be reproduced except in full, without the written approval of UL Verification Services Inc.

HARMONICS AND SPURIOUS EMISSIONS

LOW CHANNEL RESULTS

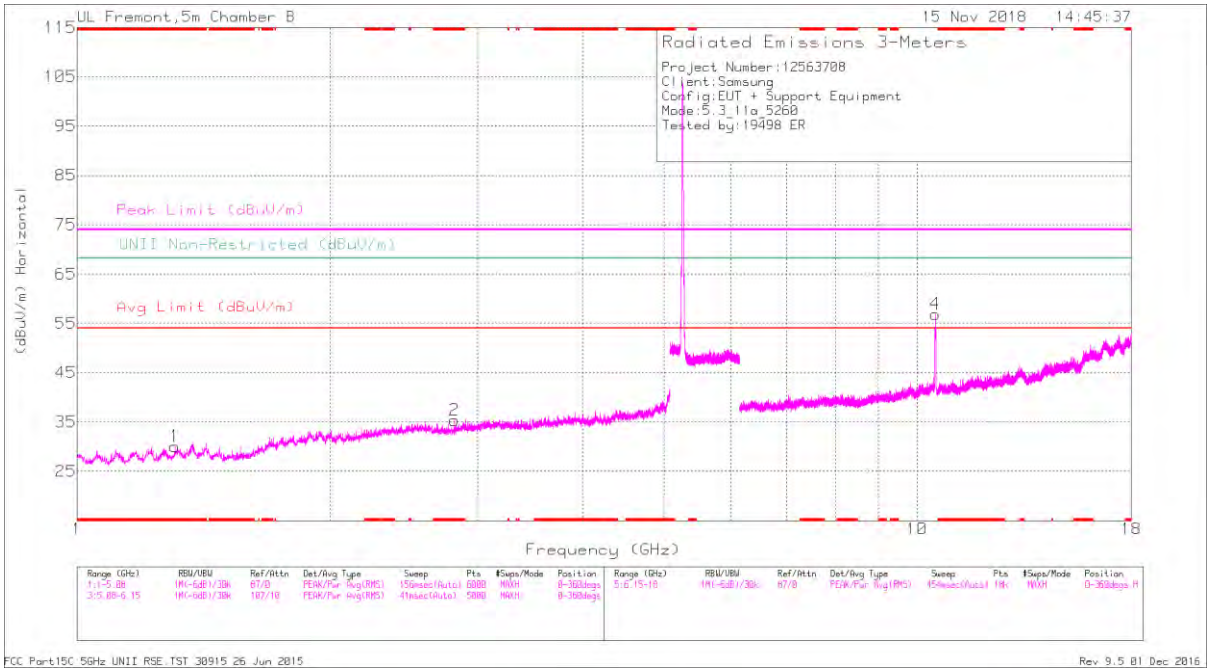

HORIZONTAL

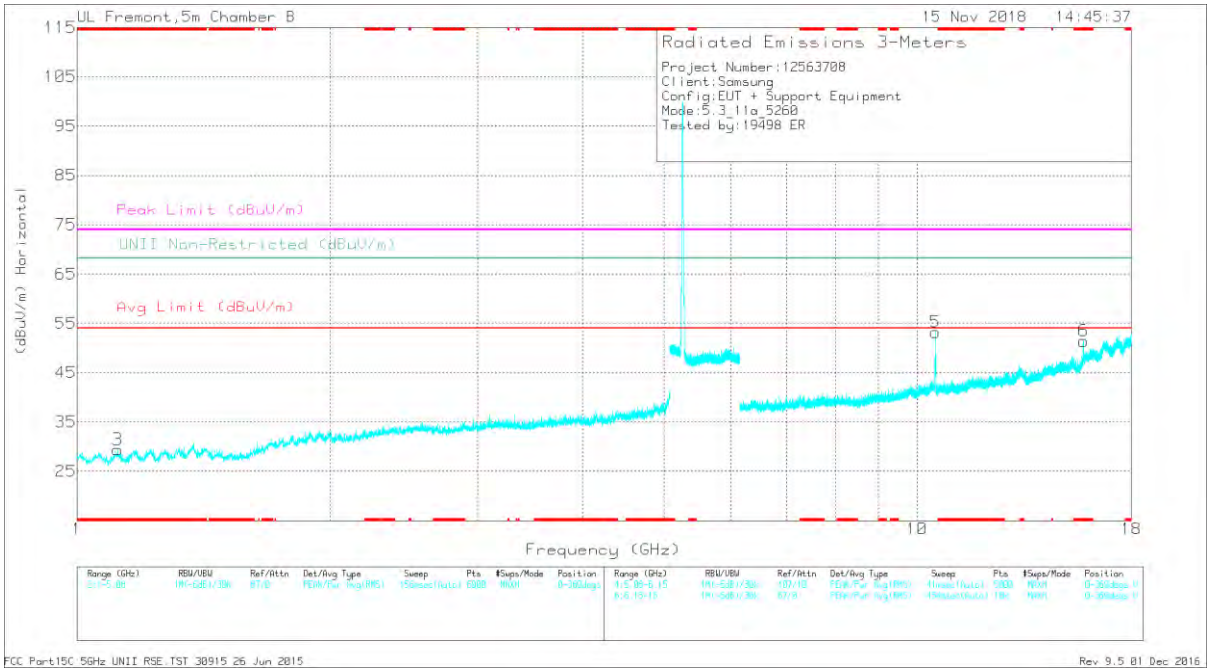

VERTICAL

UL VERIFICATION SERVICES INC.
47173 Benicia Street, Fremont, CA 94538; USA TEL:(510) 771-1000 FAX:(510) 661-0888
This report shall not be reproduced except in full, without the written approval of UL Verification Services Inc.

RADIATED EMISSIONS

Marker	Frequency (GHz)	Meter Reading (dBuV)	Det	AF T863 (dB/m)	Amp/Cbl/Fltr/Pad (dB)	DC Corr (dB)	Corrected Reading (dBuV/m)	Avg Limit (dBuV/m)	Margin (dB)	Peak Limit (dBuV/m)	PK Margin (dB)	UNII Non-Restricted (dBuV/m)	PK Margin (dB)	Azimuth (Degs)	Height (cm)	Polarity
2	* 2.815	39.81	PK-U	32.5	-32	0	40.31	-	-	74	-33.69	-	-	206	147	H
	* 2.817	28.93	ADR	32.5	-32.1	.29	29.62	54	-24.38	-	-	-	-	206	147	H
1	* 1.309	41.3	PK-U	28.4	-34	0	35.7	-	-	74	-38.3	-	-	60	252	H
	* 1.309	29.6	ADR	28.4	-34.1	.29	24.19	54	-29.81	-	-	-	-	60	252	H
3	* 1.117	41.94	PK-U	27.4	-33.9	0	35.44	-	-	74	-38.56	-	-	283	171	V
	* 1.118	30.88	ADR	27.4	-34	.29	24.57	54	-29.43	-	-	-	-	283	171	V
6	* 15.784	35.89	PK-U	42	-19	0	58.89	-	-	74	-15.11	-	-	217	379	V
	* 15.784	23.97	ADR	42	-19	.29	47.26	54	-6.74	-	-	-	-	217	379	V
5	10.515	42.72	PK-U	37.8	-23	0	57.52	-	-	-	-	68.2	-10.68	92	133	V
4	10.522	48.61	PK-U	37.8	-23.1	0	63.31	-	-	-	-	68.2	-4.89	169	105	H

* - indicates frequency in CFR47 Pt 15 / IC RSS-Restricted Band
PK-U - U-NII: Maximum Peak
ADR - U-NII AD primary method, RMS average

UL VERIFICATION SERVICES INC.
47173 Benicia Street, Fremont, CA 94538; USA TEL:(510) 771-1000 FAX:(510) 661-0888
This report shall not be reproduced except in full, without the written approval of UL Verification Services Inc.

MID CHANNEL RESULTS

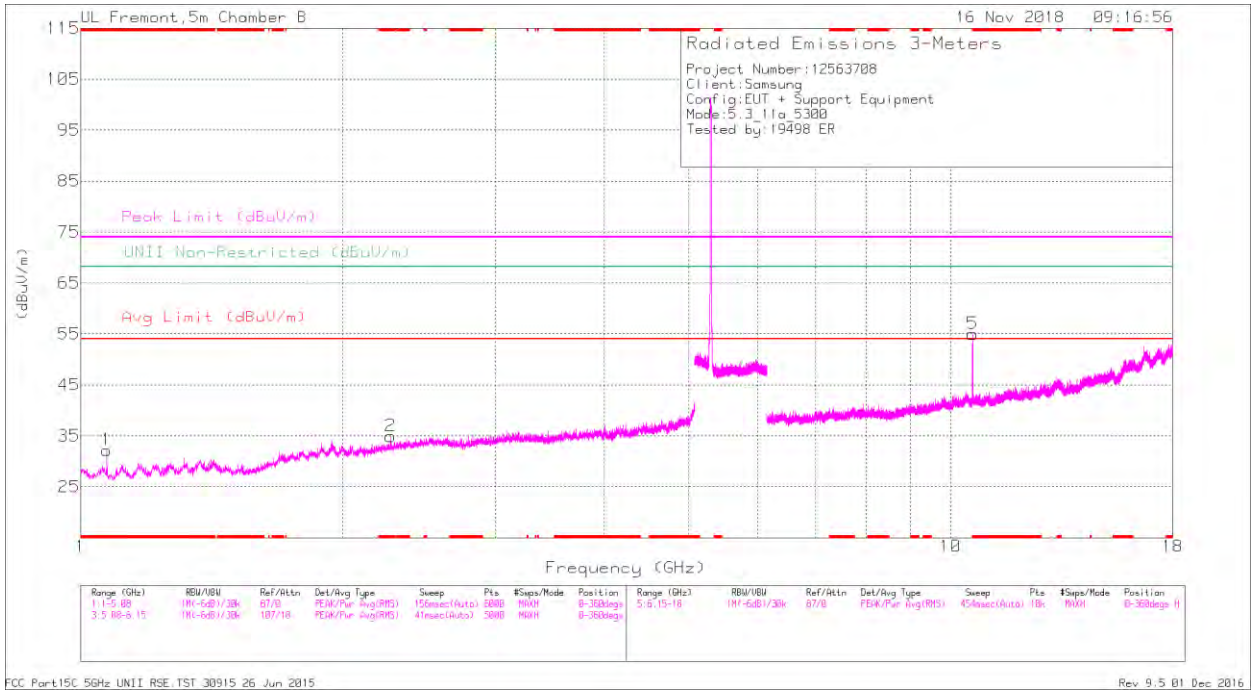

HORIZONTAL

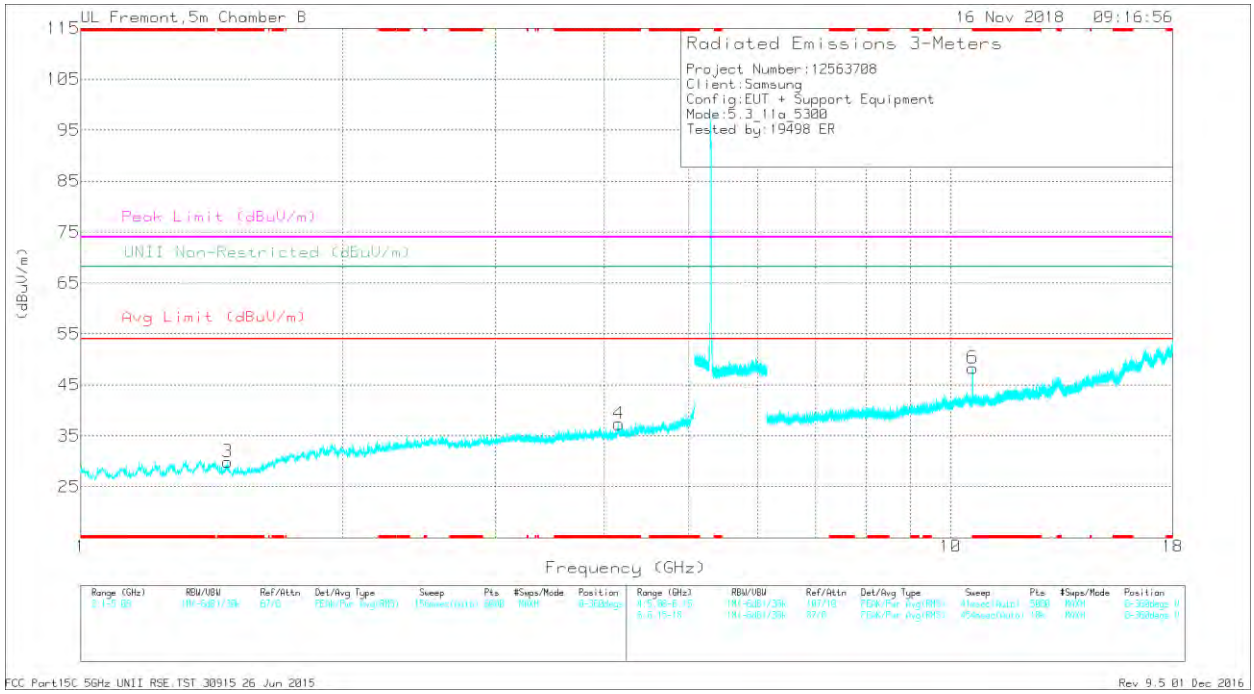

VERTICAL

UL VERIFICATION SERVICES INC.
47173 Benicia Street, Fremont, CA 94538; USA TEL:(510) 771-1000 FAX:(510) 661-0888
This report shall not be reproduced except in full, without the written approval of UL Verification Services Inc.

RADIATED EMISSIONS

Marker	Frequency (GHz)	Meter Reading (dBuV)	Det	AF T863 (dB/m)	Amp/Cbl/Fltr/Pad (dB)	DC Corr (dB)	Corrected Reading (dBuV/m)	Avg Limit (dBuV/m)	Margin (dB)	Peak Limit (dBuV/m)	PK Margin (dB)	UNII Non-Restricted (dBuV/m)	PK Margin (dB)	Azimuth (Degs)	Height (cm)	Polarity
2	* 2.273	40.39	PK-U	31.8	-32.3	0	39.89	-	-	74	-34.11	-	-	142	105	H
	* 2.271	29.19	ADR	31.8	-32.2	.29	29.08	54	-24.92	-	-	-	-	142	105	H
1	* 1.072	41.61	PK-U	27.4	-34.1	0	34.91	-	-	74	-39.09	-	-	31	228	H
	* 1.07	30.35	ADR	27.4	-34.1	.29	23.94	54	-30.06	-	-	-	-	31	228	H
4	* 4.155	38.7	PK-U	33.6	-29.1	0	43.2	-	-	74	-30.8	-	-	246	227	V
	* 4.157	27.47	ADR	33.6	-29.1	.29	32.26	54	-21.74	-	-	-	-	246	227	V
3	* 1.477	41.9	PK-U	27.9	-33.7	0	36.1	-	-	74	-37.9	-	-	119	164	V
	* 1.477	30.31	ADR	27.9	-33.7	.29	24.8	54	-29.2	-	-	-	-	119	164	V
5	* 10.602	48.3	PK-U	37.7	-23.1	0	62.9	-	-	74	-11.1	-	-	135	106	H
	* 10.601	35.39	ADR	37.7	-23.1	.29	50.28	54	-3.72	-	-	-	-	135	106	H
6	* 10.601	43.85	PK-U	37.7	-23.1	0	58.45	-	-	74	-15.55	-	-	173	264	V
	* 10.601	30.21	ADR	37.7	-23.1	.29	45.1	54	-8.9	-	-	-	-	173	264	V

* - indicates frequency in CFR47 Pt 15 / IC RSS-Restricted Band
PK-U - U-NII: Maximum Peak
ADR - U-NII AD primary method, RMS average

UL VERIFICATION SERVICES INC.
47173 Benicia Street, Fremont, CA 94538; USA TEL:(510) 771-1000 FAX:(510) 661-0888
This report shall not be reproduced except in full, without the written approval of UL Verification Services Inc.

HIGH CHANNEL RESULTS

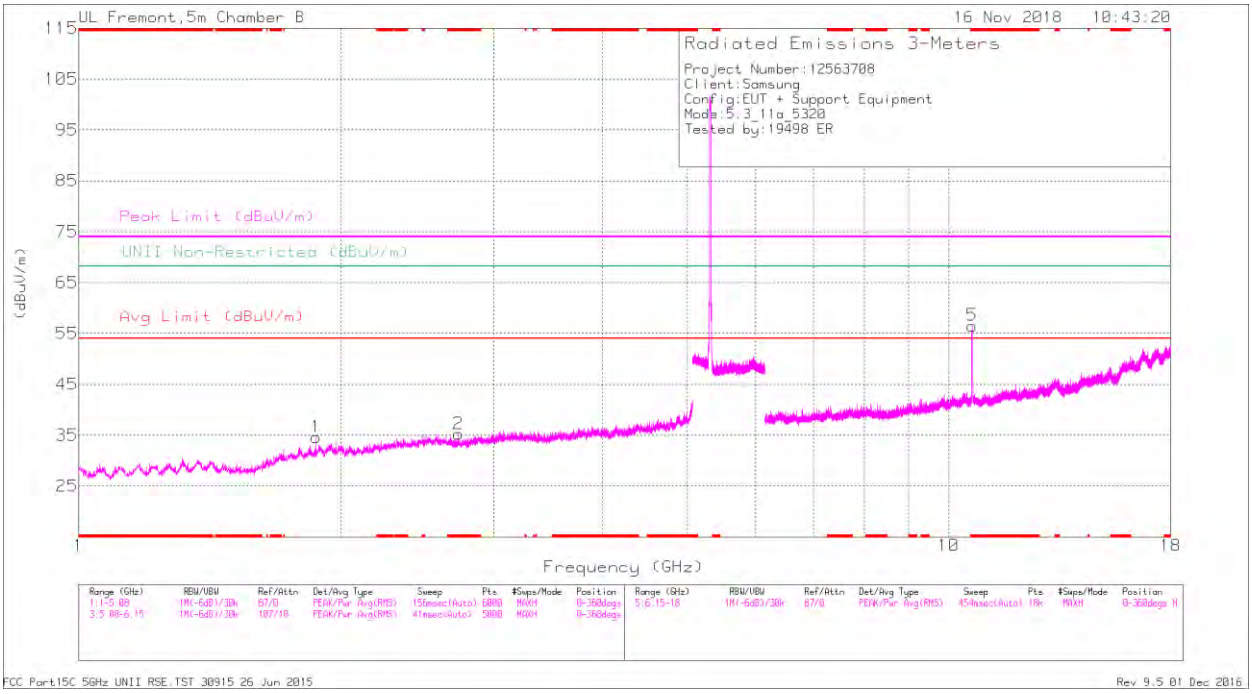

HORIZONTAL

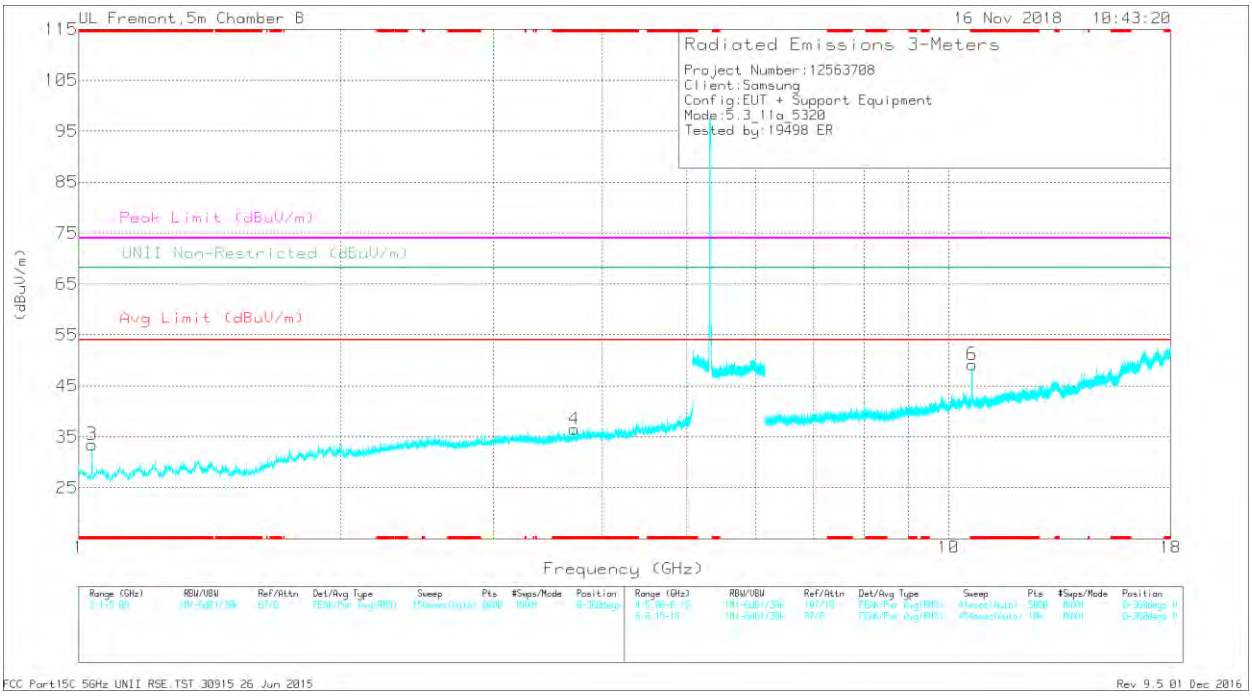

VERTICAL

UL VERIFICATION SERVICES INC.
47173 Benicia Street, Fremont, CA 94538; USA TEL:(510) 771-1000 FAX:(510) 661-0888
This report shall not be reproduced except in full, without the written approval of UL Verification Services Inc.

RADIATED EMISSIONS

Marker	Frequency (GHz)	Meter Reading (dBuV)	Det	AF T863 (dB/m)	Amp/Cbl/Fltr/Pad (dB)	DC Corr (dB)	Corrected Reading (dBuV/m)	Avg Limit (dBuV/m)	Margin (dB)	Peak Limit (dBuV/m)	PK Margin (dB)	UNII Non-Restricted (dBuV/m)	PK Margin (dB)	Azimuth (Degs)	Height (cm)	Polarity
2	* 2.731	40.53	PK-U	32.3	-32.2	0	40.63	-	-	74	-33.37	-	-	72	229	H
	* 2.732	29.19	ADR	32.3	-32.2	.29	29.58	54	-24.42	-	-	-	-	72	229	H
4	* 3.715	39.57	PK-U	33.3	-30.8	0	42.07	-	-	74	-31.93	-	-	183	131	V
	* 3.716	28.83	ADR	33.3	-30.8	.29	31.62	54	-22.38	-	-	-	-	183	131	V
3	* 1.036	41.35	PK-U	27.5	-34.5	0	34.35	-	-	74	-39.65	-	-	267	263	V
	* 1.036	29.91	ADR	27.5	-34.5	.29	23.2	54	-30.8	-	-	-	-	267	263	V
5	* 10.641	47.42	PK-U	37.8	-22.6	0	62.62	-	-	74	-11.38	-	-	120	108	H
	* 10.64	35.33	ADR	37.8	-22.6	.29	50.82	54	-3.18	-	-	-	-	120	108	H
6	* 10.634	40.72	PK-U	37.8	-22.6	0	55.92	-	-	74	-18.08	-	-	89	108	V
	* 10.64	29.11	ADR	37.8	-22.6	.29	44.6	54	-9.4	-	-	-	-	89	108	V
1	1.875	40.89	PK-U	31	-33.1	0	38.79	-	-	-	-	68.2	-29.41	193	198	H

* - indicates frequency in CFR47 Pt 15 / IC RSS-Restricted Band
PK-U - U-NII: Maximum Peak
ADR - U-NII AD primary method, RMS average

UL VERIFICATION SERVICES INC.
47173 Benicia Street, Fremont, CA 94538; USA TEL:(510) 771-1000 FAX:(510) 661-0888
This report shall not be reproduced except in full, without the written approval of UL Verification Services Inc.

9.1.9. TX ABOVE 1 GHz 802.11n HT20 MODE IN THE 5.3 GHz BAND

2TX Antenna 1 + Antenna 2 CDD MODE

BANDEDGE (HIGH CHANNEL)

HORIZONTAL RESULT

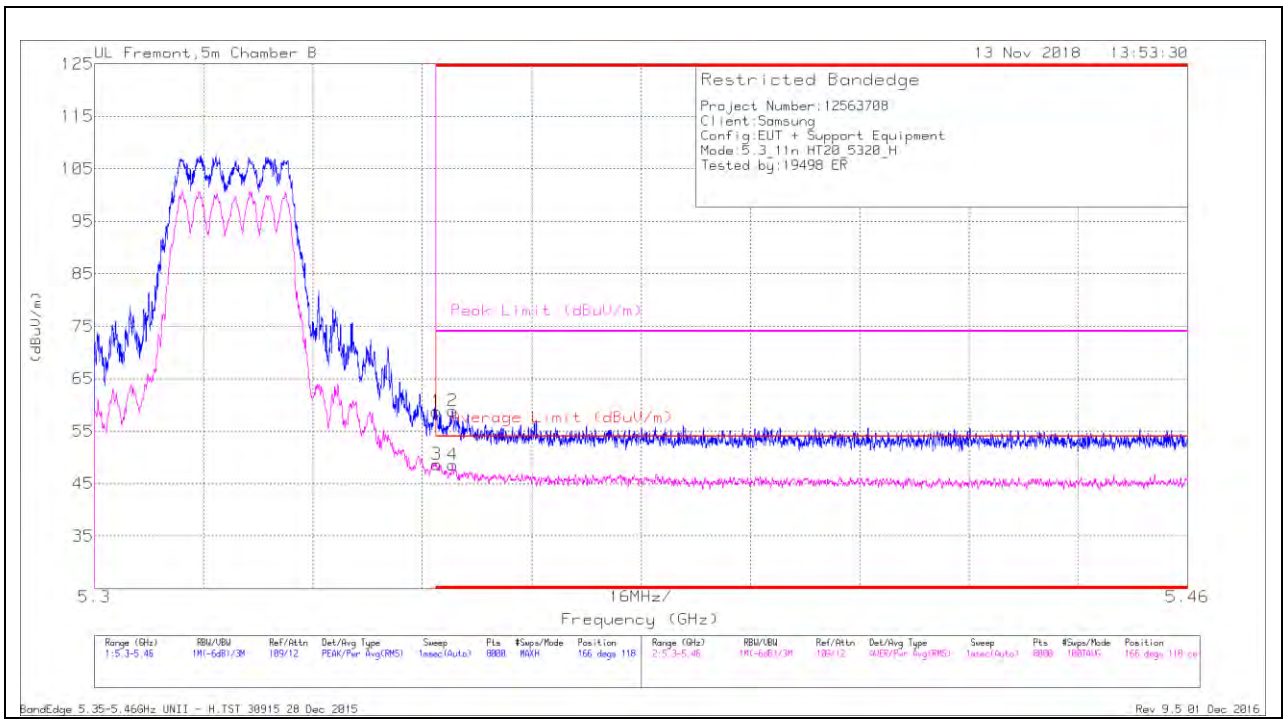

Trace Markers

Marker	Frequency (GHz)	Meter Reading (dBuV)	Det	AF T863 (dB/m)	Amp/Cbl/Fltr/Pad (dB)	DC Corr (dB)	Corrected Reading (dBuV/m)	Average Limit (dBuV/m)	Margin (dB)	Peak Limit (dBuV/m)	PK Margin (dB)	Azimuth (Degs)	Height (cm)	Polarity
1	* 5.35	41.5	Pk	35	-17.8	0	58.7	-	-	74	-15.3	166	118	H
3	* 5.35	31.18	RMS	35	-17.8	.3	48.68	54	-5.32	-	-	166	118	H
2	* 5.352	41.78	Pk	35	-17.9	0	58.88	-	-	74	-15.12	166	118	H
4	* 5.352	31.2	RMS	35	-17.9	.3	48.6	54	-5.4	-	-	166	118	H

* - indicates frequency in CFR47 Pt 15 / IC RSS-Restricted Band
Pk - Peak detector
RMS - RMS detection

UL VERIFICATION SERVICES INC.
47173 Benicia Street, Fremont, CA 94538; USA TEL:(510) 771-1000 FAX:(510) 661-0888
This report shall not be reproduced except in full, without the written approval of UL Verification Services Inc.

VERTICAL RESULT

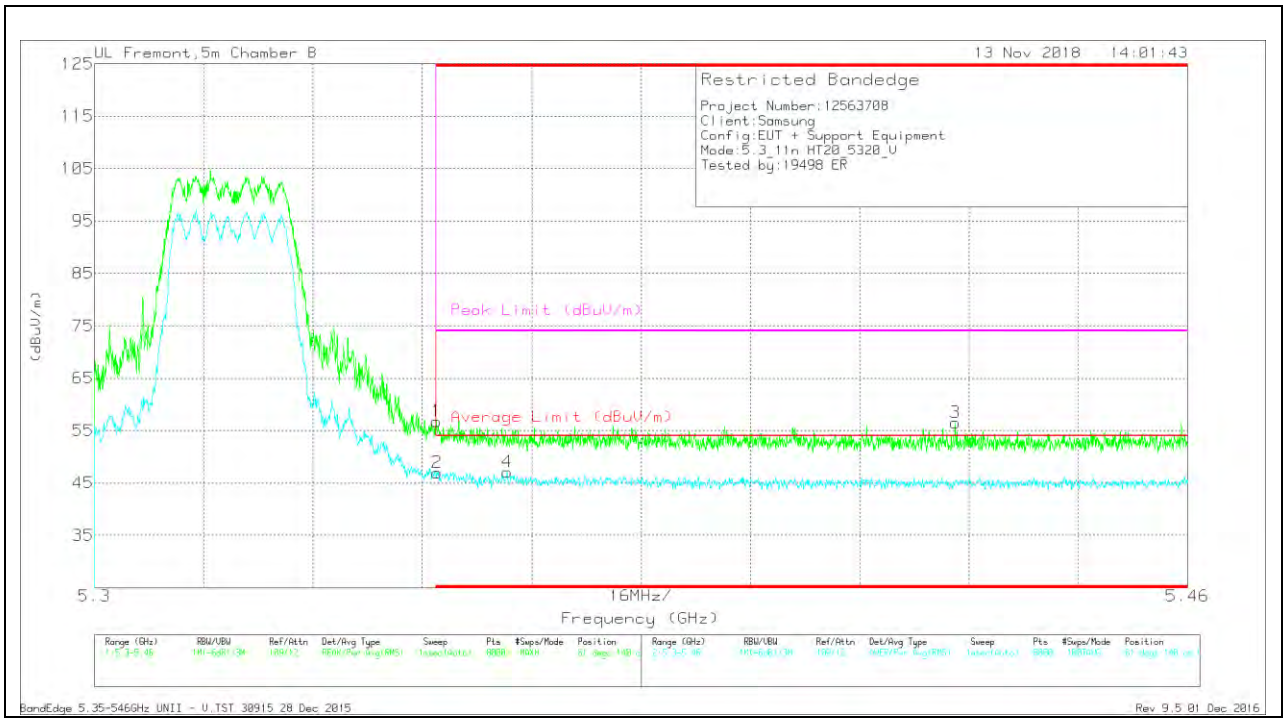

Trace Markers

Marker	Frequency (GHz)	Meter Reading (dBuV)	Det	AF T863 (dB/m)	Amp/Cbl/Fltr/Pad (dB)	DC Corr (dB)	Corrected Reading (dBuV/m)	Average Limit (dBuV/m)	Margin (dB)	Peak Limit (dBuV/m)	PK Margin (dB)	Azimuth (Degs)	Height (cm)	Polarity
1	* 5.35	39.53	Pk	35	-17.8	0	56.73	-	-	74	-17.27	61	140	V
2	* 5.35	29.48	RMS	35	-17.8	.3	46.98	54	-7.02	-	-	61	140	V
4	* 5.36	29.58	RMS	35.1	-17.9	.3	47.08	54	-6.92	-	-	61	140	V
3	* 5.426	39.35	Pk	35.2	-18	0	56.55	-	-	74	-17.45	61	140	V

* - indicates frequency in CFR47 Pt 15 / IC RSS-Restricted Band
Pk - Peak detector
RMS - RMS detection

UL VERIFICATION SERVICES INC.
47173 Benicia Street, Fremont, CA 94538; USA TEL:(510) 771-1000 FAX:(510) 661-0888
This report shall not be reproduced except in full, without the written approval of UL Verification Services Inc.

HARMONICS AND SPURIOUS EMISSIONS

LOW CHANNEL RESULTS

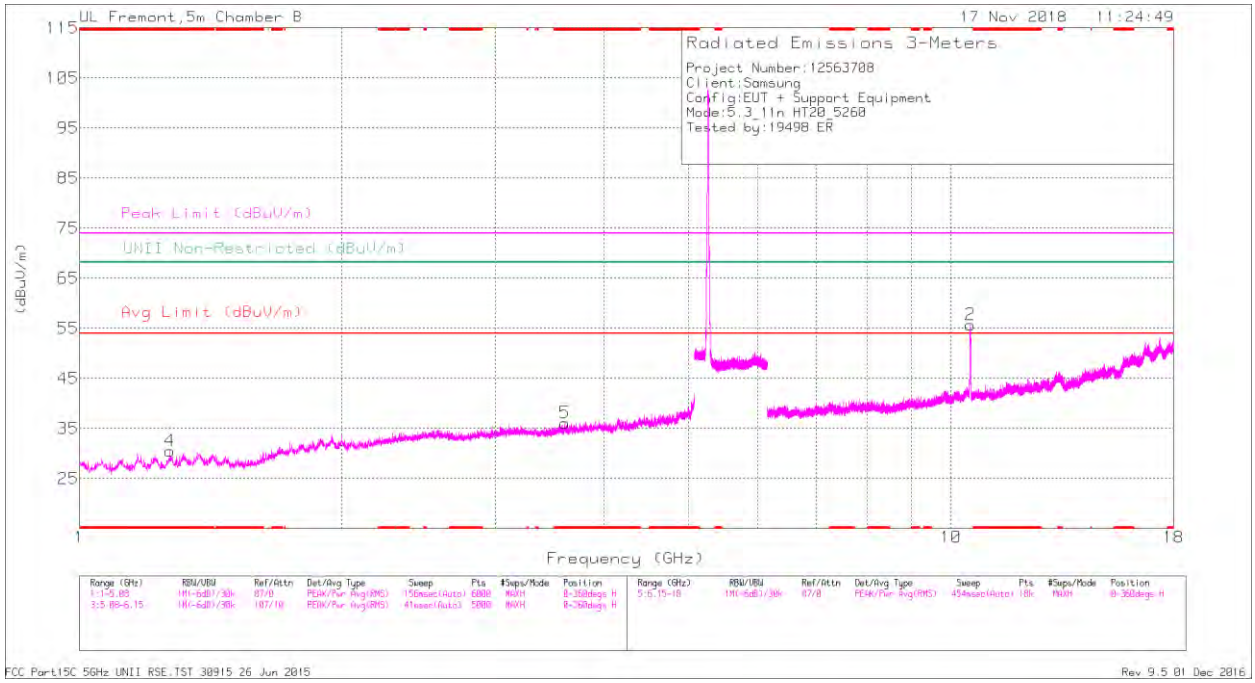

HORIZONTAL

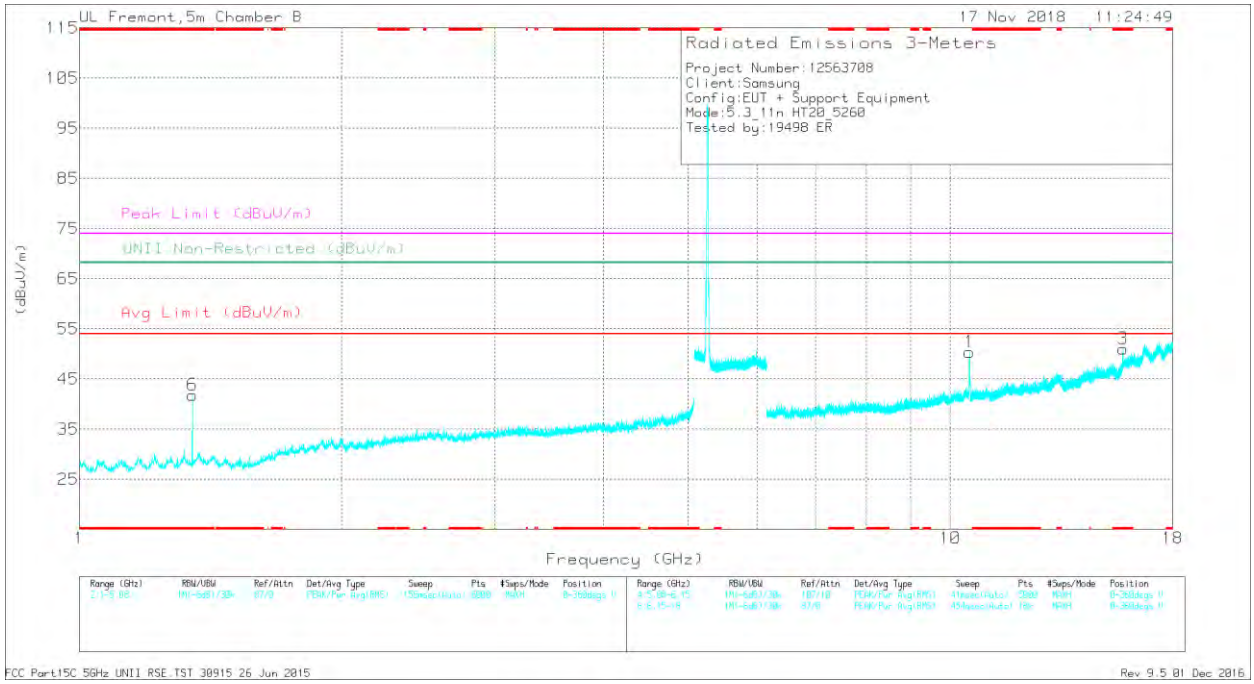

VERTICAL

UL VERIFICATION SERVICES INC.
47173 Benicia Street, Fremont, CA 94538; USA TEL:(510) 771-1000 FAX:(510) 661-0888
This report shall not be reproduced except in full, without the written approval of UL Verification Services Inc.

RADIATED EMISSIONS

Marker	Frequency (GHz)	Meter Reading (dBuV)	Det	AF T863 (dB/m)	Amp/Cbl/Fltr/Pad (dB)	DC Corr (dB)	Corrected Reading (dBuV/m)	Avg Limit (dBuV/m)	Margin (dB)	Peak Limit (dBuV/m)	PK Margin (dB)	UNII Non-Restricted (dBuV/m)	PK Margin (dB)	Azimuth (Degs)	Height (cm)	Polarity
5	* 3.603	40.24	PK-U	33.3	-31.2	0	42.34	-	-	74	-31.66	-	-	174	180	H
	* 3.603	28.75	ADR	33.3	-31.2	.3	31.15	54	-22.85	-	-	-	-	174	180	H
4	* 1.271	42.32	PK-U	28.4	-34.3	0	36.42	-	-	74	-37.58	-	-	63	256	H
	* 1.271	30.78	ADR	28.4	-34.3	.3	25.18	54	-28.82	-	-	-	-	63	256	H
6	* 1.346	40.36	PK-U	28.5	-33.5	0	35.36	-	-	74	-38.64	-	-	241	154	V
	* 1.346	28.73	ADR	28.5	-33.5	.3	24.03	54	-29.97	-	-	-	-	241	154	V
3	* 15.777	36.62	PK-U	42	-19.1	0	59.52	-	-	74	-14.48	-	-	156	104	V
	* 15.777	23.09	ADR	42	-19.1	.3	46.29	54	-7.71	-	-	-	-	156	104	V
1	10.515	42.06	PK-U	37.8	-23	0	56.86	-	-	-	-	68.2	-11.34	99	106	V
2	10.53	48.02	PK-U	37.8	-23.2	0	62.62	-	-	-	-	68.2	-5.58	143	102	H

* - indicates frequency in CFR47 Pt 15 / IC RSS-Restricted Band
PK-U - U-NII: Maximum Peak
ADR - U-NII AD primary method, RMS average

UL VERIFICATION SERVICES INC.
47173 Benicia Street, Fremont, CA 94538; USA TEL:(510) 771-1000 FAX:(510) 661-0888
This report shall not be reproduced except in full, without the written approval of UL Verification Services Inc.

MID CHANNEL RESULTS

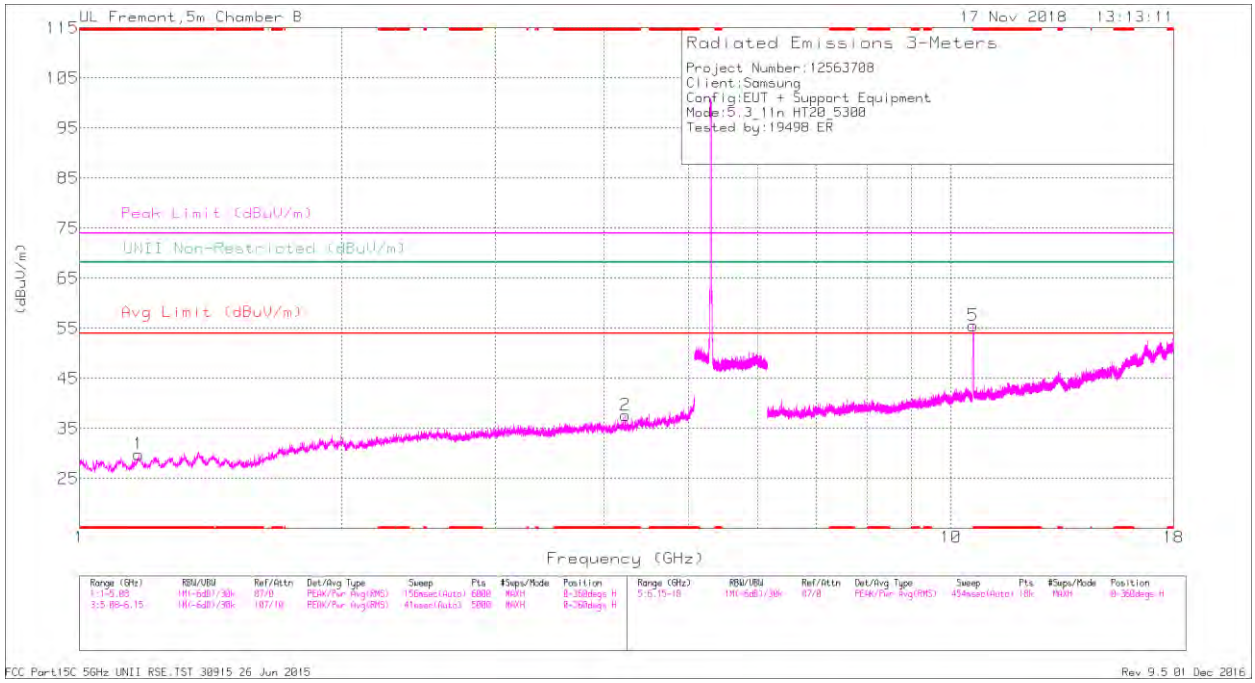

HORIZONTAL

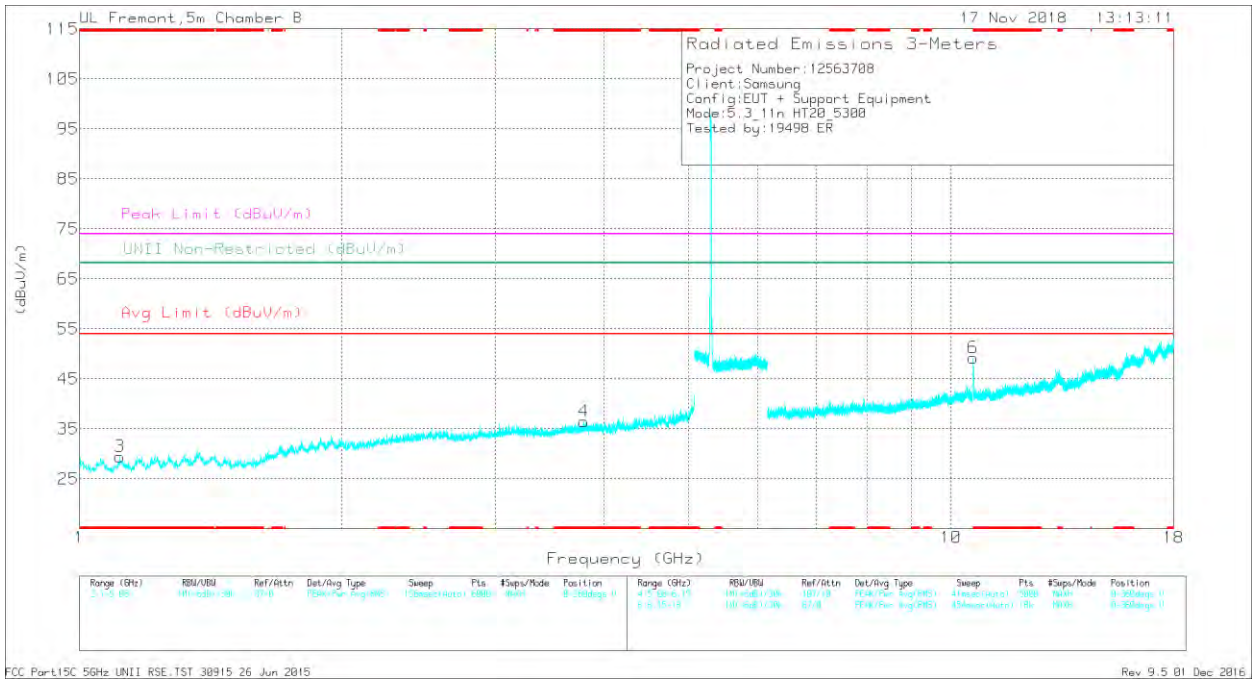

VERTICAL

UL VERIFICATION SERVICES INC.
47173 Benicia Street, Fremont, CA 94538; USA TEL:(510) 771-1000 FAX:(510) 661-0888
This report shall not be reproduced except in full, without the written approval of UL Verification Services Inc.

RADIATED EMISSIONS

Marker	Frequency (GHz)	Meter Reading (dBuV)	Det	AF T863 (dB/m)	Amp/Cbl/Fltr/Pad (dB)	DC Corr (dB)	Corrected Reading (dBuV/m)	Avg Limit (dBuV/m)	Margin (dB)	Peak Limit (dBuV/m)	PK Margin (dB)	UNII Non-Restricted (dBuV/m)	PK Margin (dB)	Azimuth (Degs)	Height (cm)	Polarity
2	* 4.229	39.77	PK-U	33.6	-30.2	0	43.17	-	-	74	-30.83	-	-	42	257	H
	* 4.229	27.9	ADR	33.6	-30.2	.3	31.6	54	-22.4	-	-	-	-	42	257	H
1	* 1.169	42.27	PK-U	27.9	-34.1	0	36.07	-	-	74	-37.93	-	-	223	130	H
	* 1.169	30.9	ADR	27.9	-34.1	.3	25	54	-29	-	-	-	-	223	130	H
4	* 3.793	40.58	PK-U	33.4	-30.5	0	43.48	-	-	74	-30.52	-	-	189	105	V
	* 3.793	28.42	ADR	33.4	-30.5	.3	31.62	54	-22.38	-	-	-	-	189	105	V
3	* 1.112	42.36	PK-U	27.3	-33.9	0	35.76	-	-	74	-38.24	-	-	117	160	V
	* 1.112	30.58	ADR	27.3	-33.9	.3	24.28	54	-29.72	-	-	-	-	117	160	V
5	* 10.601	48.41	PK-U	37.7	-23.1	0	63.01	-	-	74	-10.99	-	-	150	122	H
	* 10.601	35.79	ADR	37.7	-23.1	.3	50.69	54	-3.31	-	-	-	-	150	122	H
6	* 10.6	43.68	PK-U	37.7	-23.1	0	58.28	-	-	74	-15.72	-	-	96	105	V
	* 10.6	30.39	ADR	37.7	-23.1	.3	45.29	54	-8.71	-	-	-	-	96	105	V

* - indicates frequency in CFR47 Pt 15 / IC RSS-Restricted Band
PK-U - U-NII: Maximum Peak
ADR - U-NII AD primary method, RMS average

UL VERIFICATION SERVICES INC.
47173 Benicia Street, Fremont, CA 94538; USA TEL:(510) 771-1000 FAX:(510) 661-0888
This report shall not be reproduced except in full, without the written approval of UL Verification Services Inc.

HIGH CHANNEL RESULTS

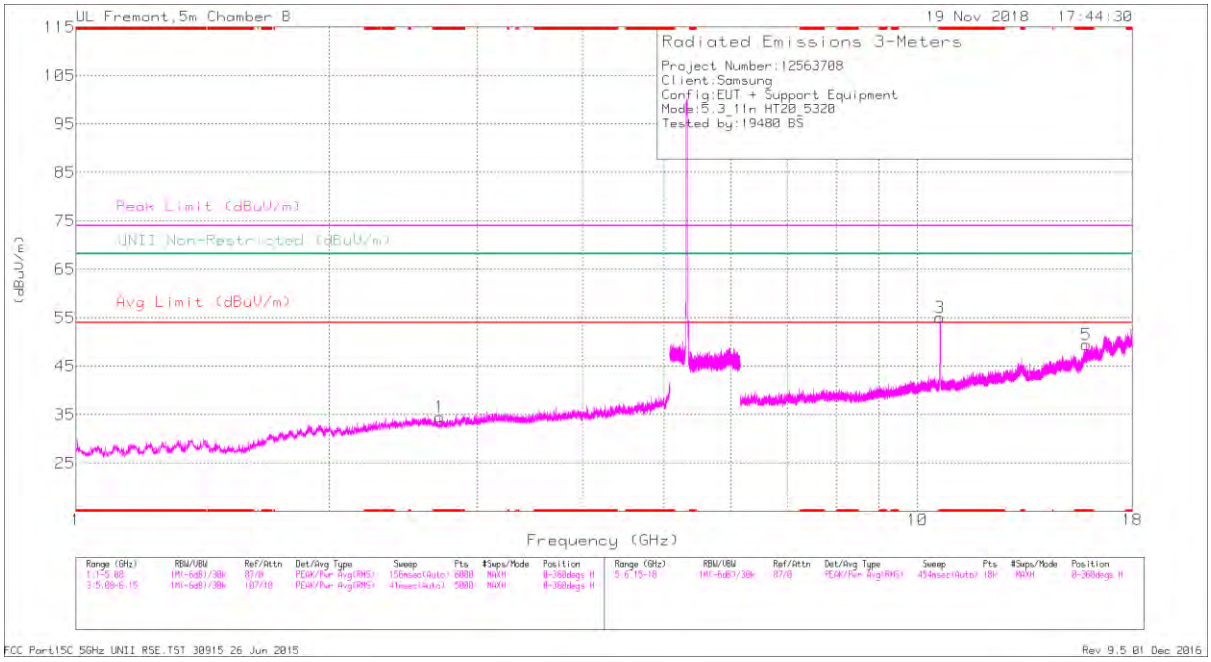

HORIZONTAL

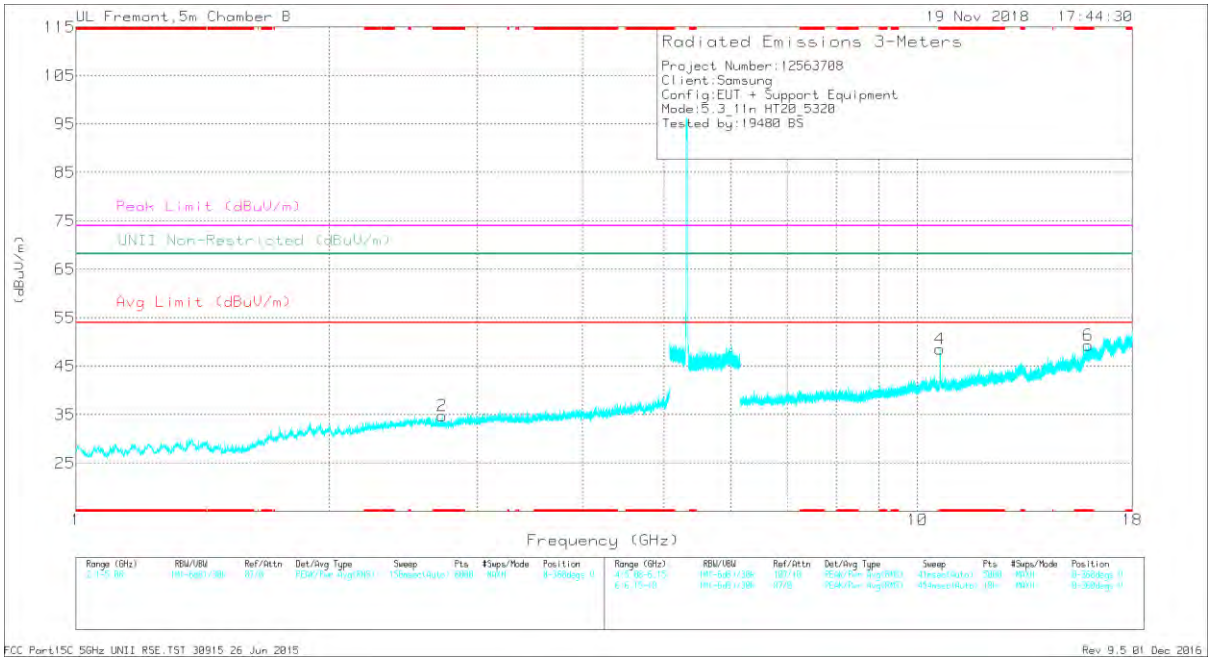

VERTICAL

UL VERIFICATION SERVICES INC.
47173 Benicia Street, Fremont, CA 94538; USA TEL:(510) 771-1000 FAX:(510) 661-0888

This report shall not be reproduced except in full, without the written approval of UL Verification Services Inc.

RADIATED EMISSIONS

Marker	Frequency (GHz)	Meter Reading (dBuV)	Det	AF T863 (dB/m)	Amp/Cbl/Fltr/Pad (dB)	DC Corr (dB)	Corrected Reading (dBuV/m)	Avg Limit (dBuV/m)	Margin (dB)	Peak Limit (dBuV/m)	PK Margin (dB)	UNII Non-Restricted (dBuV/m)	PK Margin (dB)	Azimuth (Degs)	Height (cm)	Polarity
1	* 2.705	40.22	PK-U	32.3	-32	0	40.52	-	-	74	-33.48	-	-	215	289	H
	* 2.706	27.93	ADR	32.3	-32	.3	28.53	54	-25.47	-	-	-	-	215	289	H
2	* 2.721	40.87	PK-U	32.3	-32.1	0	41.07	-	-	74	-32.93	-	-	22	395	V
	* 2.723	28.36	ADR	32.3	-32.1	.3	28.86	54	-25.14	-	-	-	-	22	395	V
3	* 10.639	46.85	PK-U	37.8	-22.6	0	62.05	-	-	74	-11.95	-	-	155	120	H
	* 10.641	34.29	ADR	37.8	-22.6	.3	49.79	54	-4.21	-	-	-	-	155	120	H
5	* 15.868	30.47	PK-U	42.2	-18.1	0	54.57	-	-	74	-19.43	-	-	355	120	H
	* 15.868	17.02	ADR	42.2	-18.1	.3	41.42	54	-12.58	-	-	-	-	355	120	H
4	* 10.64	40.77	PK-U	37.8	-22.6	0	55.97	-	-	74	-18.03	-	-	89	102	V
	* 10.64	28.58	ADR	37.8	-22.6	.3	44.08	54	-9.92	-	-	-	-	89	102	V
6	* 15.959	30.68	PK-U	42.4	-18.7	0	54.38	-	-	74	-19.62	-	-	248	324	V
	* 15.961	17.96	ADR	42.4	-18.7	.3	41.96	54	-12.04	-	-	-	-	248	324	V

* - indicates frequency in CFR47 Pt 15 / IC RSS-Restricted Band
PK-U - U-NII: Maximum Peak
ADR - U-NII AD primary method, RMS average

UL VERIFICATION SERVICES INC.
47173 Benicia Street, Fremont, CA 94538; USA TEL:(510) 771-1000 FAX:(510) 661-0888
This report shall not be reproduced except in full, without the written approval of UL Verification Services Inc.

9.1.10. TX ABOVE 1 GHz 802.11n HT40 MODE IN THE 5.3 GHz BAND

2TX Antenna 1 + Antenna 2 CDD MODE

BANDEDGE (HIGH CHANNEL)

HORIZONTAL RESULT

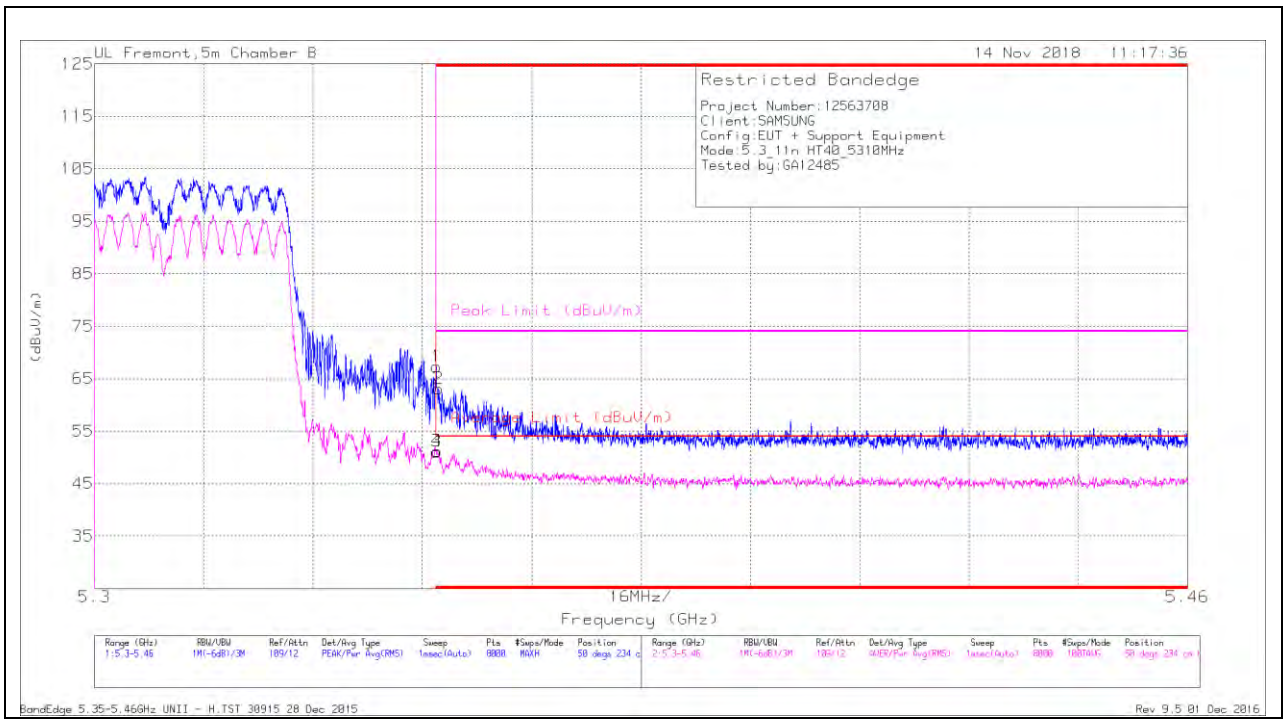

Trace Markers

Marker	Frequency (GHz)	Meter Reading (dBuV)	Det	AF T863 (dB/m)	Amp/Cbl/Fltr/Pad (dB)	DC Corr (dB)	Corrected Reading (dBuV/m)	Average Limit (dBuV/m)	Margin (dB)	Peak Limit (dBuV/m)	PK Margin (dB)	Azimuth (Degs)	Height (cm)	Polarity
1	* 5.35	50.15	Pk	35	-17.8	0	67.35	-	-	74	-6.65	50	234	H
2	* 5.35	45.98	Pk	35	-17.9	0	63.08	-	-	74	-10.92	50	234	H
3	* 5.35	33.29	RMS	35	-17.8	.61	51.1	54	-2.9	-	-	50	234	H
4	* 5.35	33.4	RMS	35	-17.8	.61	51.21	54	-2.79	-	-	50	234	H

* - indicates frequency in CFR47 Pt 15 / IC RSS-Restricted Band
Pk - Peak detector
RMS - RMS detection

UL VERIFICATION SERVICES INC.
47173 Benicia Street, Fremont, CA 94538; USA TEL:(510) 771-1000 FAX:(510) 661-0888
This report shall not be reproduced except in full, without the written approval of UL Verification Services Inc.

VERTICAL RESULT

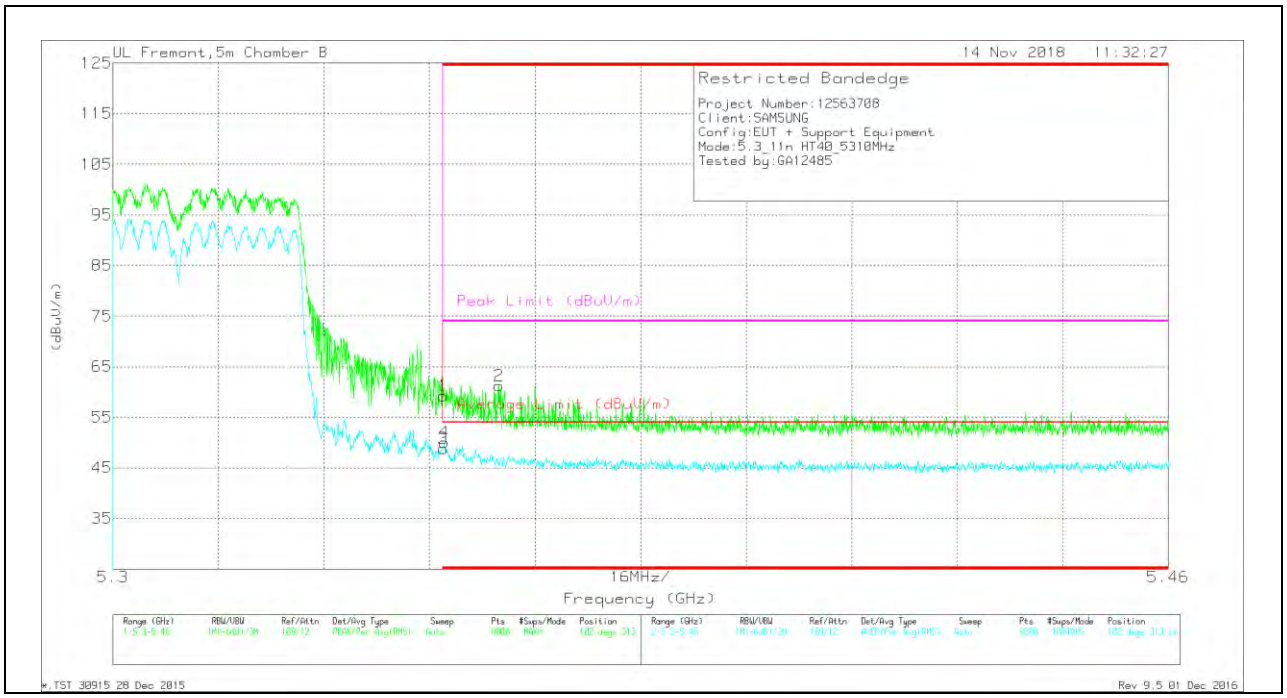

Trace Markers

Marker	Frequency (GHz)	Meter Reading (dBuV)	Det	AF T863 (dB/m)	Amp/Cbl/Fltr/Pad (dB)	DC Corr (dB)	Corrected Reading (dBuV/m)	Average Limit (dBuV/m)	Margin (dB)	Peak Limit (dBuV/m)	PK Margin (dB)	Azimuth (Degs)	Height (cm)	Polarity
1	* 5.35	42.04	Pk	35	-17.8	0	59.24	-	-	74	-14.76	102	313	V
2	* 5.358	44.18	Pk	35	-18	0	61.18	-	-	74	-12.82	102	313	V
3	* 5.35	30.95	RMS	35	-17.8	.61	48.76	54	-5.24	-	-	102	313	V
4	* 5.35	32.34	RMS	35	-17.9	.61	50.05	54	-3.95	-	-	102	313	V

* - indicates frequency in CFR47 Pt 15 / IC RSS-Restricted Band
Pk - Peak detector
RMS - RMS detection

UL VERIFICATION SERVICES INC.
47173 Benicia Street, Fremont, CA 94538; USA TEL:(510) 771-1000 FAX:(510) 661-0888
This report shall not be reproduced except in full, without the written approval of UL Verification Services Inc.

HARMONICS AND SPURIOUS EMISSIONS

LOW CHANNEL RESULTS

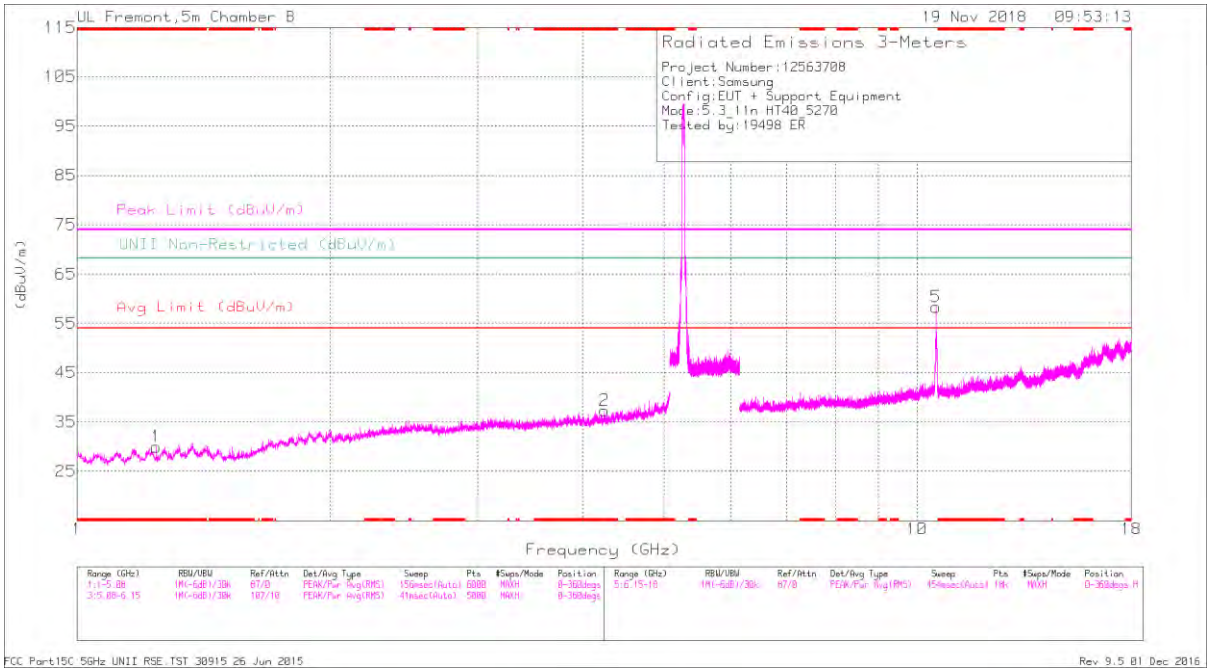

HORIZONTAL

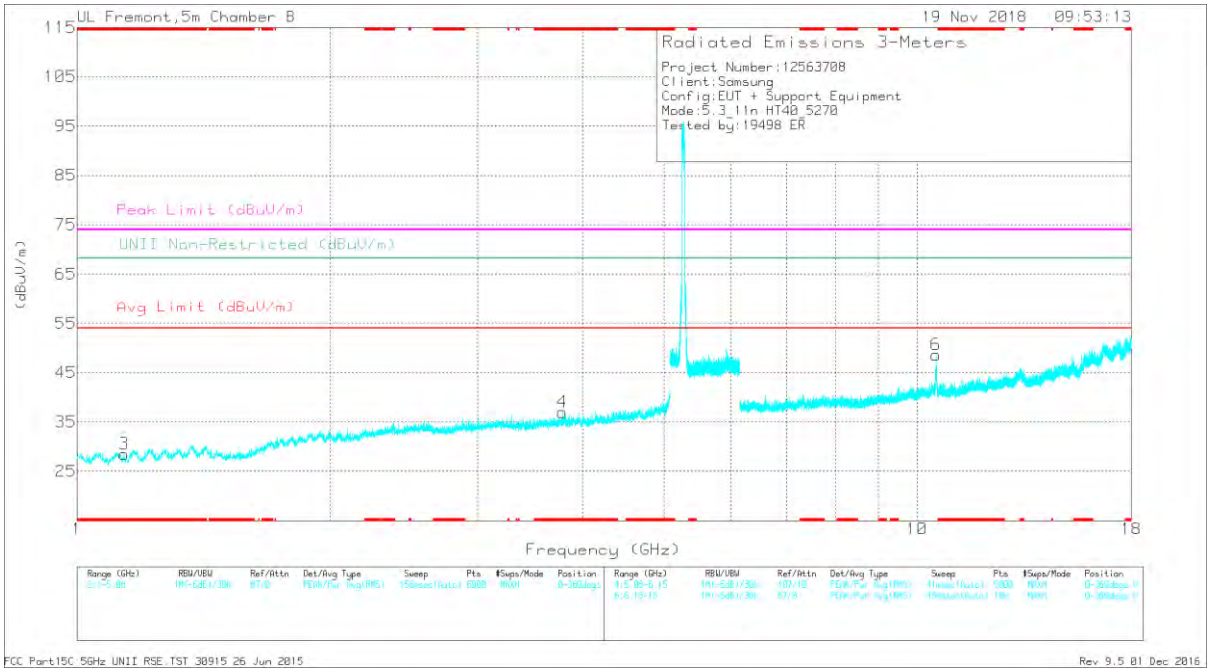

VERTICAL

UL VERIFICATION SERVICES INC.
47173 Benicia Street, Fremont, CA 94538; USA TEL:(510) 771-1000 FAX:(510) 661-0888
This report shall not be reproduced except in full, without the written approval of UL Verification Services Inc.

RADIATED EMISSIONS

Marker	Frequency (GHz)	Meter Reading (dBuV)	Det	AF T863 (dB/m)	Amp/Cbl/Fltr/Pad (dB)	DC Corr (dB)	Corrected Reading (dBuV/m)	Avg Limit (dBuV/m)	Margin (dB)	Peak Limit (dBuV/m)	PK Margin (dB)	UNII Non-Restricted (dBuV/m)	PK Margin (dB)	Azimuth (Degs)	Height (cm)	Polarity
2	* 4.243	39.56	PK-U	33.6	-30.5	0	42.66	-	-	74	-31.34	-	-	145	186	H
	* 4.244	28.23	ADR	33.6	-30.5	.61	31.94	54	-22.06	-	-	-	-	145	186	H
1	* 1.24	41.38	PK-U	28.3	-34.3	0	35.38	-	-	74	-38.62	-	-	270	125	H
	* 1.24	28.95	ADR	28.3	-34.3	.61	23.56	54	-30.44	-	-	-	-	270	125	H
4	* 3.787	39.66	PK-U	33.4	-30.6	0	42.46	-	-	74	-31.54	-	-	250	175	V
	* 3.787	28.13	ADR	33.4	-30.6	.61	31.54	54	-22.46	-	-	-	-	250	175	V
3	* 1.138	41.04	PK-U	27.6	-33.9	0	34.74	-	-	74	-39.26	-	-	313	269	V
	* 1.136	29.38	ADR	27.6	-33.9	.61	23.69	54	-30.31	-	-	-	-	313	269	V
6	10.538	40.82	PK-U	37.8	-23.2	0	55.42	-	-	-	-	68.2	-12.78	174	215	V
5	10.539	45.9	PK-U	37.8	-23.2	0	60.5	-	-	-	-	68.2	-7.7	185	231	H

* - indicates frequency in CFR47 Pt 15 / IC RSS-Restricted Band
PK-U - U-NII: Maximum Peak
ADR - U-NII AD primary method, RMS average

UL VERIFICATION SERVICES INC.
47173 Benicia Street, Fremont, CA 94538; USA TEL:(510) 771-1000 FAX:(510) 661-0888
This report shall not be reproduced except in full, without the written approval of UL Verification Services Inc.

HIGH CHANNEL RESULTS

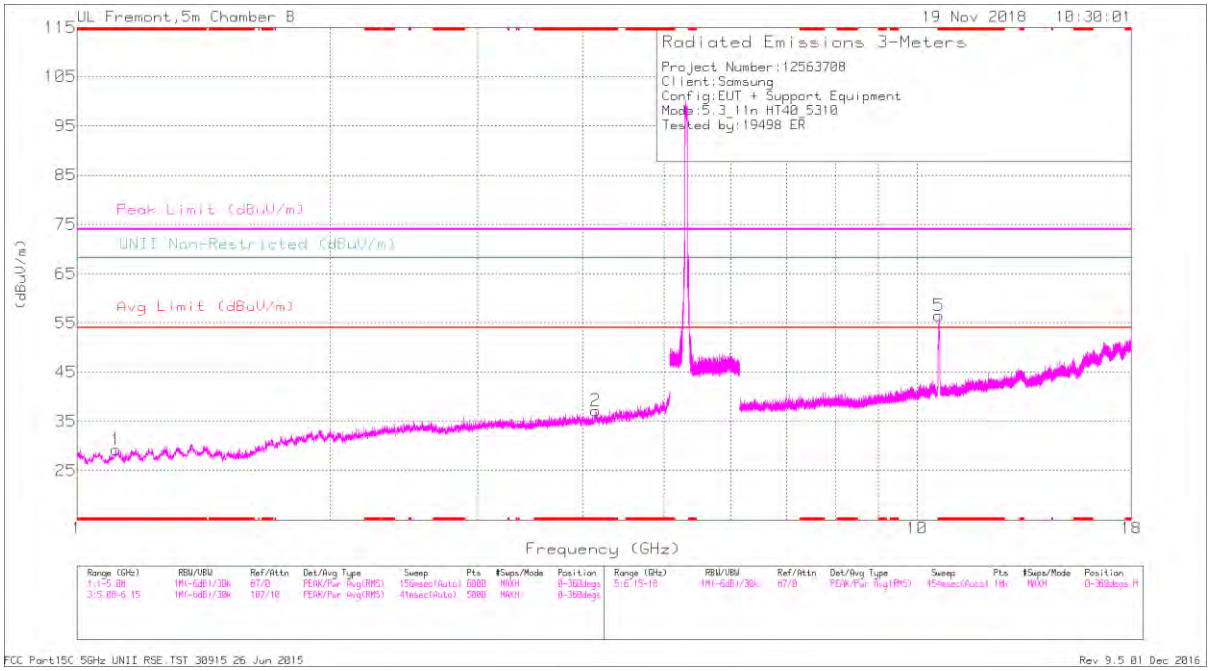

HORIZONTAL

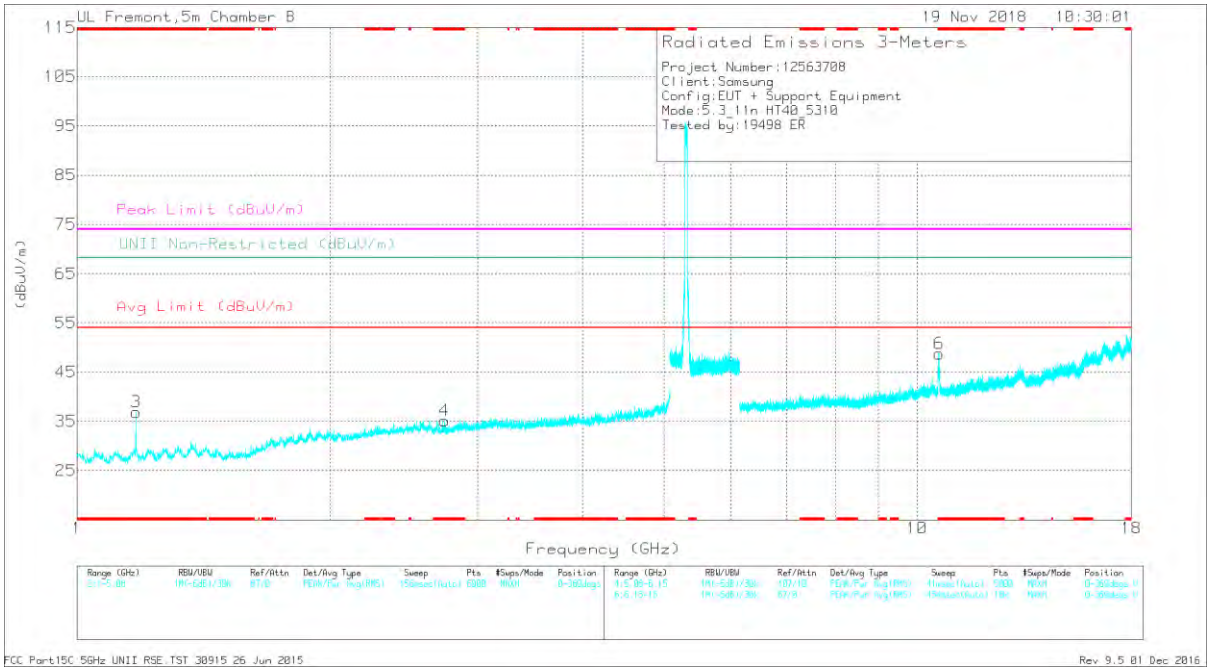

VERTICAL

UL VERIFICATION SERVICES INC.
47173 Benicia Street, Fremont, CA 94538; USA TEL:(510) 771-1000 FAX:(510) 661-0888
This report shall not be reproduced except in full, without the written approval of UL Verification Services Inc.

RADIATED EMISSIONS

Marker	Frequency (GHz)	Meter Reading (dBuV)	Det	AF T863 (dB/m)	Amp/Cbl/Fltr/Pad (dB)	DC Corr (dB)	Corrected Reading (dBuV/m)	Avg Limit (dBuV/m)	Margin (dB)	Peak Limit (dBuV/m)	PK Margin (dB)	UNII Non-Restricted (dBuV/m)	PK Margin (dB)	Azimuth (Degs)	Height (cm)	Polarity
2	* 4.146	39.57	PK-U	33.6	-29.3	0	43.87	-	-	74	-30.13	-	-	183	106	H
	* 4.146	27.33	ADR	33.6	-29.3	.61	32.24	54	-21.76	-	-	-	-	183	106	H
1	* 1.112	41.84	PK-U	27.3	-33.9	0	35.24	-	-	74	-38.76	-	-	38	120	H
	* 1.112	30.28	ADR	27.4	-33.9	.61	24.39	54	-29.61	-	-	-	-	38	120	H
4	* 2.739	40.25	PK-U	32.3	-32.1	0	40.45	-	-	74	-33.55	-	-	264	230	V
	* 2.738	29.06	ADR	32.3	-32.1	.61	29.87	54	-24.13	-	-	-	-	264	230	V
3	* 1.177	41.61	PK-U	28	-34	0	35.61	-	-	74	-38.39	-	-	340	167	V
	* 1.174	30.46	ADR	28	-34	.61	25.07	54	-28.93	-	-	-	-	340	167	V
5	* 10.621	46.86	PK-U	37.8	-22.7	0	61.96	-	-	74	-12.04	-	-	158	108	H
	* 10.619	35.08	ADR	37.8	-22.7	.61	50.79	54	-3.21	-	-	-	-	158	108	H
6	* 10.628	42.38	PK-U	37.8	-22.6	0	57.58	-	-	74	-16.42	-	-	175	259	V
	* 10.621	29.49	ADR	37.8	-22.7	.61	45.2	54	-8.8	-	-	-	-	175	259	V

* - indicates frequency in CFR47 Pt 15 / IC RSS-Restricted Band
PK-U - U-NII: Maximum Peak
ADR - U-NII AD primary method, RMS average

UL VERIFICATION SERVICES INC.
47173 Benicia Street, Fremont, CA 94538; USA TEL:(510) 771-1000 FAX:(510) 661-0888
This report shall not be reproduced except in full, without the written approval of UL Verification Services Inc.

9.1.11. TX ABOVE 1 GHz 802.11ac VHT80 MODE IN THE 5.3 GHz BAND

2TX Antenna 1 + Antenna 2 CDD MODE

BANDEDGE (MID CHANNEL)

HORIZONTAL RESULT

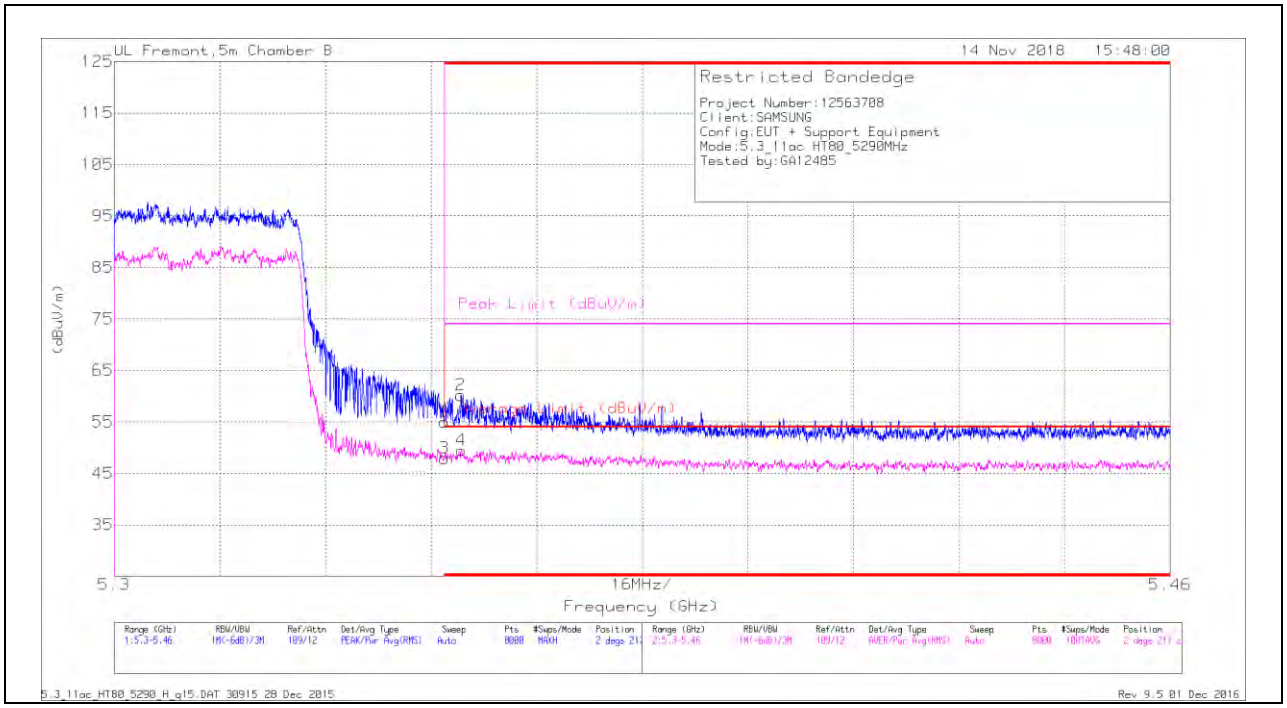

Trace Markers

Marker	Frequency (GHz)	Meter Reading (dBuV)	Det	AF T863 (dB/m)	Amp/Cbl/Fltr/Pad (dB)	DC Corr (dB)	Corrected Reading (dBuV/m)	Average Limit (dBuV/m)	Margin (dB)	Peak Limit (dBuV/m)	PK Margin (dB)	Azimuth (Degs)	Height (cm)	Polarity
1	* 5.35	37.76	Pk	35	-17.8	0	54.96	-	-	74	-19.04	2	217	H
2	* 5.353	42.98	Pk	35	-17.8	0	60.18	-	-	74	-13.82	2	217	H
3	* 5.35	28.79	RMS	35	-17.8	1.96	47.95	54	-6.05	-	-	2	217	H
4	* 5.353	30.35	RMS	35	-17.8	1.96	49.51	54	-4.49	-	-	2	217	H

* - indicates frequency in CFR47 Pt 15 / IC RSS-Restricted Band
Pk - Peak detector
RMS - RMS detection

UL VERIFICATION SERVICES INC.
47173 Benicia Street, Fremont, CA 94538; USA TEL:(510) 771-1000 FAX:(510) 661-0888
This report shall not be reproduced except in full, without the written approval of UL Verification Services Inc.

VERTICAL RESULT

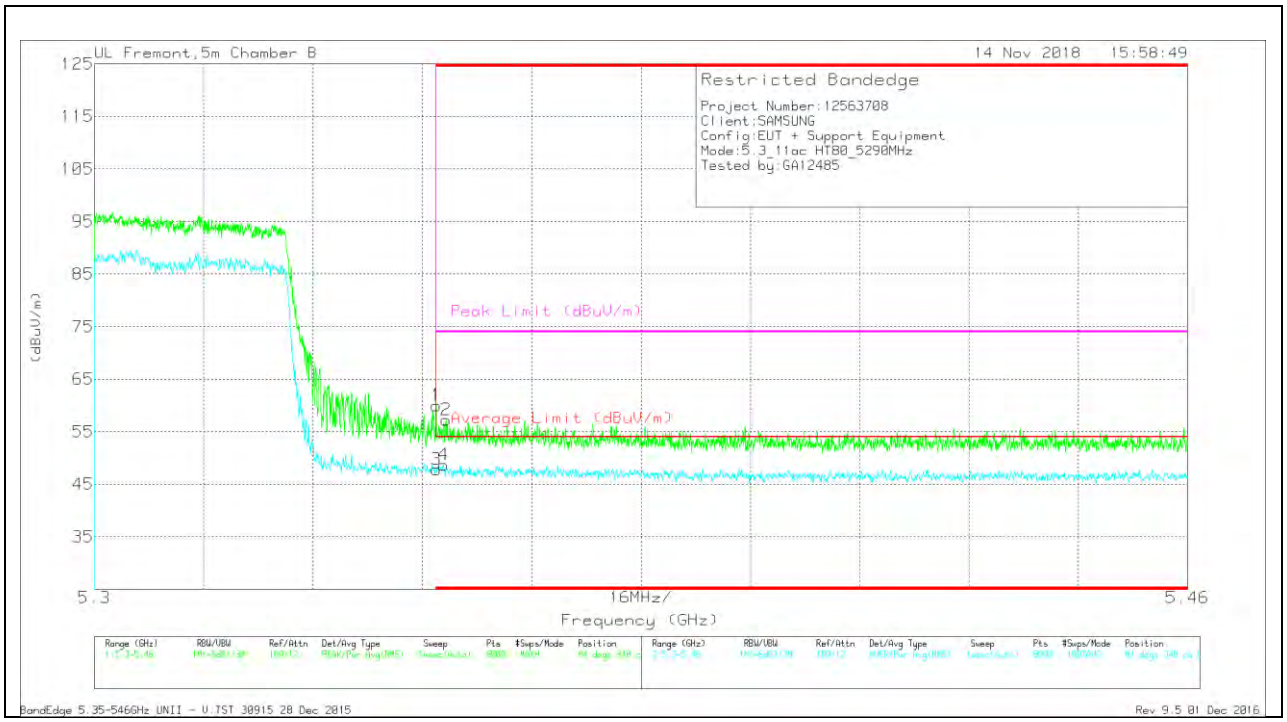

Trace Markers

Marker	Frequency (GHz)	Meter Reading (dBuV)	Det	AF T863 (dB/m)	Amp/Cbl/Fltr/Pad (dB)	DC Corr (dB)	Corrected Reading (dBuV/m)	Average Limit (dBuV/m)	Margin (dB)	Peak Limit (dBuV/m)	PK Margin (dB)	Azimuth (Degs)	Height (cm)	Polarity
1	* 5.35	42.77	Pk	35	-17.8	0	59.97	-	-	74	-14.03	84	348	V
3	* 5.35	28.66	RMS	35	-17.8	1.96	47.82	54	-6.18	-	-	84	348	V
2	* 5.351	40.13	Pk	35	-17.9	0	57.23	-	-	74	-16.77	84	348	V
4	* 5.351	29.59	RMS	35	-17.9	1.96	48.65	54	-5.35	-	-	84	348	V

* - indicates frequency in CFR47 Pt 15 / IC RSS-Restricted Band
Pk - Peak detector
RMS - RMS detection

UL VERIFICATION SERVICES INC.
47173 Benicia Street, Fremont, CA 94538; USA TEL:(510) 771-1000 FAX:(510) 661-0888
This report shall not be reproduced except in full, without the written approval of UL Verification Services Inc.

HARMONICS AND SPURIOUS EMISSIONS

MID CHANNEL RESULTS

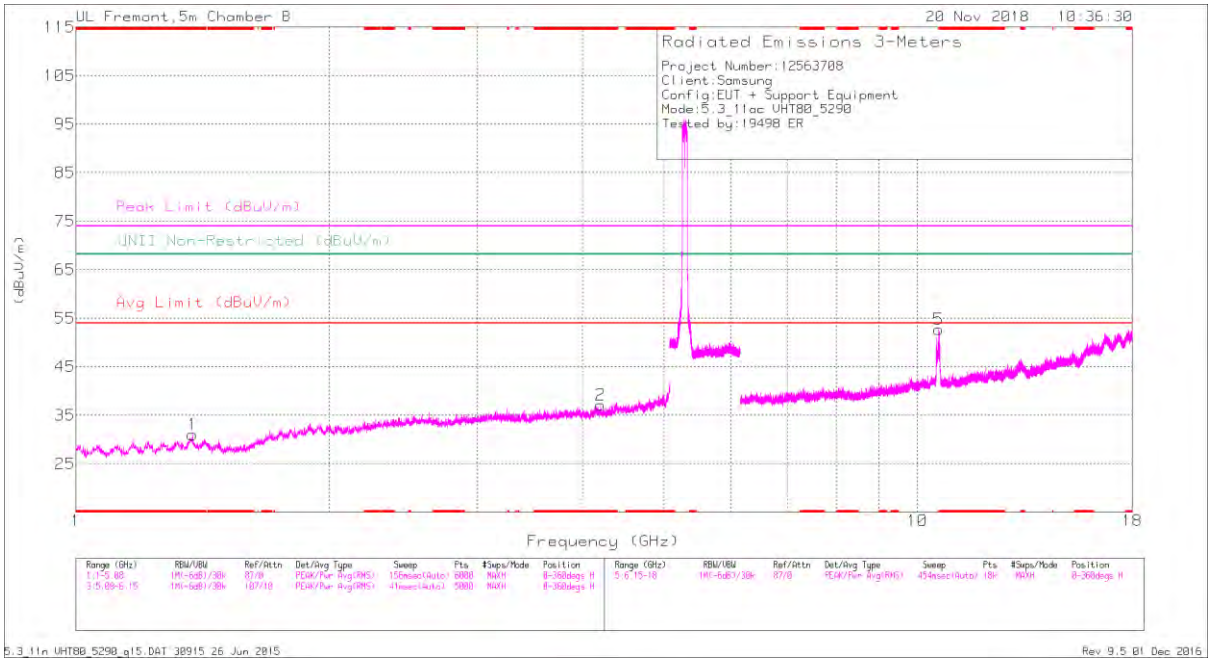

HORIZONTAL

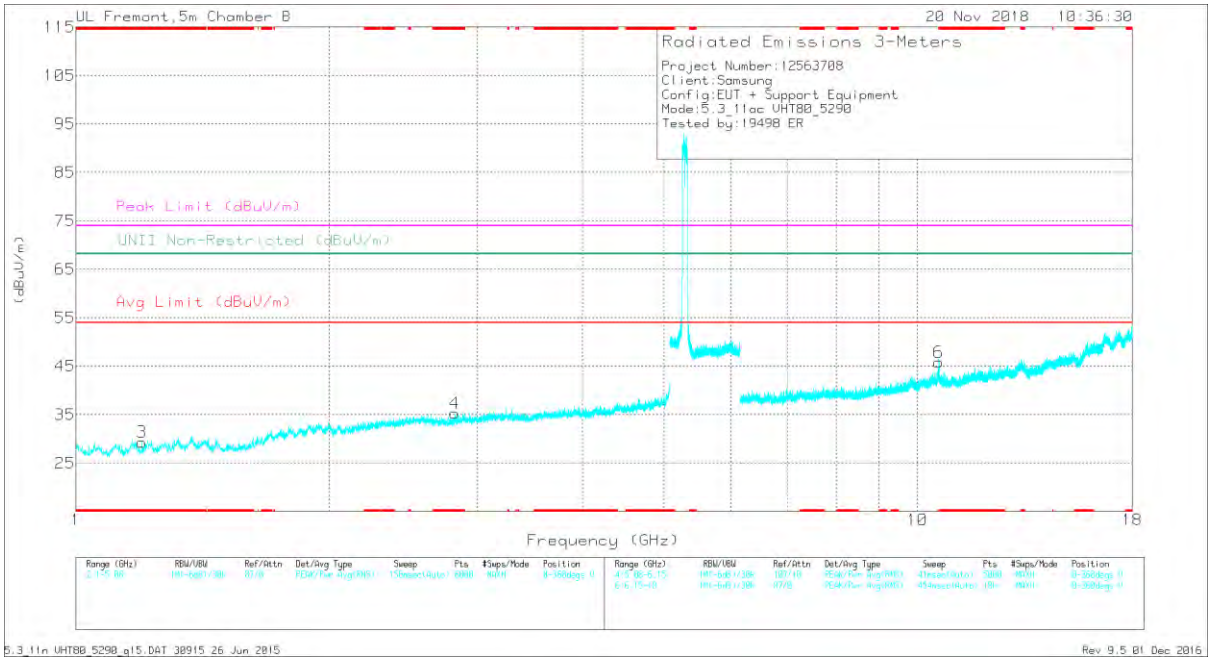

VERTICAL

UL VERIFICATION SERVICES INC.
47173 Benicia Street, Fremont, CA 94538; USA TEL:(510) 771-1000 FAX:(510) 661-0888
This report shall not be reproduced except in full, without the written approval of UL Verification Services Inc.

RADIATED EMISSIONS

Marker	Frequency (GHz)	Meter Reading (dBuV)	Det	AF T863 (dB/m)	Amp/Cbl/Fltr/Pad (dB)	DC Corr (dB)	Corrected Reading (dBuV/m)	Avg Limit (dBuV/m)	Margin (dB)	Peak Limit (dBuV/m)	PK Margin (dB)	UNII Non-Restricted (dBuV/m)	PK Margin (dB)	Azimuth (Degs)	Height (cm)	Polarity
1	* 1.374	41.72	PK-U	28.5	-33.2	0	37.02	-	-	74	-36.98	-	-	206	161	H
	* 1.374	30.14	ADR	28.5	-33.2	1.96	27.4	54	-26.6	-	-	-	-	206	161	H
2	* 4.202	39.45	PK-U	33.6	-29.5	0	43.55	-	-	74	-30.45	-	-	159	189	H
	* 4.202	27.86	ADR	33.6	-29.5	1.96	33.92	54	-20.08	-	-	-	-	159	189	H
3	* 1.199	40.99	PK-U	28.2	-34.2	0	34.99	-	-	74	-39.01	-	-	90	316	V
	* 1.199	29.4	ADR	28.2	-34.2	1.96	25.36	54	-28.64	-	-	-	-	90	316	V
4	* 2.822	40.71	PK-U	32.5	-32.1	0	41.11	-	-	74	-32.89	-	-	267	256	V
	* 2.82	29.01	ADR	32.5	-32.1	1.96	31.37	54	-22.63	-	-	-	-	267	256	V
6	10.594	38.57	PK-U	37.7	-23.1	0	53.17	-	-	-	-	68.2	-15.03	91	104	V
5	10.596	43.16	PK-U	37.7	-23.1	0	57.76	-	-	-	-	68.2	-10.44	189	242	H

* - indicates frequency in CFR47 Pt 15 / IC RSS-Restricted Band
PK-U - U-NII: Maximum Peak
ADR - U-NII AD primary method, RMS average

UL VERIFICATION SERVICES INC.
47173 Benicia Street, Fremont, CA 94538; USA TEL:(510) 771-1000 FAX:(510) 661-0888
This report shall not be reproduced except in full, without the written approval of UL Verification Services Inc.

9.1.12. TX ABOVE 1 GHz 802.11ax HE20 MODE IN THE 5.3 GHz BAND

2TX Antenna 1 + Antenna 2 OFDMA MODE – 242-Tones, RU Index 61

BANDEDGE (HIGH CHANNEL)

HORIZONTAL RESULT

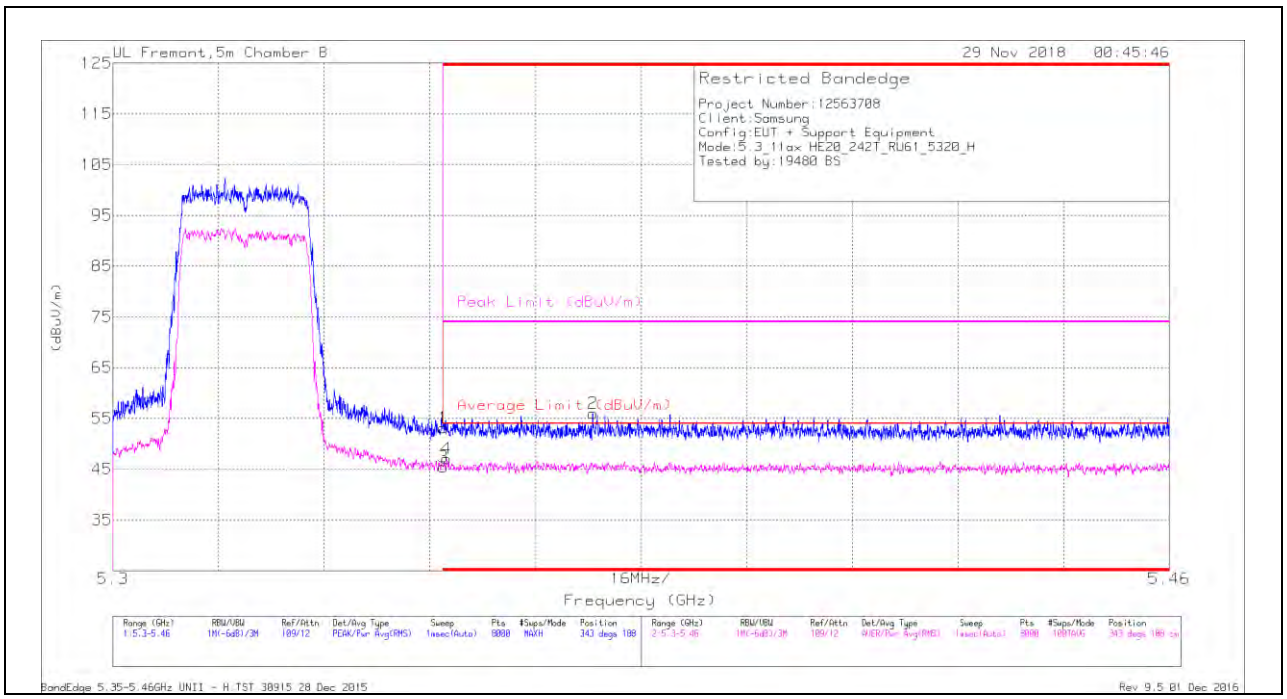

Trace Markers

Marker	Frequency (GHz)	Meter Reading (dBuV)	Det	AF T863 (dB/m)	Amp/Cbl/Fltr/Pad (dB)	DC Corr (dB)	Corrected Reading (dBuV/m)	Average Limit (dBuV/m)	Margin (dB)	Peak Limit (dBuV/m)	PK Margin (dB)	Azimuth (Degs)	Height (cm)	Polarity
1	* 5.35	35.97	Pk	35	-17.8	0	53.17	-	-	74	-20.83	343	188	H
2	* 5.373	38.56	Pk	35.1	-17.7	0	55.96	-	-	74	-18.04	343	188	H
3	* 5.35	27.64	RMS	35	-17.8	.67	45.51	54	-8.49	-	-	343	188	H
4	* 5.351	29.26	RMS	35	-17.9	.67	47.03	54	-6.97	-	-	343	188	H

* - indicates frequency in CFR47 Pt 15 / IC RSS-Restricted Band
Pk - Peak detector
RMS - RMS detection

UL VERIFICATION SERVICES INC.
47173 Benicia Street, Fremont, CA 94538; USA TEL:(510) 771-1000 FAX:(510) 661-0888
This report shall not be reproduced except in full, without the written approval of UL Verification Services Inc.

VERTICAL RESULT

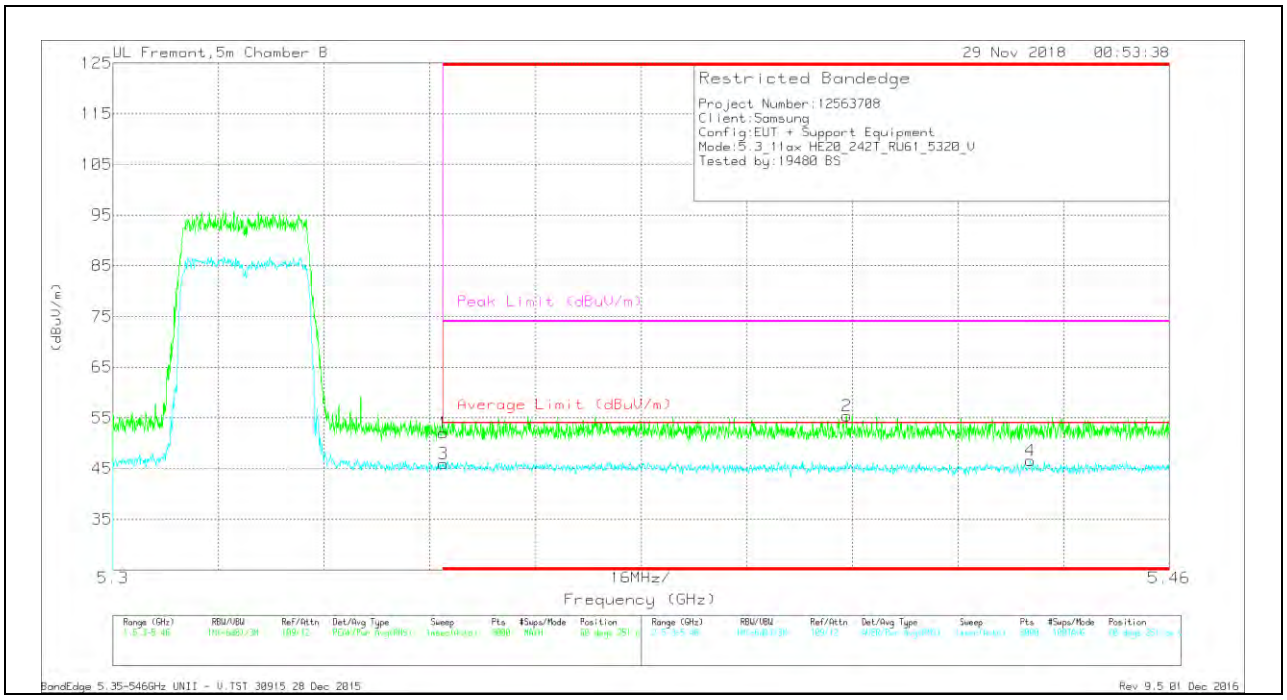

Trace Markers

Marker	Frequency (GHz)	Meter Reading (dBuV)	Det	AF T863 (dB/m)	Amp/Cbl/Fltr/Pad (dB)	DC Corr (dB)	Corrected Reading (dBuV/m)	Average Limit (dBuV/m)	Margin (dB)	Peak Limit (dBuV/m)	PK Margin (dB)	Azimuth (Degs)	Height (cm)	Polarity
1	* 5.35	34.83	Pk	35	-17.8	0	52.03	-	-	74	-21.97	60	251	V
2	* 5.411	38.19	Pk	35.2	-18	0	55.39	-	-	74	-18.61	60	251	V
3	* 5.35	28.13	RMS	35	-17.8	.67	46	54	-8	-	-	60	251	V
4	* 5.439	28.86	RMS	35.2	-18.2	.67	46.53	54	-7.47	-	-	60	251	V

* - indicates frequency in CFR47 Pt 15 / IC RSS-Restricted Band
Pk - Peak detector
RMS - RMS detection

UL VERIFICATION SERVICES INC.
47173 Benicia Street, Fremont, CA 94538; USA TEL:(510) 771-1000 FAX:(510) 661-0888
This report shall not be reproduced except in full, without the written approval of UL Verification Services Inc.

HARMONICS AND SPURIOUS EMISSIONS

LOW CHANNEL RESULTS

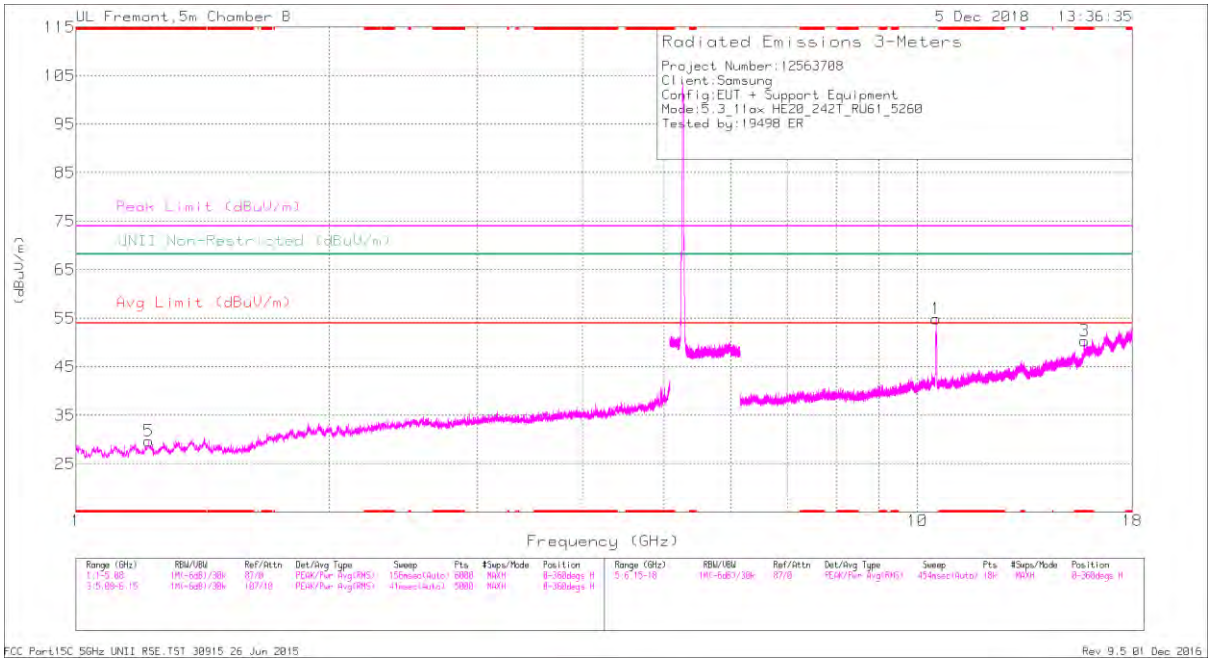

HORIZONTAL

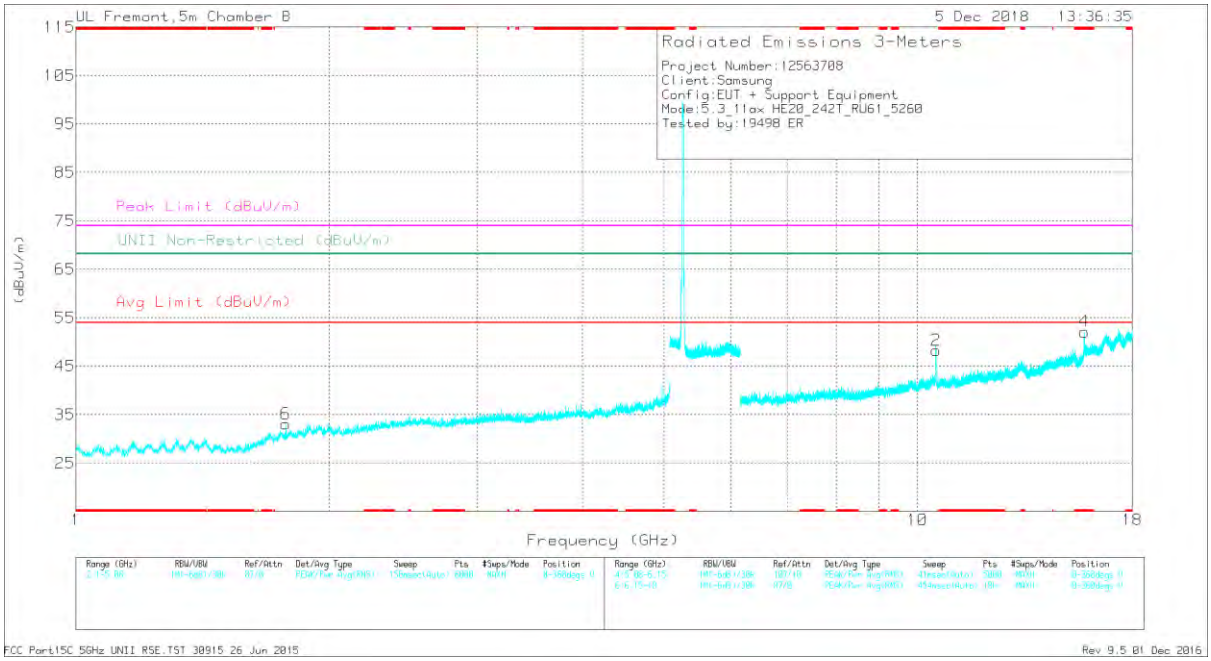

VERTICAL

UL VERIFICATION SERVICES INC.
47173 Benicia Street, Fremont, CA 94538; USA TEL:(510) 771-1000 FAX:(510) 661-0888
This report shall not be reproduced except in full, without the written approval of UL Verification Services Inc.

RADIATED EMISSIONS

Marker	Frequency (GHz)	Meter Reading (dBuV)	Det	AF T863 (dB/m)	Amp/Cbl/Fltr/Pad (dB)	DC Corr (dB)	Corrected Reading (dBuV/m)	Avg Limit (dBuV/m)	Margin (dB)	Peak Limit (dBuV/m)	PK Margin (dB)	UNII Non-Restricted (dBuV/m)	PK Margin (dB)	Azimuth (Degs)	Height (cm)	Polarity
5	* 1.219	42.34	PK-U	28.3	-34.2	0	36.44	-	-	74	-37.56	-	-	274	171	H
	* 1.221	30.63	ADR	28.3	-34.3	.67	25.3	54	-28.7	-	-	-	-	274	171	H
3	* 15.764	33.9	PK-U	41.9	-19.3	0	56.5	-	-	74	-17.5	-	-	198	117	H
	* 15.784	21.92	ADR	42	-19	.67	45.59	54	-8.41	-	-	-	-	198	117	H
4	* 15.786	34.84	PK-U	42.1	-19.1	0	57.84	-	-	74	-16.16	-	-	144	372	V
	* 15.785	22.89	ADR	42.1	-19.1	.67	46.56	54	-7.44	-	-	-	-	144	372	V
6	1.774	40.74	PK-U	30.4	-33.1	0	38.04	-	-	-	-	68.2	-30.16	151	128	V
1	10.521	46.02	PK-U	37.8	-23.1	0	60.72	-	-	-	-	68.2	-7.48	116	113	H
2	10.521	40.04	PK-U	37.8	-23.1	0	54.74	-	-	-	-	68.2	-13.46	69	115	V

* - indicates frequency in CFR47 Pt 15 / IC RSS-Restricted Band
PK-U - U-NII: Maximum Peak
ADR - U-NII AD primary method, RMS average

UL VERIFICATION SERVICES INC.
47173 Benicia Street, Fremont, CA 94538; USA TEL:(510) 771-1000 FAX:(510) 661-0888
This report shall not be reproduced except in full, without the written approval of UL Verification Services Inc.

MID CHANNEL RESULTS

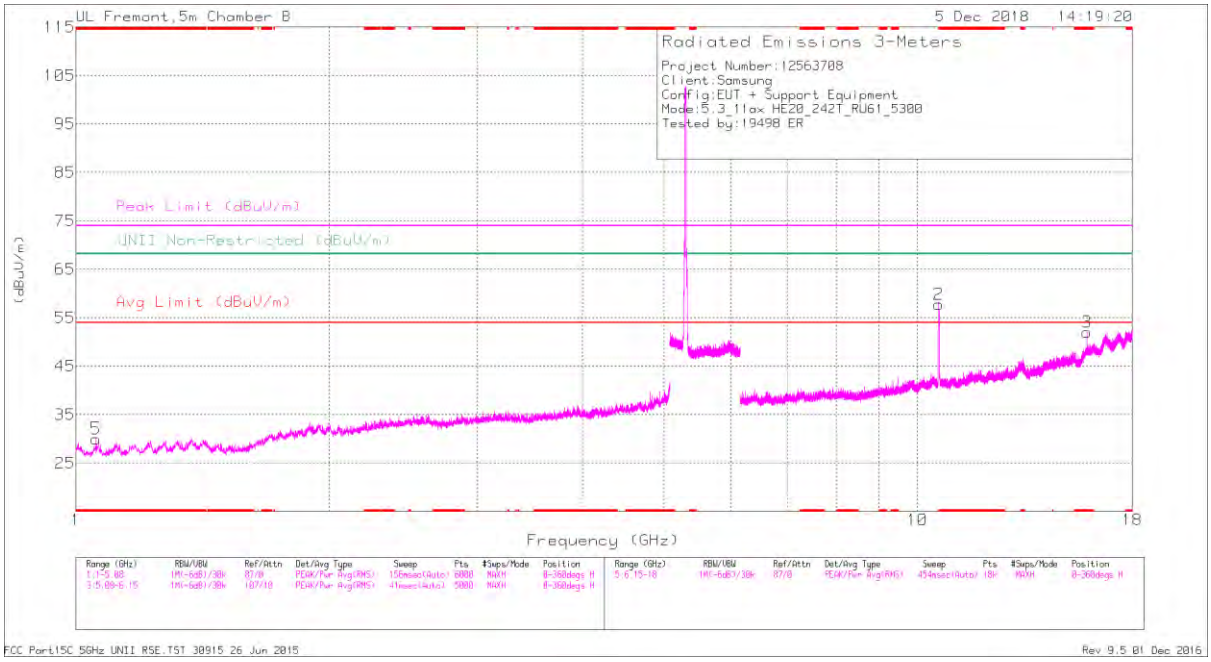

HORIZONTAL

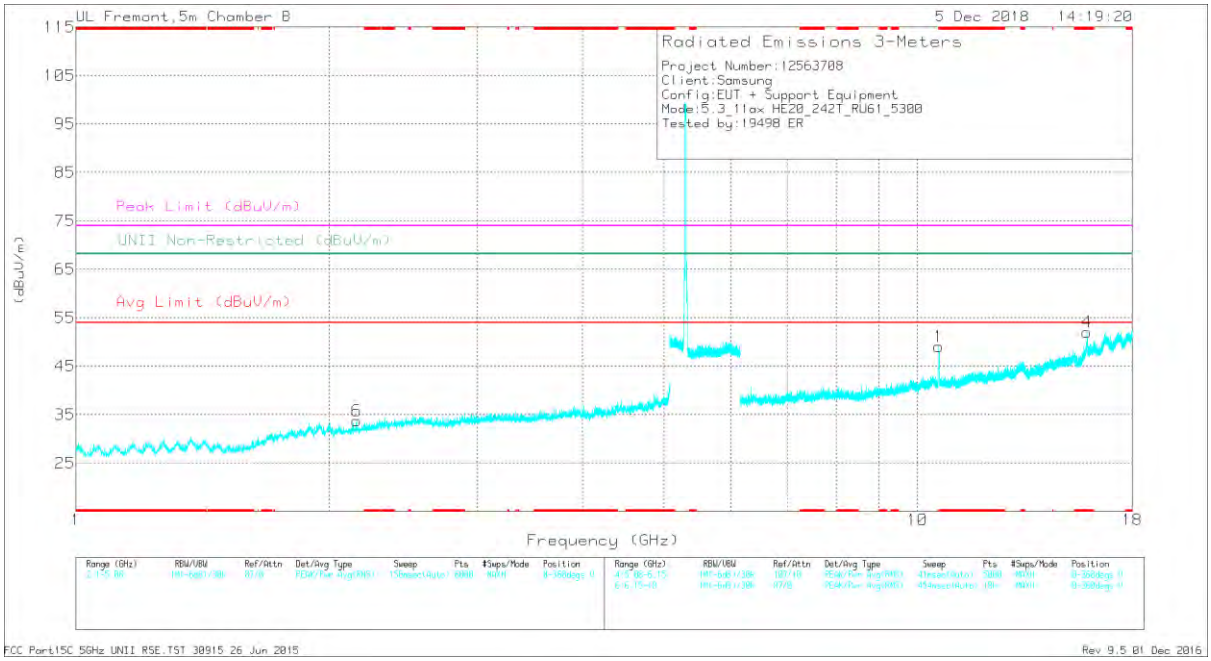

VERTICAL

UL VERIFICATION SERVICES INC.
47173 Benicia Street, Fremont, CA 94538; USA TEL:(510) 771-1000 FAX:(510) 661-0888
This report shall not be reproduced except in full, without the written approval of UL Verification Services Inc.

RADIATED EMISSIONS

Marker	Frequency (GHz)	Meter Reading (dBuV)	Det	AF T863 (dB/m)	Amp/Cbl/Fltr/Pad (dB)	DC Corr (dB)	Corrected Reading (dBuV/m)	Avg Limit (dBuV/m)	Margin (dB)	Peak Limit (dBuV/m)	PK Margin (dB)	UNII Non-Restricted (dBuV/m)	PK Margin (dB)	Azimuth (Degs)	Height (cm)	Polarity
5	* 1.055	42.18	PK-U	27.4	-34.4	0	35.18	-	-	74	-38.82	-	-	253	147	H
	* 1.057	30.68	ADR	27.4	-34.4	.67	24.35	54	-29.65	-	-	-	-	253	147	H
2	* 10.604	47.56	PK-U	37.7	-23	0	62.26	-	-	74	-11.74	-	-	140	134	H
	* 10.601	35.34	ADR	37.7	-23.1	.67	50.61	54	-3.39	-	-	-	-	140	134	H
3	* 15.898	34.18	PK-U	42.2	-18.2	0	58.18	-	-	74	-15.82	-	-	195	107	H
	* 15.9	21.99	ADR	42.2	-18.2	.67	46.66	54	-7.34	-	-	-	-	195	107	H
1	* 10.604	42.42	PK-U	37.7	-23	0	57.12	-	-	74	-16.88	-	-	60	106	V
	* 10.601	29.46	ADR	37.7	-23.1	.67	44.73	54	-9.27	-	-	-	-	60	106	V
4	* 15.909	35.51	PK-U	42.3	-18.1	0	59.71	-	-	74	-14.29	-	-	124	129	V
	* 15.9	23.46	ADR	42.2	-18.3	.67	48.03	54	-5.97	-	-	-	-	124	129	V
6	2.154	41.28	PK-U	31.3	-33	0	39.58	-	-	-	-	68.2	-28.62	148	188	V

* - indicates frequency in CFR47 Pt 15 / IC RSS-Restricted Band
PK-U - U-NII: Maximum Peak
ADR - U-NII AD primary method, RMS average

UL VERIFICATION SERVICES INC.
47173 Benicia Street, Fremont, CA 94538; USA TEL:(510) 771-1000 FAX:(510) 661-0888
This report shall not be reproduced except in full, without the written approval of UL Verification Services Inc.

HIGH CHANNEL RESULTS

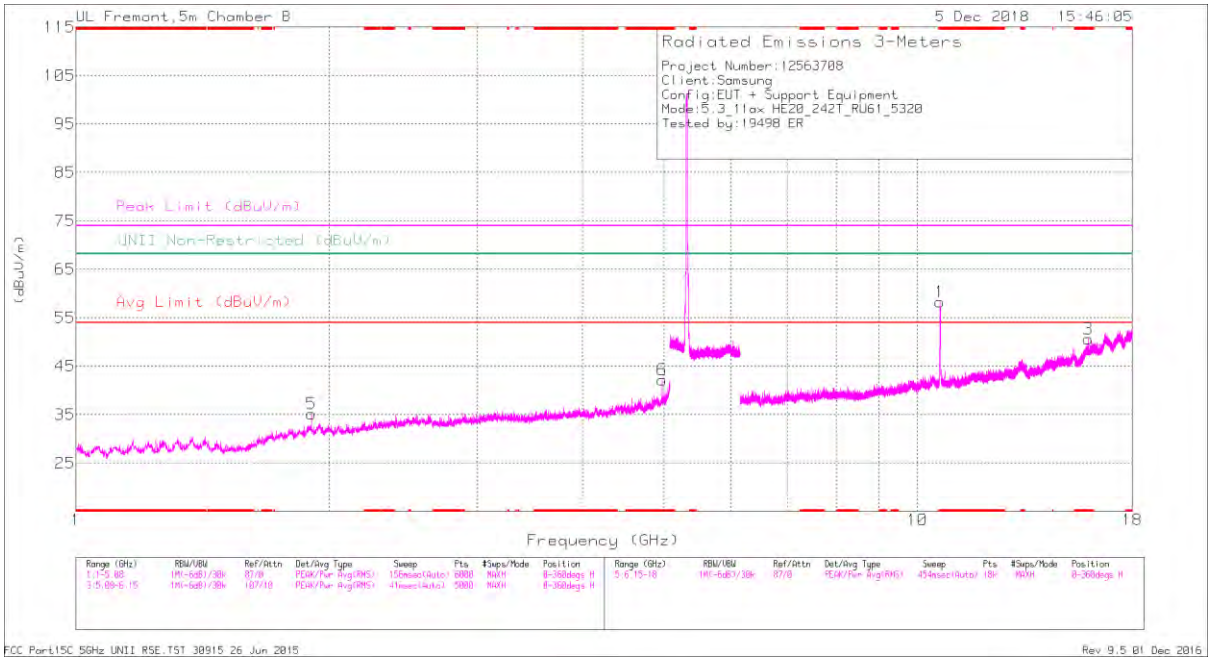

HORIZONTAL

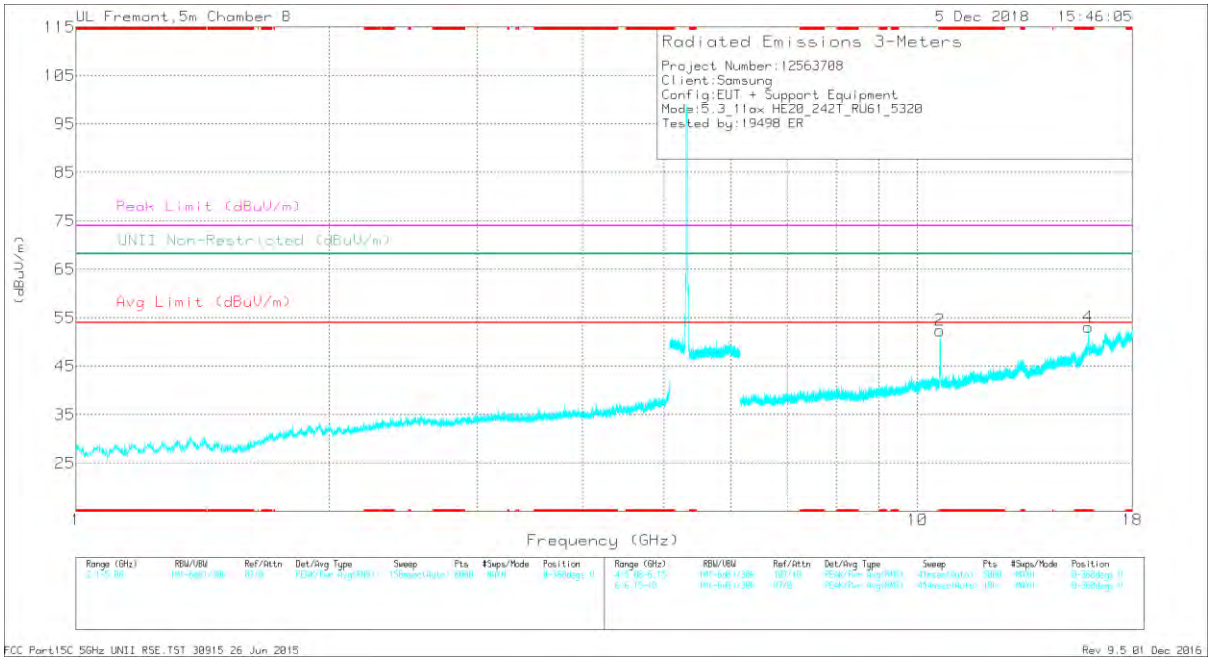

VERTICAL

UL VERIFICATION SERVICES INC.
47173 Benicia Street, Fremont, CA 94538; USA TEL:(510) 771-1000 FAX:(510) 661-0888
This report shall not be reproduced except in full, without the written approval of UL Verification Services Inc.

RADIATED EMISSIONS

Marker	Frequency (GHz)	Meter Reading (dBuV)	Det	AF T863 (dB/m)	Amp/Cbl/Fltr/Pad (dB)	DC Corr (dB)	Corrected Reading (dBuV/m)	Avg Limit (dBuV/m)	Margin (dB)	Peak Limit (dBuV/m)	PK Margin (dB)	UNII Non-Restricted (dBuV/m)	PK Margin (dB)	Azimuth (Degs)	Height (cm)	Polarity
6	* 4.97	38.89	PK-U	34.5	-28.5	0	44.89	-	-	74	-29.11	-	-	277	165	H
	* 4.971	27.29	ADR	34.5	-28.5	.67	33.96	54	-20.04	-	-	-	-	277	165	H
1	* 10.645	47.27	PK-U	37.8	-22.6	0	62.47	-	-	74	-11.53	-	-	152	116	H
	* 10.639	35.06	ADR	37.8	-22.6	.67	50.93	54	-3.07	-	-	-	-	152	116	H
3	* 15.953	33.69	PK-U	42.4	-18.7	0	57.39	-	-	74	-16.61	-	-	202	137	H
	* 15.965	21.52	ADR	42.4	-18.7	.67	45.89	54	-8.11	-	-	-	-	202	137	H
2	* 10.644	41.04	PK-U	37.8	-22.6	0	56.24	-	-	74	-17.76	-	-	72	103	V
	* 10.639	29.45	ADR	37.8	-22.6	.67	45.32	54	-8.68	-	-	-	-	72	103	V
4	* 15.958	35.65	PK-U	42.4	-18.8	0	59.25	-	-	74	-14.75	-	-	131	126	V
	* 15.959	23.64	ADR	42.4	-18.7	.67	48.01	54	-5.99	-	-	-	-	131	126	V
5	1.904	40.98	PK-U	31.1	-32.6	0	39.48	-	-	-	-	68.2	-28.72	178	227	H

* - indicates frequency in CFR47 Pt 15 / IC RSS-Restricted Band
PK-U - U-NII: Maximum Peak
ADR - U-NII AD primary method, RMS average

UL VERIFICATION SERVICES INC.
47173 Benicia Street, Fremont, CA 94538; USA TEL:(510) 771-1000 FAX:(510) 661-0888
This report shall not be reproduced except in full, without the written approval of UL Verification Services Inc.

2TX Antenna 1 + Antenna 2 OFDMA MODE – 106-Tones, RU Index 54

BANDEDGE (HIGH CHANNEL)

HORIZONTAL RESULT

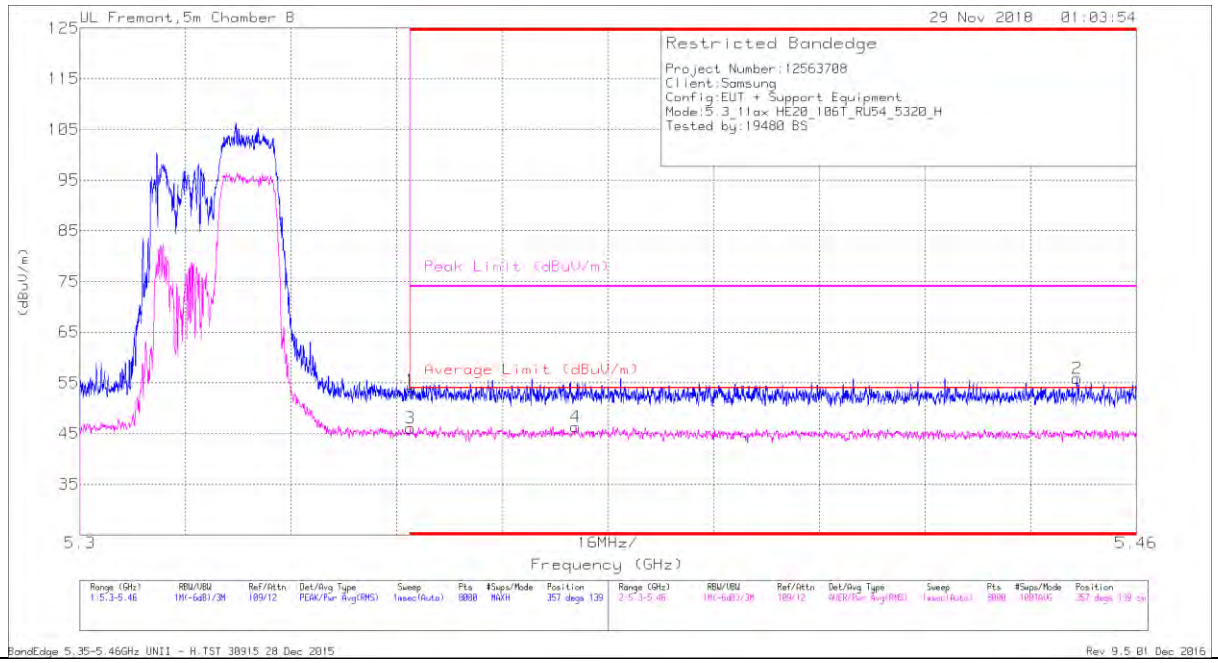

Trace Markers

Marker	Frequency (GHz)	Meter Reading (dBuV)	Det	AF T863 (dB/m)	Amp/Cbl/Fltr/Pad (dB)	DC Corr (dB)	Corrected Reading (dBuV/m)	Average Limit (dBuV/m)	Margin (dB)	Peak Limit (dBuV/m)	PK Margin (dB)	Azimuth (Degs)	Height (cm)	Polarity
1	* 5.35	36.36	Pk	35	-17.8	0	53.56	-	-	74	-20.44	357	139	H
2	* 5.451	38.64	Pk	35.3	-18.1	0	55.84	-	-	74	-18.16	357	139	H
3	* 5.35	28.55	RMS	35	-17.8	.33	46.08	54	-7.92	-	-	357	139	H
4	* 5.375	28.55	RMS	35.1	-17.6	.33	46.38	54	-7.62	-	-	357	139	H

* - indicates frequency in CFR47 Pt 15 / IC RSS-Restricted Band
Pk - Peak detector
RMS - RMS detection

UL VERIFICATION SERVICES INC.
47173 Benicia Street, Fremont, CA 94538; USA TEL:(510) 771-1000 FAX:(510) 661-0888
This report shall not be reproduced except in full, without the written approval of UL Verification Services Inc.

VERTICAL RESULT

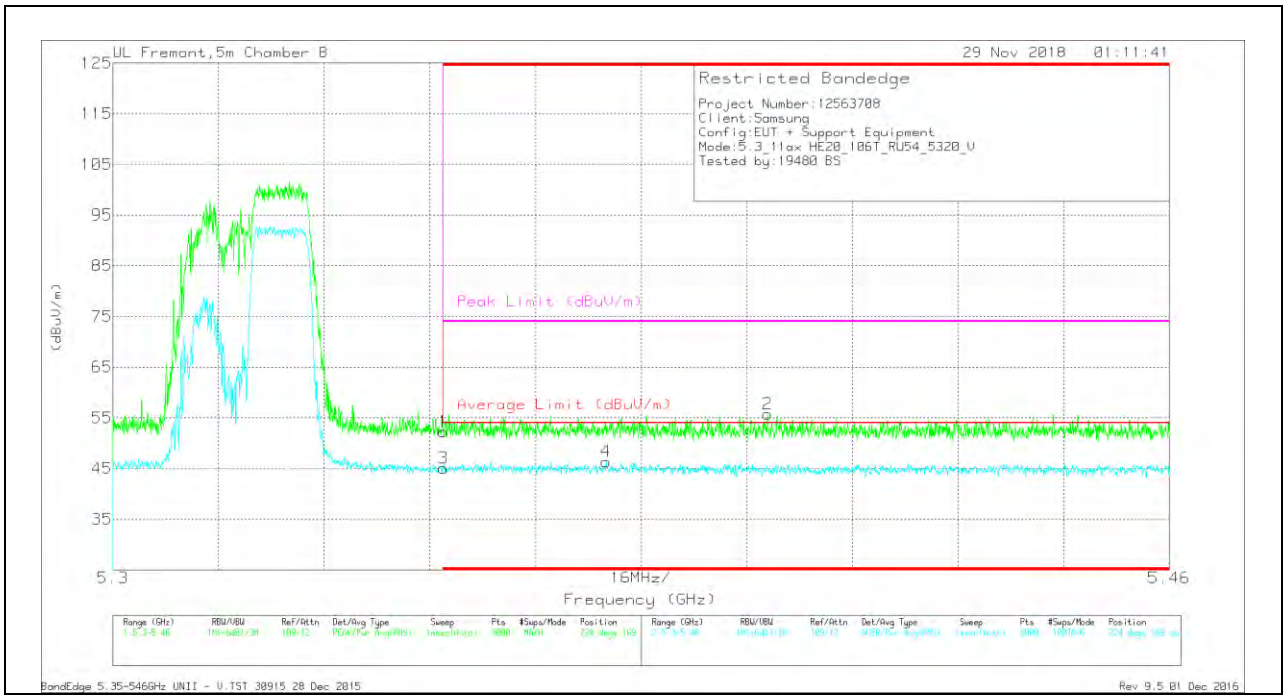

Trace Markers

Marker	Frequency (GHz)	Meter Reading (dBuV)	Det	AF T863 (dB/m)	Amp/Cbl/Fltr/Pad (dB)	DC Corr (dB)	Corrected Reading (dBuV/m)	Average Limit (dBuV/m)	Margin (dB)	Peak Limit (dBuV/m)	PK Margin (dB)	Azimuth (Degs)	Height (cm)	Polarity
1	* 5.35	35.12	Pk	35	-17.8	0	52.32	-	-	74	-21.68	224	169	V
2	* 5.399	38.68	Pk	35.1	-18	0	55.78	-	-	74	-18.22	224	169	V
3	* 5.35	27.59	RMS	35	-17.8	.33	45.12	54	-8.88	-	-	224	169	V
4	* 5.375	28.67	RMS	35.1	-17.7	.33	46.4	54	-7.6	-	-	224	169	V

* - indicates frequency in CFR47 Pt 15 / IC RSS-Restricted Band
Pk - Peak detector
RMS - RMS detection

UL VERIFICATION SERVICES INC.
47173 Benicia Street, Fremont, CA 94538; USA TEL:(510) 771-1000 FAX:(510) 661-0888
This report shall not be reproduced except in full, without the written approval of UL Verification Services Inc.

2TX Antenna 1 + Antenna 2 OFDMA MODE – 52-Tones, RU Index 40

BANDEDGE (HIGH CHANNEL)

HORIZONTAL RESULT

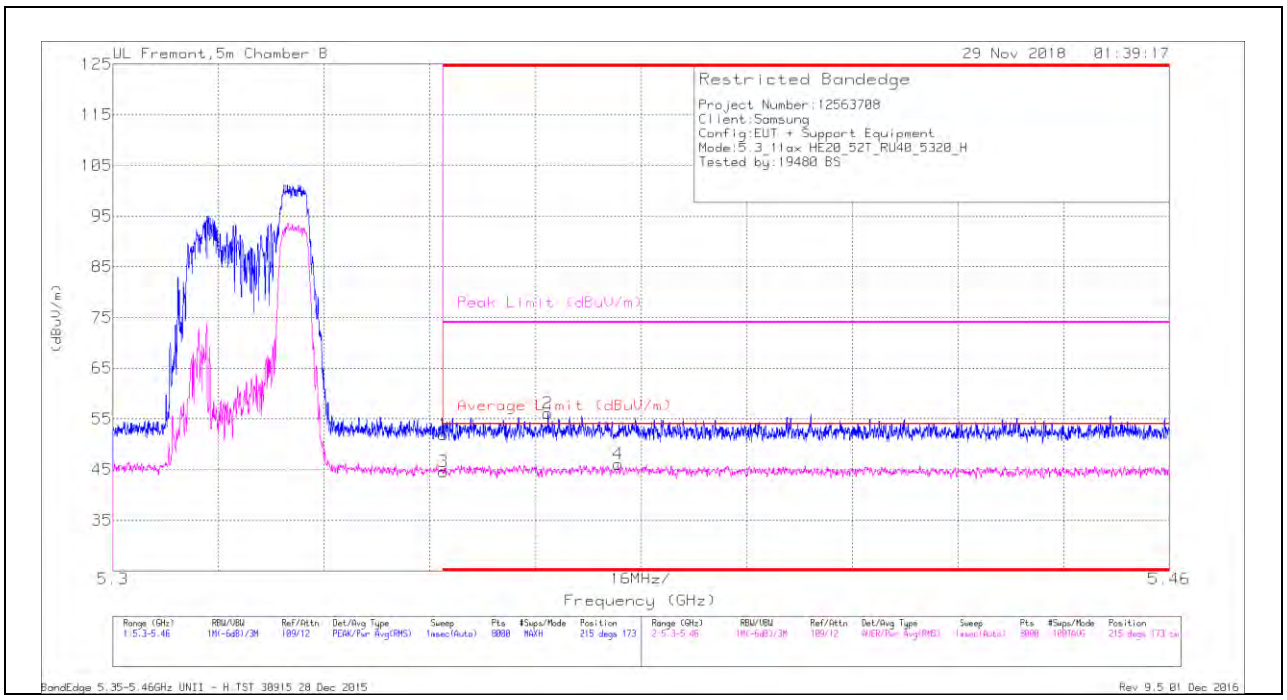

Trace Markers

Marker	Frequency (GHz)	Meter Reading (dBuV)	Det	AF T863 (dB/m)	Amp/Cbl/Fltr/Pad (dB)	DC Corr (dB)	Corrected Reading (dBuV/m)	Average Limit (dBuV/m)	Margin (dB)	Peak Limit (dBuV/m)	PK Margin (dB)	Azimuth (Degs)	Height (cm)	Polarity
1	* 5.35	34.7	Pk	35	-17.8	0	51.9	-	-	74	-22.1	215	173	H
2	* 5.366	38.67	Pk	35.1	-17.7	0	56.07	-	-	74	-17.93	215	173	H
3	* 5.35	27.29	RMS	35	-17.8	.17	44.66	54	-9.34	-	-	215	173	H
4	* 5.377	28.68	RMS	35.1	-17.8	.17	46.15	54	-7.85	-	-	215	173	H

* - indicates frequency in CFR47 Pt 15 / IC RSS-Restricted Band
Pk - Peak detector
RMS - RMS detection

UL VERIFICATION SERVICES INC.
47173 Benicia Street, Fremont, CA 94538; USA TEL:(510) 771-1000 FAX:(510) 661-0888
This report shall not be reproduced except in full, without the written approval of UL Verification Services Inc.

VERTICAL RESULT

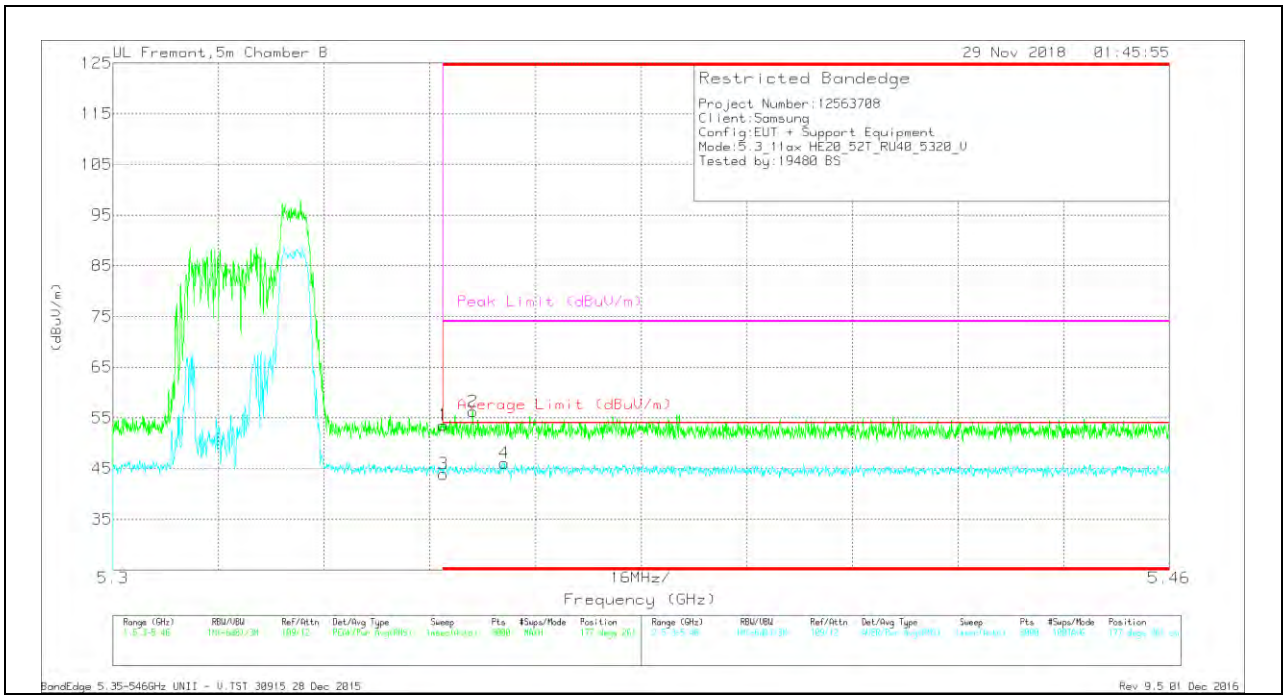

Trace Markers

Marker	Frequency (GHz)	Meter Reading (dBuV)	Det	AF T863 (dB/m)	Amp/Cbl/Fltr/Pad (dB)	DC Corr (dB)	Corrected Reading (dBuV/m)	Average Limit (dBuV/m)	Margin (dB)	Peak Limit (dBuV/m)	PK Margin (dB)	Azimuth (Degs)	Height (cm)	Polarity
1	* 5.35	36.38	Pk	35	-17.8	0	53.58	-	-	74	-20.42	177	261	V
2	* 5.354	39.09	Pk	35	-17.8	0	56.29	-	-	74	-17.71	177	261	V
3	* 5.35	26.56	RMS	35	-17.8	.17	43.93	54	-10.07	-	-	177	261	V
4	* 5.359	28.77	RMS	35.1	-17.9	.17	46.14	54	-7.86	-	-	177	261	V

* - indicates frequency in CFR47 Pt 15 / IC RSS-Restricted Band
Pk - Peak detector
RMS - RMS detection

UL VERIFICATION SERVICES INC.
47173 Benicia Street, Fremont, CA 94538; USA TEL:(510) 771-1000 FAX:(510) 661-0888
This report shall not be reproduced except in full, without the written approval of UL Verification Services Inc.

2TX Antenna 1 + Antenna 2 OFDMA MODE – 26-Tones, RU Index 8

BANDEDGE (HIGH CHANNEL)

HORIZONTAL RESULT

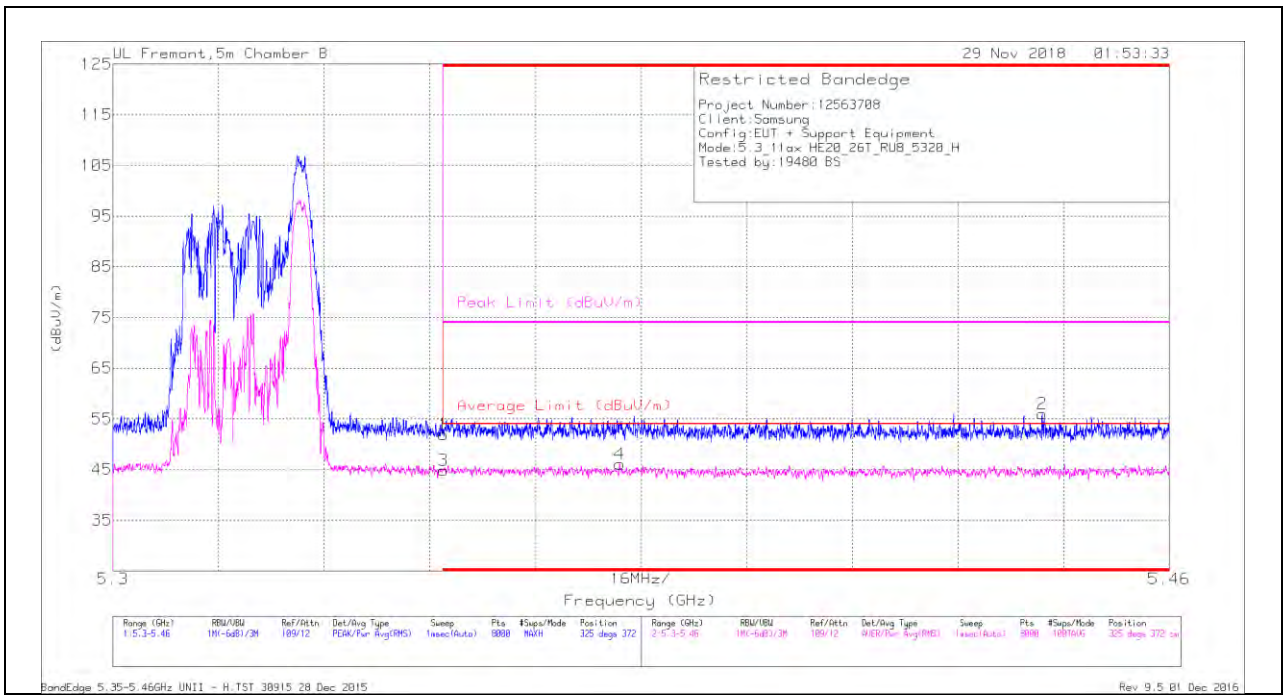

Trace Markers

Marker	Frequency (GHz)	Meter Reading (dBuV)	Det	AF T863 (dB/m)	Amp/Cbl/Fltr/Pad (dB)	DC Corr (dB)	Corrected Reading (dBuV/m)	Average Limit (dBuV/m)	Margin (dB)	Peak Limit (dBuV/m)	PK Margin (dB)	Azimuth (Degs)	Height (cm)	Polarity
1	* 5.35	34.69	Pk	35	-17.8	0	51.89	-	-	74	-22.11	325	372	H
2	* 5.441	39.01	Pk	35.2	-18.2	0	56.01	-	-	74	-17.99	325	372	H
3	* 5.35	27.64	RMS	35	-17.8	.12	44.96	54	-9.04	-	-	325	372	H
4	* 5.377	28.71	RMS	35.1	-17.7	.12	46.23	54	-7.77	-	-	325	372	H

* - indicates frequency in CFR47 Pt 15 / IC RSS-Restricted Band
Pk - Peak detector
RMS - RMS detection

UL VERIFICATION SERVICES INC.
47173 Benicia Street, Fremont, CA 94538; USA TEL:(510) 771-1000 FAX:(510) 661-0888
This report shall not be reproduced except in full, without the written approval of UL Verification Services Inc.

VERTICAL RESULT

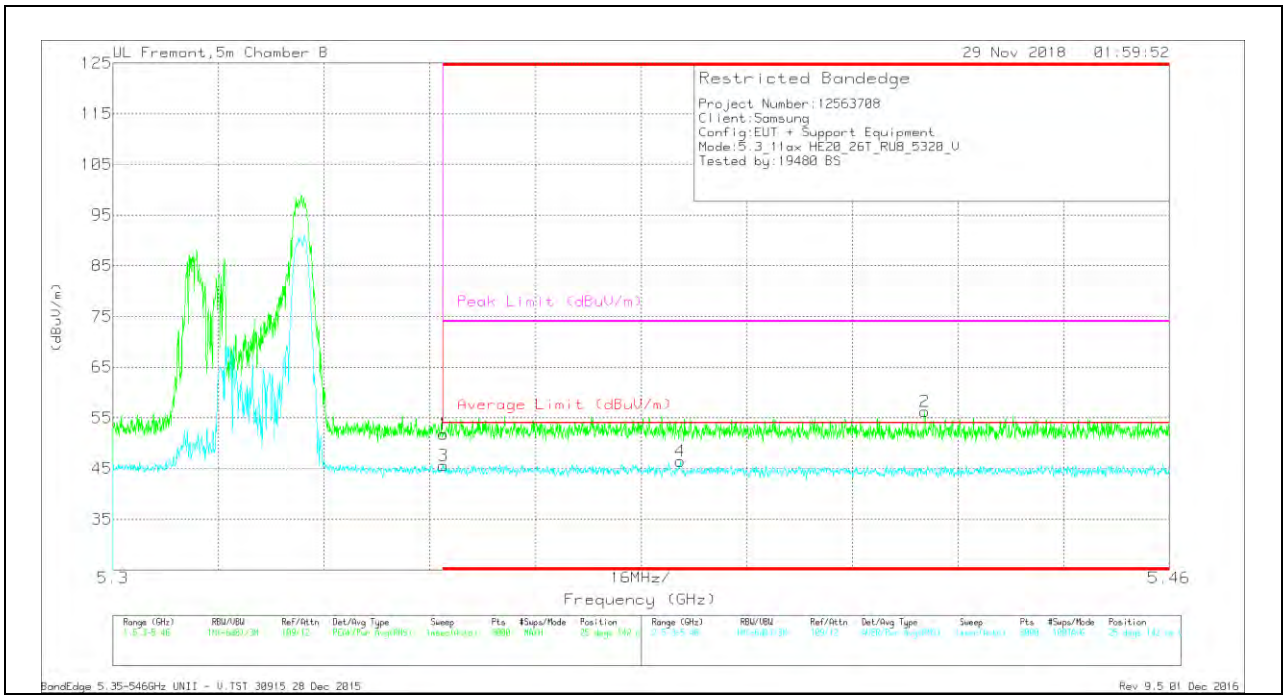

Trace Markers

Marker	Frequency (GHz)	Meter Reading (dBuV)	Det	AF T863 (dB/m)	Amp/Cbl/Fltr/Pad (dB)	DC Corr (dB)	Corrected Reading (dBuV/m)	Average Limit (dBuV/m)	Margin (dB)	Peak Limit (dBuV/m)	PK Margin (dB)	Azimuth (Degs)	Height (cm)	Polarity
1	* 5.35	34.62	Pk	35	-17.8	0	51.82	-	-	74	-22.18	25	142	V
2	* 5.423	39.3	Pk	35.2	-18.3	0	56.2	-	-	74	-17.8	25	142	V
3	* 5.35	28.41	RMS	35	-17.8	.12	45.73	54	-8.27	-	-	25	142	V
4	* 5.386	29.13	RMS	35.1	-17.8	.12	46.55	54	-7.45	-	-	25	142	V

* - indicates frequency in CFR47 Pt 15 / IC RSS-Restricted Band
Pk - Peak detector
RMS - RMS detection

UL VERIFICATION SERVICES INC.
47173 Benicia Street, Fremont, CA 94538; USA TEL:(510) 771-1000 FAX:(510) 661-0888
This report shall not be reproduced except in full, without the written approval of UL Verification Services Inc.

2TX Antenna 1 + Antenna 2 OFDMA MODE – 52-Tones, RU Index 38

HARMONICS AND SPURIOUS EMISSIONS

LOW CHANNEL RESULTS

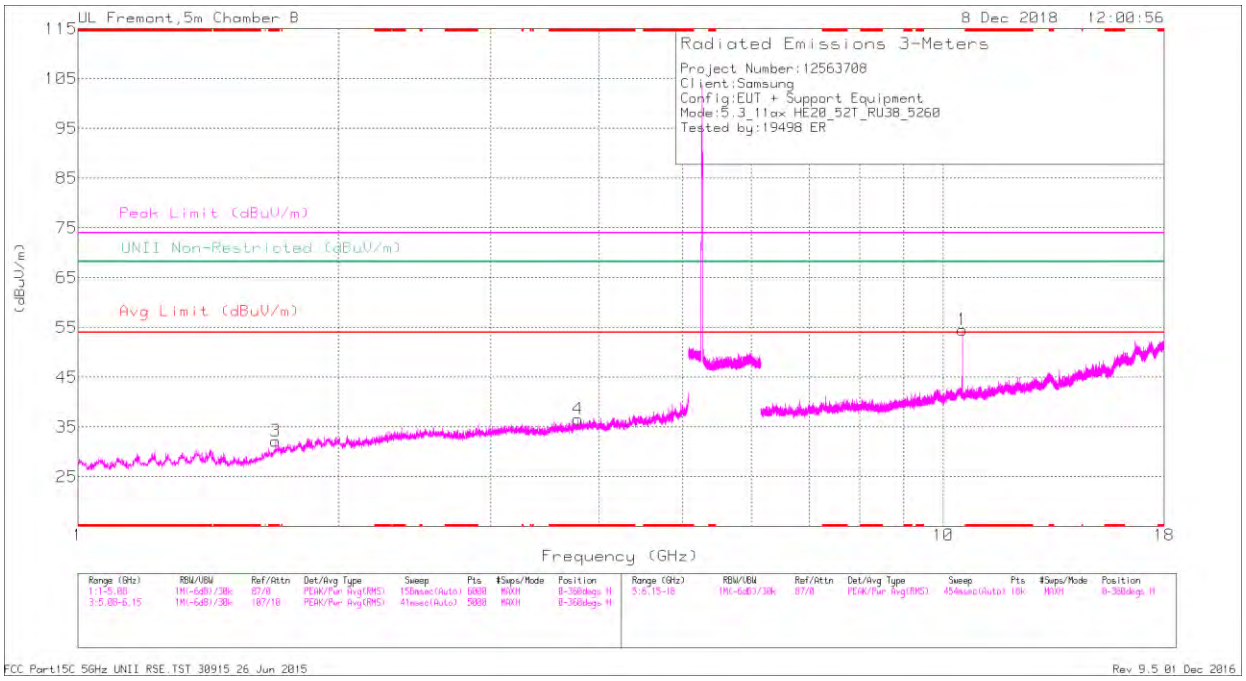

HORIZONTAL

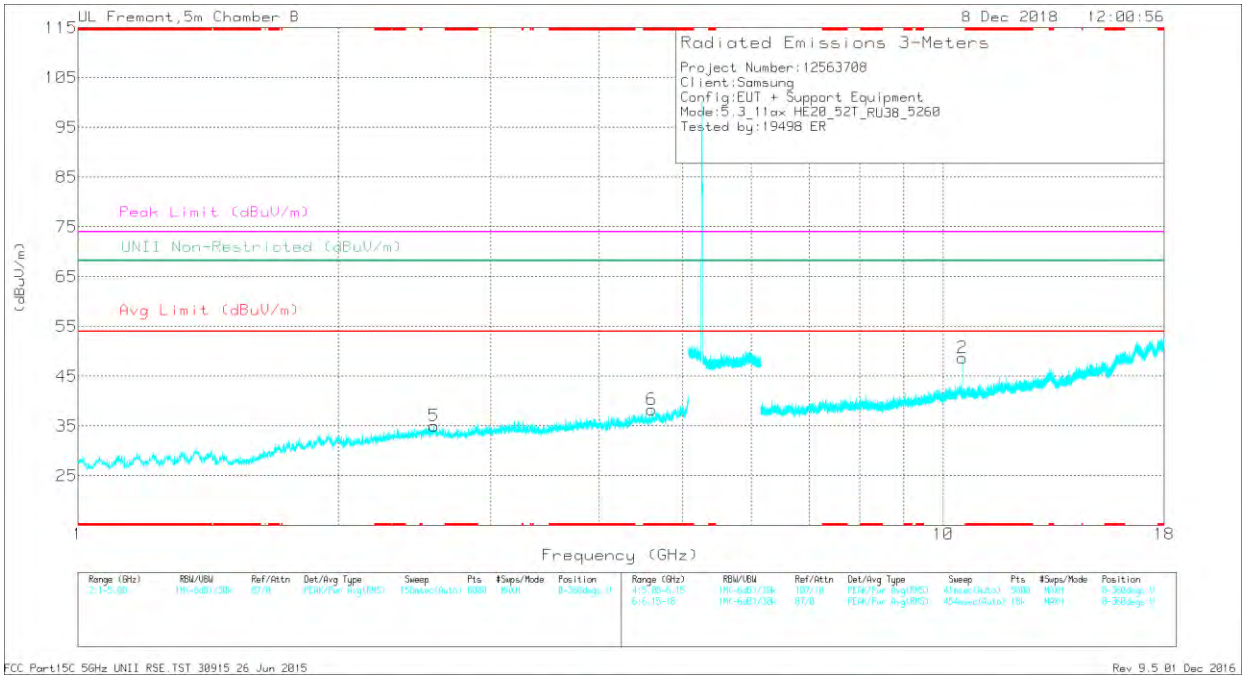

VERTICAL

UL VERIFICATION SERVICES INC.
47173 Benicia Street, Fremont, CA 94538; USA TEL:(510) 771-1000 FAX:(510) 661-0888
This report shall not be reproduced except in full, without the written approval of UL Verification Services Inc.

RADIATED EMISSIONS

Marker	Frequency (GHz)	Meter Reading (dBuV)	Det	AF T863 (dB/m)	Amp/Cbl/Fltr/Pad (dB)	DC Corr (dB)	Corrected Reading (dBuV/m)	Avg Limit (dBuV/m)	Margin (dB)	Peak Limit (dBuV/m)	PK Margin (dB)	UNII Non-Restricted (dBuV/m)	PK Margin (dB)	Azimuth (Degs)	Height (cm)	Polarity
4	* 3.784	39.39	PK-U	33.4	-30.5	0	42.29	-	-	74	-31.71	-	-	321	191	H
	* 3.782	28.42	ADR	33.4	-30.5	.17	31.49	54	-22.51	-	-	-	-	321	191	H
3	* 1.693	41.22	PK-U	29.4	-32.9	0	37.72	-	-	74	-36.28	-	-	39	130	H
	* 1.693	29.76	ADR	29.4	-32.9	.17	26.43	54	-27.57	-	-	-	-	39	130	H
6	* 4.605	38.62	PK-U	34.1	-29.4	0	43.32	-	-	74	-30.68	-	-	238	237	V
	* 4.605	27.56	ADR	34.1	-29.3	.17	32.53	54	-21.47	-	-	-	-	238	237	V
5	2.578	40.74	PK-U	32.7	-31.8	0	41.64	-	-	-	-	68.2	-26.56	125	135	V
1	10.526	49.33	PK-U	37.8	-23.1	0	64.03	-	-	-	-	68.2	-4.17	134	103	H
2	10.526	42.7	PK-U	37.8	-23.1	0	57.4	-	-	-	-	68.2	-10.8	81	102	V

* - indicates frequency in CFR47 Pt 15 / IC RSS-Restricted Band
PK-U - U-NII: Maximum Peak
ADR - U-NII AD primary method, RMS average

UL VERIFICATION SERVICES INC.
47173 Benicia Street, Fremont, CA 94538; USA TEL:(510) 771-1000 FAX:(510) 661-0888
This report shall not be reproduced except in full, without the written approval of UL Verification Services Inc.

MID CHANNEL RESULTS

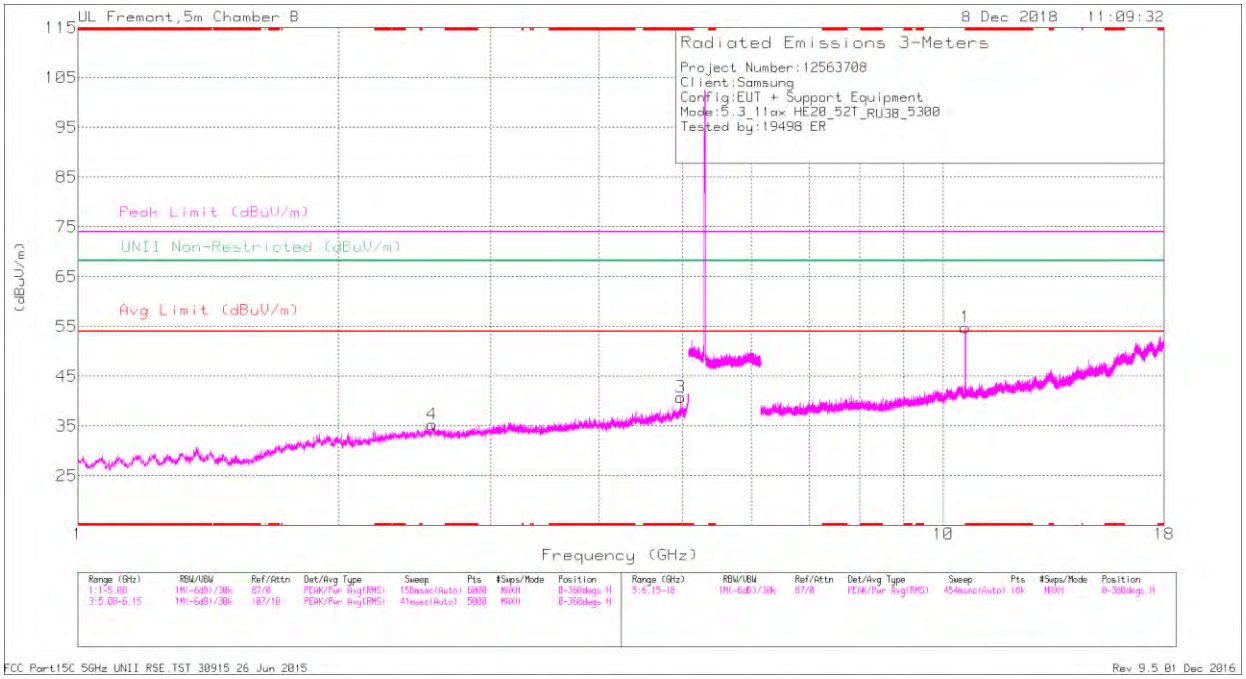

HORIZONTAL

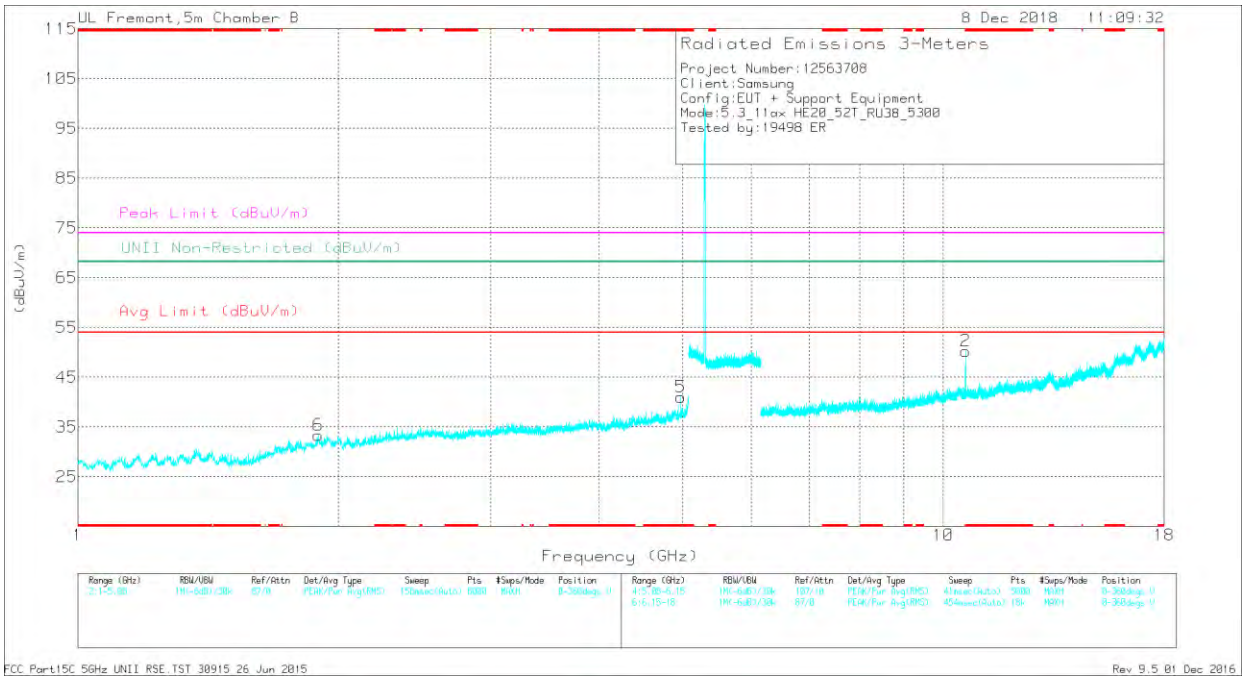

VERTICAL

UL VERIFICATION SERVICES INC.
47173 Benicia Street, Fremont, CA 94538; USA TEL:(510) 771-1000 FAX:(510) 661-0888
This report shall not be reproduced except in full, without the written approval of UL Verification Services Inc.

RADIATED EMISSIONS

Marker	Frequency (GHz)	Meter Reading (dBuV)	Det	AF T863 (dB/m)	Amp/Cbl/Fltr/Pad (dB)	DC Corr (dB)	Corrected Reading (dBuV/m)	Avg Limit (dBuV/m)	Margin (dB)	Peak Limit (dBuV/m)	PK Margin (dB)	UNII Non-Restricted (dBuV/m)	PK Margin (dB)	Azimuth (Degs)	Height (cm)	Polarity
3	* 4.969	39.28	PK-U	34.5	-28.6	0	45.18	-	-	74	-28.82	-	-	35	145	H
	* 4.97	27.56	ADR	34.5	-28.6	.17	33.63	54	-20.37	-	-	-	-	35	145	H
5	* 4.97	38.65	PK-U	34.5	-28.5	0	44.65	-	-	74	-29.35	-	-	112	185	V
	* 4.97	27.24	ADR	34.5	-28.6	.17	33.31	54	-20.69	-	-	-	-	112	185	V
1	* 10.606	49.74	PK-U	37.7	-22.9	0	64.54	-	-	74	-9.46	-	-	132	118	H
	* 10.606	35.55	ADR	37.7	-22.9	.17	50.52	54	-3.48	-	-	-	-	132	118	H
2	* 10.607	43.32	PK-U	37.7	-22.9	0	58.12	-	-	74	-15.88	-	-	164	258	V
	* 10.607	29.69	ADR	37.7	-22.9	.17	44.66	54	-9.34	-	-	-	-	164	258	V
6	1.896	41.7	PK-U	31	-32.8	0	39.9	-	-	-	-	68.2	-28.3	240	220	V
4	2.565	39.91	PK-U	32.7	-31.9	0	40.71	-	-	-	-	68.2	-27.49	141	240	H

* - indicates frequency in CFR47 Pt 15 / IC RSS-Restricted Band
PK-U - U-NII: Maximum Peak
ADR - U-NII AD primary method, RMS average

UL VERIFICATION SERVICES INC.
47173 Benicia Street, Fremont, CA 94538; USA TEL:(510) 771-1000 FAX:(510) 661-0888
This report shall not be reproduced except in full, without the written approval of UL Verification Services Inc.

HIGH CHANNEL RESULTS

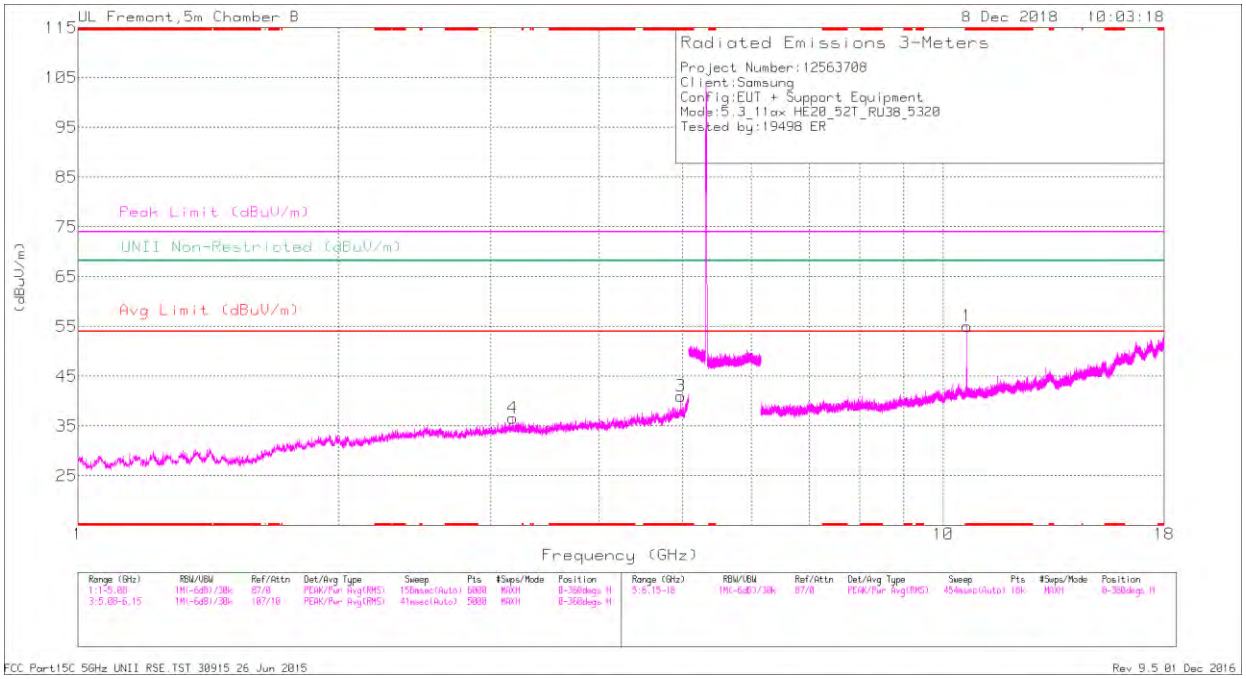

HORIZONTAL

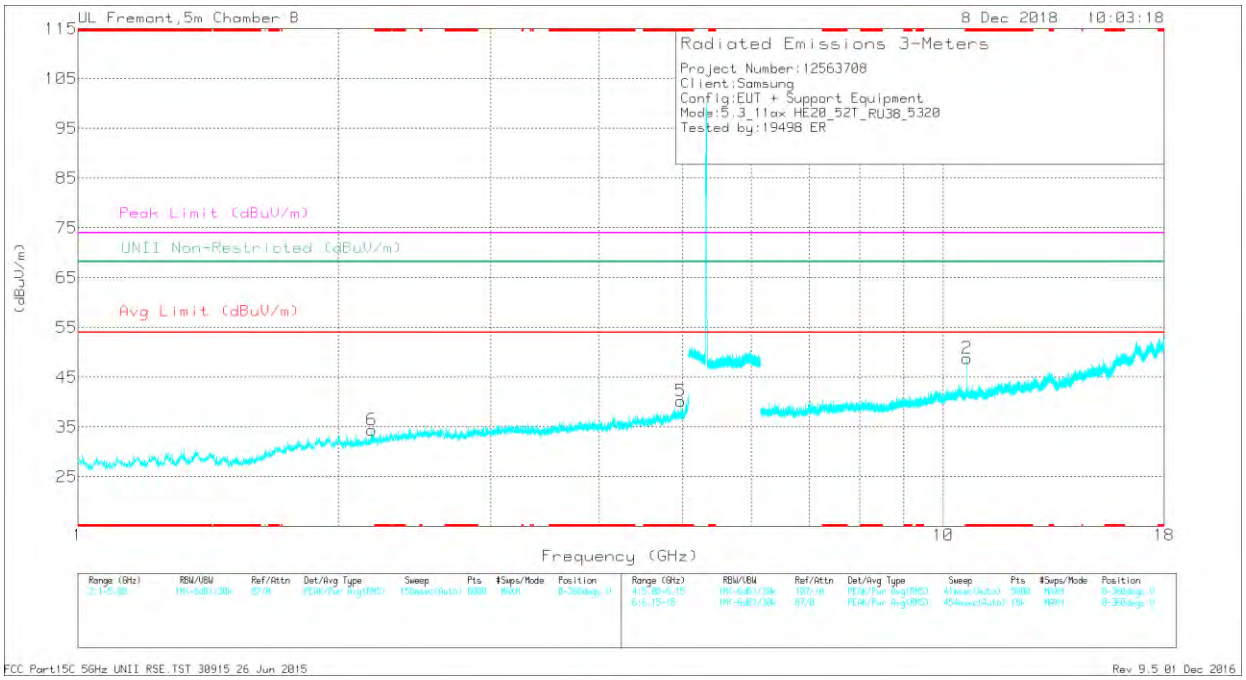

VERTICAL

UL VERIFICATION SERVICES INC.
47173 Benicia Street, Fremont, CA 94538; USA TEL:(510) 771-1000 FAX:(510) 661-0888
This report shall not be reproduced except in full, without the written approval of UL Verification Services Inc.

RADIATED EMISSIONS

Marker	Frequency (GHz)	Meter Reading (dBuV)	Det	AF T863 (dB/m)	Amp/Cbl/Fltr/Pad (dB)	DC Corr (dB)	Corrected Reading (dBuV/m)	Avg Limit (dBuV/m)	Margin (dB)	Peak Limit (dBuV/m)	PK Margin (dB)	UNII Non-Restricted (dBuV/m)	PK Margin (dB)	Azimuth (Degs)	Height (cm)	Polarity
3	* 4.97	38.31	PK-U	34.5	-28.6	0	44.21	-	-	74	-29.79	-	-	325	150	H
	* 4.971	27.36	ADR	34.5	-28.5	.17	33.53	54	-20.47	-	-	-	-	325	150	H
5	* 4.97	38.6	PK-U	34.5	-28.6	0	44.5	-	-	74	-29.5	-	-	231	217	V
	* 4.97	27.49	ADR	34.5	-28.6	.17	33.56	54	-20.44	-	-	-	-	231	217	V
1	* 10.644	50.41	PK-U	37.8	-22.6	0	65.61	-	-	74	-8.39	-	-	142	105	H
	* 10.646	35.1	ADR	37.8	-22.6	.17	50.47	54	-3.53	-	-	-	-	142	105	H
2	* 10.646	44.18	PK-U	37.8	-22.6	0	59.38	-	-	74	-14.62	-	-	170	252	V
	* 10.646	29.28	ADR	37.8	-22.6	.17	44.65	54	-9.35	-	-	-	-	170	252	V
6	2.189	40.62	PK-U	31.4	-32.4	0	39.62	-	-	-	-	68.2	-28.58	83	309	V
4	3.184	39.68	PK-U	33.1	-30.9	0	41.88	-	-	-	-	68.2	-26.32	170	173	H

* - indicates frequency in CFR47 Pt 15 / IC RSS-Restricted Band
PK-U - U-NII: Maximum Peak
ADR - U-NII AD primary method, RMS average

UL VERIFICATION SERVICES INC.
47173 Benicia Street, Fremont, CA 94538; USA TEL:(510) 771-1000 FAX:(510) 661-0888
This report shall not be reproduced except in full, without the written approval of UL Verification Services Inc.

9.1.13. TX ABOVE 1 GHz 802.11ax HE40 MODE IN THE 5.3 GHz BAND

2TX Antenna 1 + Antenna 2 OFDMA MODE – 484-Tones, RU Index 65

BANDEDGE (HIGH CHANNEL)

HORIZONTAL RESULT

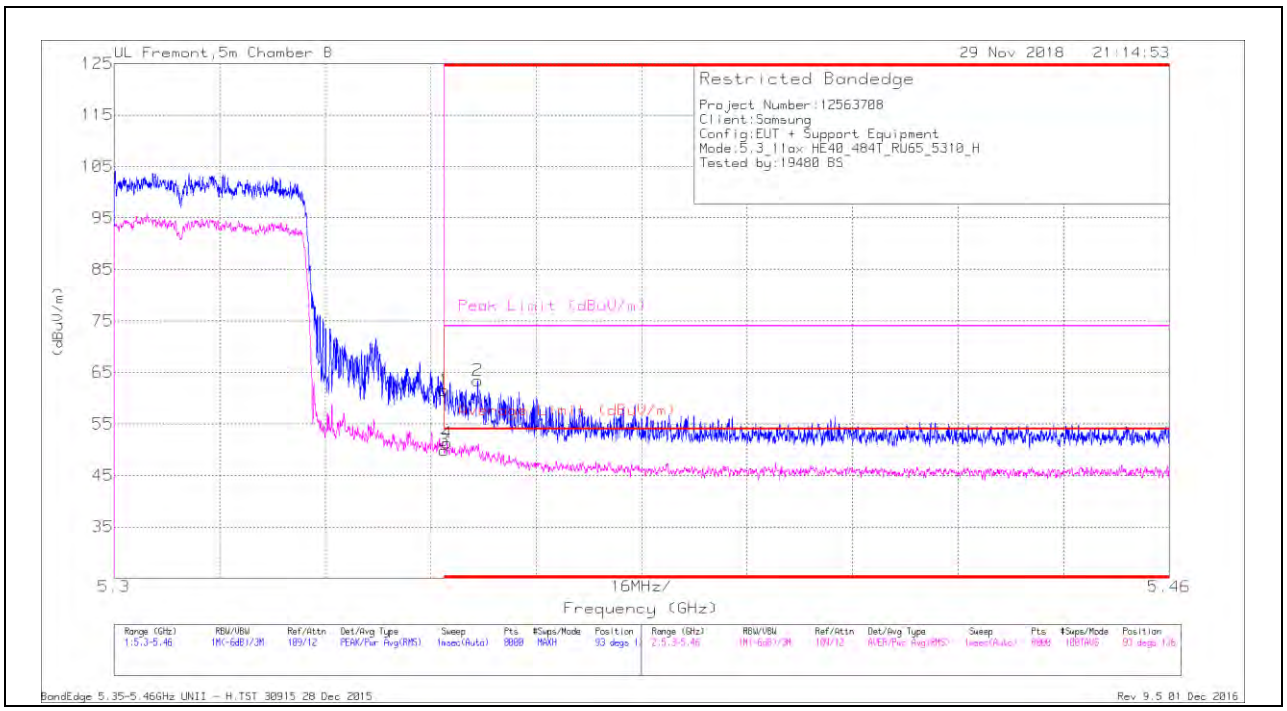

Trace Markers

Marker	Frequency (GHz)	Meter Reading (dBuV)	Det	AF T863 (dB/m)	Amp/Cbl/Fltr/Pad (dB)	DC Corr (dB)	Corrected Reading (dBuV/m)	Average Limit (dBuV/m)	Margin (dB)	Peak Limit (dBuV/m)	PK Margin (dB)	Azimuth (Degs)	Height (cm)	Polarity
1	* 5.35	44.32	Pk	35	-17.8	0	61.52	-	-	74	-12.48	93	136	H
2	* 5.355	46.15	Pk	35	-17.7	0	63.45	-	-	74	-10.55	93	136	H
3	* 5.35	31.58	RMS	35	-17.8	1.13	49.91	54	-4.09	-	-	93	136	H
4	* 5.351	33.06	RMS	35	-17.9	1.13	51.29	54	-2.71	-	-	93	136	H

* - indicates frequency in CFR47 Pt 15 / IC RSS-Restricted Band
Pk - Peak detector
RMS - RMS detection

UL VERIFICATION SERVICES INC.
47173 Benicia Street, Fremont, CA 94538; USA TEL:(510) 771-1000 FAX:(510) 661-0888
This report shall not be reproduced except in full, without the written approval of UL Verification Services Inc.

VERTICAL RESULT

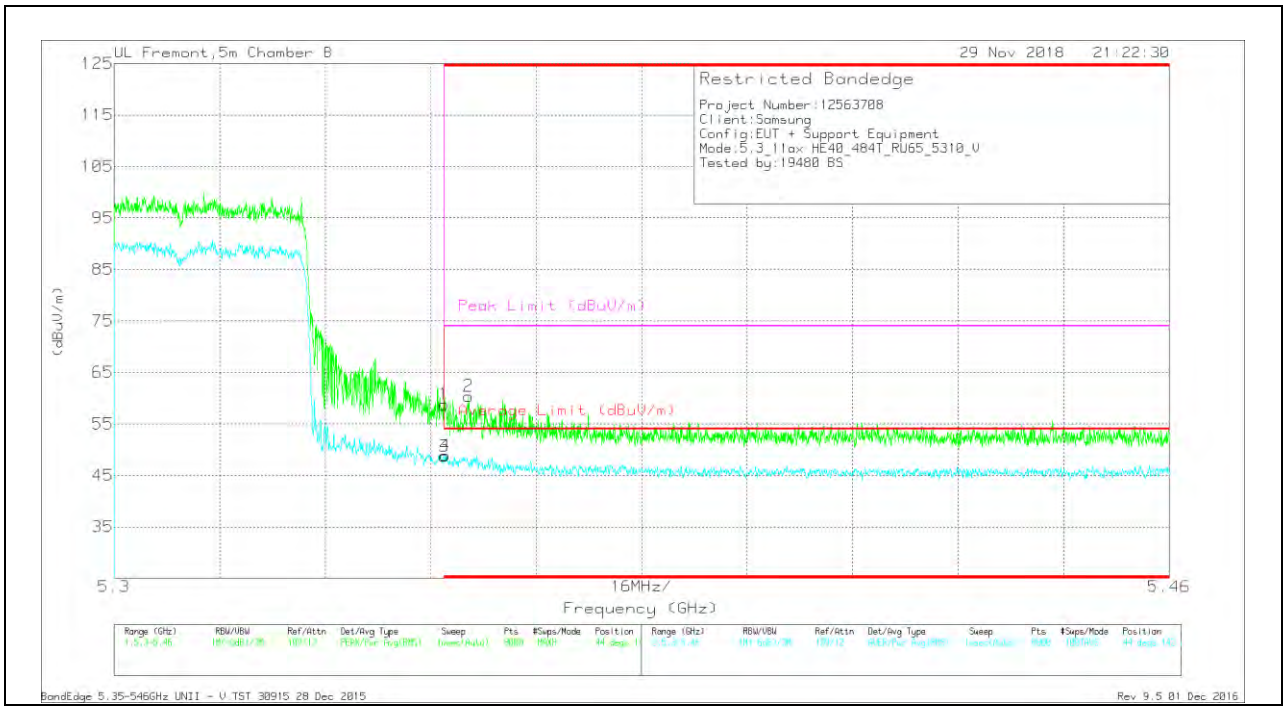

Trace Markers

Marker	Frequency (GHz)	Meter Reading (dBuV)	Det	AF T863 (dB/m)	Amp/Cbl/Fltr/Pad (dB)	DC Corr (dB)	Corrected Reading (dBuV/m)	Average Limit (dBuV/m)	Margin (dB)	Peak Limit (dBuV/m)	PK Margin (dB)	Azimuth (Degs)	Height (cm)	Polarity
1	* 5.35	41.6	Pk	35	-17.8	0	58.8	-	-	74	-15.2	44	142	V
2	* 5.354	43.28	Pk	35	-17.9	0	60.38	-	-	74	-13.62	44	142	V
3	* 5.35	30.41	RMS	35	-17.8	1.13	48.74	54	-5.26	-	-	44	142	V
4	* 5.35	30.63	RMS	35	-17.9	1.13	48.86	54	-5.14	-	-	44	142	V

* - indicates frequency in CFR47 Pt 15 / IC RSS-Restricted Band
Pk - Peak detector
RMS - RMS detection

UL VERIFICATION SERVICES INC.
47173 Benicia Street, Fremont, CA 94538; USA TEL:(510) 771-1000 FAX:(510) 661-0888
This report shall not be reproduced except in full, without the written approval of UL Verification Services Inc.

HARMONICS AND SPURIOUS EMISSIONS

LOW CHANNEL RESULTS

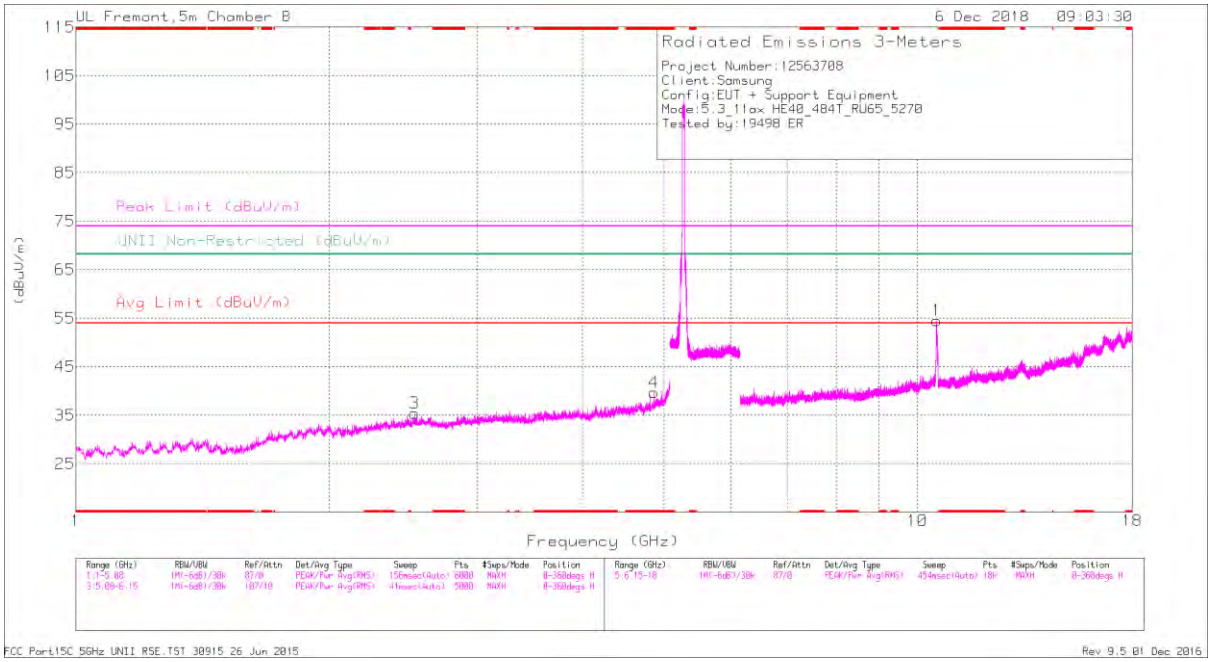

HORIZONTAL

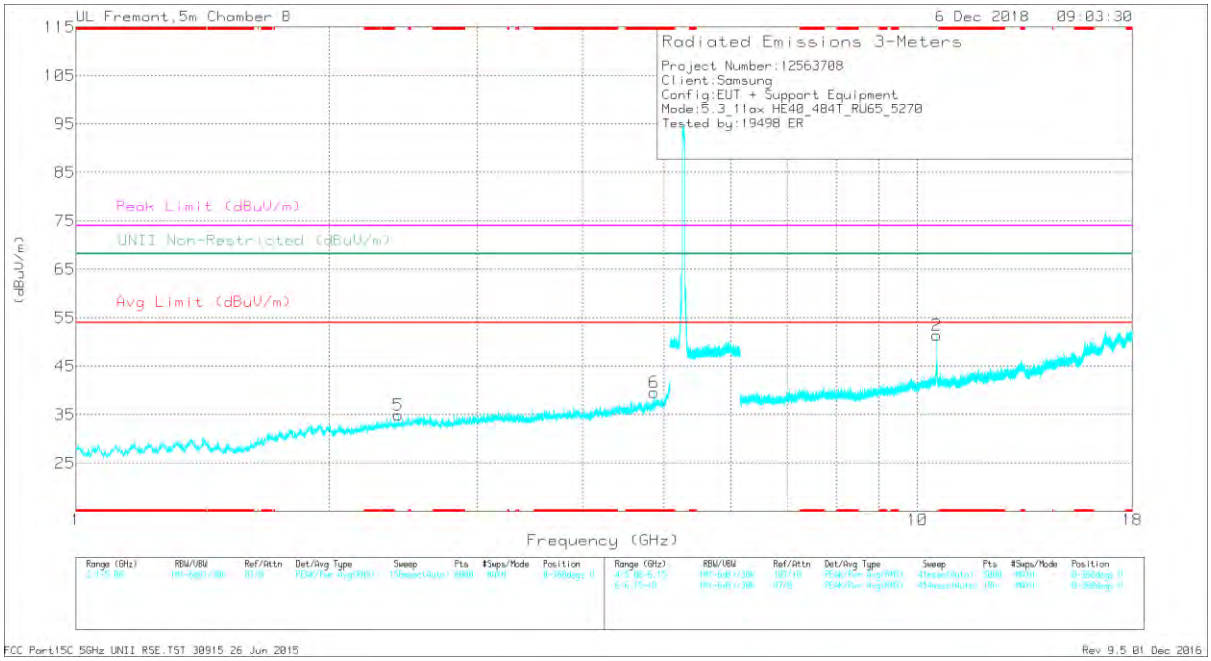

VERTICAL

UL VERIFICATION SERVICES INC.
47173 Benicia Street, Fremont, CA 94538; USA TEL:(510) 771-1000 FAX:(510) 661-0888
This report shall not be reproduced except in full, without the written approval of UL Verification Services Inc.

RADIATED EMISSIONS

Marker	Frequency (GHz)	Meter Reading (dBuV)	Det	AF T863 (dB/m)	Amp/Cbl/Fltr/Pad (dB)	DC Corr (dB)	Corrected Reading (dBuV/m)	Avg Limit (dBuV/m)	Margin (dB)	Peak Limit (dBuV/m)	PK Margin (dB)	UNII Non-Restricted (dBuV/m)	PK Margin (dB)	Azimuth (Degs)	Height (cm)	Polarity
4	* 4.862	39.8	PK-U	34.2	-29.3	0	44.7	-	-	74	-29.3	-	-	114	130	H
	* 4.862	27.87	ADR	34.2	-29.3	1.13	33.9	54	-20.1	-	-	-	-	114	130	H
6	* 4.862	38.71	PK-U	34.2	-29.2	0	43.71	-	-	74	-30.29	-	-	83	272	V
	* 4.862	27.62	ADR	34.2	-29.2	1.13	33.75	54	-20.25	-	-	-	-	83	272	V
5	2.415	40.97	PK-U	32.4	-32.8	0	40.57	-	-	-	-	68.2	-27.63	241	159	V
3	2.524	40.72	PK-U	32.7	-31.8	0	41.62	-	-	-	-	68.2	-26.58	324	211	H
1	10.539	43.19	PK-U	37.8	-23.2	0	57.79	-	-	-	-	68.2	-10.41	156	149	H
2	10.541	39.53	PK-U	37.8	-23.3	0	54.03	-	-	-	-	68.2	-14.17	152	248	V

* - indicates frequency in CFR47 Pt 15 / IC RSS-Restricted Band
PK-U - U-NII: Maximum Peak
ADR - U-NII AD primary method, RMS average

UL VERIFICATION SERVICES INC.
47173 Benicia Street, Fremont, CA 94538; USA TEL:(510) 771-1000 FAX:(510) 661-0888
This report shall not be reproduced except in full, without the written approval of UL Verification Services Inc.