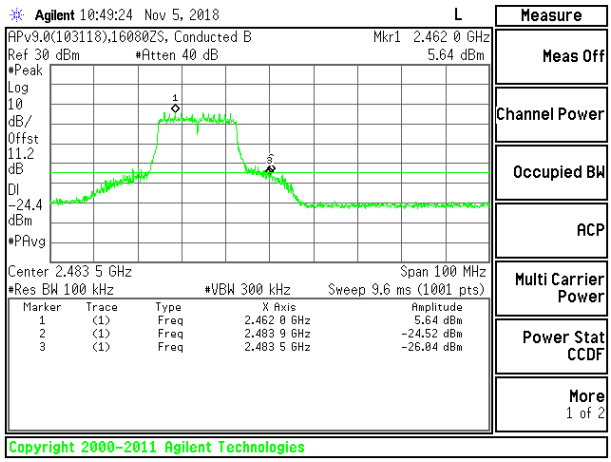

HIGH CHANNEL 12 BANDEDGE CHAIN 1

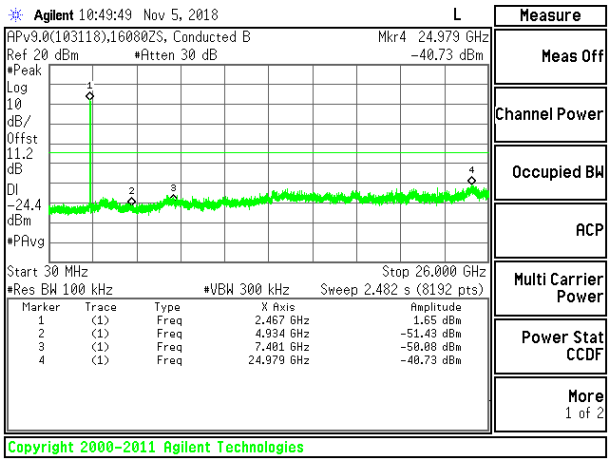

OUT-OF-BAND HIGH CHANNEL 12 CHAIN 1

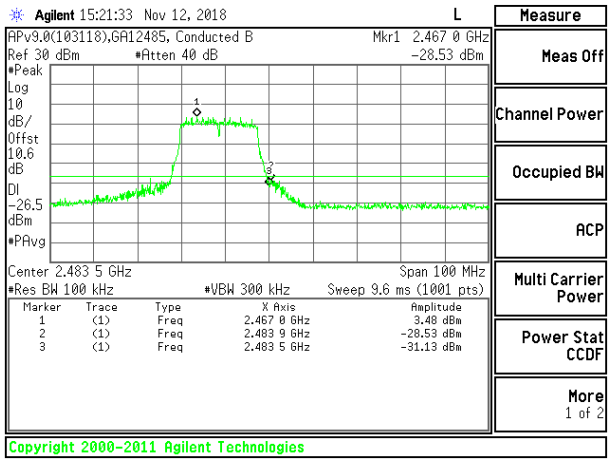

HIGH CHANNEL 13 BANDEDGE CHAIN 1

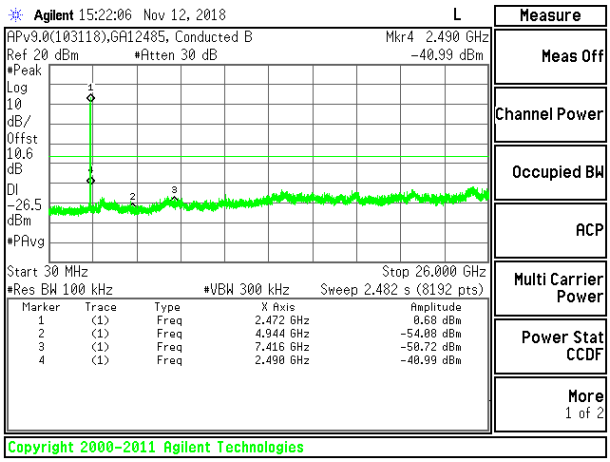

OUT-OF-BAND HIGH CHANNEL 13 CHAIN 1

UL VERIFICATION SERVICES INC.
47173 Benicia Street, Fremont, CA 94538; USA TEL:(510) 771-1000 FAX:(510) 661-0888
This report shall not be reproduced except in full, without the written approval of UL Verification Services Inc.

8.6.4. 802.11ax HE20 MODE

s2TX Antenna 1 + Antenna 2 OFDMA MODE: 242-Tones, RU index 61

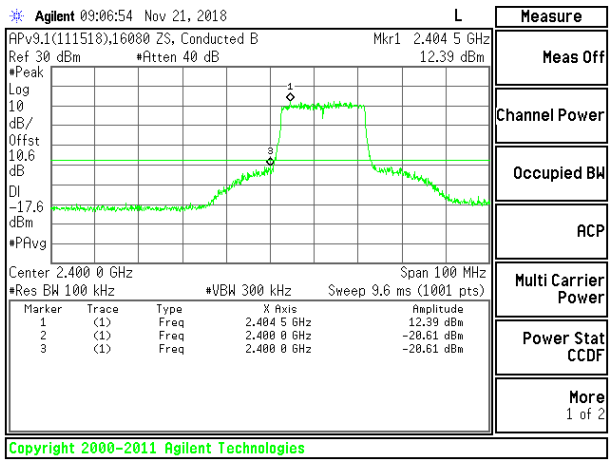

LOW CHANNEL 1 BANDEDGE CHAIN 0

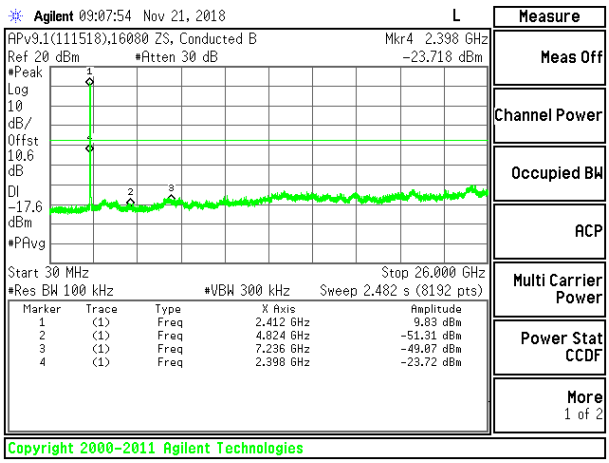

OUT-OF-BAND LOW CHANNEL 1 CHAIN 0

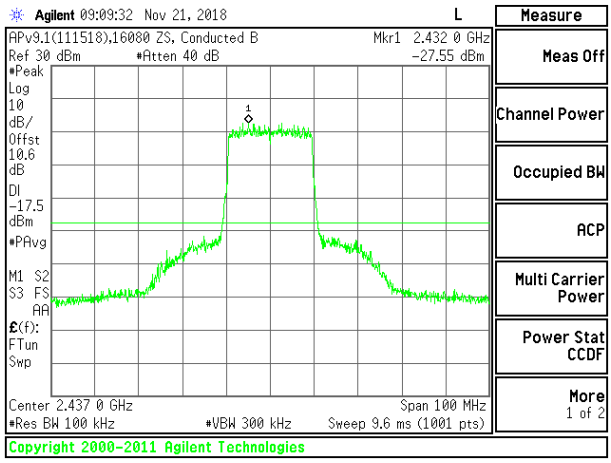

IN-BAND REFERENCE LEVEL CHAIN 0

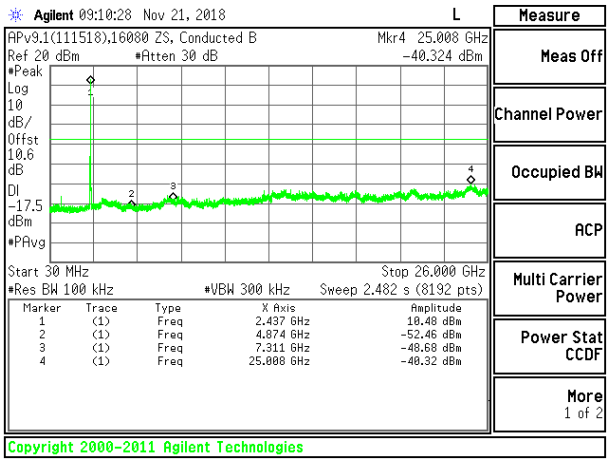

OUT-OF-BAND MID CHANNEL CHAIN 0

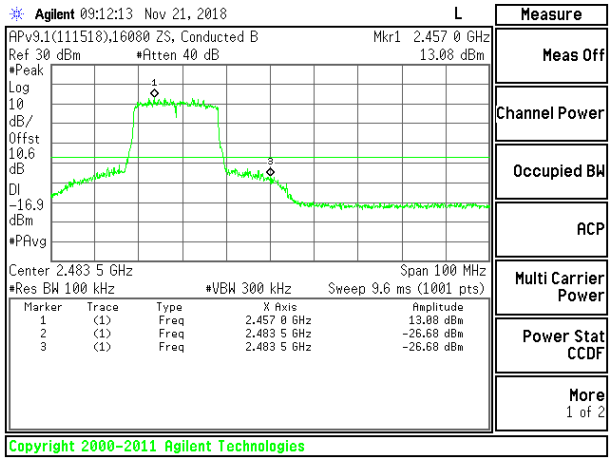

HIGH CHANNEL 11 BANDEDGE CHAIN 0

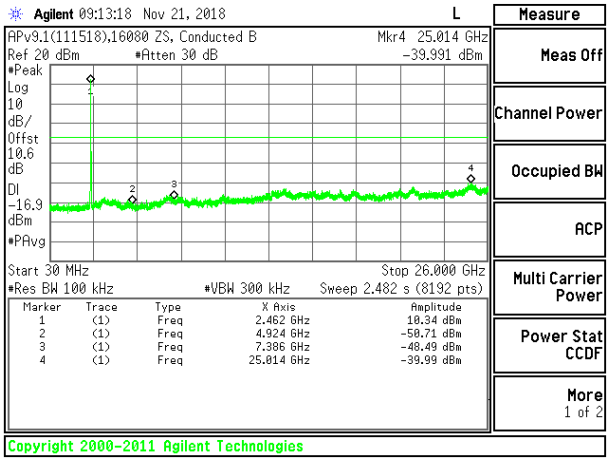

OUT-OF-BAND HIGH CHANNEL 11 CHAIN 0

UL VERIFICATION SERVICES INC.
47173 Benicia Street, Fremont, CA 94538; USA TEL:(510) 771-1000 FAX:(510) 661-0888
This report shall not be reproduced except in full, without the written approval of UL Verification Services Inc.

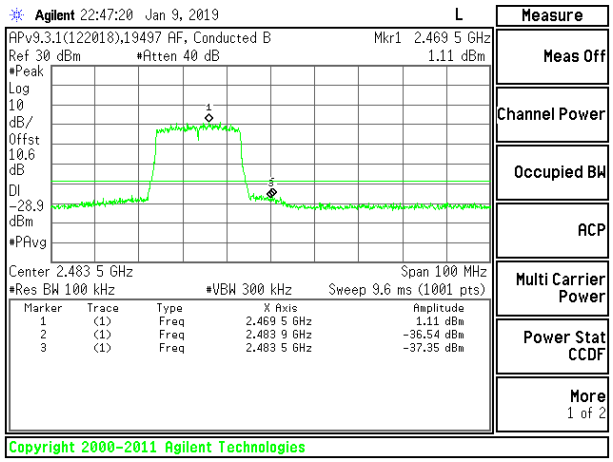

HIGH CHANNEL 12 BANDEDGE CHAIN 0

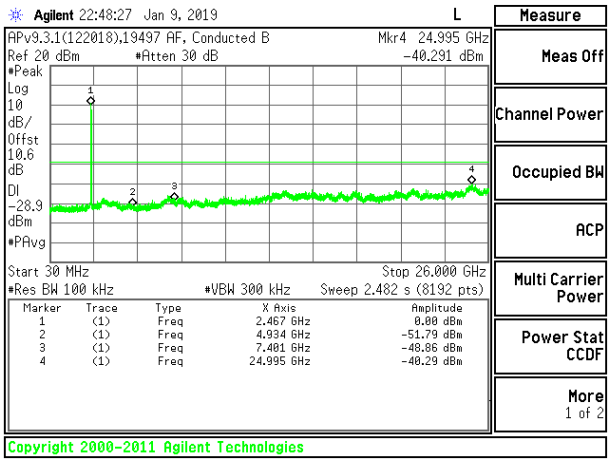

OUT-OF-BAND HIGH CHANNEL 12 CHAIN 0

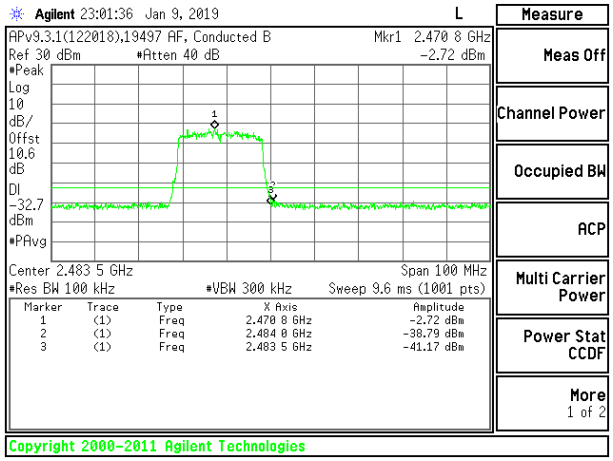

HIGH CHANNEL 13 BANDEDGE CHAIN 0

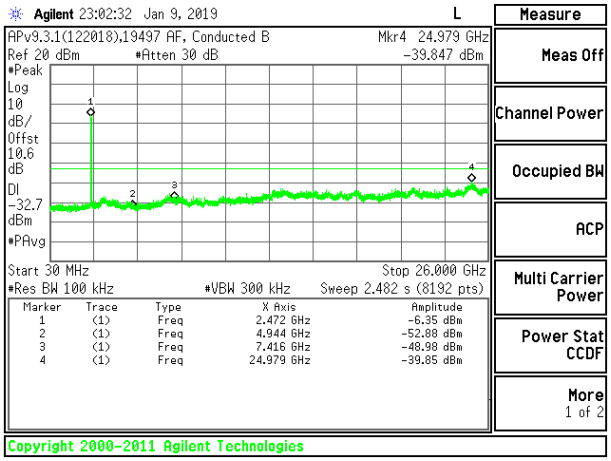

OUT-OF-BAND HIGH CHANNEL 13 CHAIN 0

UL VERIFICATION SERVICES INC.
47173 Benicia Street, Fremont, CA 94538; USA TEL:(510) 771-1000 FAX:(510) 661-0888
This report shall not be reproduced except in full, without the written approval of UL Verification Services Inc.

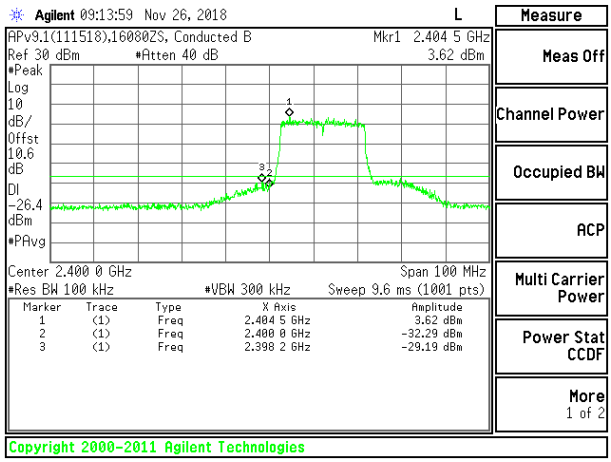

LOW CHANNEL 1 BANDEDGE CHAIN 1

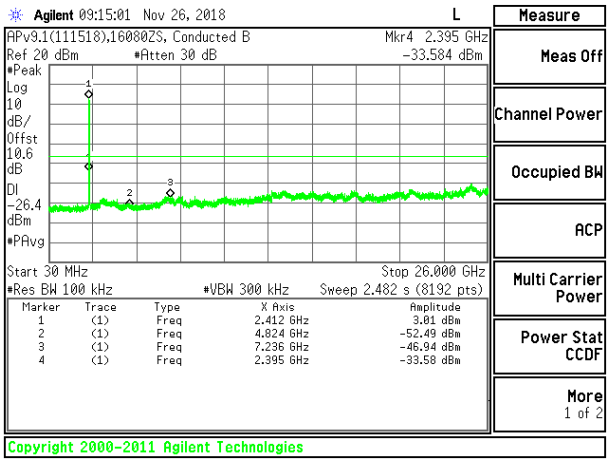

OUT-OF-BAND LOW CHANNEL 1 CHAIN 1

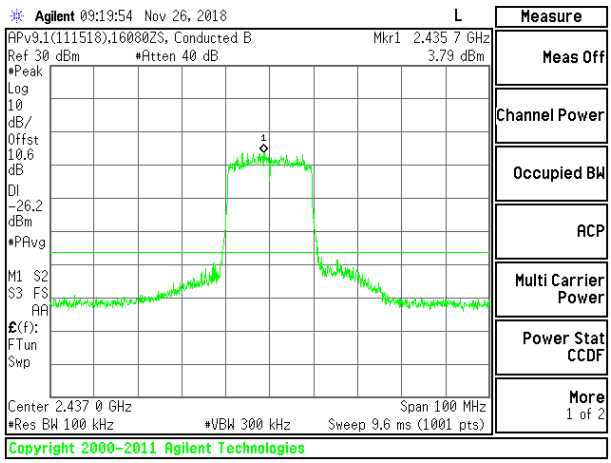

IN-BAND REFERENCE LEVEL CHAIN 1

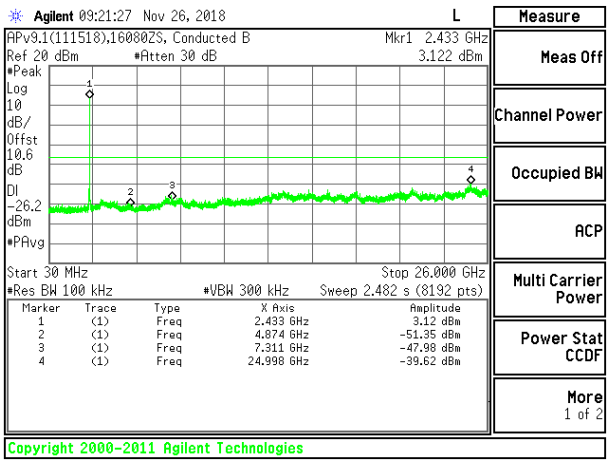

OUT-OF-BAND MID CHANNEL CHAIN 1

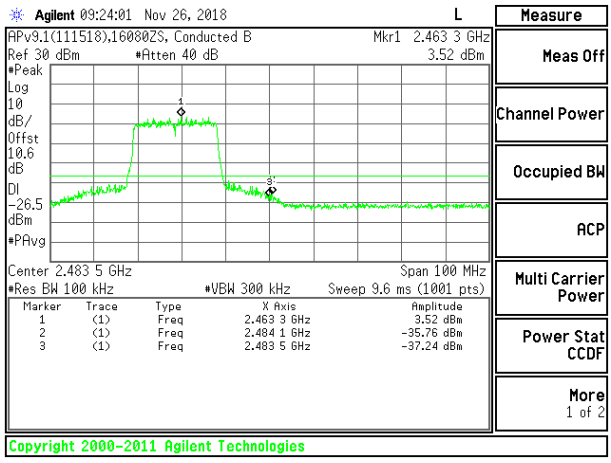

HIGH CHANNEL 11 BANDEDGE CHAIN 1

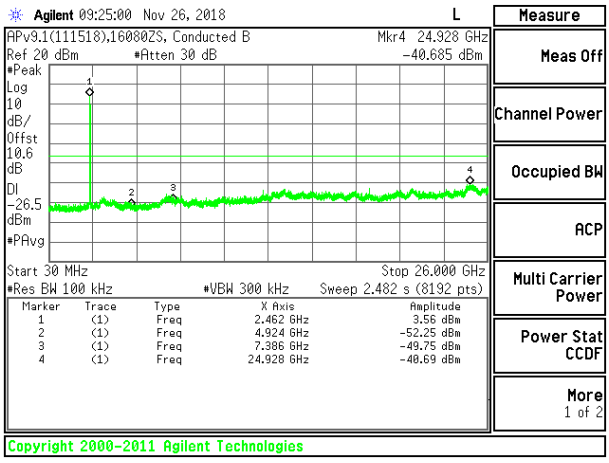

OUT-OF-BAND HIGH CHANNEL 11 CHAIN 1

UL VERIFICATION SERVICES INC.
47173 Benicia Street, Fremont, CA 94538; USA TEL:(510) 771-1000 FAX:(510) 661-0888
This report shall not be reproduced except in full, without the written approval of UL Verification Services Inc.

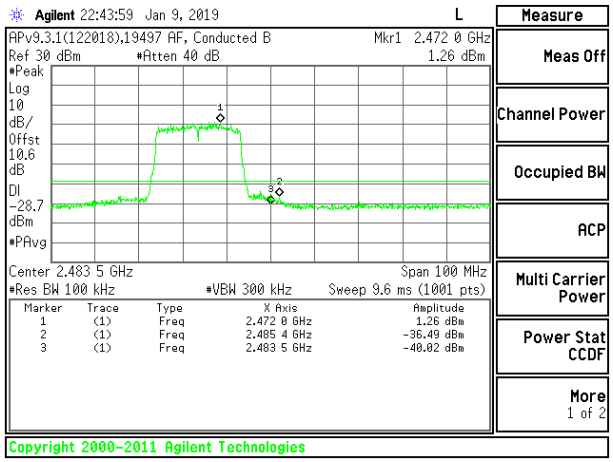

HIGH CHANNEL 12 BANDEDGE CHAIN 1

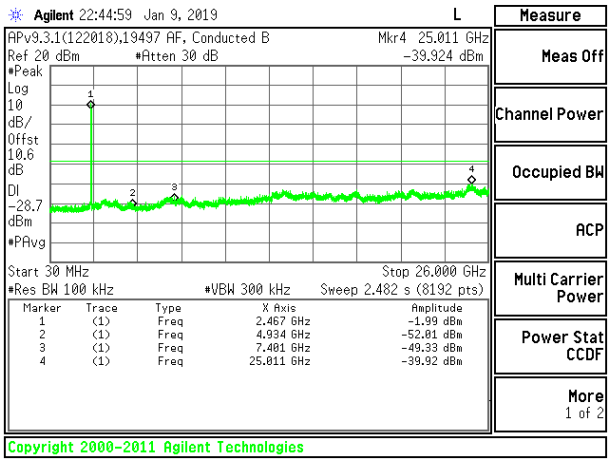

OUT-OF-BAND HIGH CHANNEL 12 CHAIN 1

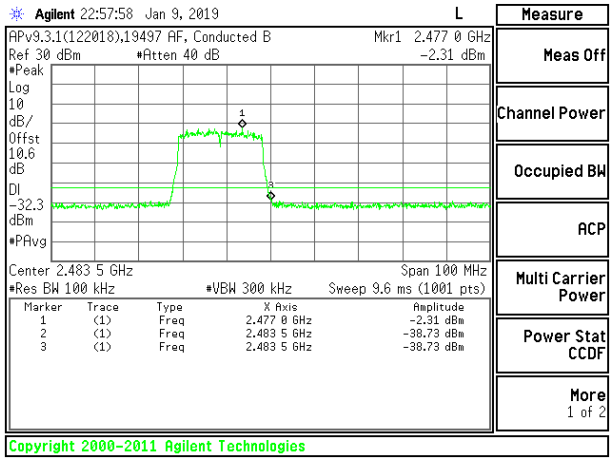

HIGH CHANNEL 13 BANDEDGE CHAIN 1

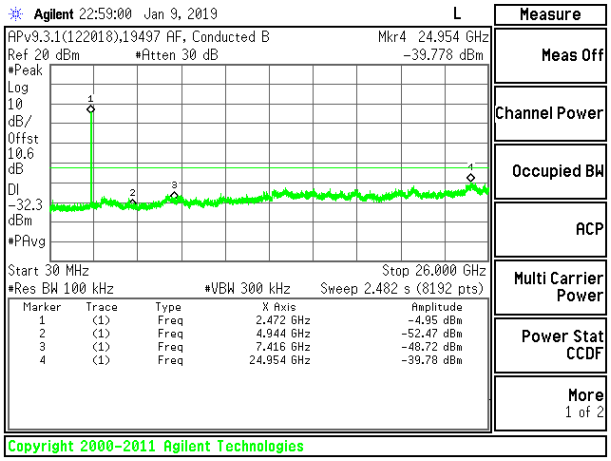

OUT-OF-BAND HIGH CHANNEL 13 CHAIN 1

UL VERIFICATION SERVICES INC.
47173 Benicia Street, Fremont, CA 94538; USA TEL:(510) 771-1000 FAX:(510) 661-0888
This report shall not be reproduced except in full, without the written approval of UL Verification Services Inc.

2TX Antenna 1 + Antenna 2 OFDMA MODE: 106-Tones, RU index 53

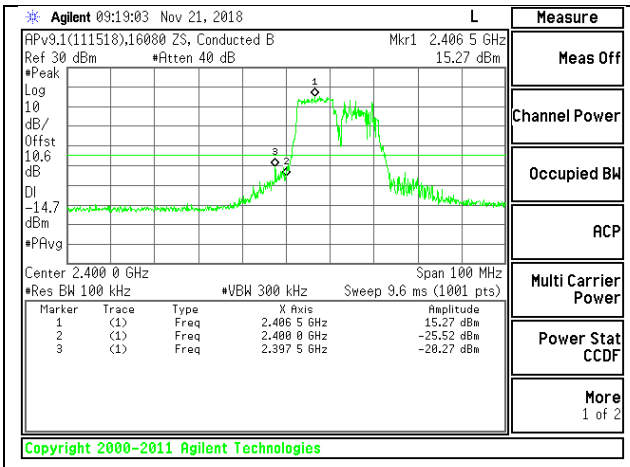

LOW CHANNEL 1 BANDEDGE CHAIN 0

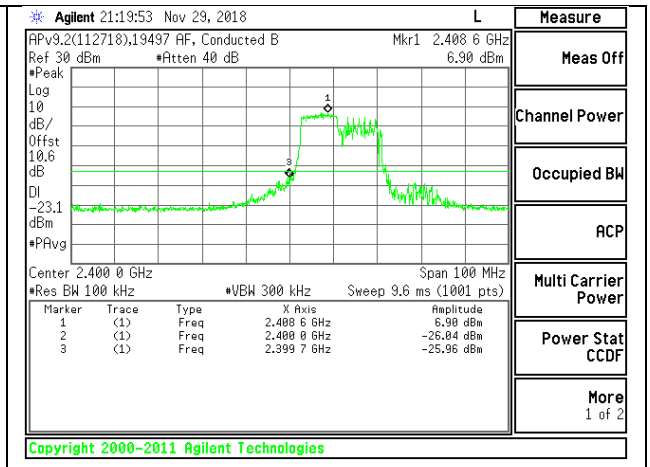

LOW CHANNEL 1 BANDEDGE CHAIN 1

2TX Antenna 1 + Antenna 2 OFDMA MODE: 106-Tones, RU index 54

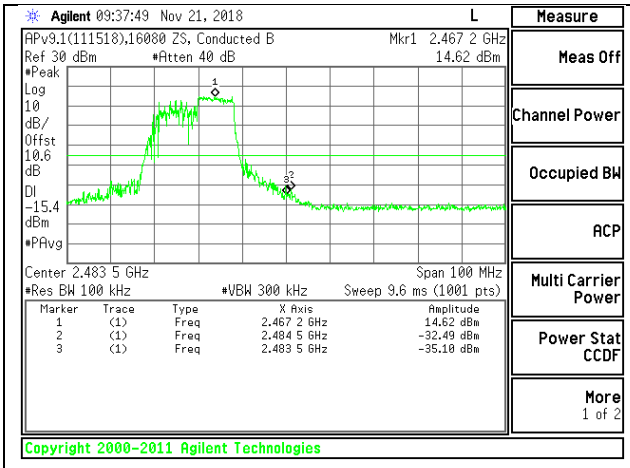

HIGH CHANNEL 11 BANDEDGE CHAIN 0

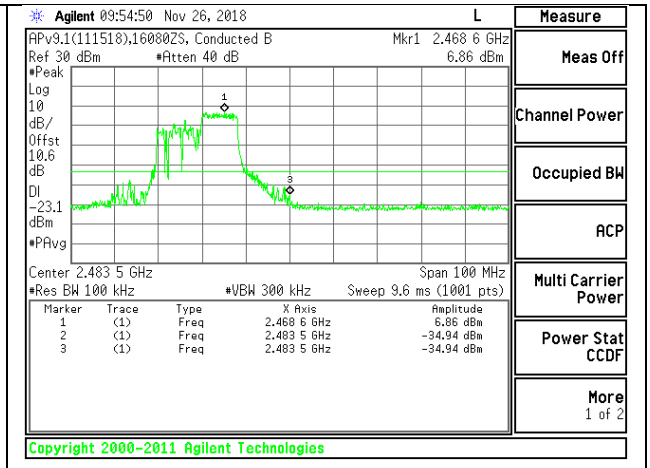

HIGH CHANNEL 11 BANDEDGE CHAIN 1

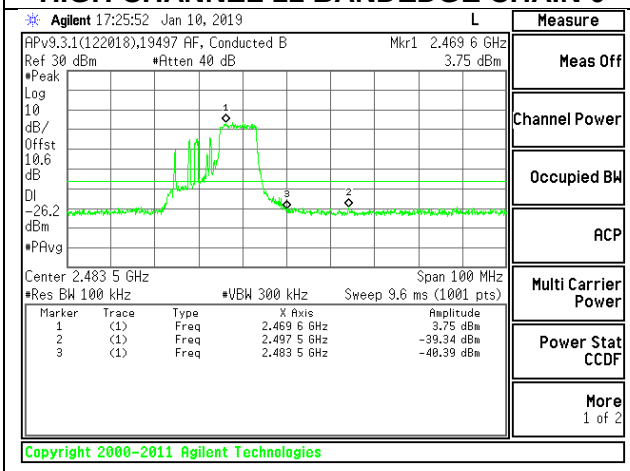

HIGH CHANNEL 12 BANDEDGE CHAIN 0

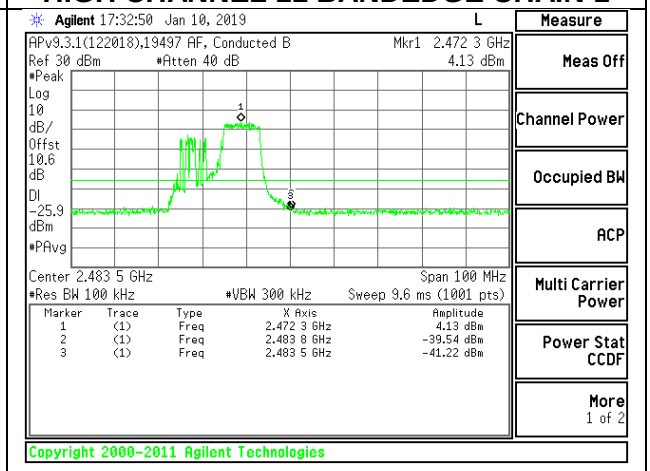

HIGH CHANNEL 12 BANDEDGE CHAIN 1

UL VERIFICATION SERVICES INC.
47173 Benicia Street, Fremont, CA 94538; USA TEL:(510) 771-1000 FAX:(510) 661-0888
This report shall not be reproduced except in full, without the written approval of UL Verification Services Inc.

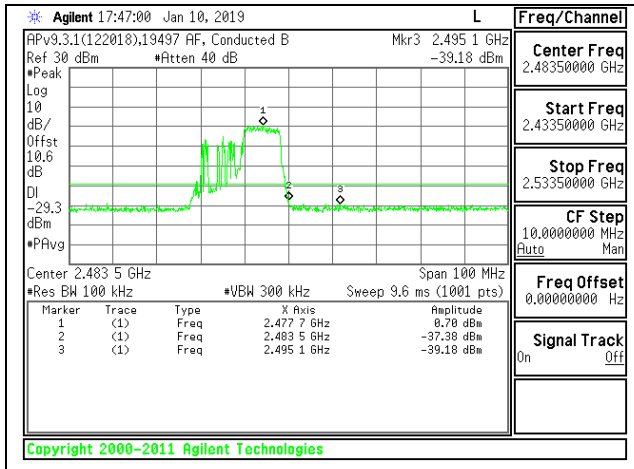

HIGH CHANNEL 13 BANDEDGE CHAIN 0

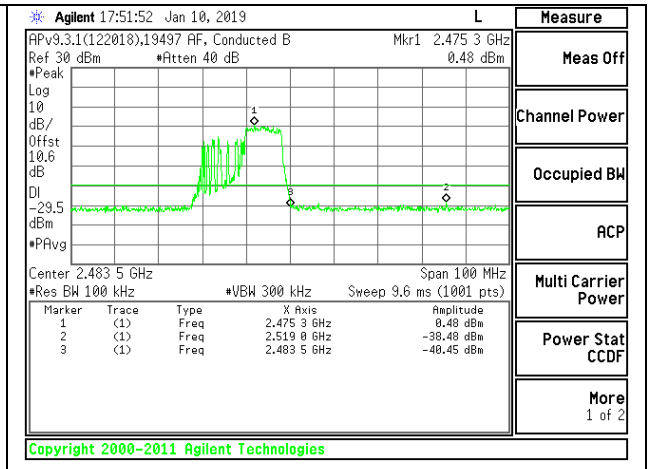

HIGH CHANNEL 13 BANDEDGE CHAIN 1

2TX Antenna 1 + Antenna 2 OFDMA MODE: 52-Tones, RU index 37

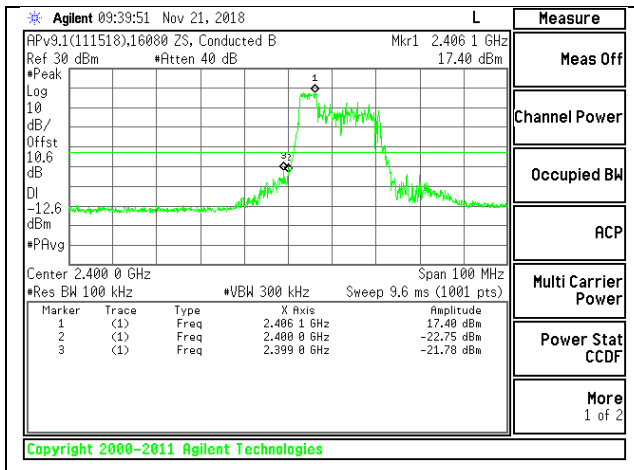

LOW CHANNEL 1 BANDEDGE CHAIN 0

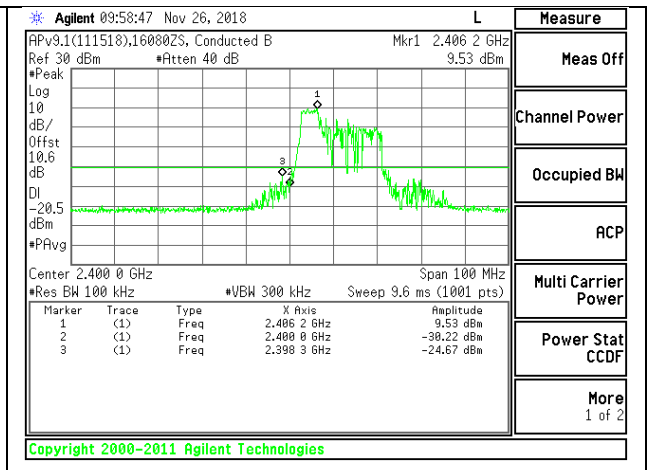

LOW CHANNEL 1 BANDEDGE CHAIN 1

2TX Antenna 1 + Antenna 2 OFDMA MODE: 52-Tones, RU index 40

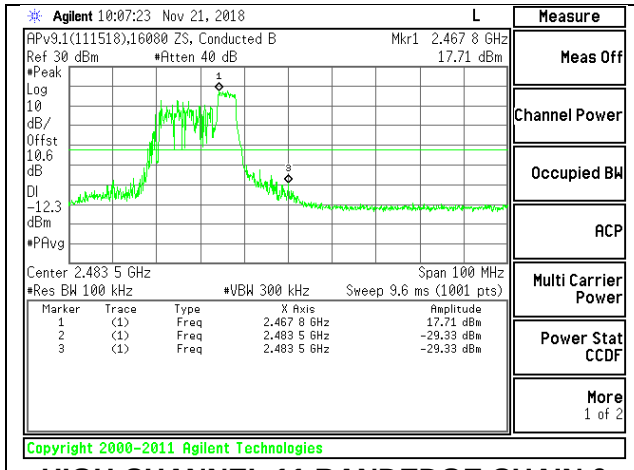

HIGH CHANNEL 11 BANDEDGE CHAIN 0

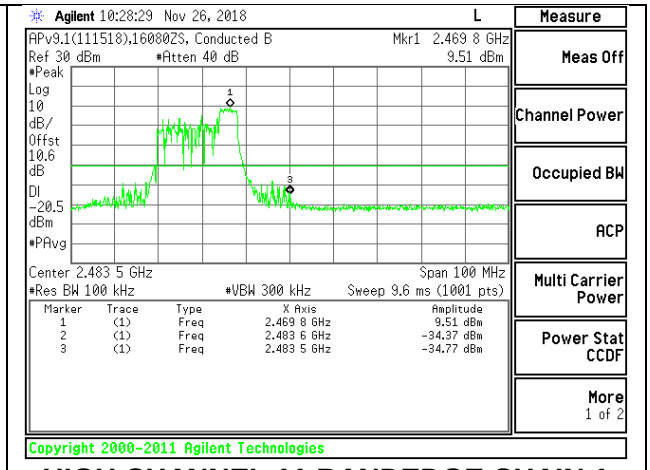

HIGH CHANNEL 11 BANDEDGE CHAIN 1

UL VERIFICATION SERVICES INC.
47173 Benicia Street, Fremont, CA 94538; USA TEL:(510) 771-1000 FAX:(510) 661-0888
This report shall not be reproduced except in full, without the written approval of UL Verification Services Inc.

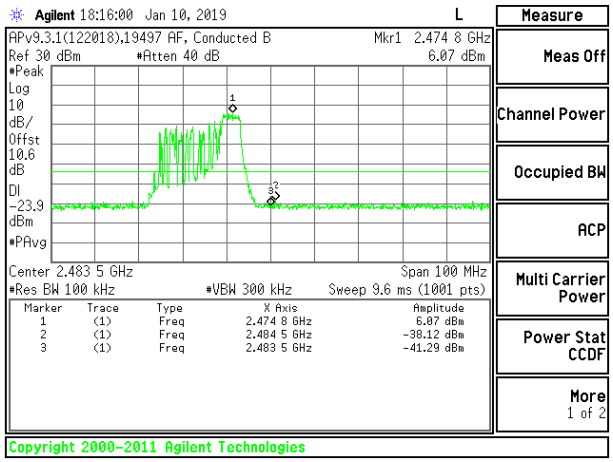

HIGH CHANNEL 12 BANDEDGE CHAIN 0

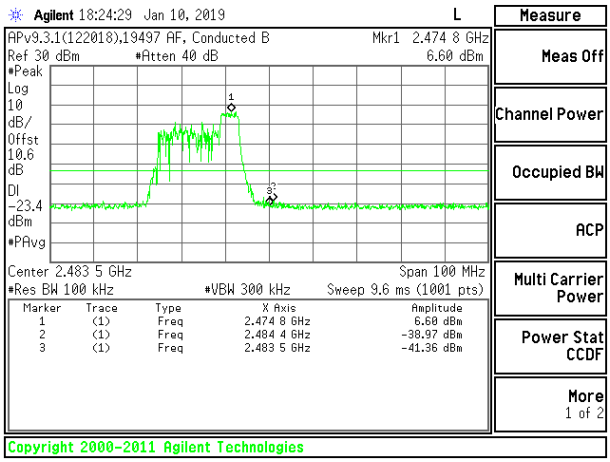

HIGH CHANNEL 12 BANDEDGE CHAIN 1

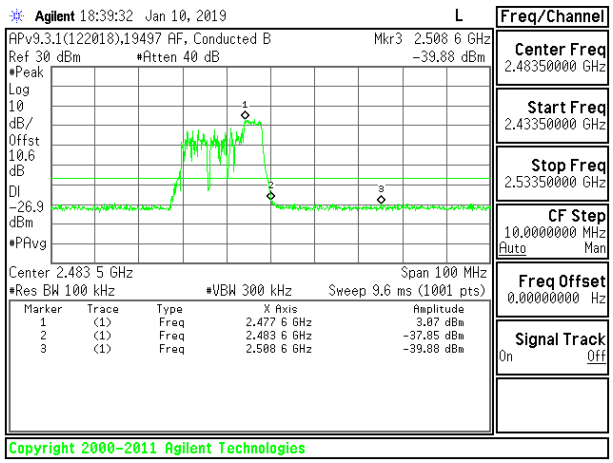

HIGH CHANNEL 13 BANDEDGE CHAIN 0

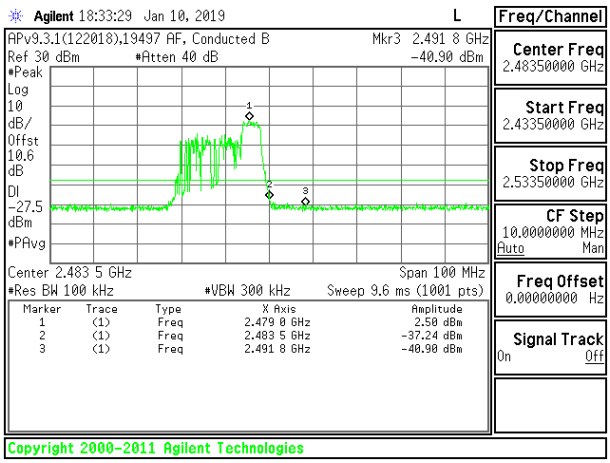

HIGH CHANNEL 13 BANDEDGE CHAIN 1

UL VERIFICATION SERVICES INC.
47173 Benicia Street, Fremont, CA 94538; USA TEL:(510) 771-1000 FAX:(510) 661-0888
This report shall not be reproduced except in full, without the written approval of UL Verification Services Inc.

2TX Antenna 1 + Antenna 2 OFDMA MODE: 26-Tones, RU index 0

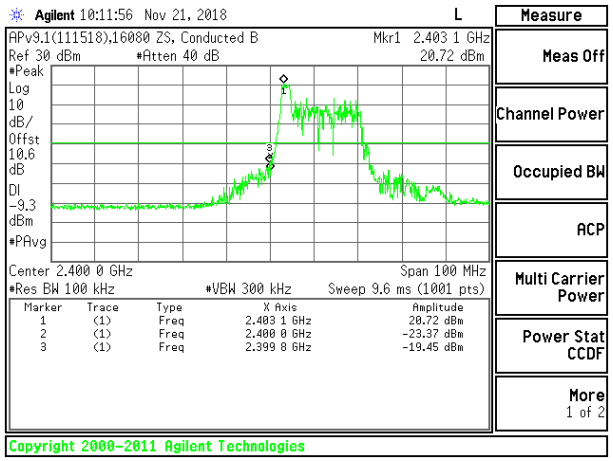

LOW CHANNEL 1 BANDEDGE CHAIN 0

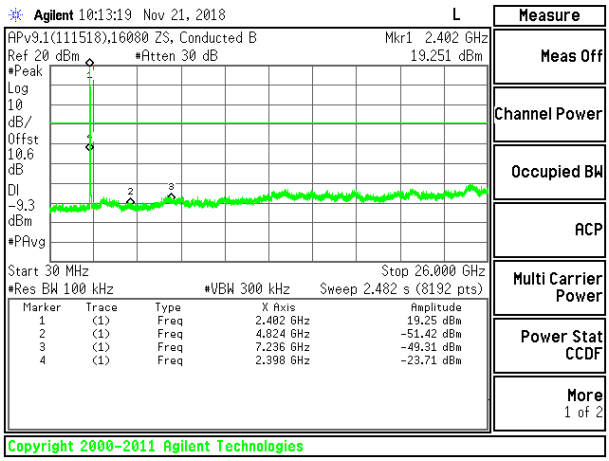

OUT-OF-BAND LOW CHANNEL 1 CHAIN 0

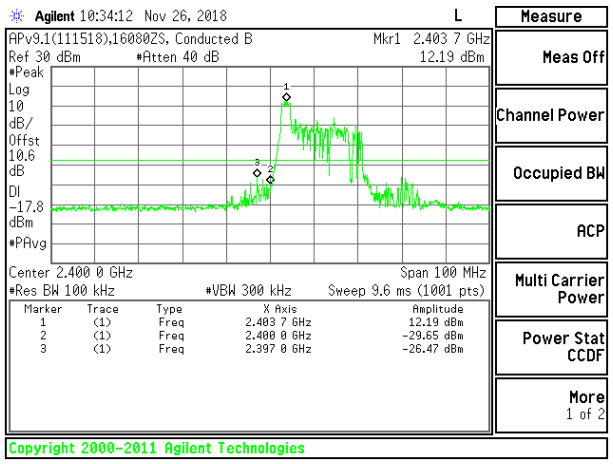

LOW CHANNEL 1 BANDEDGE CHAIN 1

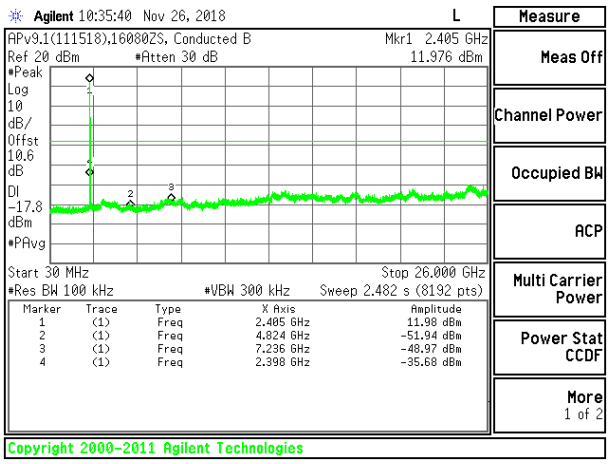

OUT-OF-BAND LOW CHANNEL 1 CHAIN 1

UL VERIFICATION SERVICES INC.
47173 Benicia Street, Fremont, CA 94538; USA TEL:(510) 771-1000 FAX:(510) 661-0888
This report shall not be reproduced except in full, without the written approval of UL Verification Services Inc.

2TX Antenna 1 + Antenna 2 OFDMA MODE : 26-Tone, RU index 4

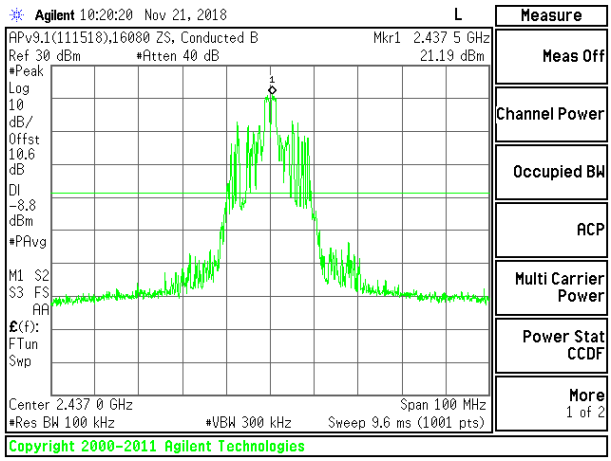

IN-BAND REFERENCE LEVEL CHAIN 0

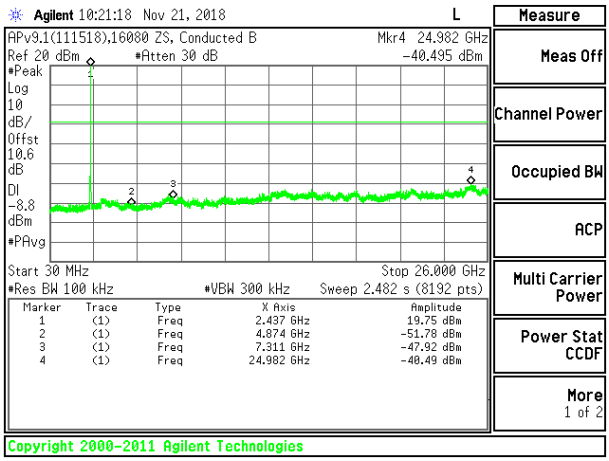

OUT-OF-BAND MID CHANNEL CHAIN 0

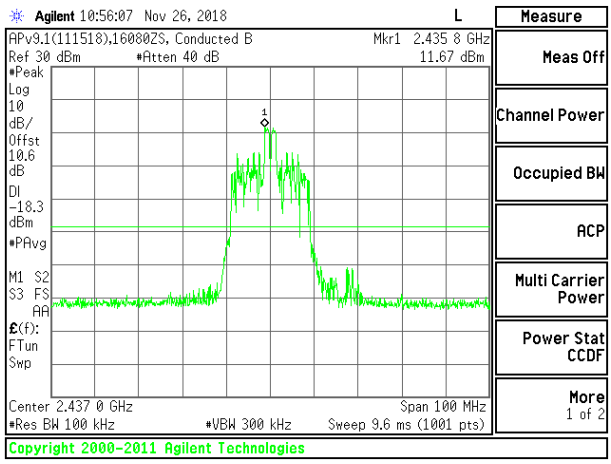

IN-BAND REFERENCE LEVEL CHAIN 1

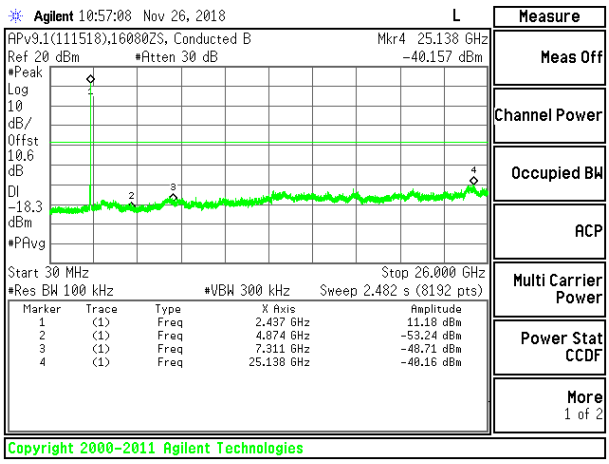

OUT-OF-BAND MID CHANNEL CHAIN 1

UL VERIFICATION SERVICES INC.
47173 Benicia Street, Fremont, CA 94538; USA TEL:(510) 771-1000 FAX:(510) 661-0888
This report shall not be reproduced except in full, without the written approval of UL Verification Services Inc.

2TX Antenna 1 + Antenna 2 OFDMA MODE: 26-Tones, RU index 8

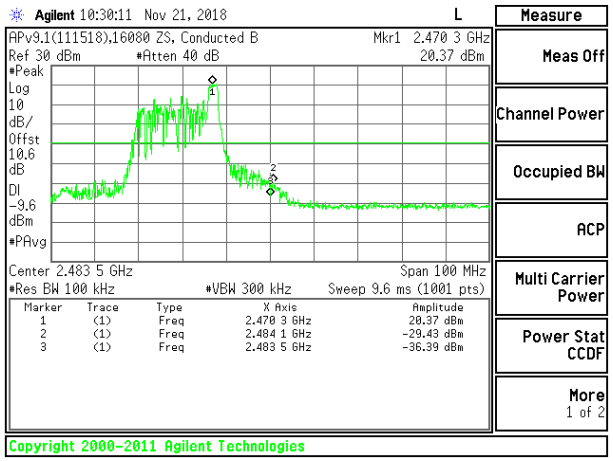

HIGH CHANNEL 11 BANDEDGE CHAIN 0

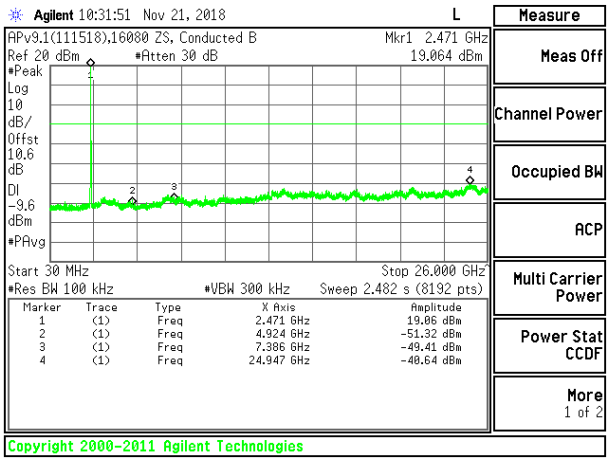

OUT-OF-BAND HIGH CHANNEL 11 CHAIN 0

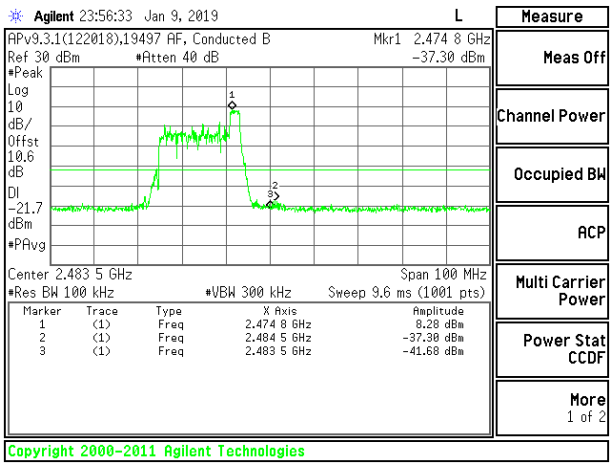

HIGH CHANNEL 12 BANDEDGE CHAIN 0

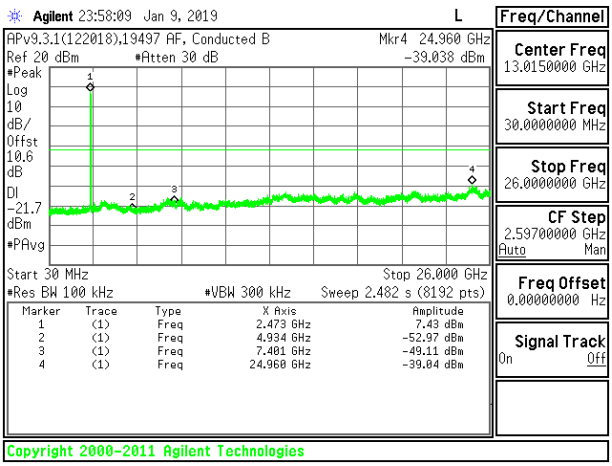

OUT-OF-BAND HIGH CHANNEL 12 CHAIN 0

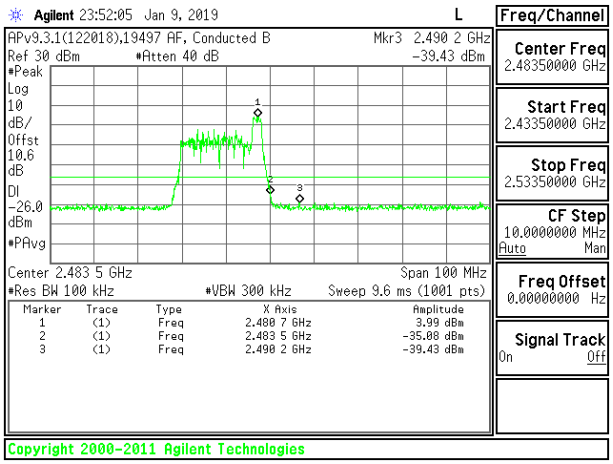

HIGH CHANNEL 13 BANDEDGE CHAIN 0

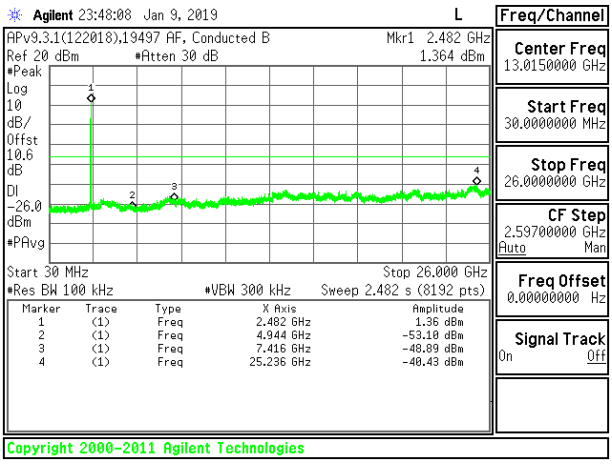

OUT-OF-BAND HIGH CHANNEL 13 CHAIN 0

UL VERIFICATION SERVICES INC.
47173 Benicia Street, Fremont, CA 94538; USA TEL:(510) 771-1000 FAX:(510) 661-0888
This report shall not be reproduced except in full, without the written approval of UL Verification Services Inc.

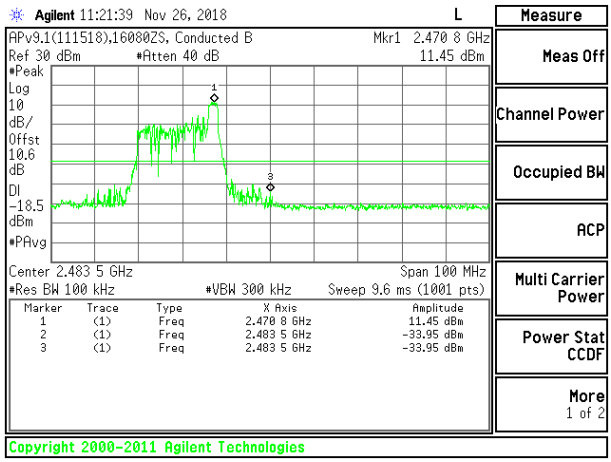

HIGH CHANNEL 11 BANDEDGE CHAIN 1

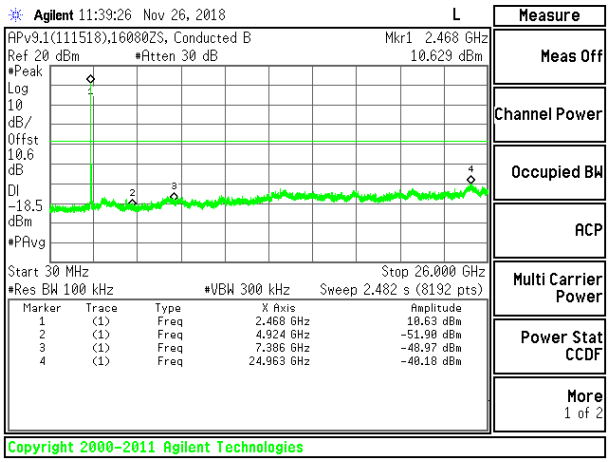

OUT-OF-BAND HIGH CHANNEL 11 CHAIN 1

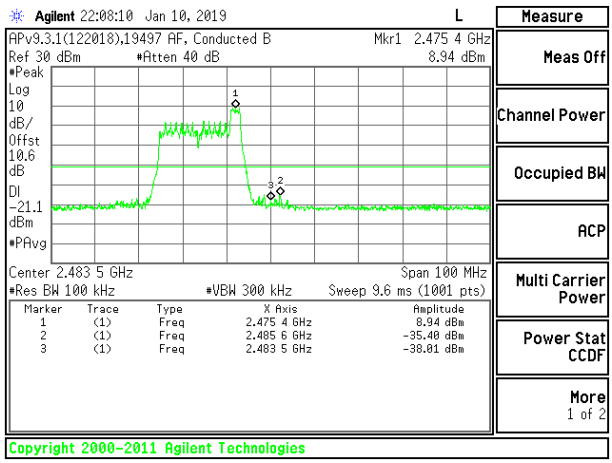

HIGH CHANNEL 12 BANDEDGE CHAIN 1

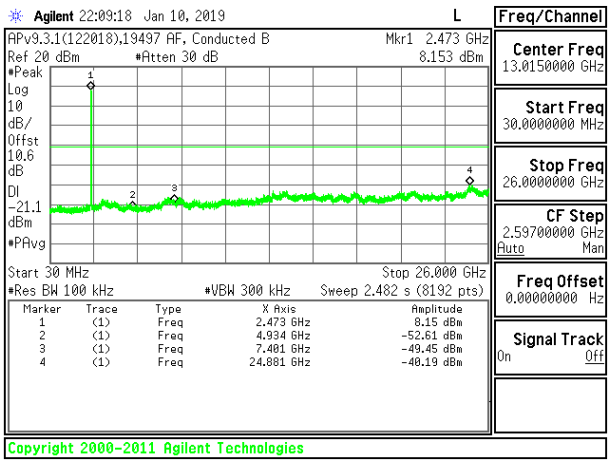

OUT-OF-BAND HIGH CHANNEL 12 CHAIN 1

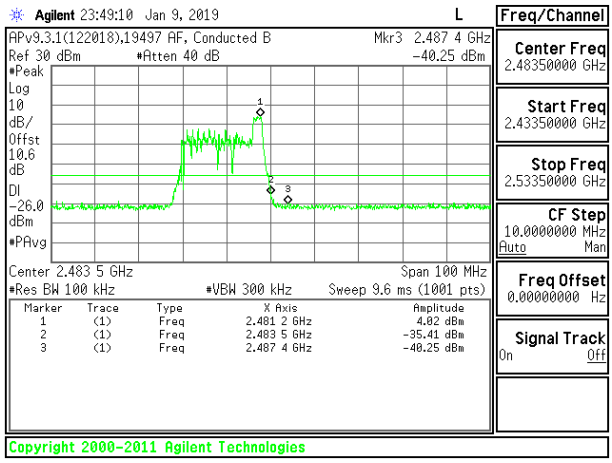

HIGH CHANNEL 13 BANDEDGE CHAIN 1

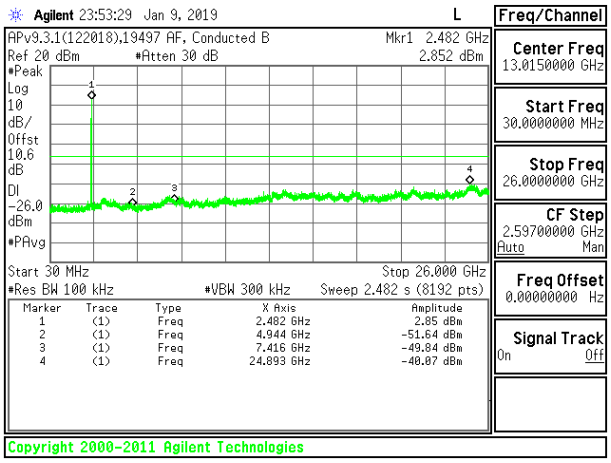

OUT-OF-BAND HIGH CHANNEL 13 CHAIN 1

UL VERIFICATION SERVICES INC.
47173 Benicia Street, Fremont, CA 94538; USA TEL:(510) 771-1000 FAX:(510) 661-0888
This report shall not be reproduced except in full, without the written approval of UL Verification Services Inc.

9. RADIATED TEST RESULTS

LIMITS

FCC §15.205 and §15.209

Frequency Range (MHz)	Field Strength Limit (uV/m) at 3 m	Field Strength Limit (dBuV/m) at 3 m
0.009-0.490	2400/F(kHz) @ 300 m	-
0.490-1.705	24000/F(kHz) @ 30 m	-
1.705 - 30	30 @ 30m	-
30 - 88	100	40
88 - 216	150	43.5
216 - 960	200	46
Above 960	500	54

TEST PROCEDURE

The EUT is placed on a non-conducting table 80 cm above the ground plane for measurement below 1GHz; 1.5 m above the ground plane for measurement above 1GHz. The antenna to EUT distance is 3 meters. The EUT is configured in accordance with ANSI C63.10. The EUT is set to transmit in a continuous mode.

For measurements below 1 GHz the resolution bandwidth is set to 100 kHz for peak detection measurements or 120 kHz for quasi-peak detection measurements. Peak detection is used unless otherwise noted as quasi-peak.

For pre-scans above 1 GHz the resolution bandwidth is set to 1 MHz; the video bandwidth is set to 30 KHz for peak measurements.

For final measurements above 1 GHz the resolution bandwidth is set to 1 MHz; the video bandwidth is set to 3 MHz for peak measurements and as applicable for average measurements.

The spectrum from 1 GHz to 18 GHz is investigated with the transmitter set to the lowest, middle, and highest channels in each applicable band. Below 1GHz and above 18GHz emissions, the channel with the highest output power was tested.

The frequency range of interest is monitored at a fixed antenna height and EUT azimuth. The EUT is rotated through 360 degrees to maximize emissions received. The antenna is scanned from 1 to 4 meters above the ground plane to further maximize the emission. Measurements are made with the antenna polarized in both the vertical and the horizontal positions.

UL VERIFICATION SERVICES INC.
47173 Benicia Street, Fremont, CA 94538; USA TEL:(510) 771-1000 FAX:(510) 661-0888
This report shall not be reproduced except in full, without the written approval of UL Verification Services Inc.

9.1. TRANSMITTER ABOVE 1 GHz

9.1.1. TX ABOVE 1 GHz 802.11b MODE IN THE 2.4 GHz BAND

1TX Antenna 1 MODE

BANDEDGE (LOW CHANNEL, CH 1)

HORIZONTAL RESULT

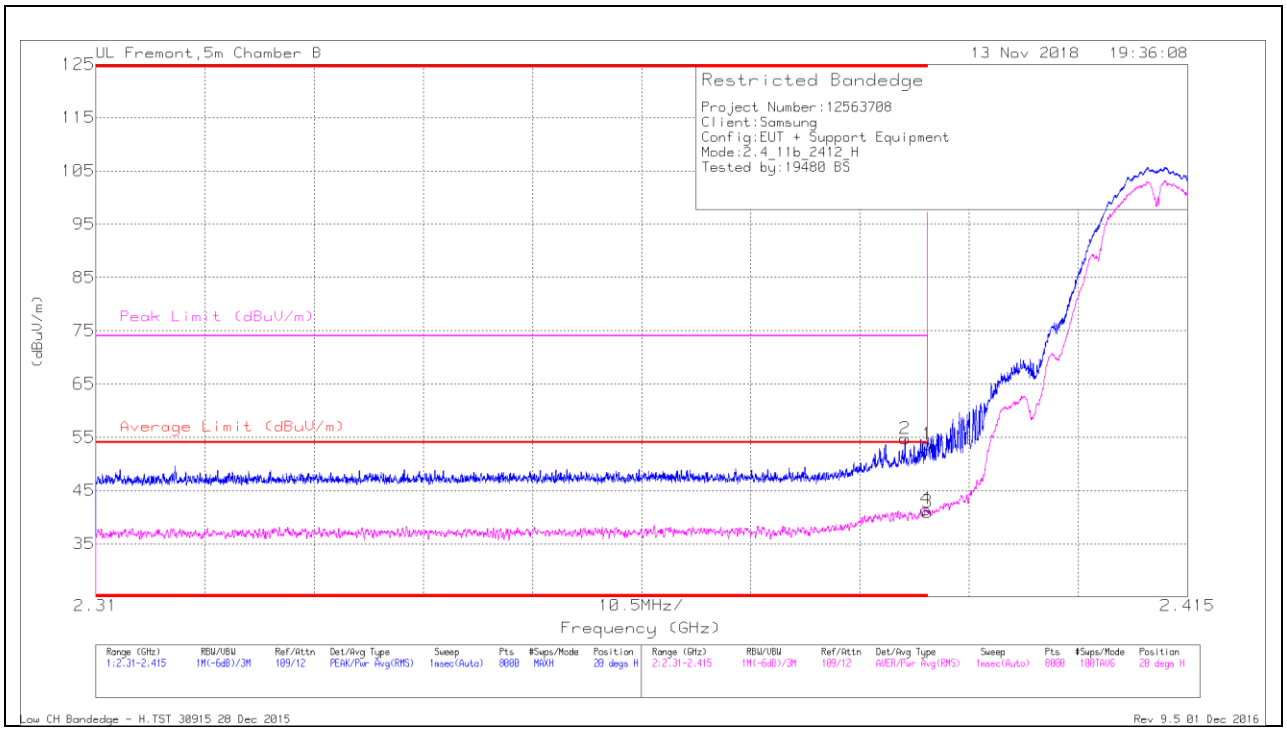

Trace Markers

Marker	Frequency (GHz)	Meter Reading (dBuV)	Det	AF T863 (dB/m)	Amp/Cbl/Fltr/Pad (dB)	Corrected Reading (dBuV/m)	Average Limit (dBuV/m)	Margin (dB)	Peak Limit (dBuV/m)	PK Margin (dB)	Azimuth (Degs)	Height (cm)	Polarity
2	* 2.388	43.13	Pk	32.3	-20.7	54.73	-	-	74	-19.27	20	131	H
1	* 2.39	42.04	Pk	32.3	-20.7	53.64	-	-	74	-20.36	20	131	H
3	* 2.39	29.35	RMS	32.3	-20.7	40.95	54	-13.05	-	-	20	131	H
4	* 2.39	29.87	RMS	32.3	-20.7	41.47	54	-12.53	-	-	20	131	H

* - indicates frequency in CFR47 Pt 15 / IC RSS-Restricted Band
Pk - Peak detector
RMS - RMS detection

UL VERIFICATION SERVICES INC.
47173 Benicia Street, Fremont, CA 94538; USA TEL:(510) 771-1000 FAX:(510) 661-0888
This report shall not be reproduced except in full, without the written approval of UL Verification Services Inc.

VERTICAL RESULT

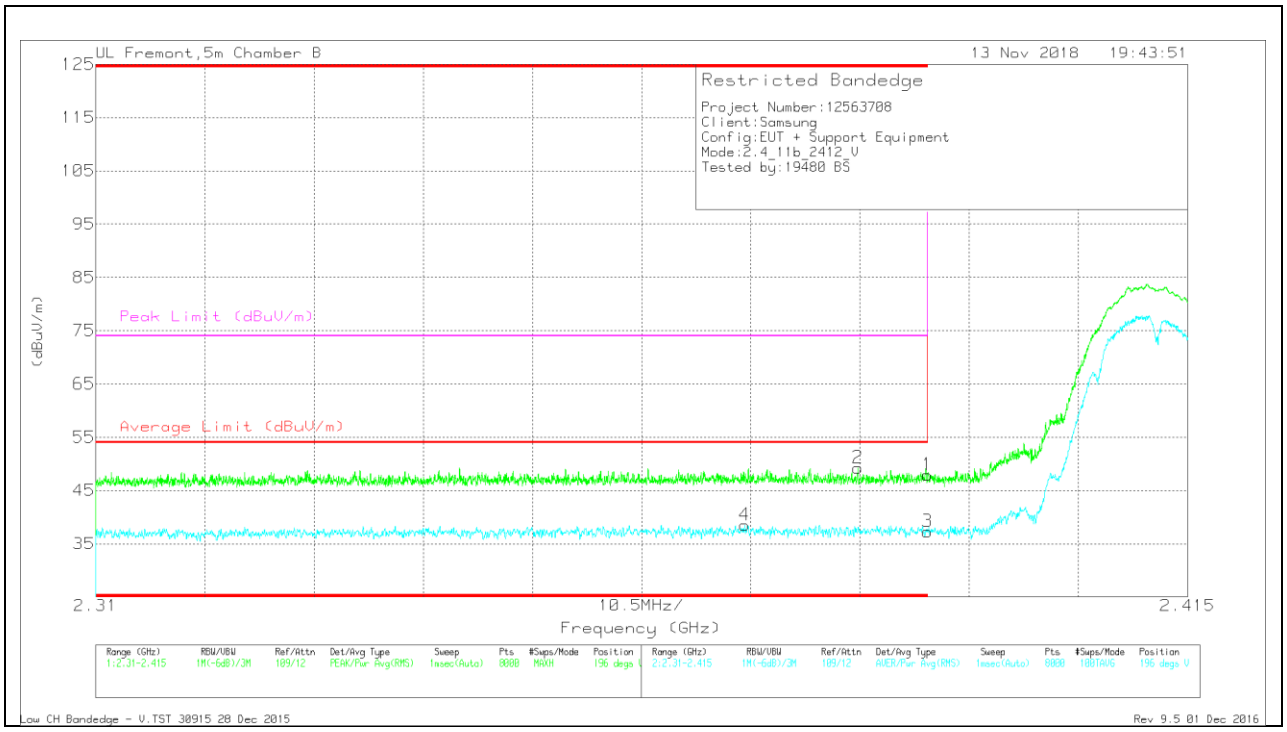

Trace Markers

Marker	Frequency (GHz)	Meter Reading (dBuV)	Det	AF T863 (dB/m)	Amp/Cbl/Fltr/Pad (dB)	Corrected Reading (dBuV/m)	Average Limit (dBuV/m)	Margin (dB)	Peak Limit (dBuV/m)	PK Margin (dB)	Azimuth (Degs)	Height (cm)	Polarity
4	* 2.372	26.89	RMS	32.3	-20.7	38.49	54	-15.51	-	-	196	200	V
2	* 2.383	37.56	Pk	32.3	-20.6	49.26	-	-	74	-24.74	196	200	V
1	* 2.39	36.31	Pk	32.3	-20.7	47.91	-	-	74	-26.09	196	200	V
3	* 2.39	25.7	RMS	32.3	-20.7	37.3	54	-16.7	-	-	196	200	V

* - indicates frequency in CFR47 Pt 15 / IC RSS-Restricted Band
Pk - Peak detector
RMS - RMS detection

UL VERIFICATION SERVICES INC.
47173 Benicia Street, Fremont, CA 94538; USA TEL:(510) 771-1000 FAX:(510) 661-0888
This report shall not be reproduced except in full, without the written approval of UL Verification Services Inc.

BANDEDGE (HIGH CHANNEL, CH 11)

HORIZONTAL RESULT

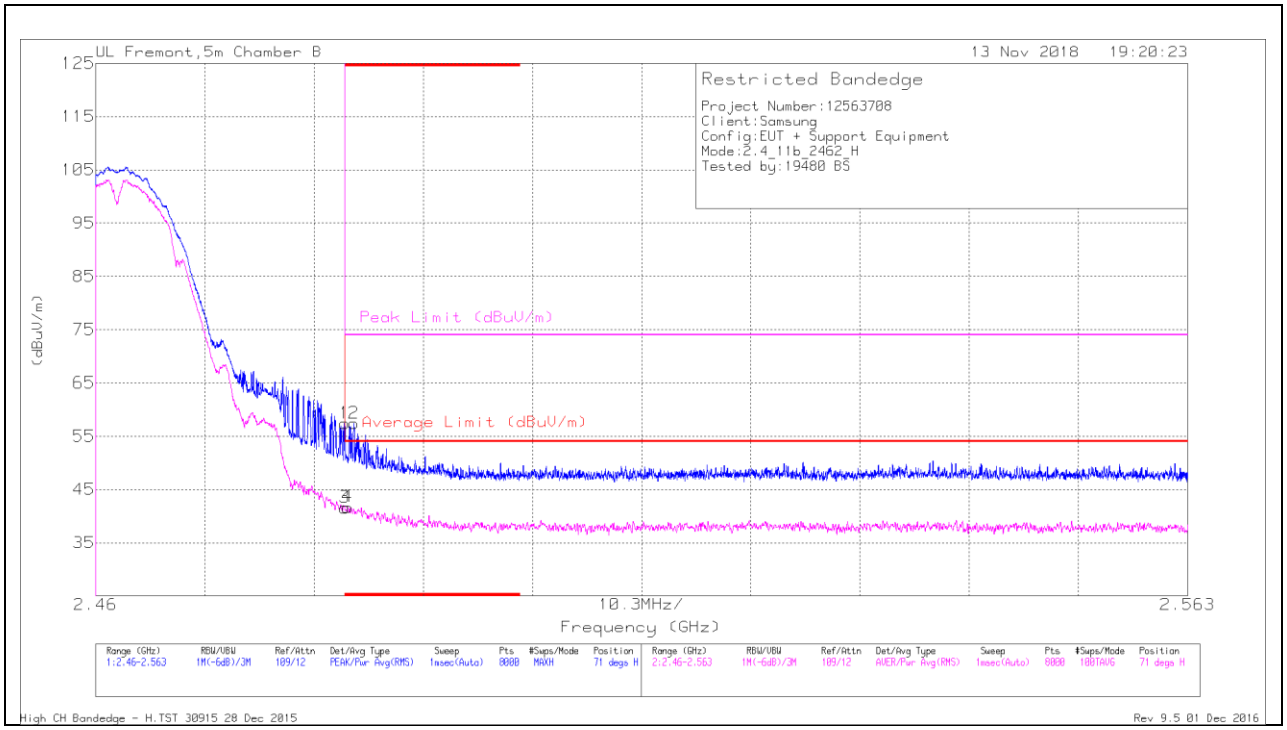

Trace Markers

Marker	Frequency (GHz)	Meter Reading (dBuV)	Det	AF T863 (dB/m)	Amp/Cbl/Fltr/Pad (dB)	Corrected Reading (dBuV/m)	Average Limit (dBuV/m)	Margin (dB)	Peak Limit (dBuV/m)	PK Margin (dB)	Azimuth (Degs)	Height (cm)	Polarity
1	* 2.484	45.12	Pk	32.6	-20.3	57.42	-	-	74	-16.58	71	100	H
2	* 2.484	45.18	Pk	32.6	-20.4	57.38	-	-	74	-16.62	71	100	H
3	* 2.484	29.3	RMS	32.6	-20.3	41.6	54	-12.4	-	-	71	100	H
4	* 2.484	29.51	RMS	32.6	-20.4	41.71	54	-12.29	-	-	71	100	H

* - indicates frequency in CFR47 Pt 15 / IC RSS-Restricted Band
Pk - Peak detector
RMS - RMS detection

UL VERIFICATION SERVICES INC.
47173 Benicia Street, Fremont, CA 94538; USA TEL:(510) 771-1000 FAX:(510) 661-0888
This report shall not be reproduced except in full, without the written approval of UL Verification Services Inc.

VERTICAL RESULT

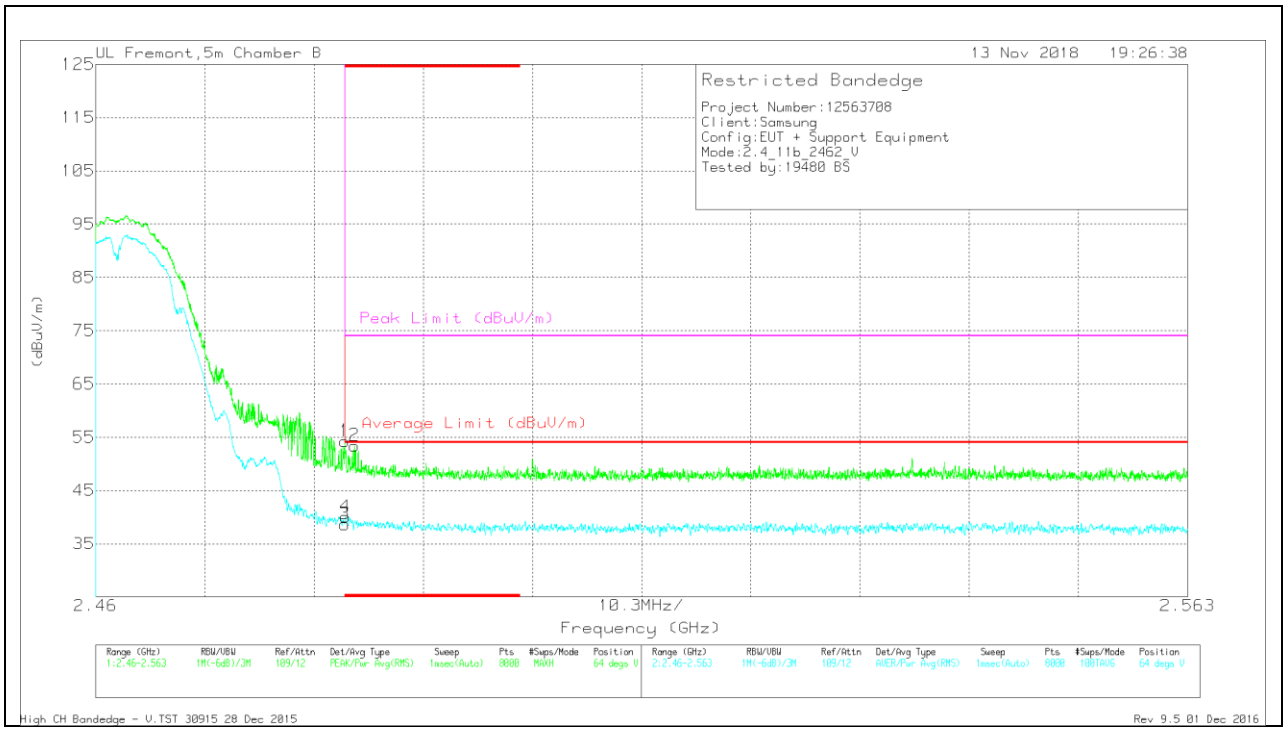

Trace Markers

Marker	Frequency (GHz)	Meter Reading (dBuV)	Det	AF T863 (dB/m)	Amp/Cbl/Fltr/Pad (dB)	Corrected Reading (dBuV/m)	Average Limit (dBuV/m)	Margin (dB)	Peak Limit (dBuV/m)	PK Margin (dB)	Azimuth (Degs)	Height (cm)	Polarity
1	* 2.484	41.95	Pk	32.6	-20.3	54.25	-	-	74	-19.75	64	376	V
2	* 2.484	41.23	Pk	32.6	-20.4	53.43	-	-	74	-20.57	64	376	V
3	* 2.484	26.38	RMS	32.6	-20.3	38.68	54	-15.32	-	-	64	376	V
4	* 2.484	27.77	RMS	32.6	-20.3	40.07	54	-13.93	-	-	64	376	V

* - indicates frequency in CFR47 Pt 15 / IC RSS-Restricted Band
Pk - Peak detector
RMS - RMS detection

UL VERIFICATION SERVICES INC.
47173 Benicia Street, Fremont, CA 94538; USA TEL:(510) 771-1000 FAX:(510) 661-0888
This report shall not be reproduced except in full, without the written approval of UL Verification Services Inc.

BANDEDGE (HIGH CHANNEL, CH 12)

HORIZONTAL RESULT

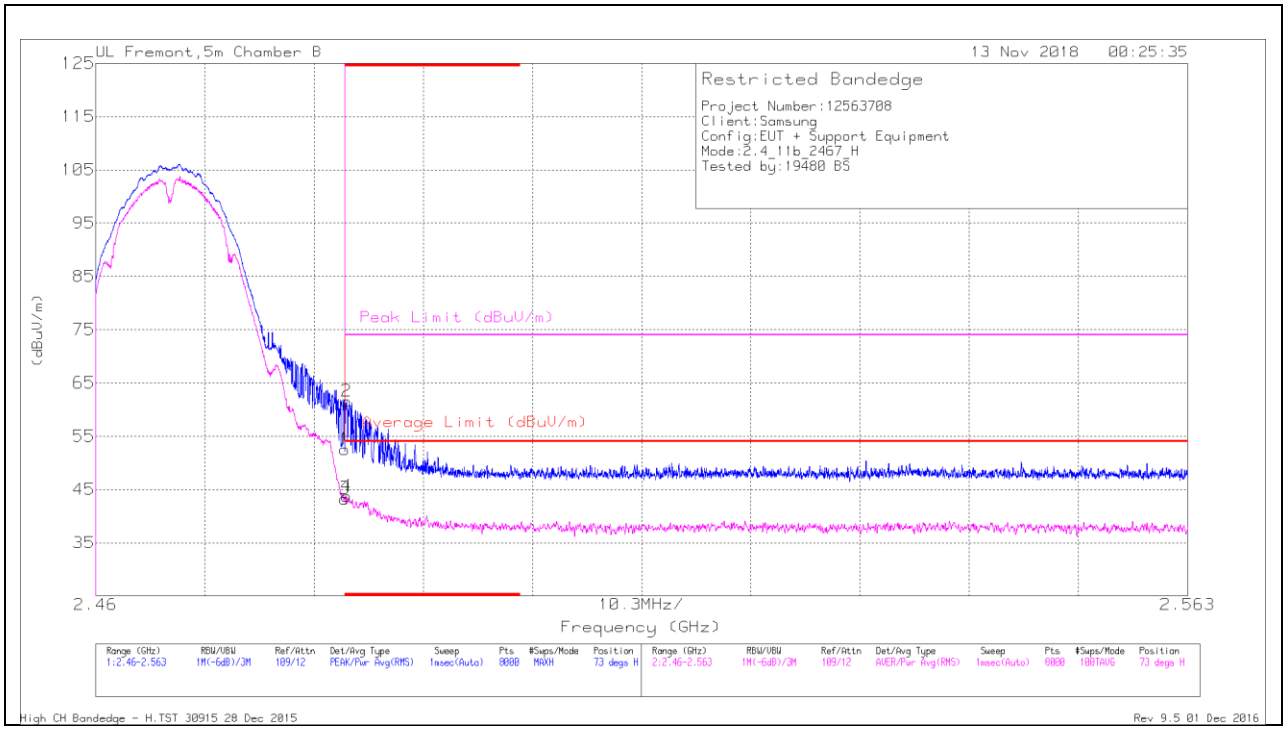

Trace Markers

Marker	Frequency (GHz)	Meter Reading (dBuV)	Det	AF T863 (dB/m)	Amp/Cbl/Fltr/Pad (dB)	Corrected Reading (dBuV/m)	Average Limit (dBuV/m)	Margin (dB)	Peak Limit (dBuV/m)	PK Margin (dB)	Azimuth (Degs)	Height (cm)	Polarity
1	* 2.484	40.22	Pk	32.6	-20.3	52.52	-	-	74	-21.48	73	103	H
2	* 2.484	49.35	Pk	32.6	-20.4	61.55	-	-	74	-12.45	73	103	H
3	* 2.484	30.96	RMS	32.6	-20.3	43.26	54	-10.74	-	-	73	103	H
4	* 2.484	31.51	RMS	32.6	-20.4	43.71	54	-10.29	-	-	73	103	H

* - indicates frequency in CFR47 Pt 15 / IC RSS-Restricted Band
Pk - Peak detector
RMS - RMS detection

UL VERIFICATION SERVICES INC.
47173 Benicia Street, Fremont, CA 94538; USA TEL:(510) 771-1000 FAX:(510) 661-0888
This report shall not be reproduced except in full, without the written approval of UL Verification Services Inc.

VERTICAL RESULT

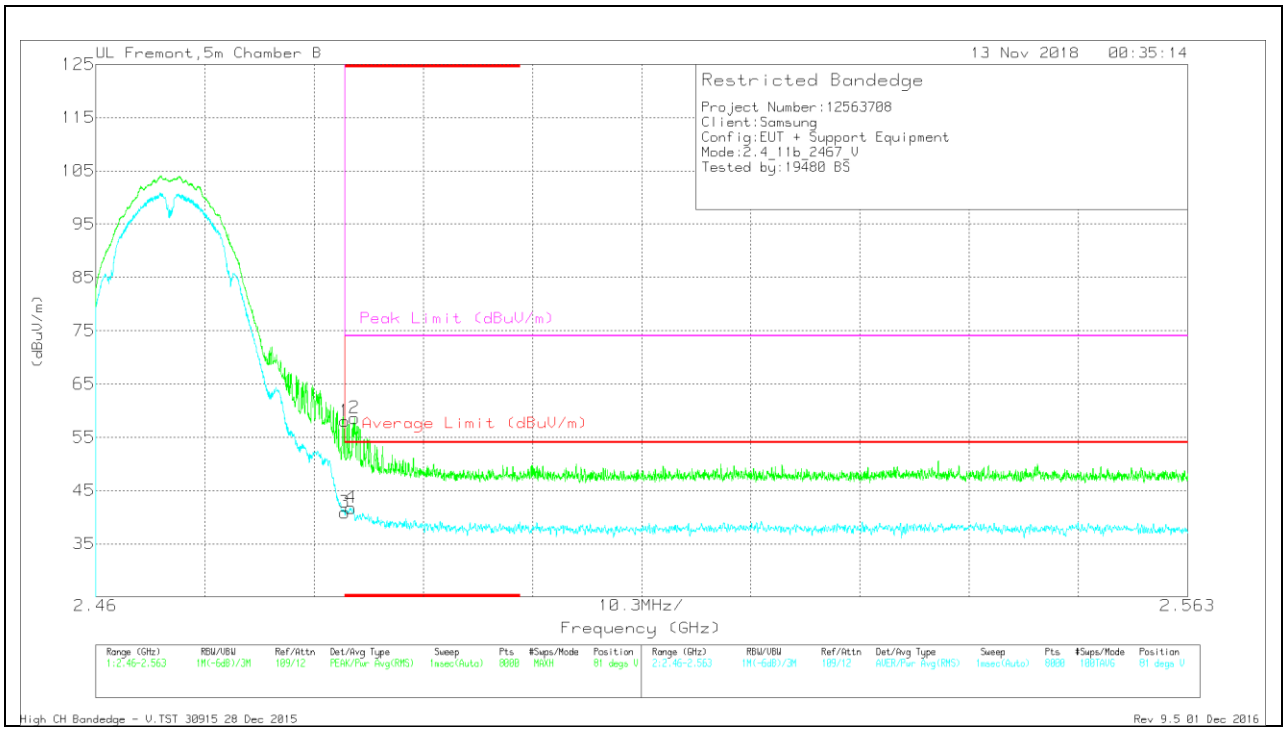

Trace Markers

Marker	Frequency (GHz)	Meter Reading (dBuV)	Det	AF T863 (dB/m)	Amp/Cbl/Fltr/Pad (dB)	Corrected Reading (dBuV/m)	Average Limit (dBuV/m)	Margin (dB)	Peak Limit (dBuV/m)	PK Margin (dB)	Azimuth (Degs)	Height (cm)	Polarity
1	* 2.484	45.71	Pk	32.6	-20.3	58.01	-	-	74	-15.99	81	386	V
2	* 2.484	46.39	Pk	32.6	-20.4	58.59	-	-	74	-15.41	81	386	V
3	* 2.484	28.57	RMS	32.6	-20.3	40.87	54	-13.13	-	-	81	386	V
4	* 2.484	29.52	RMS	32.6	-20.4	41.72	54	-12.28	-	-	81	386	V

* - indicates frequency in CFR47 Pt 15 / IC RSS-Restricted Band
Pk - Peak detector
RMS - RMS detection

UL VERIFICATION SERVICES INC.
47173 Benicia Street, Fremont, CA 94538; USA TEL:(510) 771-1000 FAX:(510) 661-0888
This report shall not be reproduced except in full, without the written approval of UL Verification Services Inc.

BANDEDGE (HIGH CHANNEL, CH 13)

HORIZONTAL RESULT

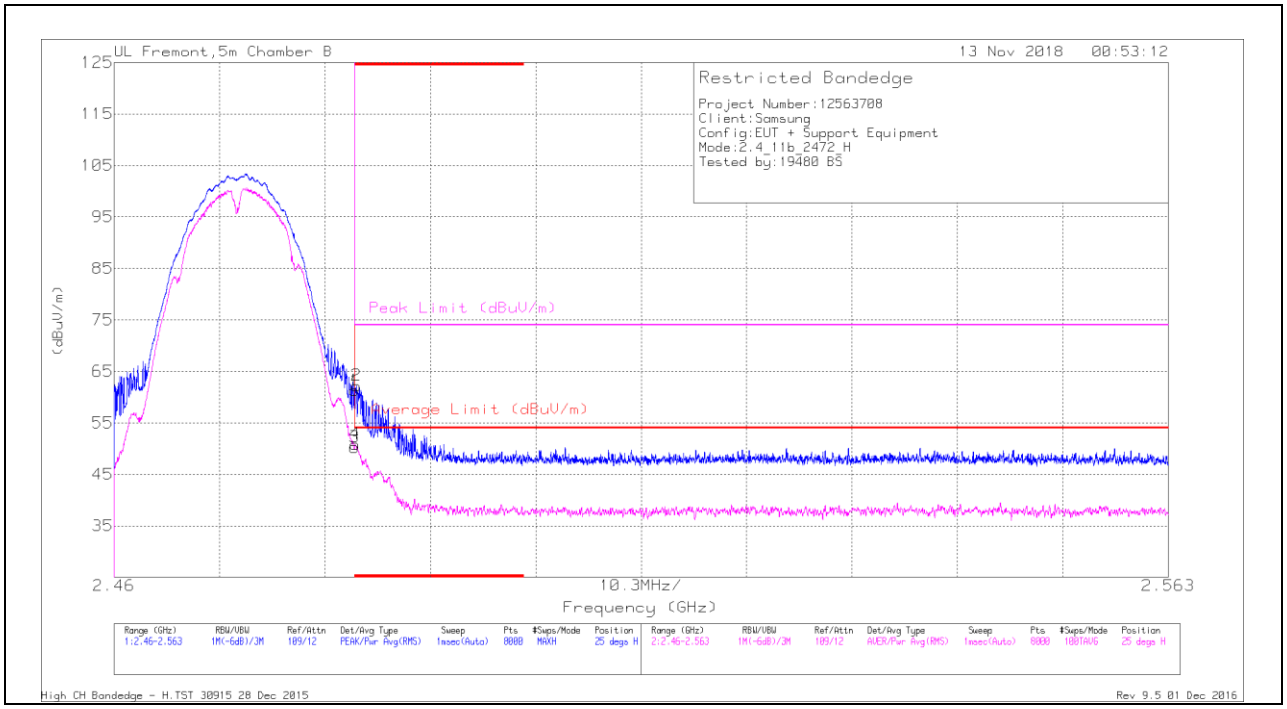

Trace Markers

Marker	Frequency (GHz)	Meter Reading (dBuV)	Det	AF T863 (dB/m)	Amp/Cbl/Fltr/Pad (dB)	Corrected Reading (dBuV/m)	Average Limit (dBuV/m)	Margin (dB)	Peak Limit (dBuV/m)	PK Margin (dB)	Azimuth (Degs)	Height (cm)	Polarity
1	* 2.484	48.99	Pk	32.6	-20.3	61.29	-	-	74	-12.71	25	172	H
2	* 2.484	50.04	Pk	32.6	-20.4	62.24	-	-	74	-11.76	25	172	H
3	* 2.484	37.98	RMS	32.6	-20.3	50.28	54	-3.72	-	-	25	172	H
4	* 2.484	38.58	RMS	32.6	-20.3	50.88	54	-3.12	-	-	25	172	H

* - indicates frequency in CFR47 Pt 15 / IC RSS-Restricted Band
Pk - Peak detector
RMS - RMS detection

UL VERIFICATION SERVICES INC.
47173 Benicia Street, Fremont, CA 94538; USA TEL:(510) 771-1000 FAX:(510) 661-0888
This report shall not be reproduced except in full, without the written approval of UL Verification Services Inc.

VERTICAL RESULT

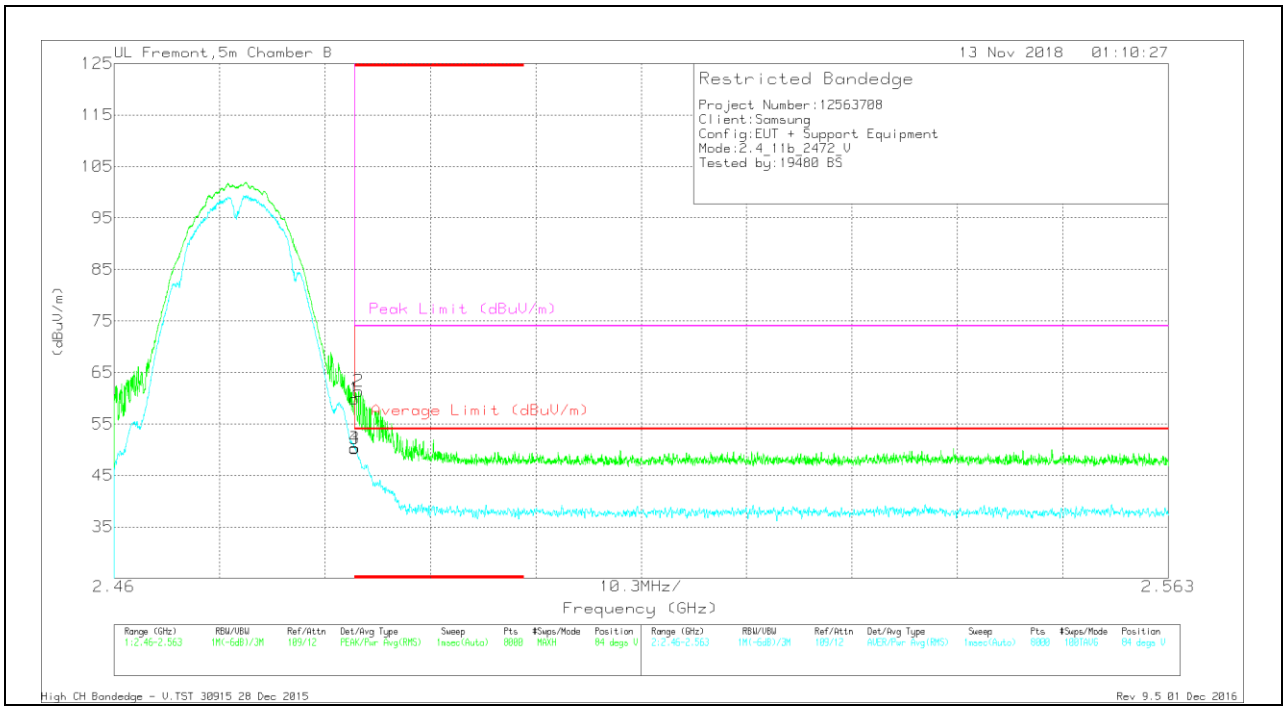

Trace Markers

Marker	Frequency (GHz)	Meter Reading (dBuV)	Det	AF T863 (dB/m)	Amp/Cbl/Fltr/Pad (dB)	Corrected Reading (dBuV/m)	Average Limit (dBuV/m)	Margin (dB)	Peak Limit (dBuV/m)	PK Margin (dB)	Azimuth (Degs)	Height (cm)	Polarity
1	* 2.484	47.58	Pk	32.6	-20.3	59.88	-	-	74	-14.12	84	382	V
2	* 2.484	49.17	Pk	32.6	-20.4	61.37	-	-	74	-12.63	84	382	V
3	* 2.484	37.94	RMS	32.6	-20.3	50.24	54	-3.76	-	-	84	382	V
4	* 2.484	38	RMS	32.6	-20.3	50.3	54	-3.7	-	-	84	382	V

* - indicates frequency in CFR47 Pt 15 / IC RSS-Restricted Band
Pk - Peak detector
RMS - RMS detection

UL VERIFICATION SERVICES INC.
47173 Benicia Street, Fremont, CA 94538; USA TEL:(510) 771-1000 FAX:(510) 661-0888
This report shall not be reproduced except in full, without the written approval of UL Verification Services Inc.

HARMONICS AND SPURIOUS EMISSIONS

LOW CHANNEL, CH 1 RESULTS

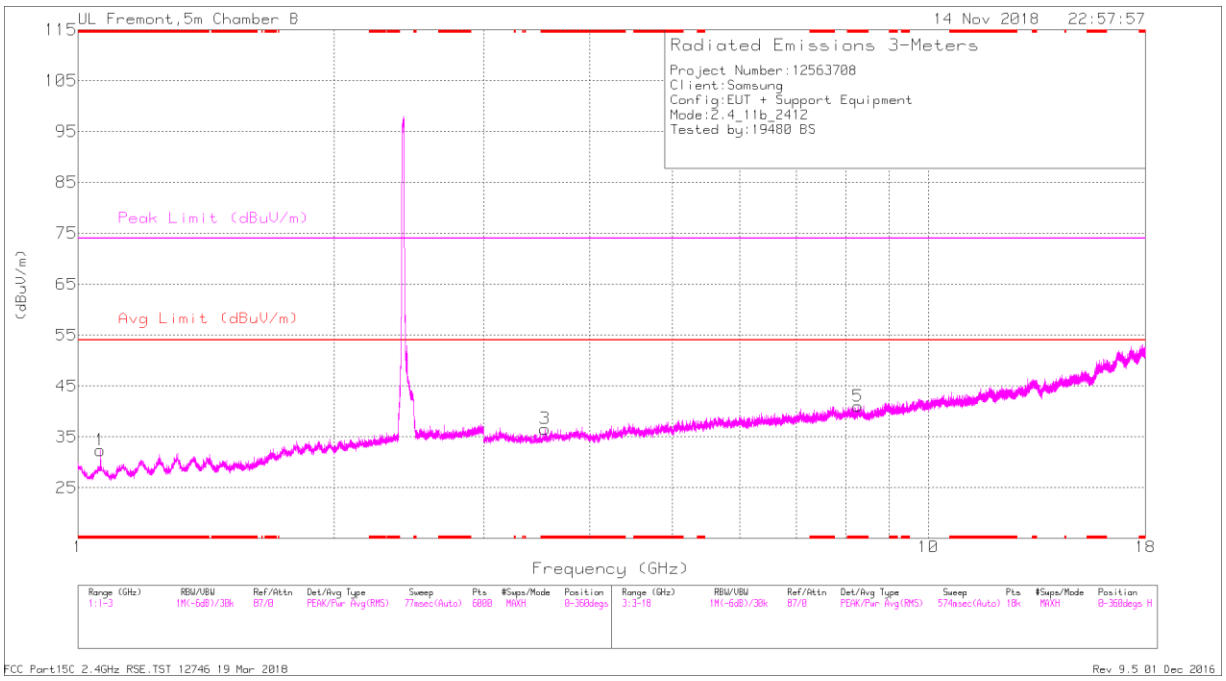

HORIZONTAL

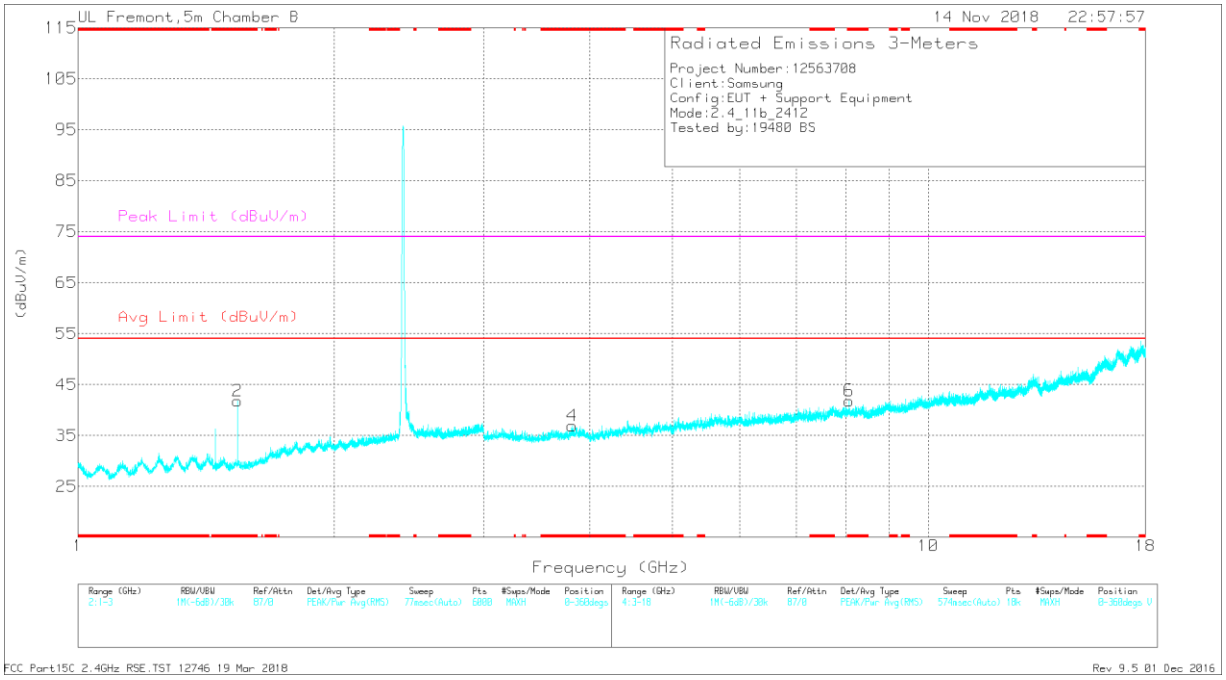

VERTICAL

UL VERIFICATION SERVICES INC.
47173 Benicia Street, Fremont, CA 94538; USA TEL:(510) 771-1000 FAX:(510) 661-0888
This report shall not be reproduced except in full, without the written approval of UL Verification Services Inc.

RADIATED EMISSIONS

Marker	Frequency (GHz)	Meter Reading (dBuV)	Det	AF T863 (dB/m)	Amp/Cbl/Fltr/Pad (dB)	Corrected Reading (dBuV/m)	Avg Limit (dBuV/m)	Margin (dB)	Peak Limit (dBuV/m)	PK Margin (dB)	Azimuth (Degs)	Height (cm)	Polarity
1	* 1.062	31.28	PK2	27.4	-22.9	35.78	-	-	74	-38.22	119	349	H
	* 1.062	19.54	MAv1	27.4	-22.9	24.04	54	-29.96	-	-	119	349	H
2	* 1.538	29.33	PK2	27.7	-21	36.03	-	-	74	-37.97	219	194	V
	* 1.54	17.73	MAv1	27.7	-21	24.43	54	-29.57	-	-	219	194	V
3	* 3.541	39.75	PK2	33.1	-30.8	42.05	-	-	74	-31.95	170	306	H
	* 3.542	27.89	MAv1	33.1	-30.8	30.19	54	-23.81	-	-	170	306	H
5	* 8.263	35.35	PK2	36.4	-25.2	46.55	-	-	74	-27.45	169	341	H
	* 8.26	23.79	MAv1	36.4	-25.6	34.59	54	-19.41	-	-	169	341	H
4	* 3.815	39.9	PK2	33.4	-30.1	43.2	-	-	74	-30.8	145	227	V
	* 3.815	28.05	MAv1	33.4	-30.2	31.25	54	-22.75	-	-	145	227	V
6	* 8.067	35.95	PK2	36.4	-25.7	46.65	-	-	74	-27.35	309	200	V
	* 8.069	24.31	MAv1	36.5	-25.7	35.11	54	-18.89	-	-	309	200	V

* - indicates frequency in CFR47 Pt 15 / IC RSS-Restricted Band
PK2 - KDB558074 Method: Maximum Peak
MAv1 - KDB558074 Option 1 Maximum RMS Average

UL VERIFICATION SERVICES INC.
47173 Benicia Street, Fremont, CA 94538; USA TEL:(510) 771-1000 FAX:(510) 661-0888
This report shall not be reproduced except in full, without the written approval of UL Verification Services Inc.

MID CHANNEL, CH 6 RESULTS

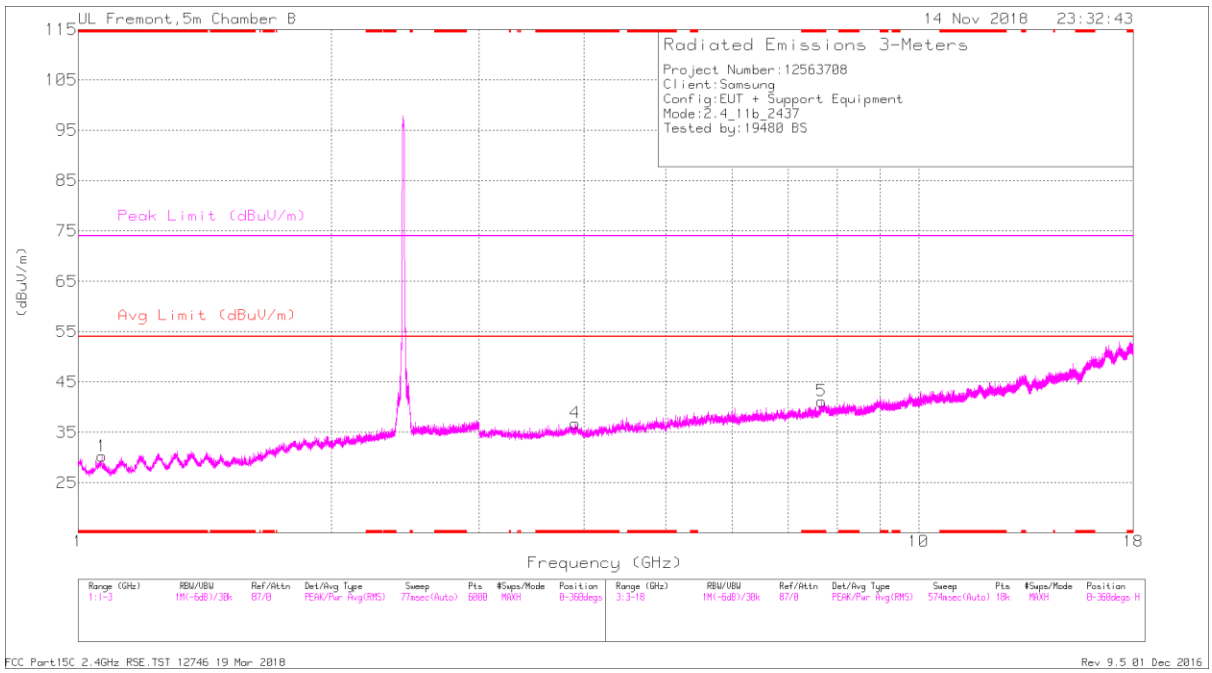

HORIZONTAL

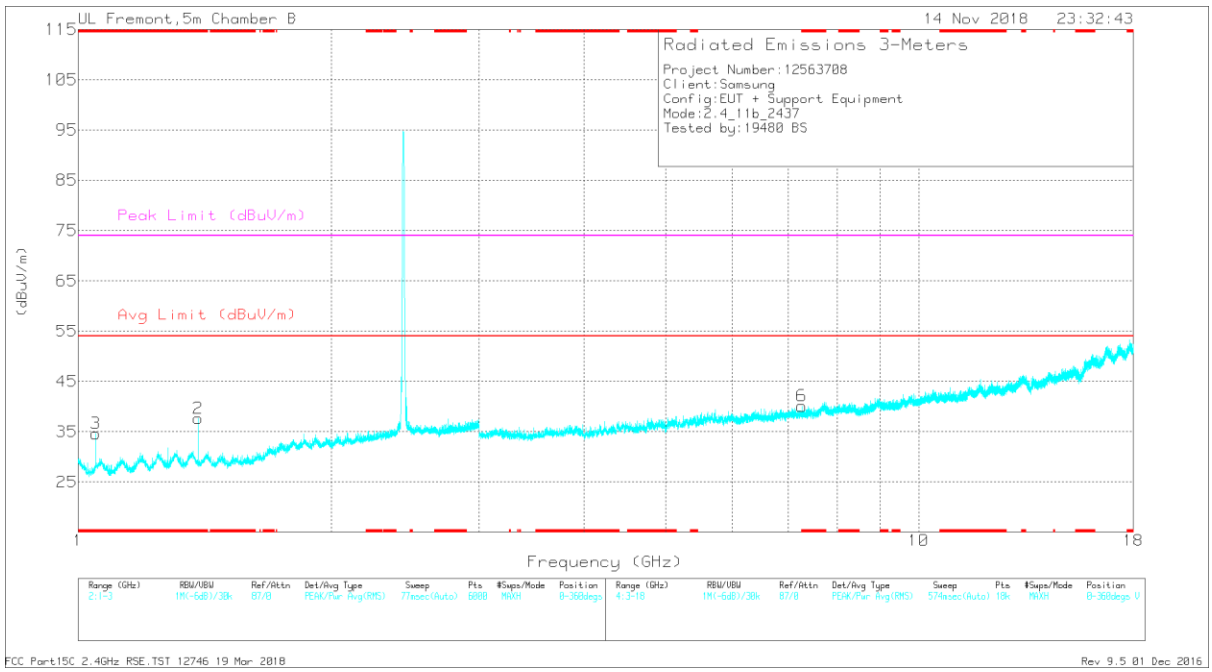

VERTICAL

UL VERIFICATION SERVICES INC.
47173 Benicia Street, Fremont, CA 94538; USA TEL:(510) 771-1000 FAX:(510) 661-0888
This report shall not be reproduced except in full, without the written approval of UL Verification Services Inc.

RADIATED EMISSIONS

Marker	Frequency (GHz)	Meter Reading (dBuV)	Det	AF T863 (dB/m)	Amp/Cbl/Fltr/Pad (dB)	Corrected Reading (dBuV/m)	Avg Limit (dBuV/m)	Margin (dB)	Peak Limit (dBuV/m)	PK Margin (dB)	Azimuth (Degs)	Height (cm)	Polarity
1	* 1.068	31.59	PK2	27.4	-22.9	36.09	-	-	74	-37.91	14	371	H
	* 1.066	19.32	MAv1	27.4	-22.9	23.82	54	-30.18	-	-	14	371	H
2	* 1.388	29.37	PK2	28.5	-21.4	36.47	-	-	74	-37.53	158	197	V
	* 1.389	16.61	MAv1	28.5	-21.3	23.81	54	-30.19	-	-	158	197	V
3	* 1.05	31.02	PK2	27.5	-22.9	35.62	-	-	74	-38.38	107	196	V
	* 1.05	18.83	MAv1	27.5	-22.9	23.43	54	-30.57	-	-	107	196	V
4	* 3.901	39.62	PK2	33.4	-29.6	43.42	-	-	74	-30.58	346	347	H
	* 3.904	27.7	MAv1	33.4	-29.7	31.4	54	-22.6	-	-	346	347	H
5	* 7.659	36.48	PK2	36.4	-26.3	46.58	-	-	74	-27.42	68	236	H
	* 7.66	24.85	MAv1	36.4	-26.2	35.05	54	-18.95	-	-	68	236	H
6	* 7.259	36.94	PK2	35.9	-27.6	45.24	-	-	74	-28.76	251	133	V
	* 7.258	25.62	MAv1	35.9	-27.6	33.92	54	-20.08	-	-	251	133	V

* - indicates frequency in CFR47 Pt 15 / IC RSS-Restricted Band
PK2 - KDB558074 Method: Maximum Peak
MAv1 - KDB558074 Option 1 Maximum RMS Average

UL VERIFICATION SERVICES INC.
47173 Benicia Street, Fremont, CA 94538; USA TEL:(510) 771-1000 FAX:(510) 661-0888
This report shall not be reproduced except in full, without the written approval of UL Verification Services Inc.

HIGH CHANNEL, CH 11 RESULTS

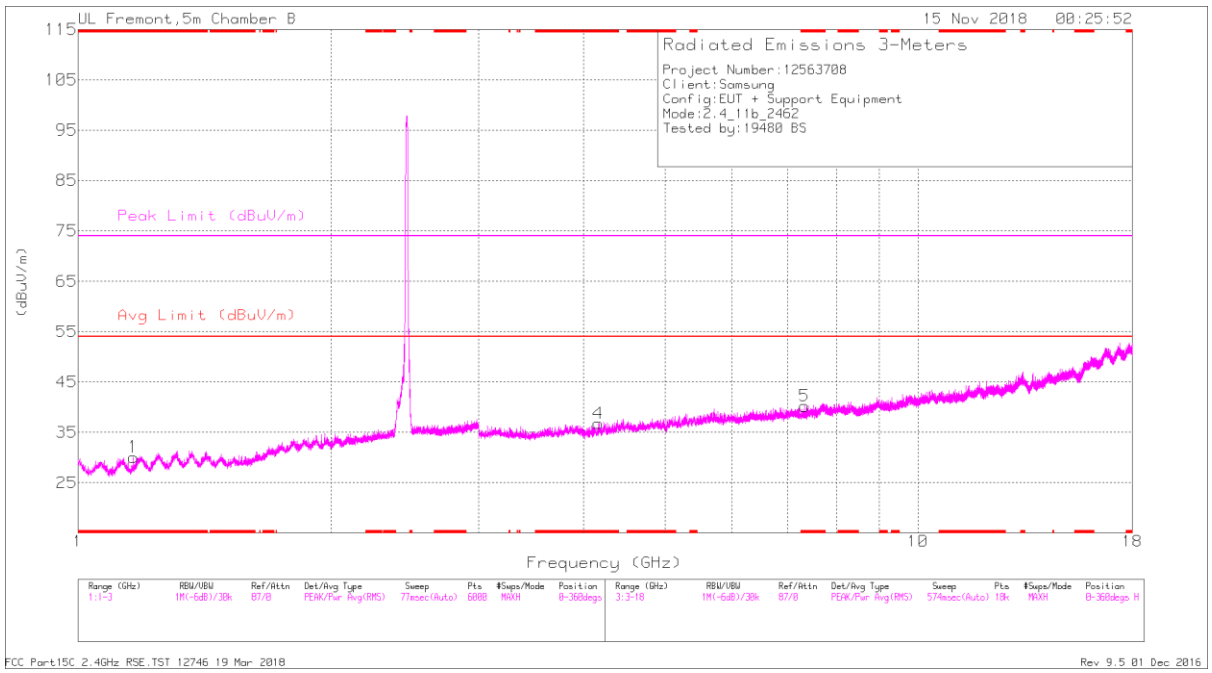

HORIZONTAL

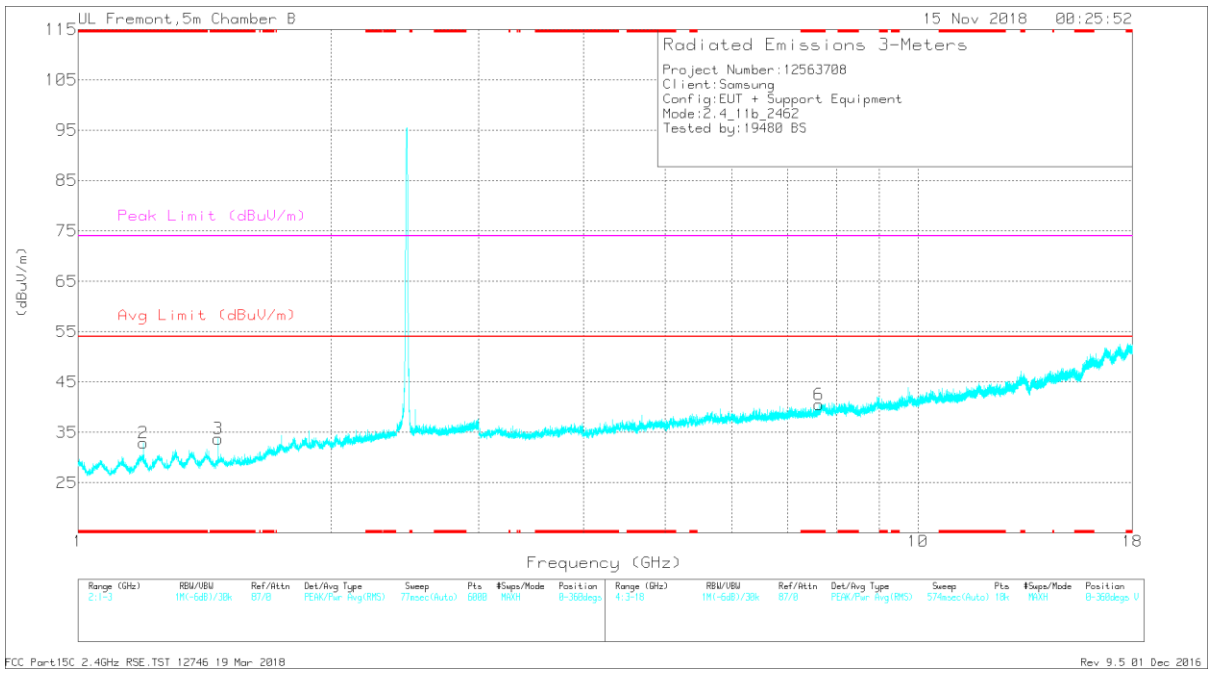

VERTICAL

UL VERIFICATION SERVICES INC.
47173 Benicia Street, Fremont, CA 94538; USA TEL:(510) 771-1000 FAX:(510) 661-0888
This report shall not be reproduced except in full, without the written approval of UL Verification Services Inc.

RADIATED EMISSIONS

Marker	Frequency (GHz)	Meter Reading (dBuV)	Det	AF T863 (dB/m)	Amp/Cbl/Fltr/Pad (dB)	Corrected Reading (dBuV/m)	Avg Limit (dBuV/m)	Margin (dB)	Peak Limit (dBuV/m)	PK Margin (dB)	Azimuth (Degs)	Height (cm)	Polarity
1	* 1.164	29.77	PK2	27.9	-22.3	35.37	-	-	74	-38.63	20	387	H
	* 1.166	17.39	MAv1	27.9	-22.4	22.89	54	-31.11	-	-	20	387	H
2	* 1.196	30.38	PK2	28.2	-22.2	36.38	-	-	74	-37.62	181	352	V
	* 1.195	18.65	MAv1	28.2	-22.1	24.75	54	-29.25	-	-	181	352	V
3	* 1.47	30.09	PK2	28	-21	37.09	-	-	74	-36.91	51	337	V
	* 1.471	17.6	MAv1	28	-21.1	24.5	54	-29.5	-	-	51	337	V
4	* 4.162	38.95	PK2	33.6	-30	42.55	-	-	74	-31.45	6	363	H
	* 4.165	27.35	MAv1	33.6	-30	30.95	54	-23.05	-	-	6	363	H
5	* 7.331	37.65	PK2	36	-27.4	46.25	-	-	74	-27.75	205	133	H
	* 7.331	25.54	MAv1	36	-27.4	34.14	54	-19.86	-	-	205	133	H
6	* 7.619	37.03	PK2	36.4	-27	46.43	-	-	74	-27.57	203	141	V
	* 7.619	25.31	MAv1	36.4	-27	34.71	54	-19.29	-	-	203	141	V

* - indicates frequency in CFR47 Pt 15 / IC RSS-Restricted Band
PK2 - KDB558074 Method: Maximum Peak
MAv1 - KDB558074 Option 1 Maximum RMS Average

UL VERIFICATION SERVICES INC.
47173 Benicia Street, Fremont, CA 94538; USA TEL:(510) 771-1000 FAX:(510) 661-0888
This report shall not be reproduced except in full, without the written approval of UL Verification Services Inc.

1TX Antenna 2 MODE

BANDEDGE (LOW CHANNEL, CH 1)

HORIZONTAL RESULT

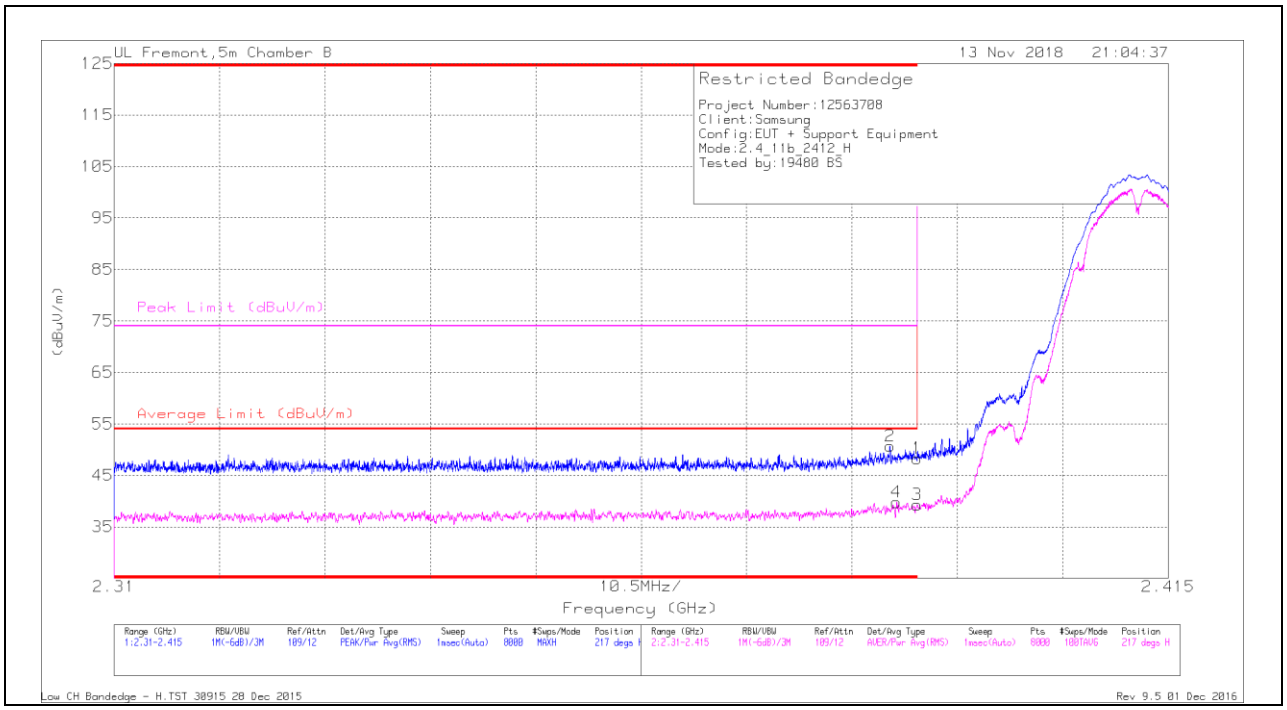

Trace Markers

Marker	Frequency (GHz)	Meter Reading (dBuV)	Det	AF T863 (dB/m)	Amp/Cbl/Fltr/Pad (dB)	Corrected Reading (dBuV/m)	Average Limit (dBuV/m)	Margin (dB)	Peak Limit (dBuV/m)	PK Margin (dB)	Azimuth (Degs)	Height (cm)	Polarity
1	* 2.39	36.7	Pk	32.3	-20.7	48.3	-	-	74	-25.7	217	211	H
2	* 2.387	39.06	Pk	32.3	-20.7	50.66	-	-	74	-23.34	217	211	H
3	* 2.39	27.69	RMS	32.3	-20.7	39.29	54	-14.71	-	-	217	211	H
4	* 2.388	28.17	RMS	32.3	-20.7	39.77	54	-14.23	-	-	217	211	H

* - indicates frequency in CFR47 Pt 15 / IC RSS-Restricted Band
Pk - Peak detector
RMS - RMS detection

UL VERIFICATION SERVICES INC.
47173 Benicia Street, Fremont, CA 94538; USA TEL:(510) 771-1000 FAX:(510) 661-0888
This report shall not be reproduced except in full, without the written approval of UL Verification Services Inc.

VERTICAL RESULT

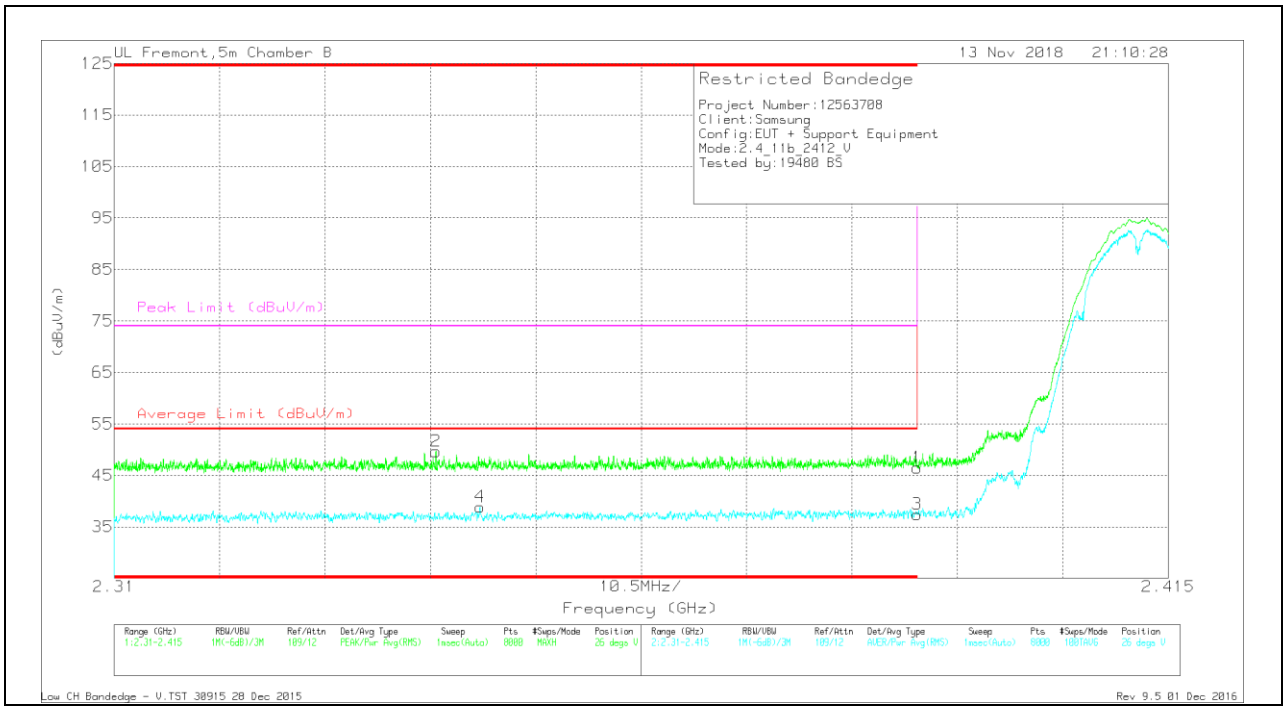

Trace Markers

Marker	Frequency (GHz)	Meter Reading (dBuV)	Det	AF T863 (dB/m)	Amp/Cbl/Fltr/Pad (dB)	Corrected Reading (dBuV/m)	Average Limit (dBuV/m)	Margin (dB)	Peak Limit (dBuV/m)	PK Margin (dB)	Azimuth (Degs)	Height (cm)	Polarity
1	* 2.39	34.9	Pk	32.3	-20.7	46.5	-	-	74	-27.5	26	387	V
2	* 2.342	38.27	Pk	32.1	-20.7	49.67	-	-	74	-24.33	26	387	V
3	* 2.39	25.83	RMS	32.3	-20.7	37.43	54	-16.57	-	-	26	387	V
4	* 2.346	27.49	RMS	32.2	-20.8	38.89	54	-15.11	-	-	26	387	V

* - indicates frequency in CFR47 Pt 15 / IC RSS-Restricted Band
Pk - Peak detector
RMS - RMS detection

UL VERIFICATION SERVICES INC.
47173 Benicia Street, Fremont, CA 94538; USA TEL:(510) 771-1000 FAX:(510) 661-0888
This report shall not be reproduced except in full, without the written approval of UL Verification Services Inc.

BANDEDGE (HIGH CHANNEL, CH 11)

HORIZONTAL RESULT

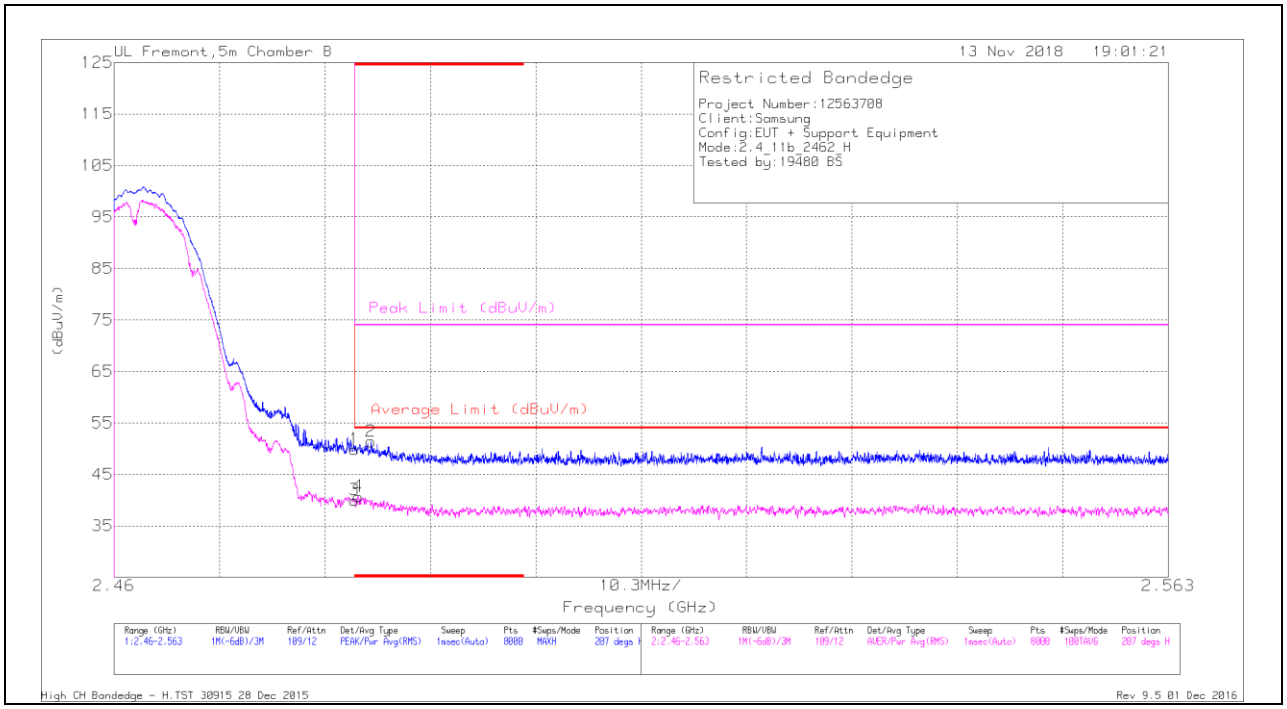

Trace Markers

Marker	Frequency (GHz)	Meter Reading (dBuV)	Det	AF T863 (dB/m)	Amp/Cbl/Fltr/Pad (dB)	Corrected Reading (dBuV/m)	Average Limit (dBuV/m)	Margin (dB)	Peak Limit (dBuV/m)	PK Margin (dB)	Azimuth (Degs)	Height (cm)	Polarity
1	* 2.484	37.57	Pk	32.6	-20.3	49.87	-	-	74	-24.13	207	140	H
2	* 2.485	39.08	Pk	32.6	-20.3	51.38	-	-	74	-22.62	207	140	H
3	* 2.484	27.7	RMS	32.6	-20.3	40	54	-14	-	-	207	140	H
4	* 2.484	28.51	RMS	32.6	-20.4	40.71	54	-13.29	-	-	207	140	H

* - indicates frequency in CFR47 Pt 15 / IC RSS-Restricted Band
Pk - Peak detector
RMS - RMS detection

UL VERIFICATION SERVICES INC.
47173 Benicia Street, Fremont, CA 94538; USA TEL:(510) 771-1000 FAX:(510) 661-0888
This report shall not be reproduced except in full, without the written approval of UL Verification Services Inc.

VERTICAL RESULT

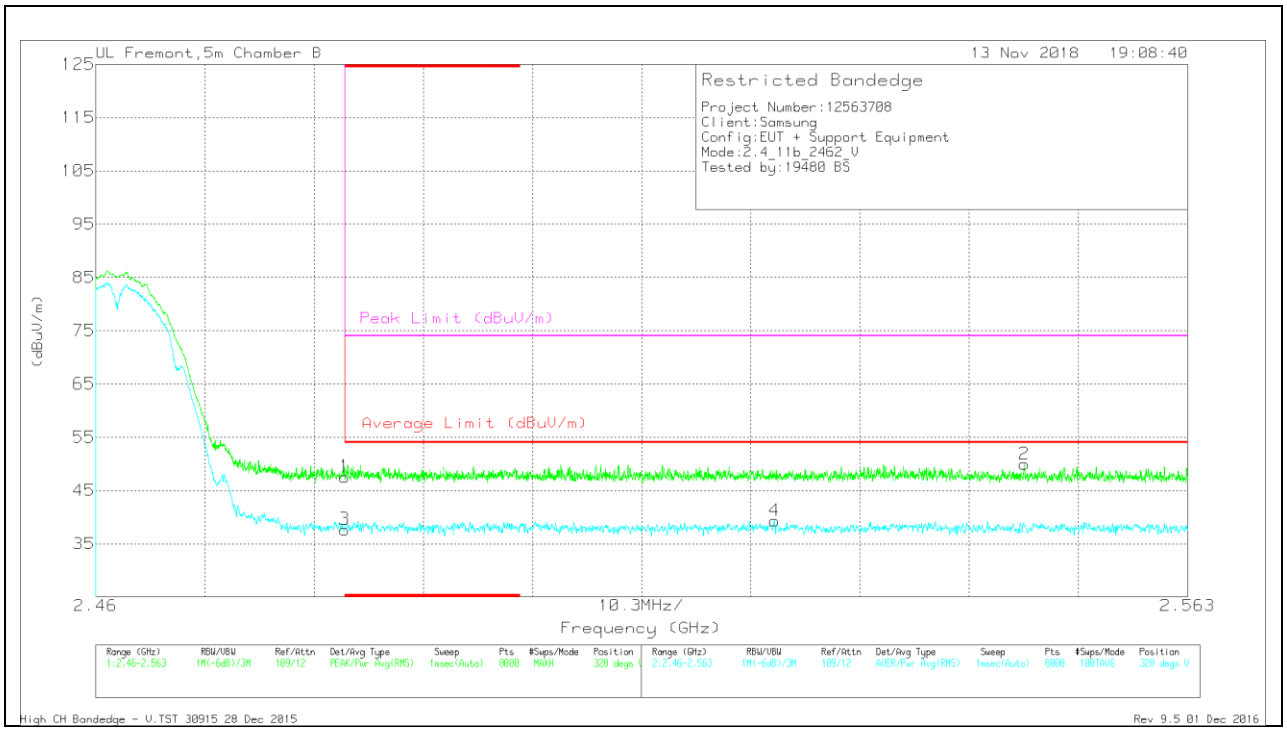

Trace Markers

Marker	Frequency (GHz)	Meter Reading (dBuV)	Det	AF T863 (dB/m)	Amp/Cbl/Fltr/Pad (dB)	Corrected Reading (dBuV/m)	Average Limit (dBuV/m)	Margin (dB)	Peak Limit (dBuV/m)	PK Margin (dB)	Azimuth (Degs)	Height (cm)	Polarity
1	* 2.484	35.25	Pk	32.6	-20.3	47.55	-	-	74	-26.45	328	167	V
3	* 2.484	25.36	RMS	32.6	-20.3	37.66	54	-16.34	-	-	328	167	V
4	2.524	27.04	RMS	32.7	-20.4	39.34	54	-14.66	-	-	328	167	V
2	2.548	37.75	Pk	32.7	-20.5	49.95	-	-	74	-24.05	328	167	V

* - indicates frequency in CFR47 Pt 15 / IC RSS-Restricted Band
Pk - Peak detector
RMS - RMS detection

UL VERIFICATION SERVICES INC.
47173 Benicia Street, Fremont, CA 94538; USA TEL:(510) 771-1000 FAX:(510) 661-0888
This report shall not be reproduced except in full, without the written approval of UL Verification Services Inc.

BANDEDGE (HIGH CHANNEL, CH 12)

HORIZONTAL RESULT

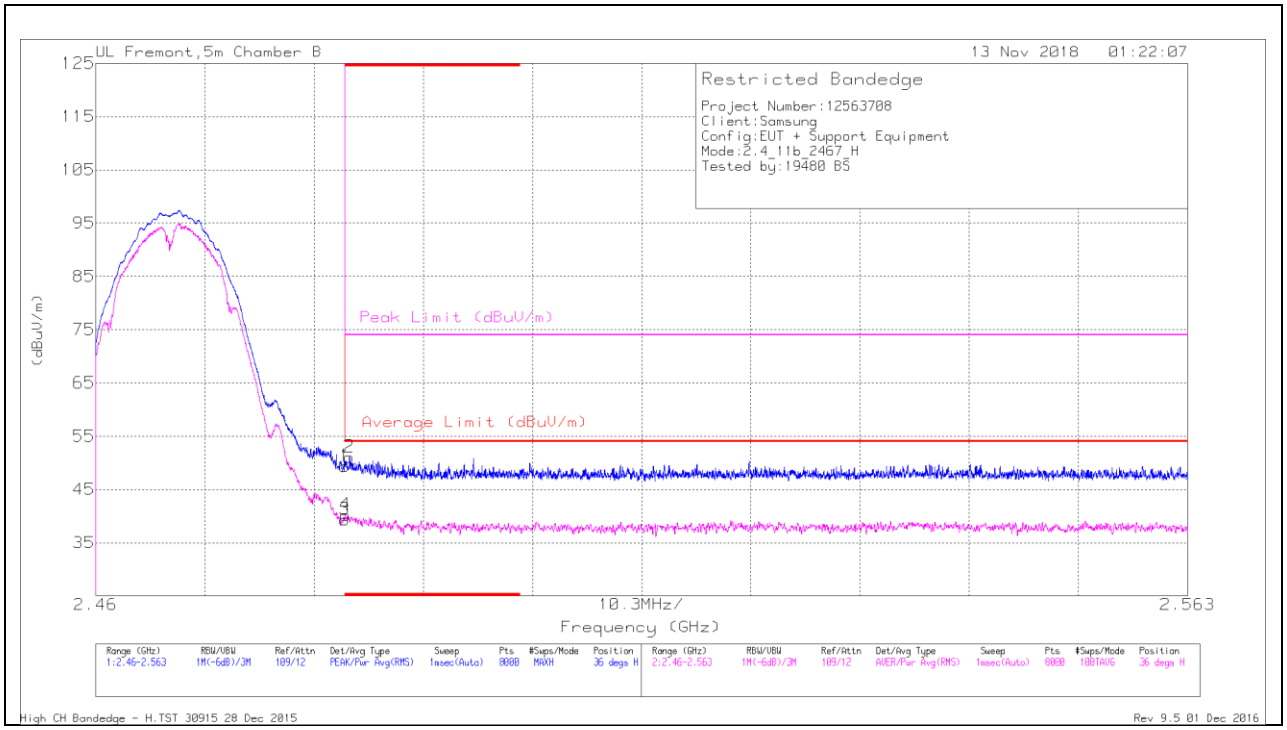

Trace Markers

Marker	Frequency (GHz)	Meter Reading (dBuV)	Det	AF T863 (dB/m)	Amp/Cbl/Fltr/Pad (dB)	Corrected Reading (dBuV/m)	Average Limit (dBuV/m)	Margin (dB)	Peak Limit (dBuV/m)	PK Margin (dB)	Azimuth (Degs)	Height (cm)	Polarity
1	* 2.484	37.07	Pk	32.6	-20.3	49.37	-	-	74	-24.63	36	151	H
2	* 2.484	38.89	Pk	32.6	-20.4	51.09	-	-	74	-22.91	36	151	H
3	* 2.484	27.08	RMS	32.6	-20.3	39.38	54	-14.62	-	-	36	151	H
4	* 2.484	27.92	RMS	32.6	-20.3	40.22	54	-13.78	-	-	36	151	H

* - indicates frequency in CFR47 Pt 15 / IC RSS-Restricted Band
Pk - Peak detector
RMS - RMS detection

UL VERIFICATION SERVICES INC.
47173 Benicia Street, Fremont, CA 94538; USA TEL:(510) 771-1000 FAX:(510) 661-0888
This report shall not be reproduced except in full, without the written approval of UL Verification Services Inc.

VERTICAL RESULT

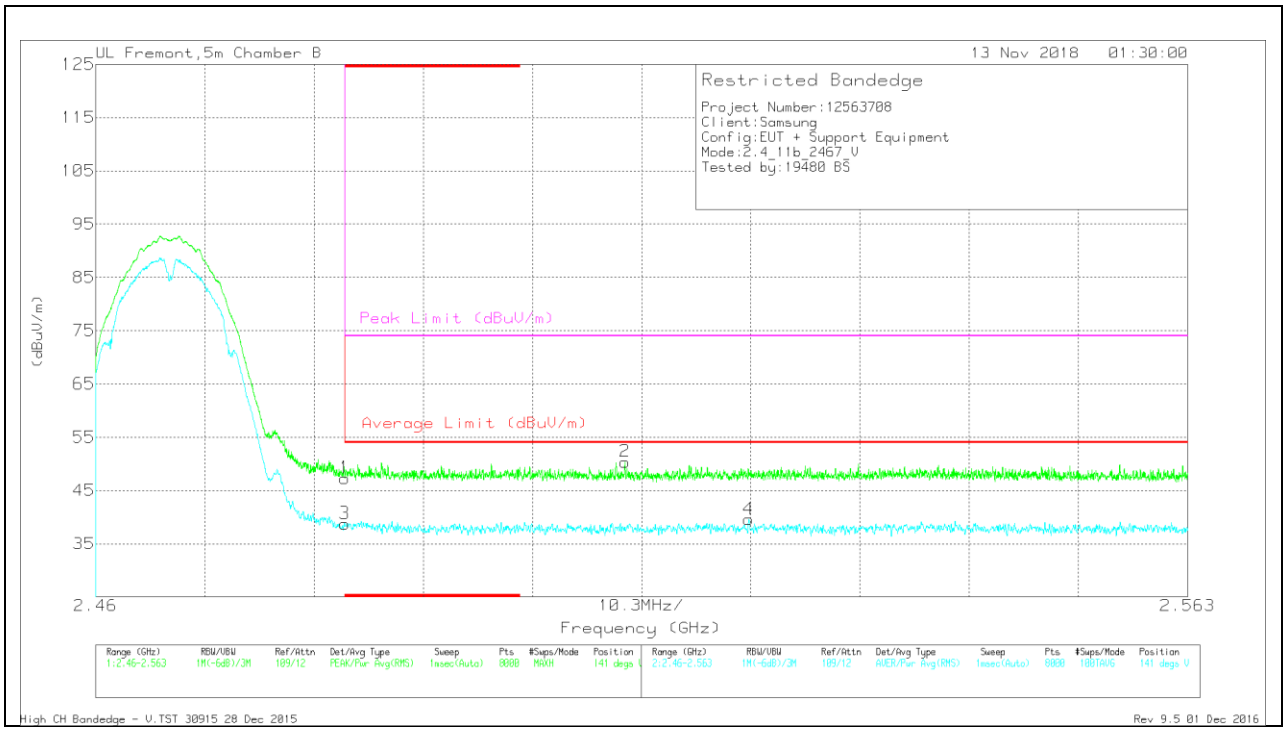

Trace Markers

Marker	Frequency (GHz)	Meter Reading (dBuV)	Det	AF T863 (dB/m)	Amp/Cbl/Fltr/Pad (dB)	Corrected Reading (dBuV/m)	Average Limit (dBuV/m)	Margin (dB)	Peak Limit (dBuV/m)	PK Margin (dB)	Azimuth (Degs)	Height (cm)	Polarity
1	* 2.484	35	Pk	32.6	-20.3	47.3	-	-	74	-26.7	141	117	V
3	* 2.484	26.45	RMS	32.6	-20.3	38.75	54	-15.25	-	-	141	117	V
2	2.51	38.28	Pk	32.7	-20.6	50.38	-	-	74	-23.62	141	117	V
4	2.522	27.28	RMS	32.7	-20.4	39.58	54	-14.42	-	-	141	117	V

* - indicates frequency in CFR47 Pt 15 / IC RSS-Restricted Band
Pk - Peak detector
RMS - RMS detection

UL VERIFICATION SERVICES INC.
47173 Benicia Street, Fremont, CA 94538; USA TEL:(510) 771-1000 FAX:(510) 661-0888
This report shall not be reproduced except in full, without the written approval of UL Verification Services Inc.

BANDEDGE (HIGH CHANNEL, CH 13)

HORIZONTAL RESULT

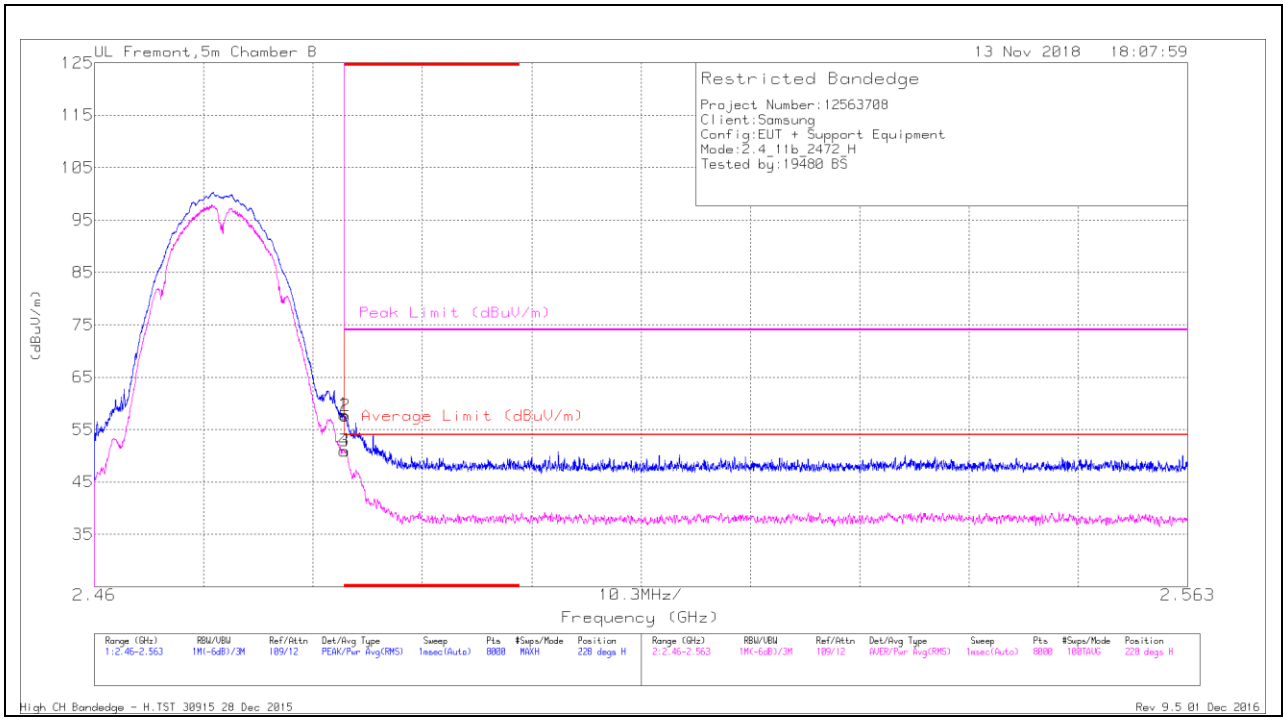

Trace Markers

Marker	Frequency (GHz)	Meter Reading (dBuV)	Det	AF T863 (dB/m)	Amp/Cbl/Fltr/Pad (dB)	Corrected Reading (dBuV/m)	Average Limit (dBuV/m)	Margin (dB)	Peak Limit (dBuV/m)	PK Margin (dB)	Azimuth (Degs)	Height (cm)	Polarity
1	* 2.484	45.57	Pk	32.6	-20.3	57.87	-	-	74	-16.13	228	103	H
2	* 2.484	45.34	Pk	32.6	-20.3	57.64	-	-	74	-16.36	228	103	H
3	* 2.484	38.65	RMS	32.6	-20.3	50.95	54	-3.05	-	-	228	103	H
4	* 2.484	38.67	RMS	32.6	-20.3	50.97	54	-3.03	-	-	228	103	H

* - indicates frequency in CFR47 Pt 15 / IC RSS-Restricted Band
Pk - Peak detector
RMS - RMS detection

UL VERIFICATION SERVICES INC.
47173 Benicia Street, Fremont, CA 94538; USA TEL:(510) 771-1000 FAX:(510) 661-0888
This report shall not be reproduced except in full, without the written approval of UL Verification Services Inc.

VERTICAL RESULT

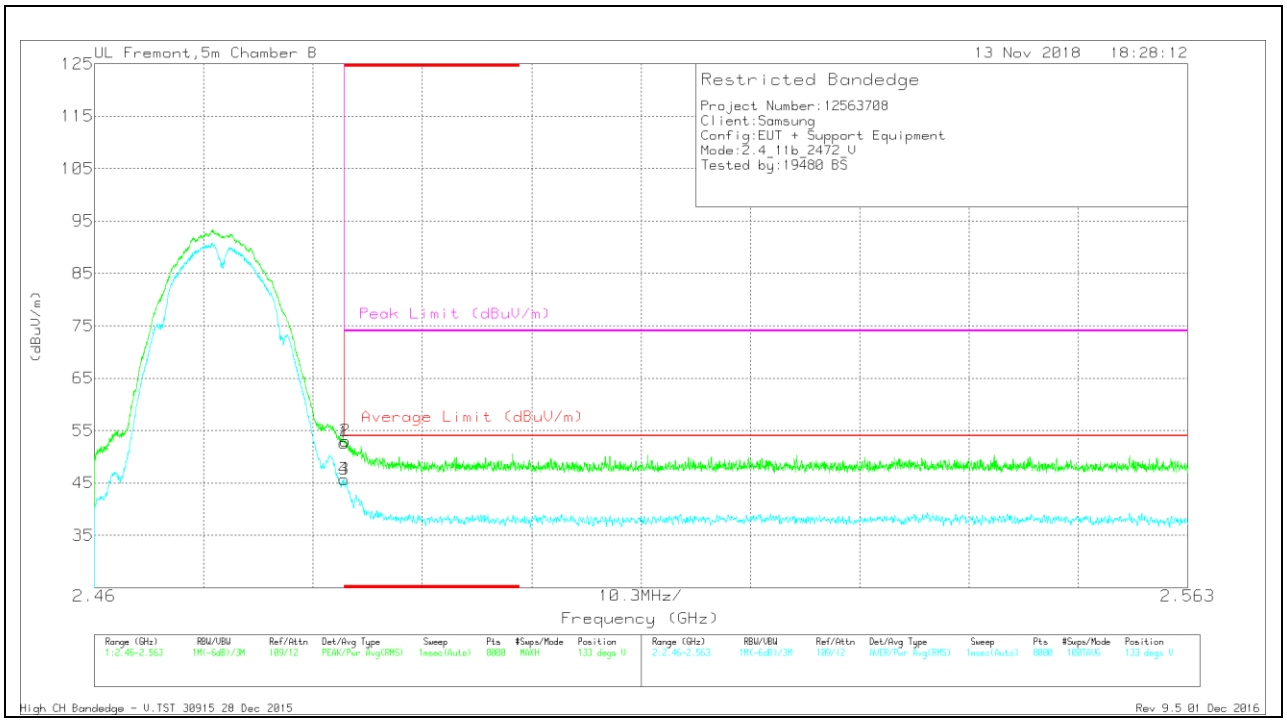

Trace Markers

Marker	Frequency (GHz)	Meter Reading (dBuV)	Det	AF T863 (dB/m)	Amp/Cbl/Fltr/Pad (dB)	Corrected Reading (dBuV/m)	Average Limit (dBuV/m)	Margin (dB)	Peak Limit (dBuV/m)	PK Margin (dB)	Azimuth (Degs)	Height (cm)	Polarity
1	* 2.484	40.33	Pk	32.6	-20.3	52.63	-	-	74	-21.37	133	109	V
2	* 2.484	40.83	Pk	32.6	-20.4	53.03	-	-	74	-20.97	133	109	V
3	* 2.484	33.36	RMS	32.6	-20.3	45.66	54	-8.34	-	-	133	109	V
4	* 2.484	33.39	RMS	32.6	-20.3	45.69	54	-8.31	-	-	133	109	V

* - indicates frequency in CFR47 Pt 15 / IC RSS-Restricted Band
Pk - Peak detector
RMS - RMS detection

UL VERIFICATION SERVICES INC.
47173 Benicia Street, Fremont, CA 94538; USA TEL:(510) 771-1000 FAX:(510) 661-0888
This report shall not be reproduced except in full, without the written approval of UL Verification Services Inc.

HARMONICS AND SPURIOUS EMISSIONS

LOW CHANNEL, CH 1 RESULTS

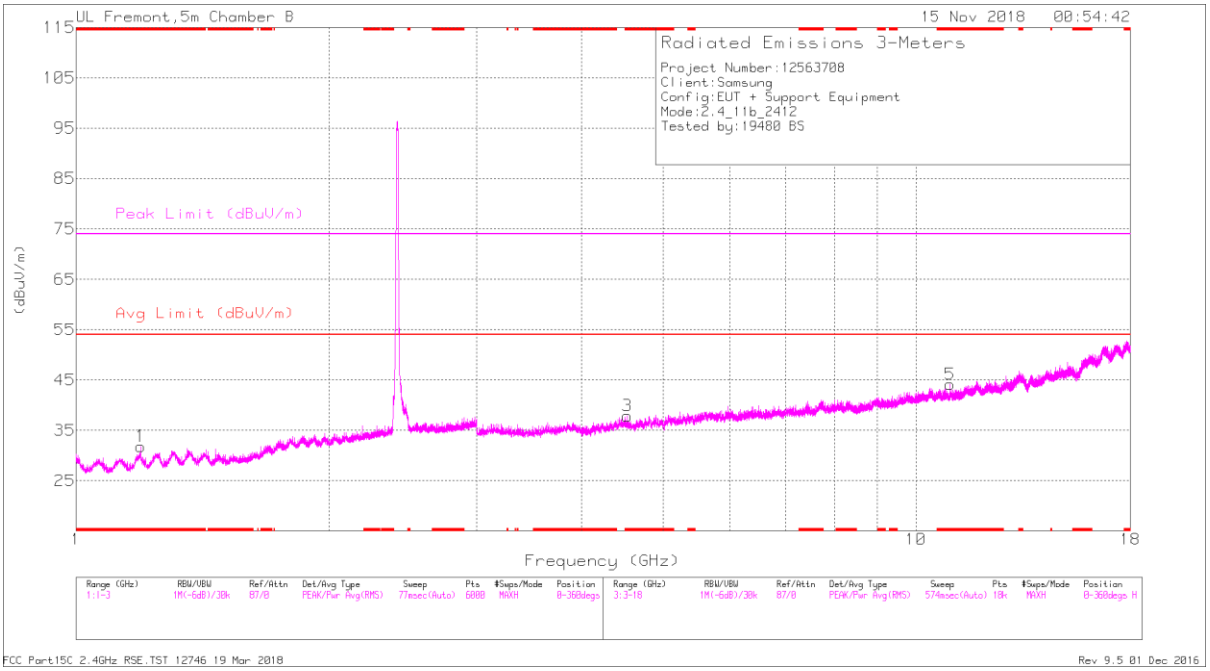

HORIZONTAL

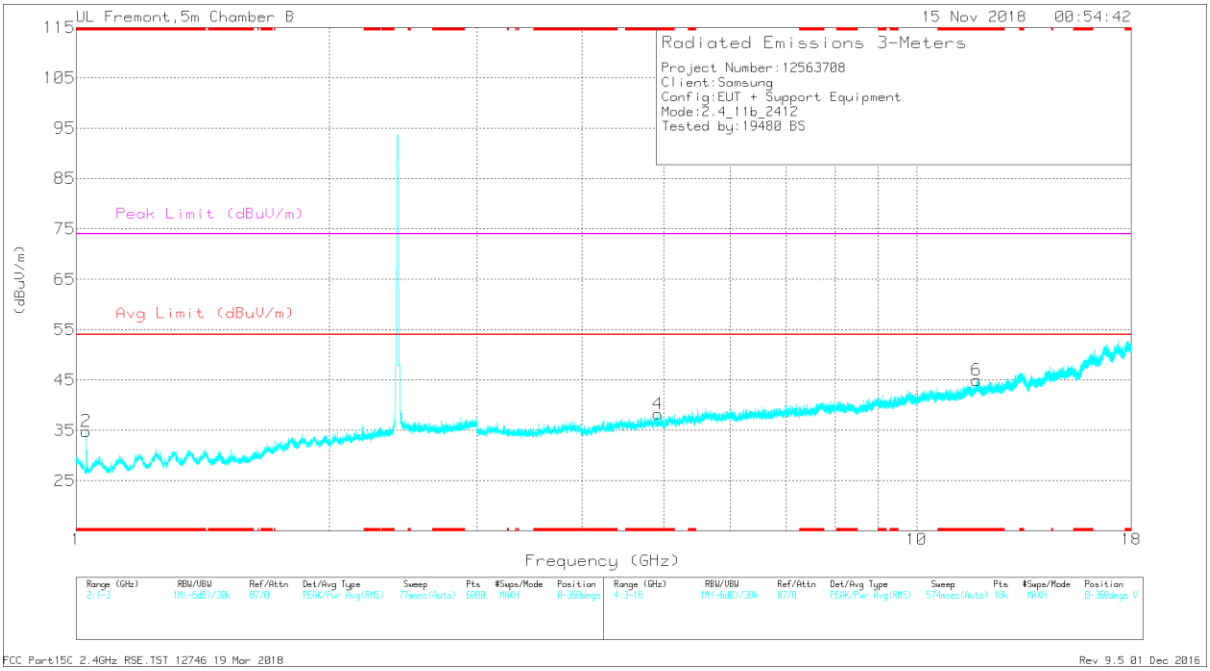

VERTICAL

UL VERIFICATION SERVICES INC.
47173 Benicia Street, Fremont, CA 94538; USA TEL:(510) 771-1000 FAX:(510) 661-0888
This report shall not be reproduced except in full, without the written approval of UL Verification Services Inc.

RADIATED EMISSIONS

Marker	Frequency (GHz)	Meter Reading (dBuV)	Det	AF T863 (dB/m)	Amp/Cbl/Fltr/Pad (dB)	Corrected Reading (dBuV/m)	Avg Limit (dBuV/m)	Margin (dB)	Peak Limit (dBuV/m)	PK Margin (dB)	Azimuth (Degs)	Height (cm)	Polarity
1	* 1.195	30.64	PK2	28.2	-22.2	36.64	-	-	74	-37.36	228	151	H
	* 1.192	18.9	MAv1	28.1	-22.2	24.8	54	-29.2	-	-	228	151	H
2	* 1.028	31.3	PK2	27.6	-23.2	35.7	-	-	74	-38.3	218	196	V
	* 1.027	17.85	MAv1	27.6	-23.2	22.25	54	-31.75	-	-	218	196	V
3	* 4.536	38.61	PK2	33.9	-29.6	42.91	-	-	74	-31.09	280	144	H
	* 4.537	27.16	MAv1	33.9	-29.6	31.46	54	-22.54	-	-	280	144	H
5	* 10.973	33.01	PK2	38	-22.3	48.71	-	-	74	-25.29	275	146	H
	* 10.974	21.55	MAv1	38	-22.3	37.25	54	-16.75	-	-	275	146	H
4	* 4.928	39.46	PK2	34.4	-30	43.86	-	-	74	-30.14	190	317	V
	* 4.927	27.86	MAv1	34.4	-30	32.26	54	-21.74	-	-	190	317	V
6	* 11.779	32.23	PK2	39.1	-21.3	50.03	-	-	74	-23.97	269	165	V
	* 11.78	20.95	MAv1	39.1	-21.3	38.75	54	-15.25	-	-	269	165	V

* - indicates frequency in CFR47 Pt 15 / IC RSS-Restricted Band
PK2 - KDB558074 Method: Maximum Peak
MAv1 - KDB558074 Option 1 Maximum RMS Average

UL VERIFICATION SERVICES INC.
47173 Benicia Street, Fremont, CA 94538; USA TEL:(510) 771-1000 FAX:(510) 661-0888
This report shall not be reproduced except in full, without the written approval of UL Verification Services Inc.

MID CHANNEL, CH 6 RESULTS

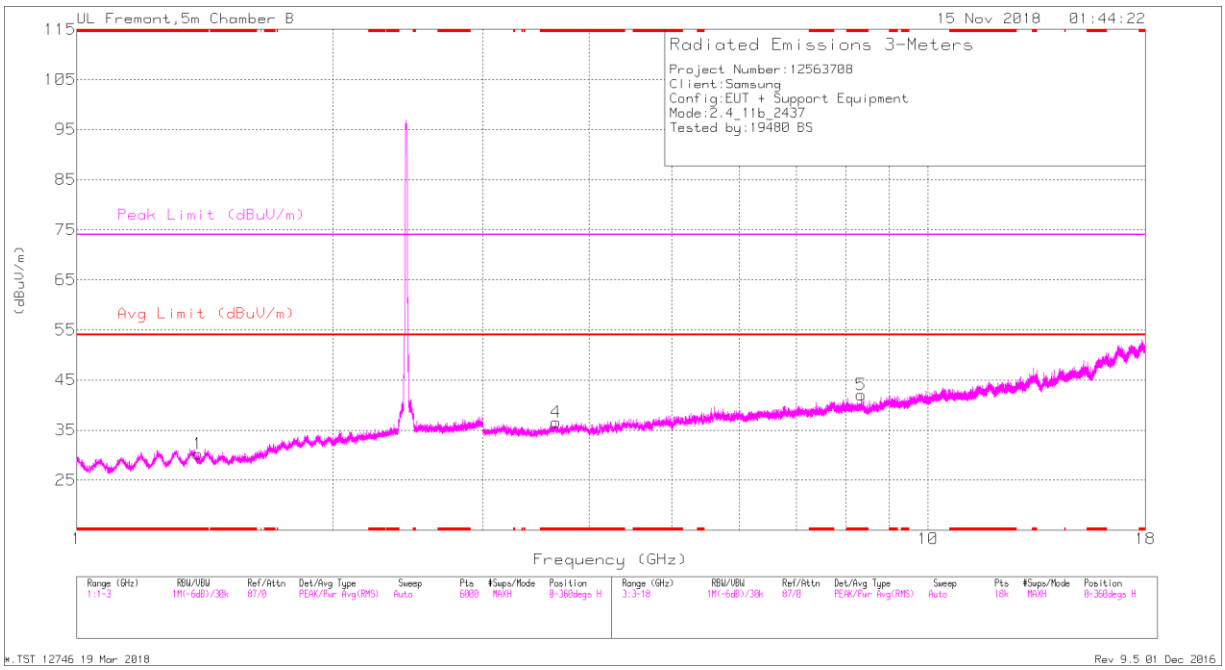

HORIZONTAL

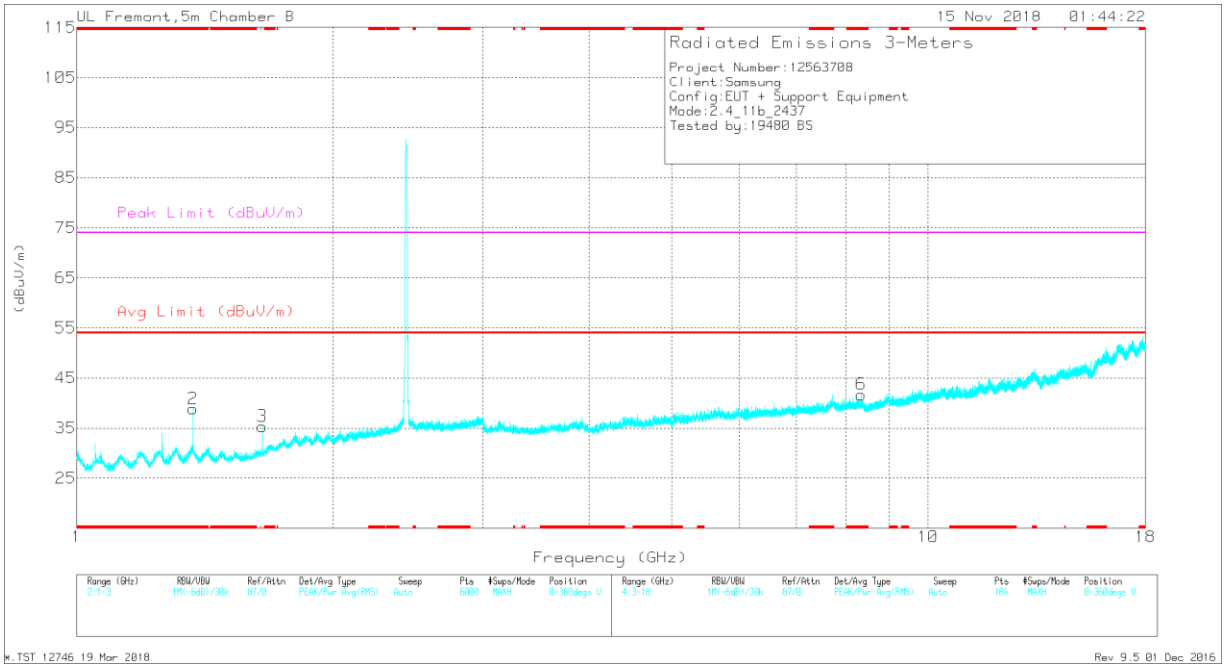

VERTICAL

UL VERIFICATION SERVICES INC.
47173 Benicia Street, Fremont, CA 94538; USA TEL:(510) 771-1000 FAX:(510) 661-0888
This report shall not be reproduced except in full, without the written approval of UL Verification Services Inc.

RADIATED EMISSIONS

Marker	Frequency (GHz)	Meter Reading (dBuV)	Det	AF T863 (dB/m)	Amp/Cbl/Fltr/Pad (dB)	Corrected Reading (dBuV/m)	Avg Limit (dBuV/m)	Margin (dB)	Peak Limit (dBuV/m)	PK Margin (dB)	Azimuth (Degs)	Height (cm)	Polarity
1	* 1.387	28.55	PK2	28.5	-21.3	35.75	-	-	74	-38.25	12	329	H
	* 1.386	16.84	MAv1	28.5	-21.4	23.94	54	-30.06	-	-	12	329	H
2	* 1.367	30.31	PK2	28.5	-21.3	37.51	-	-	74	-36.49	127	135	V
	* 1.367	18.53	MAv1	28.5	-21.3	25.73	54	-28.27	-	-	127	135	V
4	* 3.658	40.01	PK2	33.3	-30.4	42.91	-	-	74	-31.09	38	400	H
	* 3.66	28.08	MAv1	33.3	-30.3	31.08	54	-22.92	-	-	38	400	H
5	* 8.349	34.54	PK2	36.3	-24.4	46.44	-	-	74	-27.56	322	338	H
	* 8.349	23.33	MAv1	36.3	-24.4	35.23	54	-18.77	-	-	322	338	H
6	* 8.337	35.57	PK2	36.3	-24.7	47.17	-	-	74	-26.83	133	152	V
	* 8.336	24.13	MAv1	36.3	-24.7	35.73	54	-18.27	-	-	133	152	V
3	1.652	29.24	PK2	28.6	-20.8	37.04	-	-	-	-	304	211	V

* - indicates frequency in CFR47 Pt 15 / IC RSS-Restricted Band
PK2 - KDB558074 Method: Maximum Peak
MAv1 - KDB558074 Option 1 Maximum RMS Average

UL VERIFICATION SERVICES INC.
47173 Benicia Street, Fremont, CA 94538; USA TEL:(510) 771-1000 FAX:(510) 661-0888
This report shall not be reproduced except in full, without the written approval of UL Verification Services Inc.

HIGH CHANNEL, CH 11 RESULTS

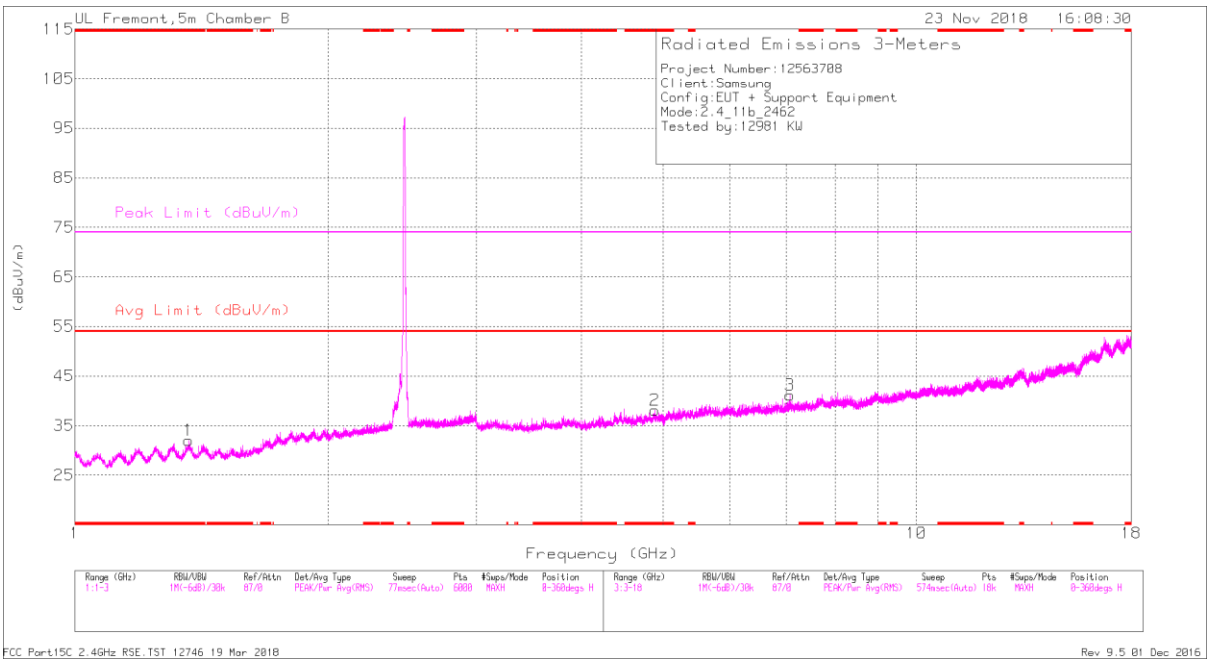

HORIZONTAL

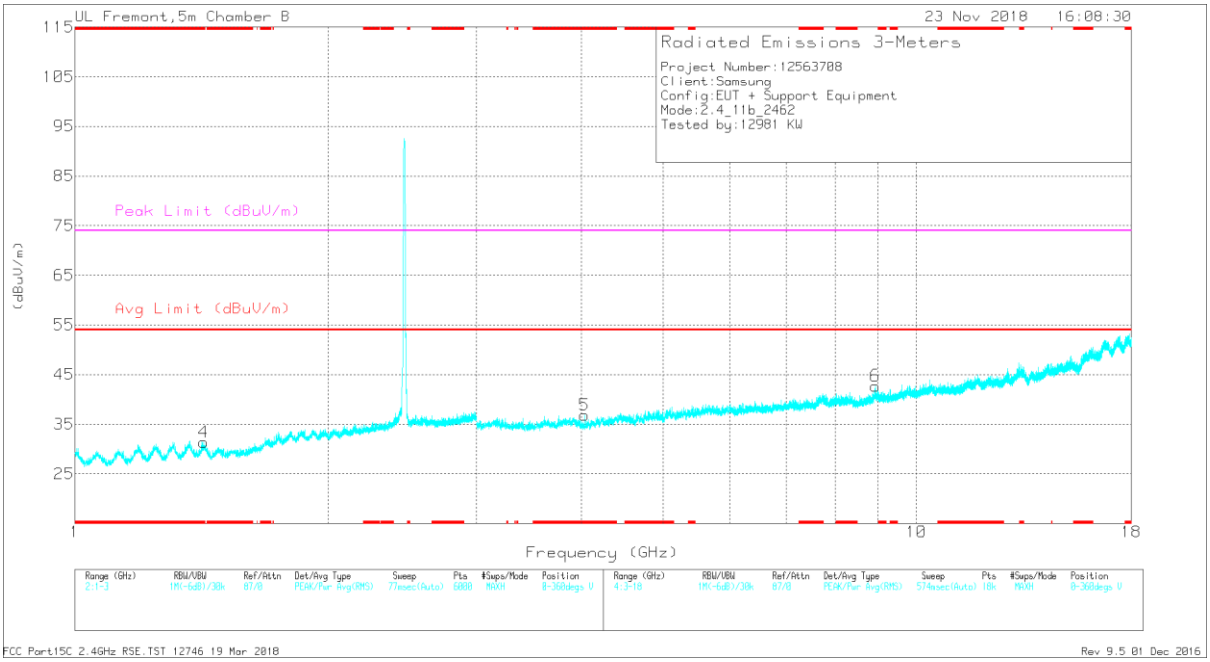

VERTICAL

UL VERIFICATION SERVICES INC.
47173 Benicia Street, Fremont, CA 94538; USA TEL:(510) 771-1000 FAX:(510) 661-0888
This report shall not be reproduced except in full, without the written approval of UL Verification Services Inc.

RADIATED EMISSIONS

Marker	Frequency (GHz)	Meter Reading (dBuV)	Det	AF T863 (dB/m)	Amp/Cbl/Fltr/Pad (dB)	Corrected Reading (dBuV/m)	Avg Limit (dBuV/m)	Margin (dB)	Peak Limit (dBuV/m)	PK Margin (dB)	Azimuth (Degs)	Height (cm)	Polarity
1	* 1.366	30.76	PK2	28.5	-21.5	37.76	-	-	74	-36.24	43	166	H
	* 1.367	19.21	MAv1	28.5	-21.4	26.31	54	-27.69	-	-	43	166	H
4	* 1.422	30.47	PK2	28.3	-21.3	37.47	-	-	74	-36.53	98	269	V
	* 1.424	18.77	MAv1	28.3	-21.3	25.77	54	-28.23	-	-	98	269	V
2	* 4.884	40.23	PK2	34.3	-30.4	44.13	-	-	74	-29.87	135	162	H
	* 4.884	28.96	MAv1	34.3	-30.4	32.86	54	-21.14	-	-	135	162	H
5	* 4.034	39.81	PK2	33.4	-30.7	42.51	-	-	74	-31.49	264	226	V
	* 4.033	28.59	MAv1	33.4	-30.7	31.29	54	-22.71	-	-	264	226	V
3	7.072	32.01	PK2	36	-26.9	41.11	-	-	-	-	0-360	102	H
6	8.944	29.74	PK2	36.8	-23.8	42.74	-	-	-	-	0-360	102	V

* - indicates frequency in CFR47 Pt 15 / IC RSS-Restricted Band
PK2 - KDB558074 Method: Maximum Peak
MAv1 - KDB558074 Option 1 Maximum RMS Average

UL VERIFICATION SERVICES INC.
47173 Benicia Street, Fremont, CA 94538; USA TEL:(510) 771-1000 FAX:(510) 661-0888
This report shall not be reproduced except in full, without the written approval of UL Verification Services Inc.

9.1.2. TX ABOVE 1 GHz 802.11g MODE IN THE 2.4 GHz BAND

2TX Antenna 1 + Antenna 2 CDD MODE

BANDEDGE (LOW CHANNEL, CH 1)

HORIZONTAL RESULT

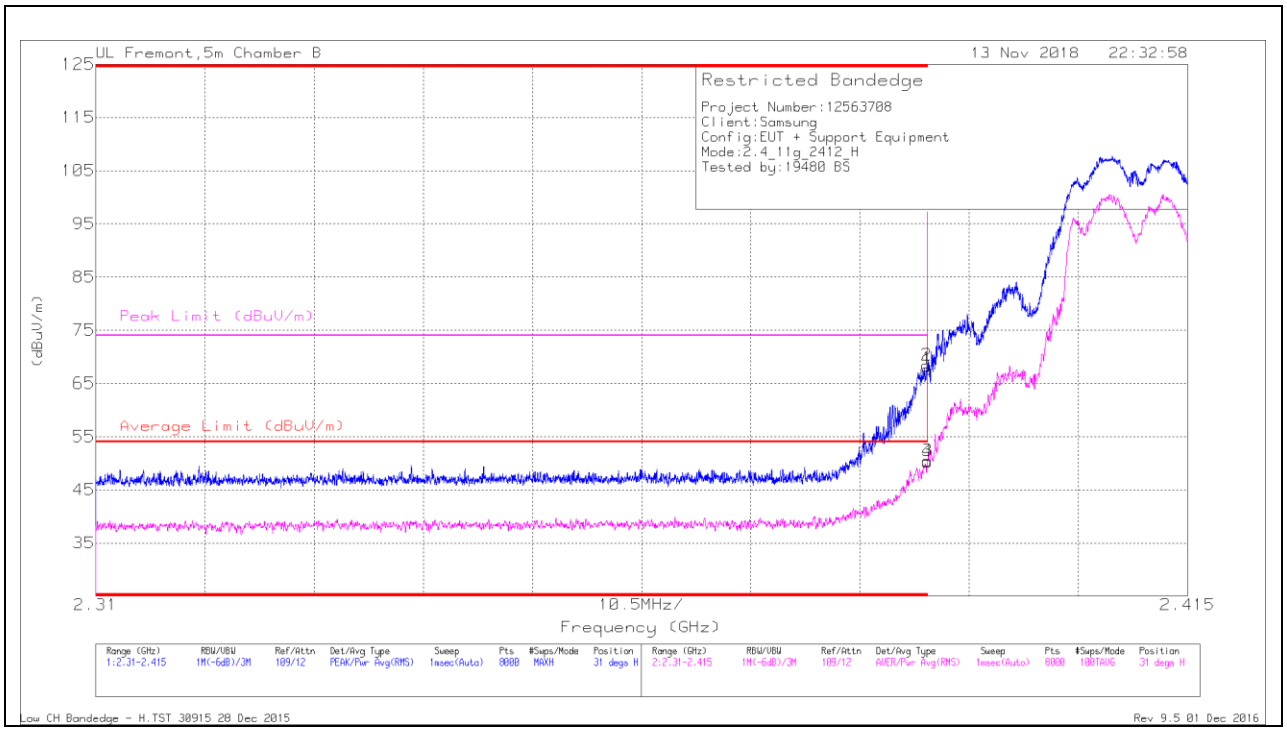

Trace Markers

Marker	Frequency (GHz)	Meter Reading (dBuV)	Det	AF T863 (dB/m)	Amp/Cbl/Fltr/Pad (dB)	DC Corr (dB)	Corrected Reading (dBuV/m)	Average Limit (dBuV/m)	Margin (dB)	Peak Limit (dBuV/m)	PK Margin (dB)	Azimuth (Degs)	Height (cm)	Polarity
1	* 2.39	56.11	Pk	32.3	-20.7	0	67.71	-	-	74	-6.29	31	176	H
2	* 2.39	56.77	Pk	32.3	-20.7	0	68.37	-	-	74	-5.63	31	176	H
3	* 2.39	37.61	RMS	32.3	-20.7	1.21	50.42	54	-3.58	-	-	31	176	H
4	* 2.39	37.48	RMS	32.3	-20.7	1.21	50.29	54	-3.71	-	-	31	176	H

* - indicates frequency in CFR47 Pt 15 / IC RSS-Restricted Band
Pk - Peak detector
RMS - RMS detection

UL VERIFICATION SERVICES INC.
47173 Benicia Street, Fremont, CA 94538; USA TEL:(510) 771-1000 FAX:(510) 661-0888
This report shall not be reproduced except in full, without the written approval of UL Verification Services Inc.

VERTICAL RESULT

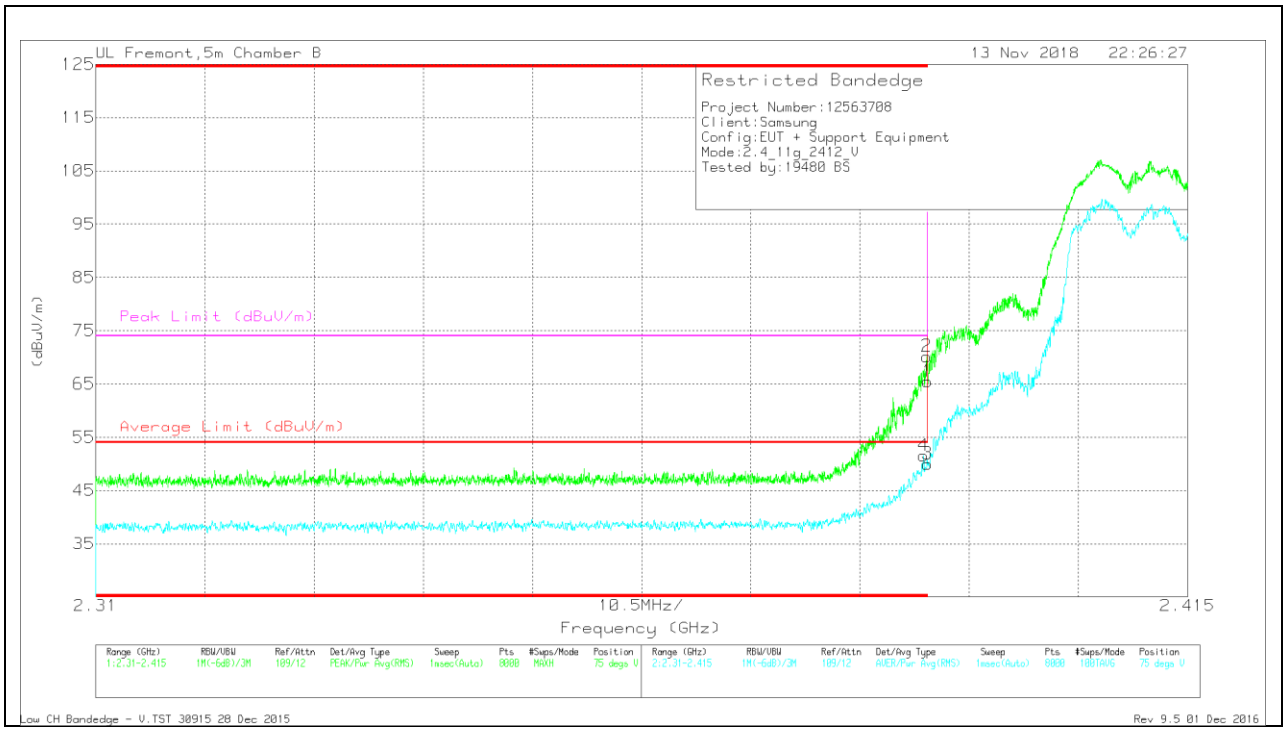

Trace Markers

Marker	Frequency (GHz)	Meter Reading (dBuV)	Det	AF T863 (dB/m)	Amp/Cbl/Fltr/Pad (dB)	DC Corr (dB)	Corrected Reading (dBuV/m)	Average Limit (dBuV/m)	Margin (dB)	Peak Limit (dBuV/m)	PK Margin (dB)	Azimuth (Degs)	Height (cm)	Polarity
1	* 2.39	53.89	Pk	32.3	-20.7	0	65.49	-	-	74	-8.51	75	102	V
2	* 2.39	58.55	Pk	32.3	-20.7	0	70.15	-	-	74	-3.85	75	102	V
3	* 2.39	37.2	RMS	32.3	-20.7	1.21	50.01	54	-3.99	-	-	75	102	V
4	* 2.39	38.75	RMS	32.3	-20.7	1.21	51.56	54	-2.44	-	-	75	102	V

* - indicates frequency in CFR47 Pt 15 / IC RSS-Restricted Band
Pk - Peak detector
RMS - RMS detection

UL VERIFICATION SERVICES INC.
47173 Benicia Street, Fremont, CA 94538; USA TEL:(510) 771-1000 FAX:(510) 661-0888
This report shall not be reproduced except in full, without the written approval of UL Verification Services Inc.

BANDEDGE (HIGH CHANNEL, CH 11)

HORIZONTAL RESULT

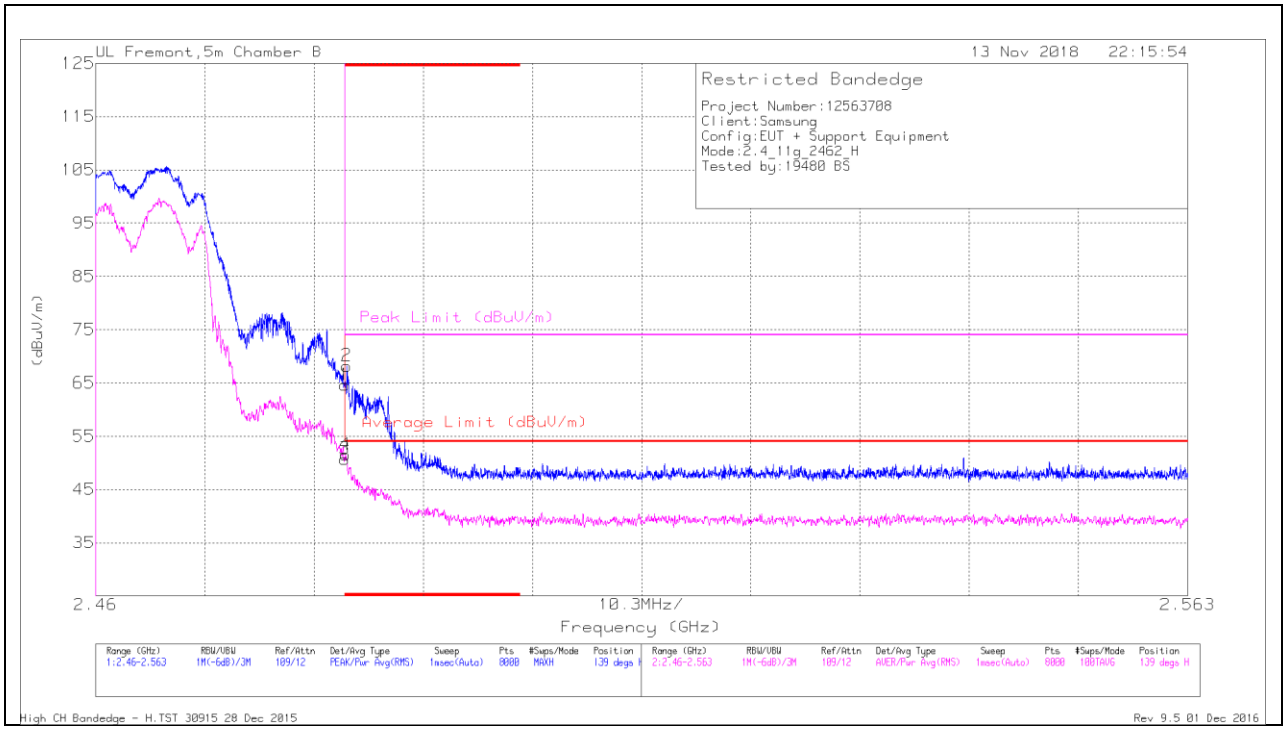

Trace Markers

Marker	Frequency (GHz)	Meter Reading (dBuV)	Det	AF T863 (dB/m)	Amp/Cbl/Fltr/Pad (dB)	DC Corr (dB)	Corrected Reading (dBuV/m)	Average Limit (dBuV/m)	Margin (dB)	Peak Limit (dBuV/m)	PK Margin (dB)	Azimuth (Degs)	Height (cm)	Polarity
1	* 2.484	52.32	Pk	32.6	-20.3	0	64.62	-	-	74	-9.38	139	104	H
2	* 2.484	56.01	Pk	32.6	-20.4	0	68.21	-	-	74	-5.79	139	104	H
3	* 2.484	37.23	RMS	32.6	-20.3	1.21	50.74	54	-3.26	-	-	139	104	H
4	* 2.484	38.02	RMS	32.6	-20.3	1.21	51.53	54	-2.47	-	-	139	104	H

* - indicates frequency in CFR47 Pt 15 / IC RSS-Restricted Band
Pk - Peak detector
RMS - RMS detection

UL VERIFICATION SERVICES INC.
47173 Benicia Street, Fremont, CA 94538; USA TEL:(510) 771-1000 FAX:(510) 661-0888
This report shall not be reproduced except in full, without the written approval of UL Verification Services Inc.

VERTICAL RESULT

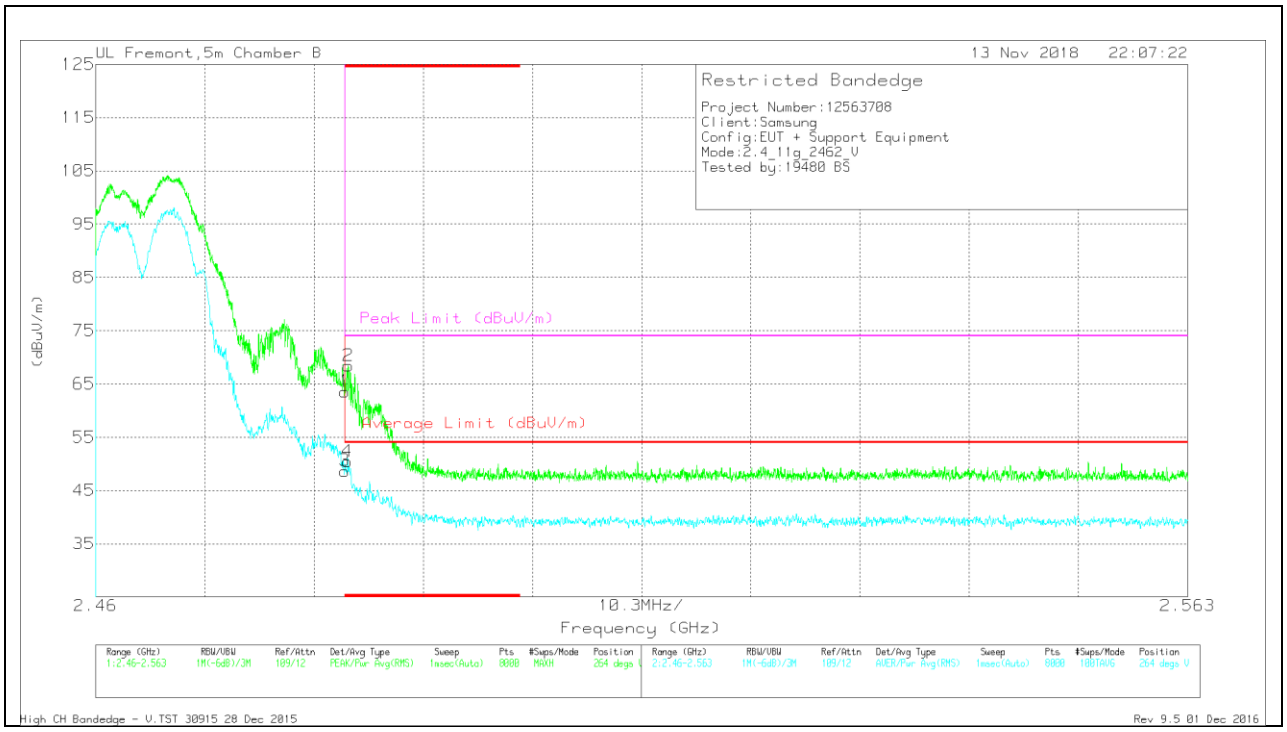

Trace Markers

Marker	Frequency (GHz)	Meter Reading (dBuV)	Det	AF T863 (dB/m)	Amp/Cbl/Fltr/Pad (dB)	DC Corr (dB)	Corrected Reading (dBuV/m)	Average Limit (dBuV/m)	Margin (dB)	Peak Limit (dBuV/m)	PK Margin (dB)	Azimuth (Degs)	Height (cm)	Polarity
1	* 2.484	51.25	Pk	32.6	-20.3	0	63.55	-	-	74	-10.45	264	124	V
2	* 2.484	56.2	Pk	32.6	-20.4	0	68.4	-	-	74	-5.6	264	124	V
3	* 2.484	36.37	RMS	32.6	-20.3	1.21	49.88	54	-4.12	-	-	264	124	V
4	* 2.484	38.23	RMS	32.6	-20.4	1.21	51.64	54	-2.36	-	-	264	124	V

* - indicates frequency in CFR47 Pt 15 / IC RSS-Restricted Band
Pk - Peak detector
RMS - RMS detection

UL VERIFICATION SERVICES INC.
47173 Benicia Street, Fremont, CA 94538; USA TEL:(510) 771-1000 FAX:(510) 661-0888
This report shall not be reproduced except in full, without the written approval of UL Verification Services Inc.

BANDEDGE (HIGH CHANNEL, CH 12)

HORIZONTAL RESULT

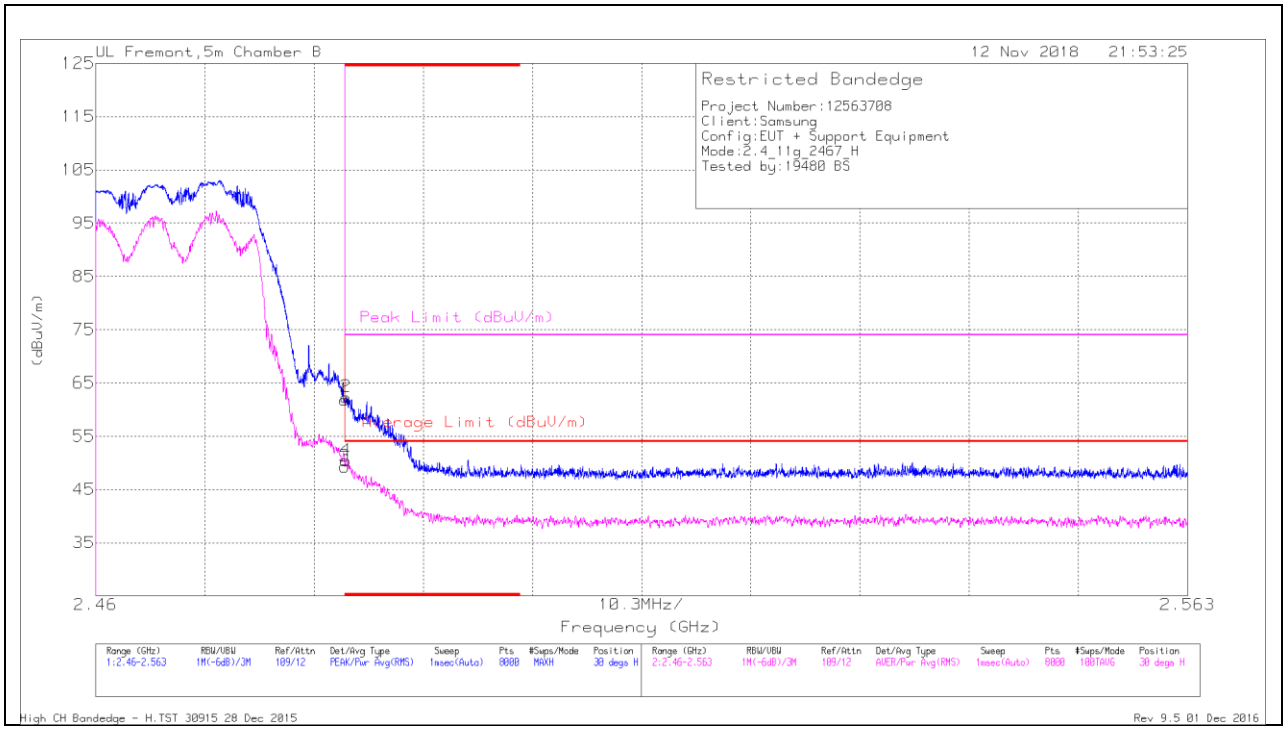

Trace Markers

Marker	Frequency (GHz)	Meter Reading (dBuV)	Det	AF T863 (dB/m)	Amp/Cbl/Fltr/Pad (dB)	DC Corr (dB)	Corrected Reading (dBuV/m)	Average Limit (dBuV/m)	Margin (dB)	Peak Limit (dBuV/m)	PK Margin (dB)	Azimuth (Degs)	Height (cm)	Polarity
1	* 2.484	49.53	Pk	32.6	-20.3	0	61.83	-	-	74	-12.17	30	144	H
2	* 2.484	50.06	Pk	32.6	-20.3	0	62.36	-	-	74	-11.64	30	144	H
3	* 2.484	35.8	RMS	32.6	-20.3	1.21	49.31	54	-4.69	-	-	30	144	H
4	* 2.484	36.94	RMS	32.6	-20.3	1.21	50.45	54	-3.55	-	-	30	144	H

* - indicates frequency in CFR47 Pt 15 / IC RSS-Restricted Band
Pk - Peak detector
RMS - RMS detection

UL VERIFICATION SERVICES INC.
47173 Benicia Street, Fremont, CA 94538; USA TEL:(510) 771-1000 FAX:(510) 661-0888
This report shall not be reproduced except in full, without the written approval of UL Verification Services Inc.

VERTICAL RESULT

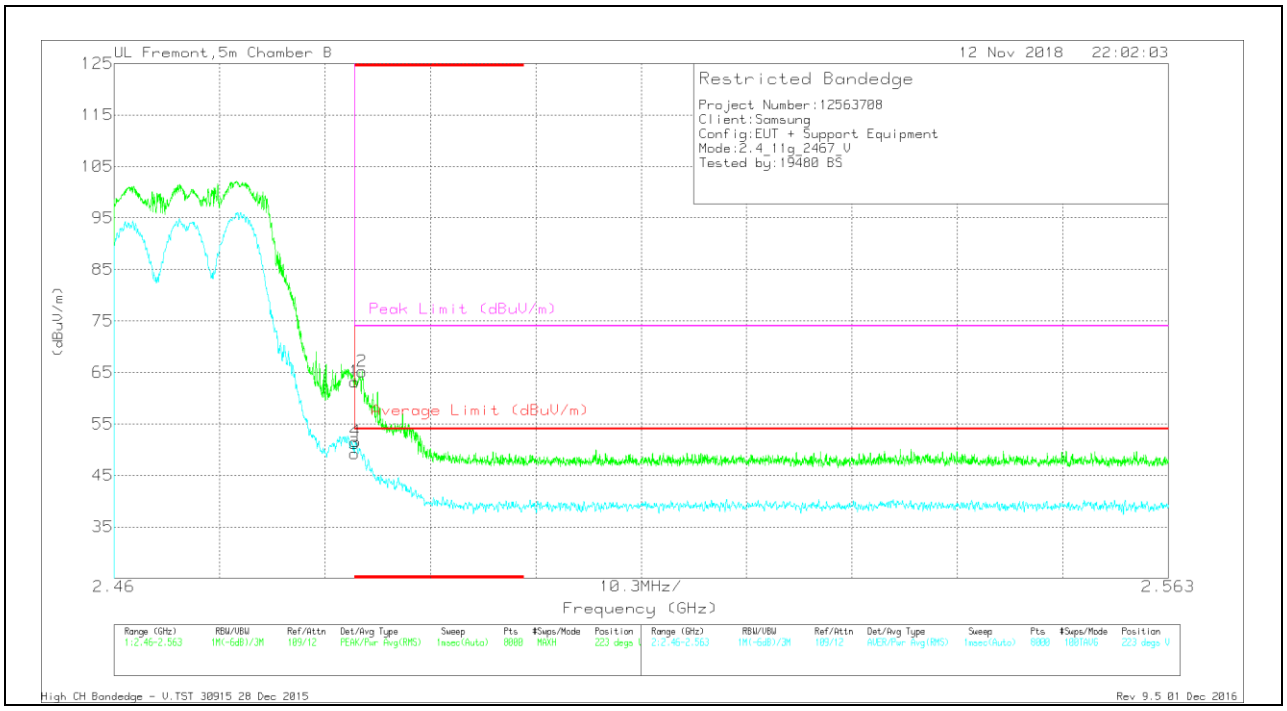

Trace Markers

Marker	Frequency (GHz)	Meter Reading (dBuV)	Det	AF T863 (dB/m)	Amp/Cbl/Fltr/Pad (dB)	DC Corr (dB)	Corrected Reading (dBuV/m)	Average Limit (dBuV/m)	Margin (dB)	Peak Limit (dBuV/m)	PK Margin (dB)	Azimuth (Degs)	Height (cm)	Polarity
1	* 2.484	50.91	Pk	32.6	-20.3	0	63.21	-	-	74	-10.79	223	145	V
2	* 2.484	52.98	Pk	32.6	-20.4	0	65.18	-	-	74	-8.82	223	145	V
3	* 2.484	35.76	RMS	32.6	-20.3	1.21	49.27	54	-4.73	-	-	223	145	V
4	* 2.484	38.09	RMS	32.6	-20.3	1.21	51.6	54	-2.4	-	-	223	145	V

* - indicates frequency in CFR47 Pt 15 / IC RSS-Restricted Band
Pk - Peak detector
RMS - RMS detection

UL VERIFICATION SERVICES INC.
47173 Benicia Street, Fremont, CA 94538; USA TEL:(510) 771-1000 FAX:(510) 661-0888
This report shall not be reproduced except in full, without the written approval of UL Verification Services Inc.

BANDEDGE (HIGH CHANNEL, CH 13)

HORIZONTAL RESULT

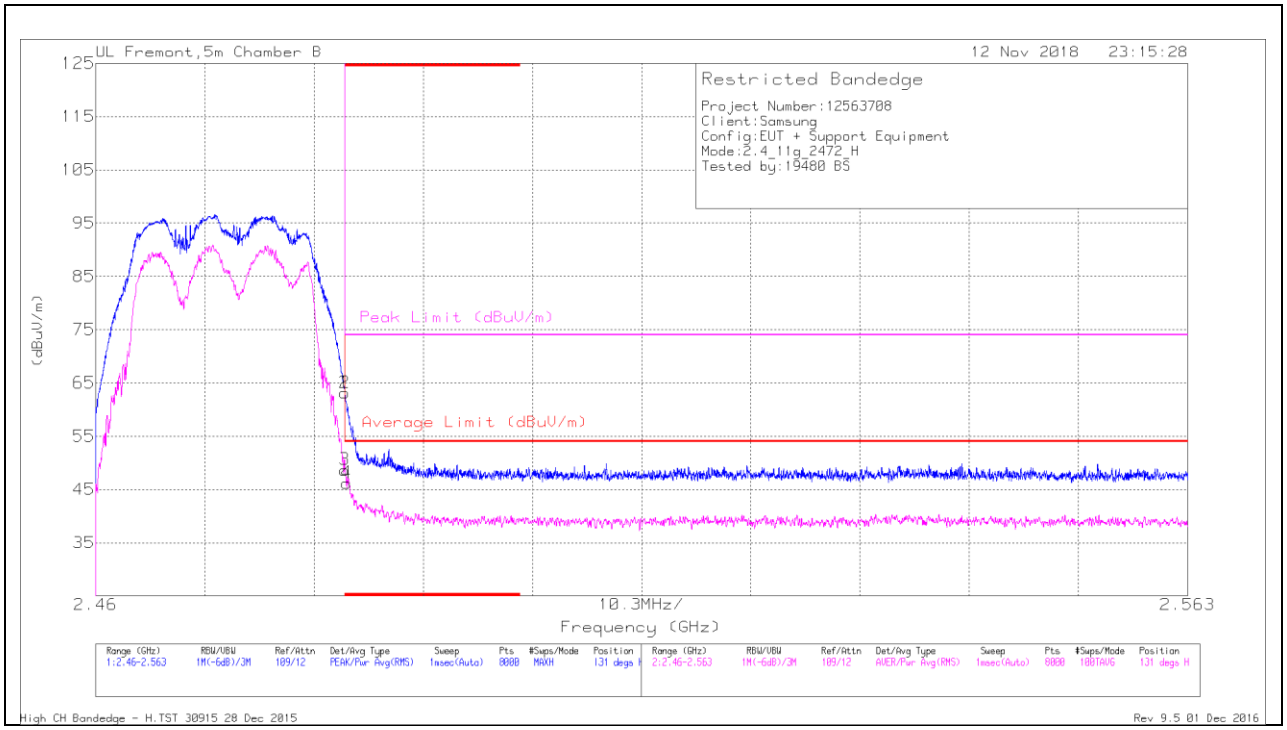

Trace Markers

Marker	Frequency (GHz)	Meter Reading (dBuV)	Det	AF T863 (dB/m)	Amp/Cbl/Fltr/Pad (dB)	DC Corr (dB)	Corrected Reading (dBuV/m)	Average Limit (dBuV/m)	Margin (dB)	Peak Limit (dBuV/m)	PK Margin (dB)	Azimuth (Degs)	Height (cm)	Polarity
1	* 2.484	50.84	Pk	32.6	-20.3	0	63.14	-	-	74	-10.86	131	162	H
2	* 2.484	50.84	Pk	32.6	-20.3	0	63.14	-	-	74	-10.86	131	162	H
3	* 2.484	36.37	RMS	32.6	-20.3	1.21	49.88	54	-4.12	-	-	131	162	H
4	* 2.484	34.01	RMS	32.6	-20.4	1.21	47.42	54	-6.58	-	-	131	162	H

* - indicates frequency in CFR47 Pt 15 / IC RSS-Restricted Band
Pk - Peak detector
RMS - RMS detection

UL VERIFICATION SERVICES INC.
47173 Benicia Street, Fremont, CA 94538; USA TEL:(510) 771-1000 FAX:(510) 661-0888
This report shall not be reproduced except in full, without the written approval of UL Verification Services Inc.

VERTICAL RESULT

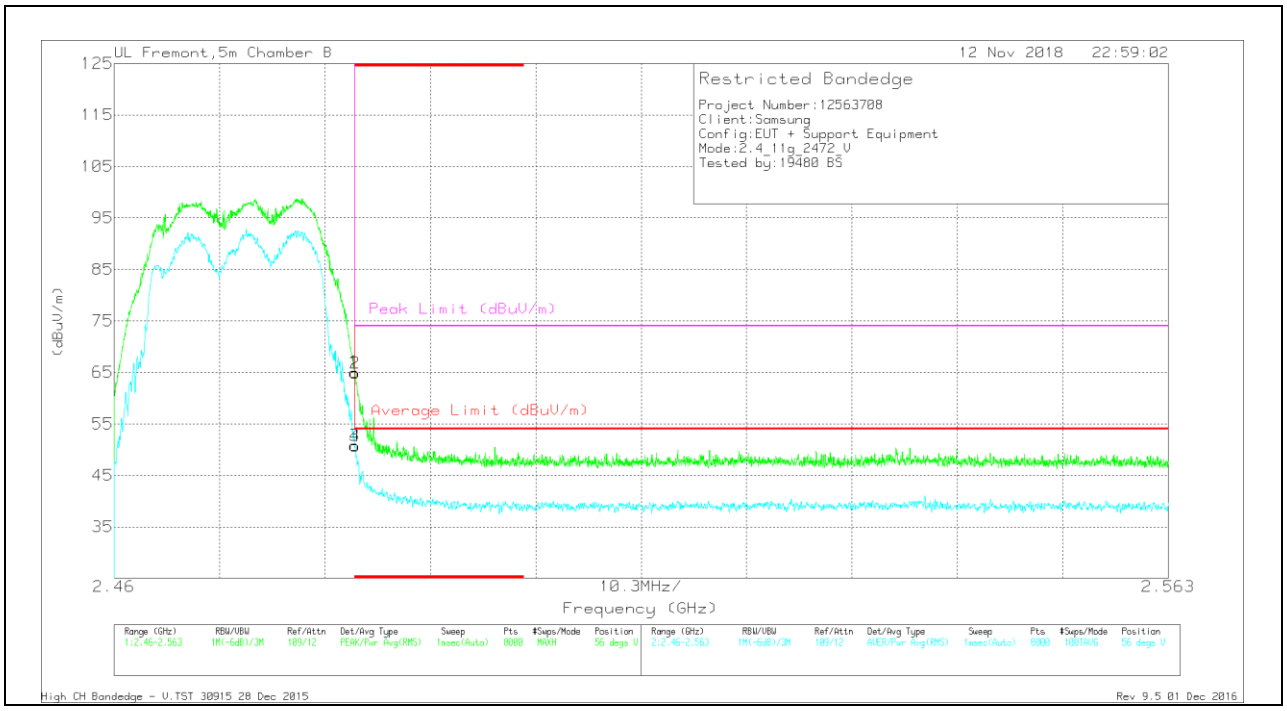

Trace Markers

Marker	Frequency (GHz)	Meter Reading (dBuV)	Det	AF T863 (dB/m)	Amp/Cbl/Fltr/Pad (dB)	DC Corr (dB)	Corrected Reading (dBuV/m)	Average Limit (dBuV/m)	Margin (dB)	Peak Limit (dBuV/m)	PK Margin (dB)	Azimuth (Degs)	Height (cm)	Polarity
1	* 2.484	52.74	Pk	32.6	-20.3	0	65.04	-	-	74	-8.96	56	110	V
2	* 2.484	52.56	Pk	32.6	-20.3	0	64.86	-	-	74	-9.14	56	110	V
3	* 2.484	37.3	RMS	32.6	-20.3	1.21	50.81	54	-3.19	-	-	56	110	V
4	* 2.484	37.16	RMS	32.6	-20.3	1.21	50.67	54	-3.33	-	-	56	110	V

* - indicates frequency in CFR47 Pt 15 / IC RSS-Restricted Band
Pk - Peak detector
RMS - RMS detection

UL VERIFICATION SERVICES INC.
47173 Benicia Street, Fremont, CA 94538; USA TEL:(510) 771-1000 FAX:(510) 661-0888
This report shall not be reproduced except in full, without the written approval of UL Verification Services Inc.

HARMONICS AND SPURIOUS EMISSIONS

LOW CHANNEL, CH 1 RESULTS

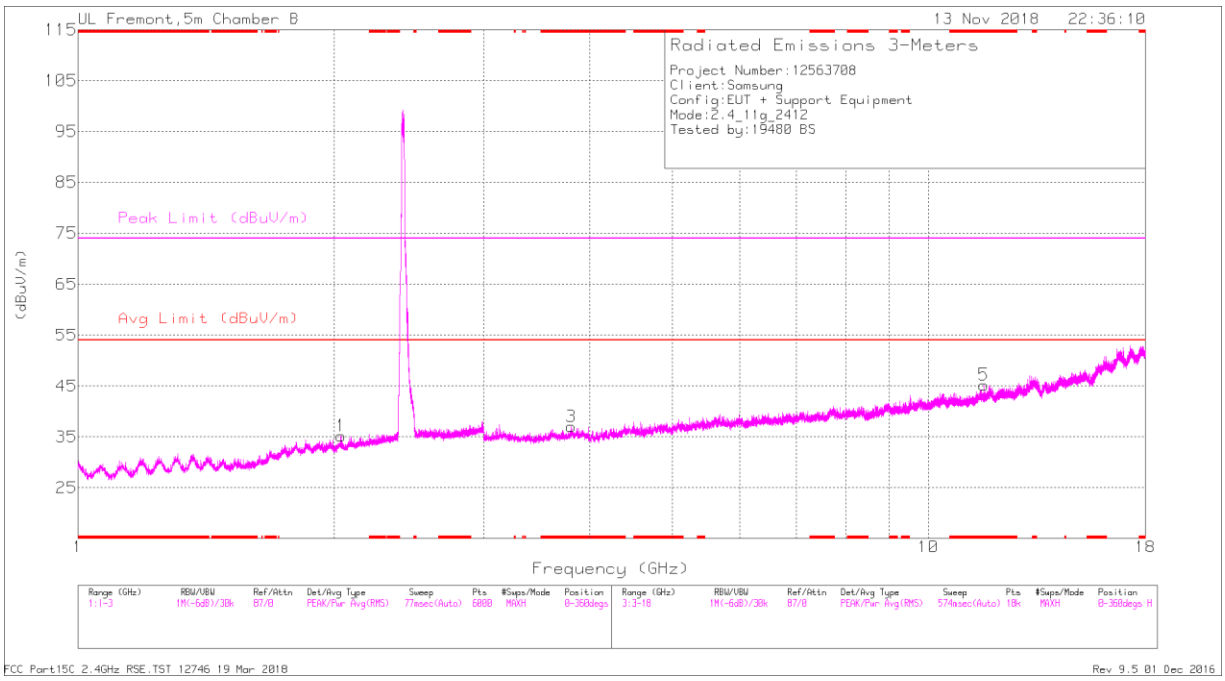

HORIZONTAL

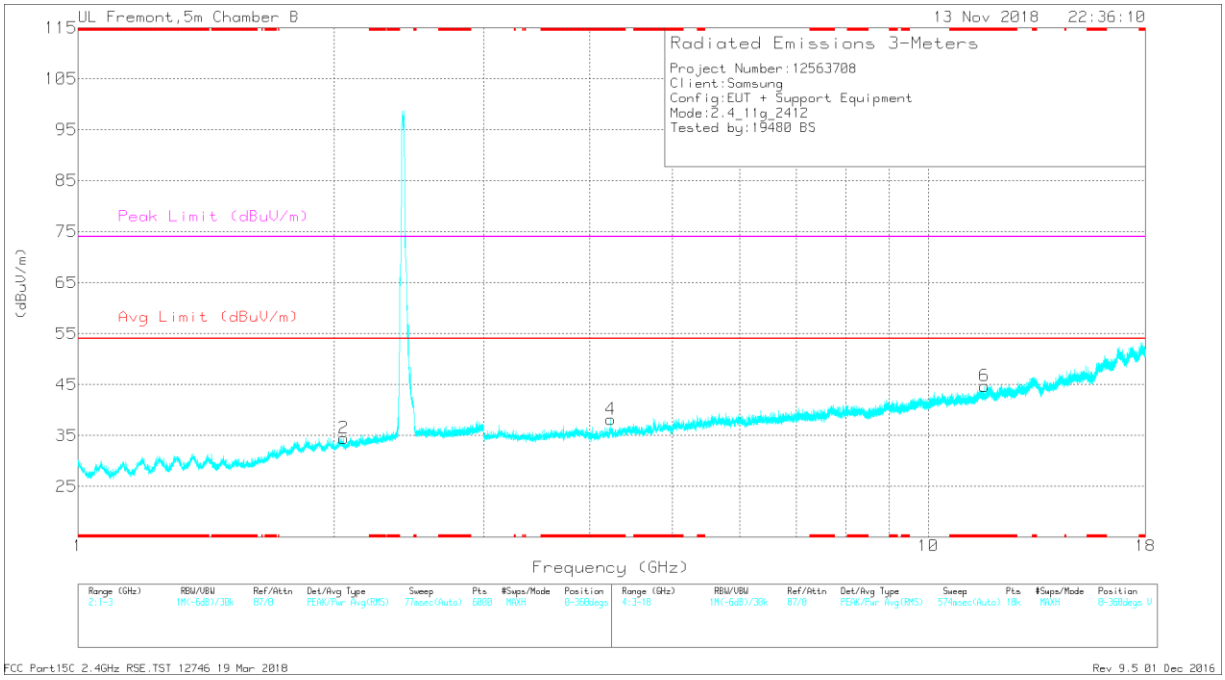

VERTICAL

UL VERIFICATION SERVICES INC.
47173 Benicia Street, Fremont, CA 94538; USA TEL:(510) 771-1000 FAX:(510) 661-0888
This report shall not be reproduced except in full, without the written approval of UL Verification Services Inc.

RADIATED EMISSIONS

Marker	Frequency (GHz)	Meter Reading (dBuV)	Det	AF T863 (dB/m)	Amp/Cbl/Fltr/Pad (dB)	DC Corr (dB)	Corrected Reading (dBuV/m)	Avg Limit (dBuV/m)	Margin (dB)	Peak Limit (dBuV/m)	PK Margin (dB)	Azimuth (Degs)	Height (cm)	Polarity
3	* 3.805	40.16	PK2	33.4	-30.2	0	43.36	-	-	74	-30.64	302	327	H
	* 3.806	28.42	MAv1	33.4	-30.2	1.21	32.83	54	-21.17	-	-	302	327	H
5	* 11.626	32.78	PK2	38.7	-22.2	0	49.28	-	-	74	-24.72	235	239	H
	* 11.627	21.53	MAv1	38.7	-22.2	1.21	39.24	54	-14.76	-	-	235	239	H
4	* 4.231	38.73	PK2	33.6	-29.3	0	43.03	-	-	74	-30.97	142	109	V
	* 4.229	27.51	MAv1	33.6	-29.3	1.21	33.02	54	-20.98	-	-	142	109	V
6	* 11.651	32.71	PK2	38.8	-22.1	0	49.41	-	-	74	-24.59	55	180	V
	* 11.65	21.34	MAv1	38.8	-22.1	1.21	39.25	54	-14.75	-	-	55	180	V
1	2.039	29.47	PK2	31	-20.5	0	39.97	-	-	-	-	117	294	H
2	2.052	29.74	PK2	31	-20.6	0	40.14	-	-	-	-	171	123	V

* - indicates frequency in CFR47 Pt 15 / IC RSS-Restricted Band
PK2 - KDB558074 Method: Maximum Peak
MAv1 - KDB558074 Option 1 Maximum RMS Average

UL VERIFICATION SERVICES INC.
47173 Benicia Street, Fremont, CA 94538; USA TEL:(510) 771-1000 FAX:(510) 661-0888
This report shall not be reproduced except in full, without the written approval of UL Verification Services Inc.