VERTICAL RESULT

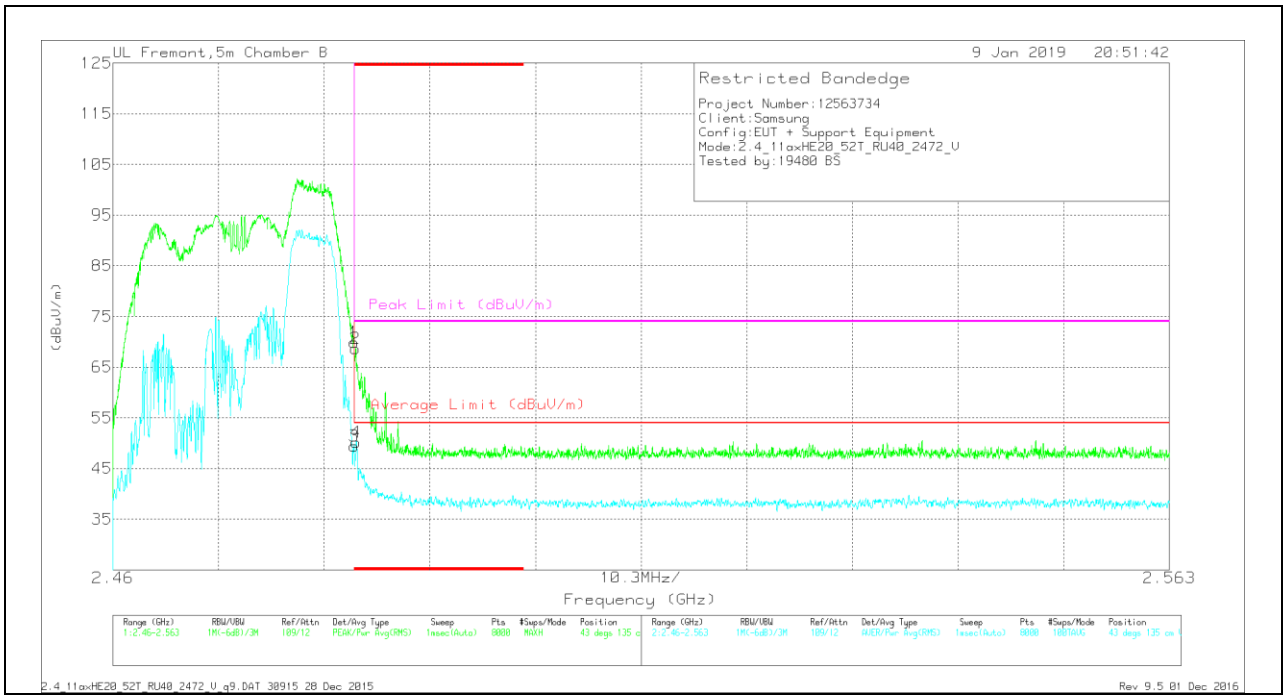

Trace Markers

Marker	Frequency (GHz)	Meter Reading (dBuV)	Det	AF T863 (dB/m)	Amp/Cbl/Fltr/Pad (dB)	DC Corr (dB)	Corrected Reading (dBuV/m)	Average Limit (dBuV/m)	Margin (dB)	Peak Limit (dBuV/m)	PK Margin (dB)	Azimuth (Degs)	Height (cm)	Polarity
1	* 2.484	57.66	Pk	32.6	-20.3	0	69.96	-	-	74	-4.04	43	135	V
2	* 2.484	56.49	Pk	32.6	-20.4	0	68.69	-	-	74	-5.31	43	135	V
3	* 2.484	37.16	RMS	32.6	-20.3	.16	49.62	54	-4.38	-	-	43	135	V
4	* 2.484	37.96	RMS	32.6	-20.4	.16	50.32	54	-3.68	-	-	43	135	V

* - indicates frequency in CFR47 Pt 15 / IC RSS-Restricted Band
Pk - Peak detector
RMS - RMS detection

UL VERIFICATION SERVICES INC.
47173 Benicia Street, Fremont, CA 94538; USA TEL:(510) 771-1000 FAX:(510) 661-0888
This report shall not be reproduced except in full, without the written approval of UL Verification Services Inc.

2TX Antenna 1 + Antenna 2 OFDMA MODE: 26-Tones, RU index 0

BANDEDGE (LOW CHANNEL, CH 1)

HORIZONTAL RESULT

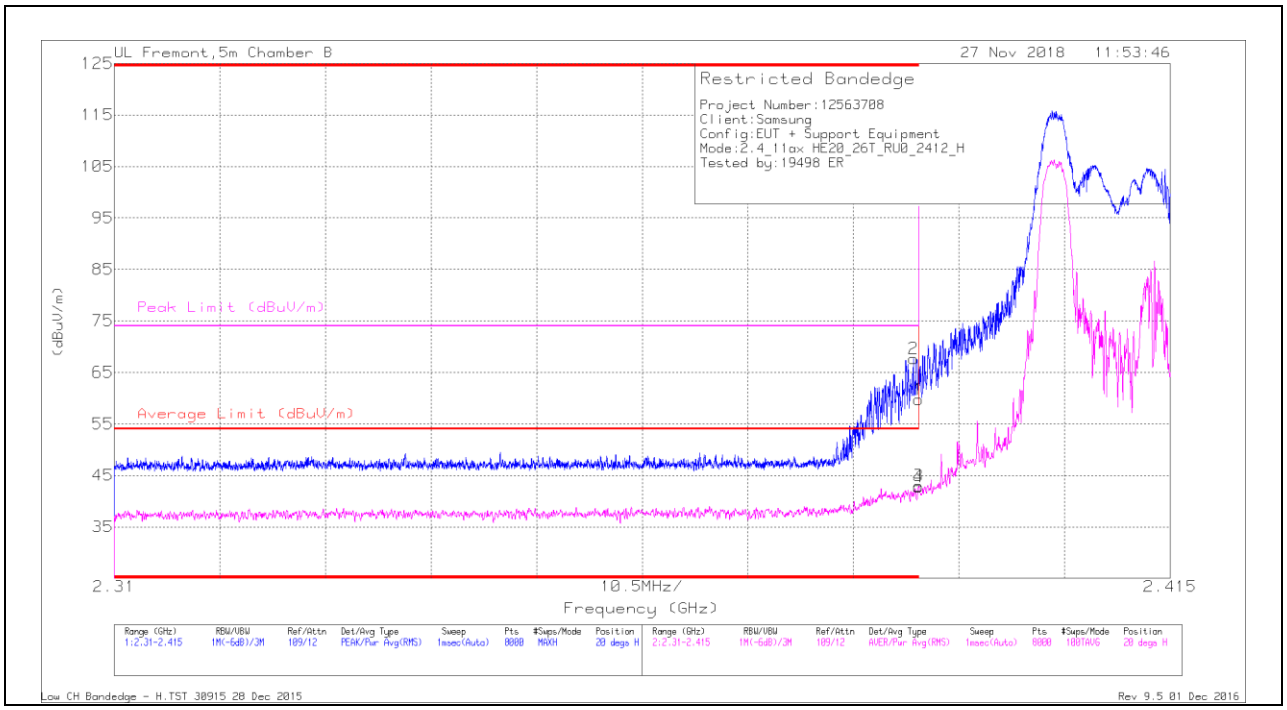

Trace Markers

Marker	Frequency (GHz)	Meter Reading (dBuV)	Det	AF T863 (dB/m)	Amp/Cbl/Fltr/Pad (dB)	DC Corr (dB)	Corrected Reading (dBuV/m)	Average Limit (dBuV/m)	Margin (dB)	Peak Limit (dBuV/m)	PK Margin (dB)	Azimuth (Degs)	Height (cm)	Polarity
2	* 2.389	56.05	Pk	32.3	-20.7	0	67.65	-	-	74	-6.35	20	151	H
1	* 2.39	48.1	Pk	32.3	-20.7	0	59.7	-	-	74	-14.3	20	151	H
3	* 2.39	30.88	RMS	32.3	-20.7	.11	42.59	54	-11.41	-	-	20	151	H
4	* 2.39	30.72	RMS	32.3	-20.7	.11	42.43	54	-11.57	-	-	20	151	H

* - indicates frequency in CFR47 Pt 15 / IC RSS-Restricted Band
Pk - Peak detector
RMS - RMS detection

UL VERIFICATION SERVICES INC.
47173 Benicia Street, Fremont, CA 94538; USA TEL:(510) 771-1000 FAX:(510) 661-0888
This report shall not be reproduced except in full, without the written approval of UL Verification Services Inc.

VERTICAL RESULT

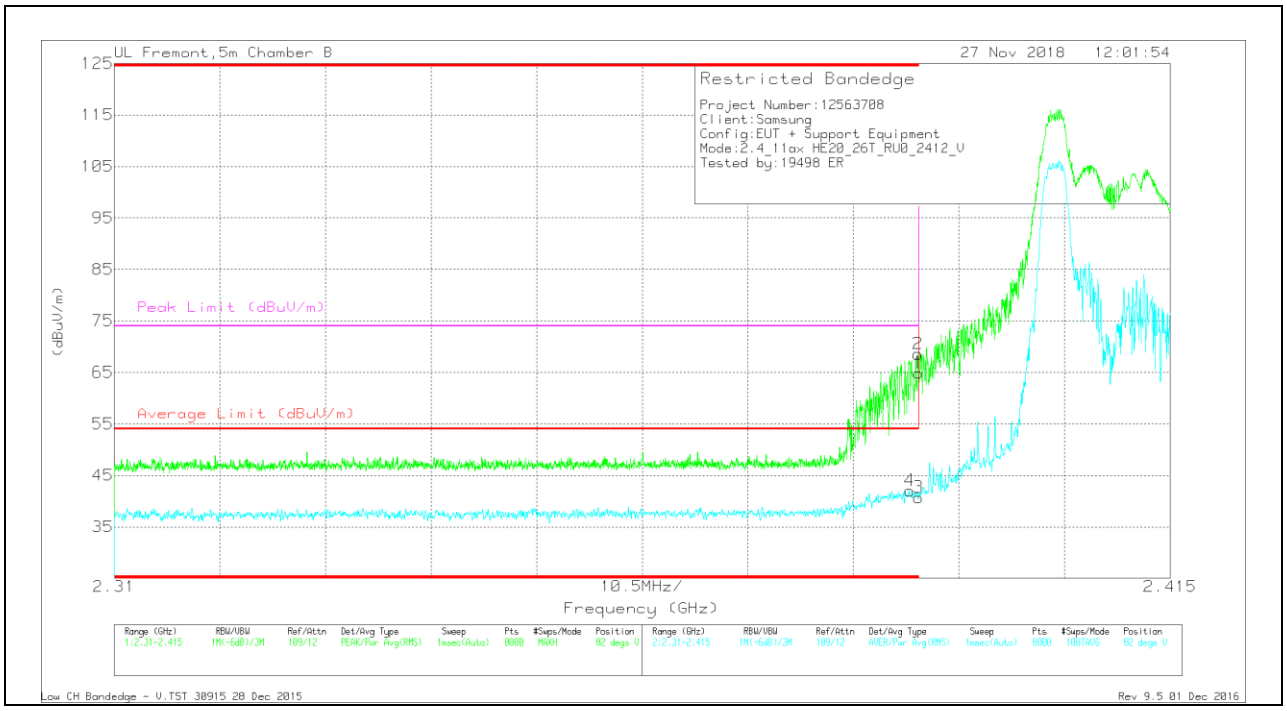

Trace Markers

Marker	Frequency (GHz)	Meter Reading (dBuV)	Det	AF T863 (dB/m)	Amp/Cbl/Fltr/Pad (dB)	DC Corr (dB)	Corrected Reading (dBuV/m)	Average Limit (dBuV/m)	Margin (dB)	Peak Limit (dBuV/m)	PK Margin (dB)	Azimuth (Degs)	Height (cm)	Polarity
4	* 2.389	30.09	RMS	32.3	-20.8	.11	41.7	54	-12.3	-	-	82	119	V
1	* 2.39	53.31	Pk	32.3	-20.7	0	64.91	-	-	74	-9.09	82	119	V
2	* 2.39	57	Pk	32.3	-20.7	0	68.6	-	-	74	-5.4	82	119	V
3	* 2.39	28.66	RMS	32.3	-20.7	.11	40.37	54	-13.63	-	-	82	119	V

* - indicates frequency in CFR47 Pt 15 / IC RSS-Restricted Band
Pk - Peak detector
RMS - RMS detection

UL VERIFICATION SERVICES INC.
47173 Benicia Street, Fremont, CA 94538; USA TEL:(510) 771-1000 FAX:(510) 661-0888
This report shall not be reproduced except in full, without the written approval of UL Verification Services Inc.

2TX Antenna 1 + Antenna 2 OFDMA MODE: 26-Tones, RU index 8

BANDEDGE (HIGH CHANNEL, CH 11)

HORIZONTAL RESULT

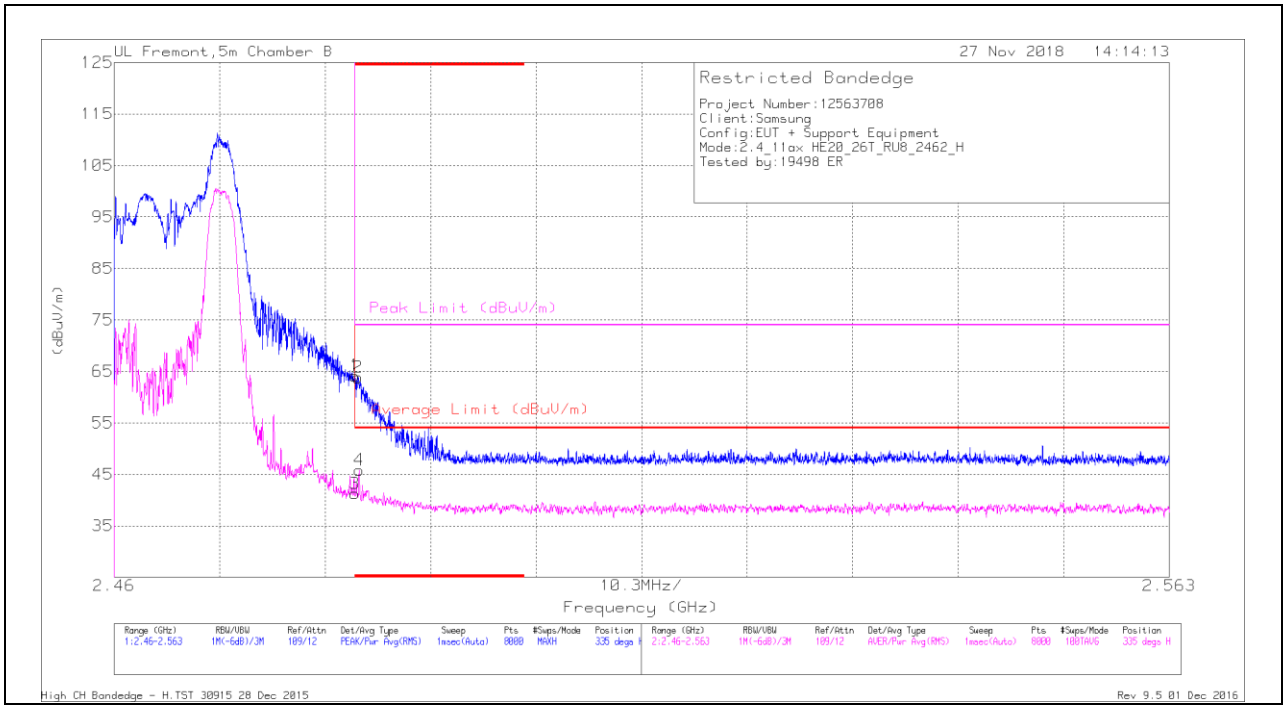

Trace Markers

Marker	Frequency (GHz)	Meter Reading (dBuV)	Det	AF T863 (dB/m)	Amp/Cbl/Fltr/Pad (dB)	DC Corr (dB)	Corrected Reading (dBuV/m)	Average Limit (dBuV/m)	Margin (dB)	Peak Limit (dBuV/m)	PK Margin (dB)	Azimuth (Degs)	Height (cm)	Polarity
1	* 2.484	51.87	Pk	32.6	-20.3	0	64.17	-	-	74	-9.83	335	188	H
2	* 2.484	51.65	Pk	32.6	-20.4	0	63.85	-	-	74	-10.15	335	188	H
3	* 2.484	28.5	RMS	32.6	-20.3	.11	40.91	54	-13.09	-	-	335	188	H
4	* 2.484	33.16	RMS	32.6	-20.4	.11	45.47	54	-8.53	-	-	335	188	H

* - indicates frequency in CFR47 Pt 15 / IC RSS-Restricted Band
Pk - Peak detector
RMS - RMS detection

UL VERIFICATION SERVICES INC.
47173 Benicia Street, Fremont, CA 94538; USA TEL:(510) 771-1000 FAX:(510) 661-0888
This report shall not be reproduced except in full, without the written approval of UL Verification Services Inc.

VERTICAL RESULT

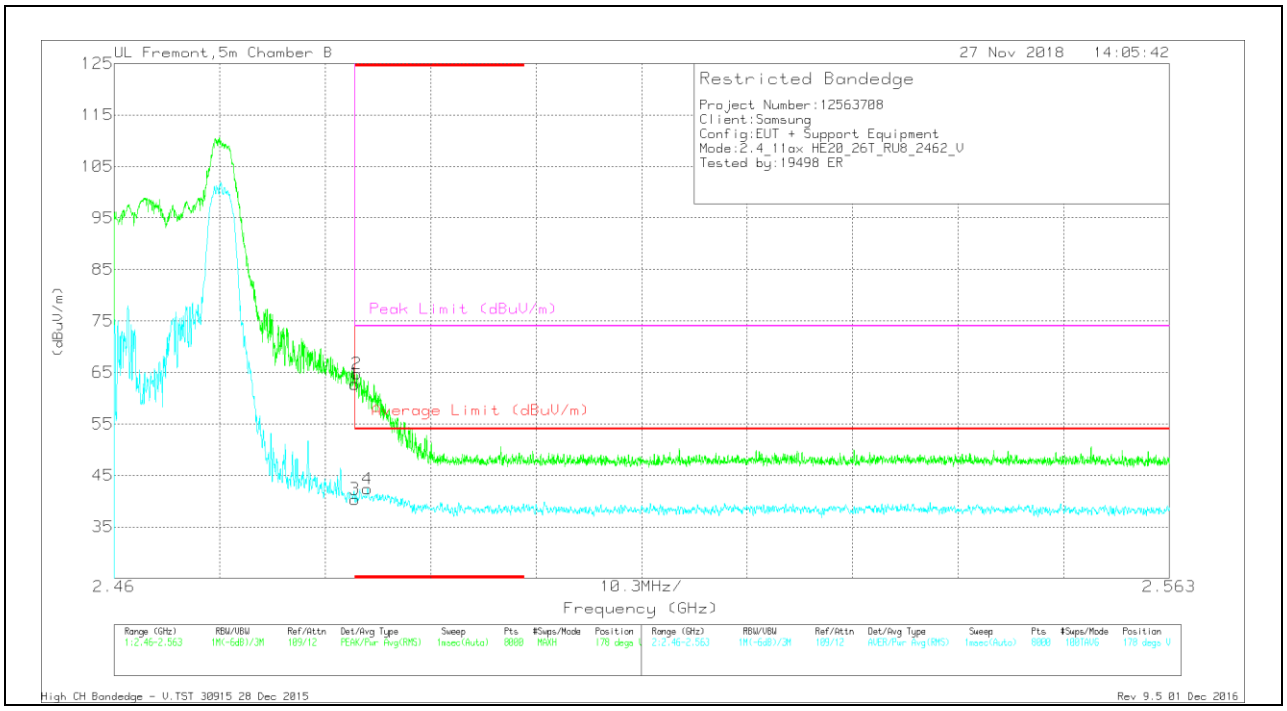

Trace Markers

Marker	Frequency (GHz)	Meter Reading (dBuV)	Det	AF T863 (dB/m)	Amp/Cbl/Fltr/Pad (dB)	DC Corr (dB)	Corrected Reading (dBuV/m)	Average Limit (dBuV/m)	Margin (dB)	Peak Limit (dBuV/m)	PK Margin (dB)	Azimuth (Degs)	Height (cm)	Polarity
1	* 2.484	50.44	Pk	32.6	-20.3	0	62.74	-	-	74	-11.26	178	316	V
2	* 2.484	52.52	Pk	32.6	-20.4	0	64.72	-	-	74	-9.28	178	316	V
3	* 2.484	27.6	RMS	32.6	-20.3	.11	40.01	54	-13.99	-	-	178	316	V
4	* 2.485	29.61	RMS	32.6	-20.3	.11	42.02	54	-11.98	-	-	178	316	V

* - indicates frequency in CFR47 Pt 15 / IC RSS-Restricted Band
Pk - Peak detector
RMS - RMS detection

UL VERIFICATION SERVICES INC.
47173 Benicia Street, Fremont, CA 94538; USA TEL:(510) 771-1000 FAX:(510) 661-0888
This report shall not be reproduced except in full, without the written approval of UL Verification Services Inc.

BANDEDGE (HIGH CHANNEL, CH 12)

HORIZONTAL RESULT

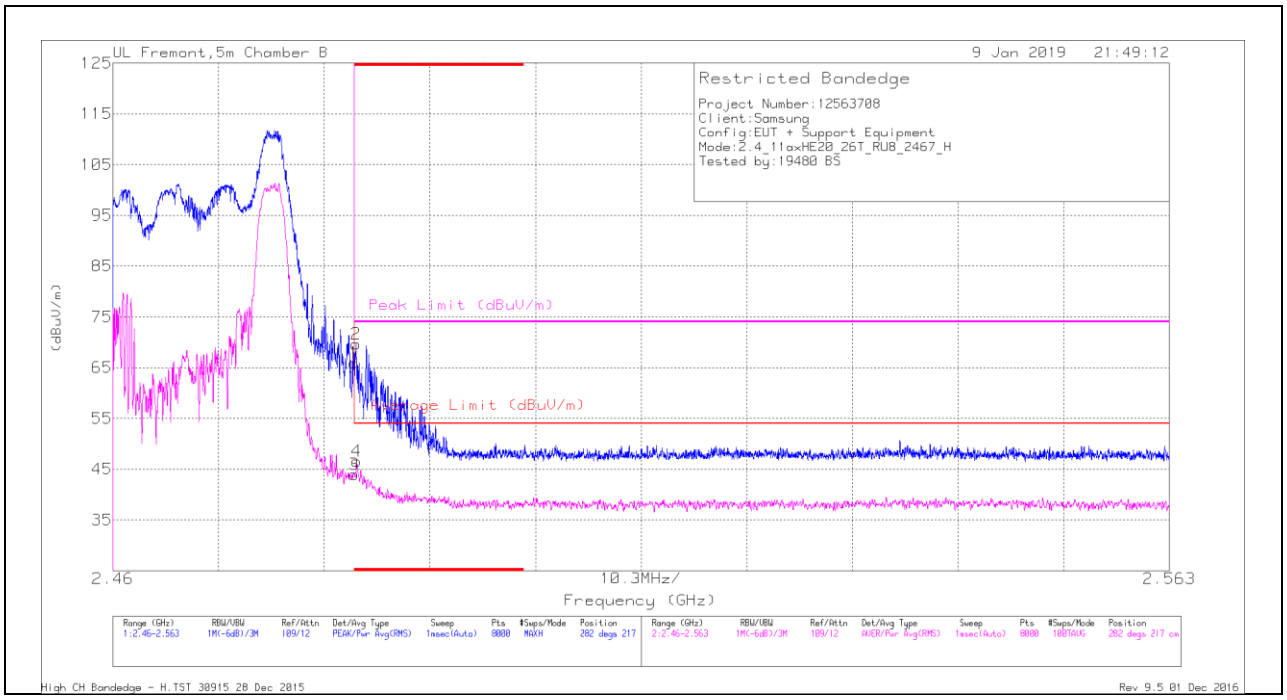

Trace Markers

Marker	Frequency (GHz)	Meter Reading (dBuV)	Det	AF T863 (dB/m)	Amp/Cbl/Fltr/Pad (dB)	DC Corr (dB)	Corrected Reading (dBuV/m)	Average Limit (dBuV/m)	Margin (dB)	Peak Limit (dBuV/m)	PK Margin (dB)	Azimuth (Degs)	Height (cm)	Polarity
1	* 2.484	53.67	Pk	32.6	-20.3	0	65.97	-	-	74	-8.03	282	217	H
2	* 2.484	57.43	Pk	32.6	-20.4	0	69.63	-	-	74	-4.37	282	217	H
3	* 2.484	31.7	RMS	32.6	-20.3	.11	44.11	54	-9.89	-	-	282	217	H
4	* 2.484	34.41	RMS	32.6	-20.4	.11	46.72	54	-7.28	-	-	282	217	H

* - indicates frequency in CFR47 Pt 15 / IC RSS-Restricted Band
Pk - Peak detector
RMS - RMS detection

UL VERIFICATION SERVICES INC.
47173 Benicia Street, Fremont, CA 94538; USA TEL:(510) 771-1000 FAX:(510) 661-0888
This report shall not be reproduced except in full, without the written approval of UL Verification Services Inc.

VERTICAL RESULT

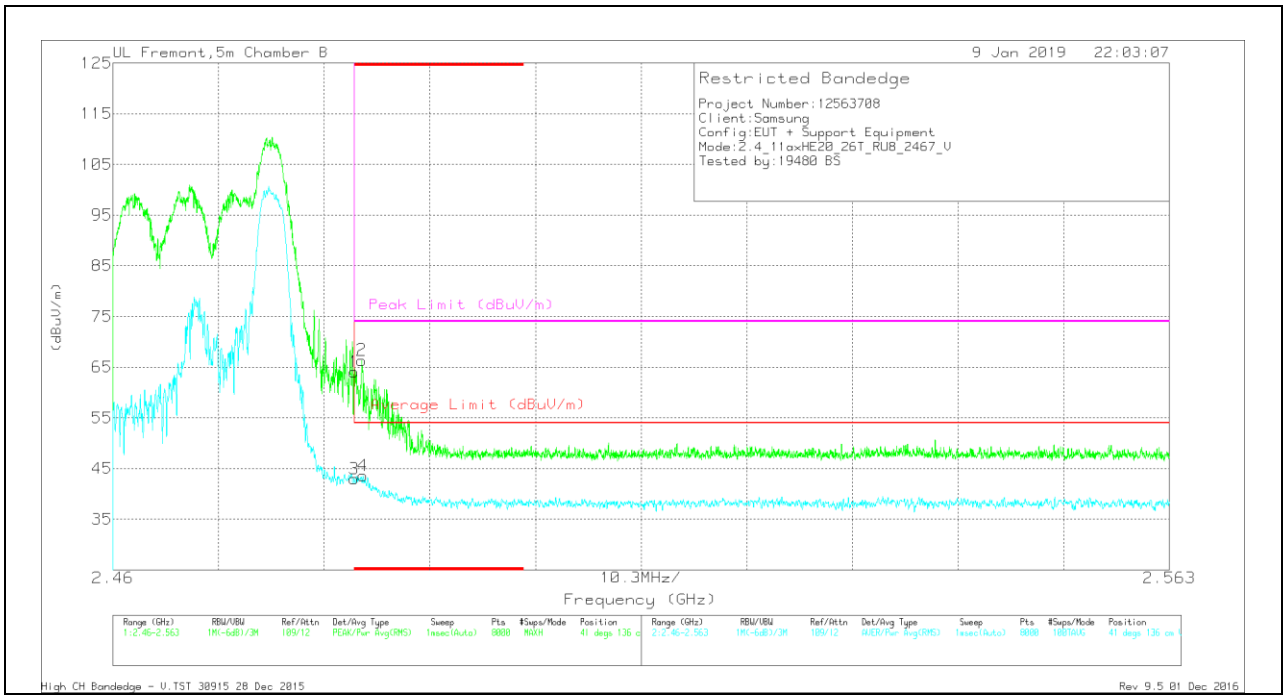

Trace Markers

Marker	Frequency (GHz)	Meter Reading (dBuV)	Det	AF T863 (dB/m)	Amp/Cbl/Fltr/Pad (dB)	DC Corr (dB)	Corrected Reading (dBuV/m)	Average Limit (dBuV/m)	Margin (dB)	Peak Limit (dBuV/m)	PK Margin (dB)	Azimuth (Degs)	Height (cm)	Polarity
1	* 2.484	51.72	Pk	32.6	-20.3	0	64.02	-	-	74	-9.98	41	136	V
2	* 2.484	54.17	Pk	32.6	-20.4	0	66.37	-	-	74	-7.63	41	136	V
3	* 2.484	30.6	RMS	32.6	-20.3	.11	43.01	54	-10.99	-	-	41	136	V
4	* 2.484	31.28	RMS	32.6	-20.4	.11	43.59	54	-10.41	-	-	41	136	V

* - indicates frequency in CFR47 Pt 15 / IC RSS-Restricted Band
Pk - Peak detector
RMS - RMS detection

UL VERIFICATION SERVICES INC.
47173 Benicia Street, Fremont, CA 94538; USA TEL:(510) 771-1000 FAX:(510) 661-0888
This report shall not be reproduced except in full, without the written approval of UL Verification Services Inc.

BANDEDGE (HIGH CHANNEL, CH 13)

HORIZONTAL RESULT

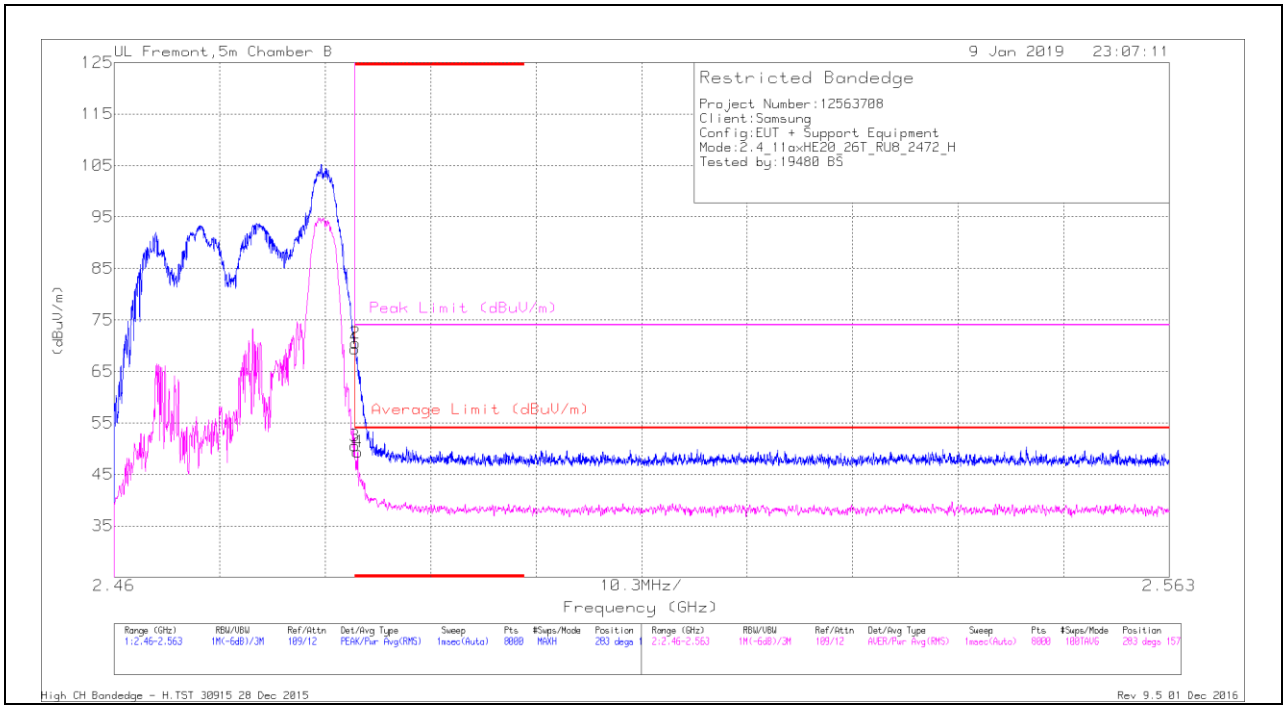

Trace Markers

Marker	Frequency (GHz)	Meter Reading (dBuV)	Det	AF T863 (dB/m)	Amp/Cbl/Fltr/Pad (dB)	DC Corr (dB)	Corrected Reading (dBuV/m)	Average Limit (dBuV/m)	Margin (dB)	Peak Limit (dBuV/m)	PK Margin (dB)	Azimuth (Degs)	Height (cm)	Polarity
1	* 2.484	57.12	Pk	32.6	-20.3	0	69.42	-	-	74	-4.58	283	157	H
2	* 2.484	58.18	Pk	32.6	-20.3	0	70.48	-	-	74	-3.52	283	157	H
3	* 2.484	38.17	RMS	32.6	-20.3	.11	50.58	54	-3.42	-	-	283	157	H
4	* 2.484	37.09	RMS	32.6	-20.4	.11	49.4	54	-4.6	-	-	283	157	H

* - indicates frequency in CFR47 Pt 15 / IC RSS-Restricted Band
Pk - Peak detector
RMS - RMS detection

UL VERIFICATION SERVICES INC.
47173 Benicia Street, Fremont, CA 94538; USA TEL:(510) 771-1000 FAX:(510) 661-0888
This report shall not be reproduced except in full, without the written approval of UL Verification Services Inc.

VERTICAL RESULT

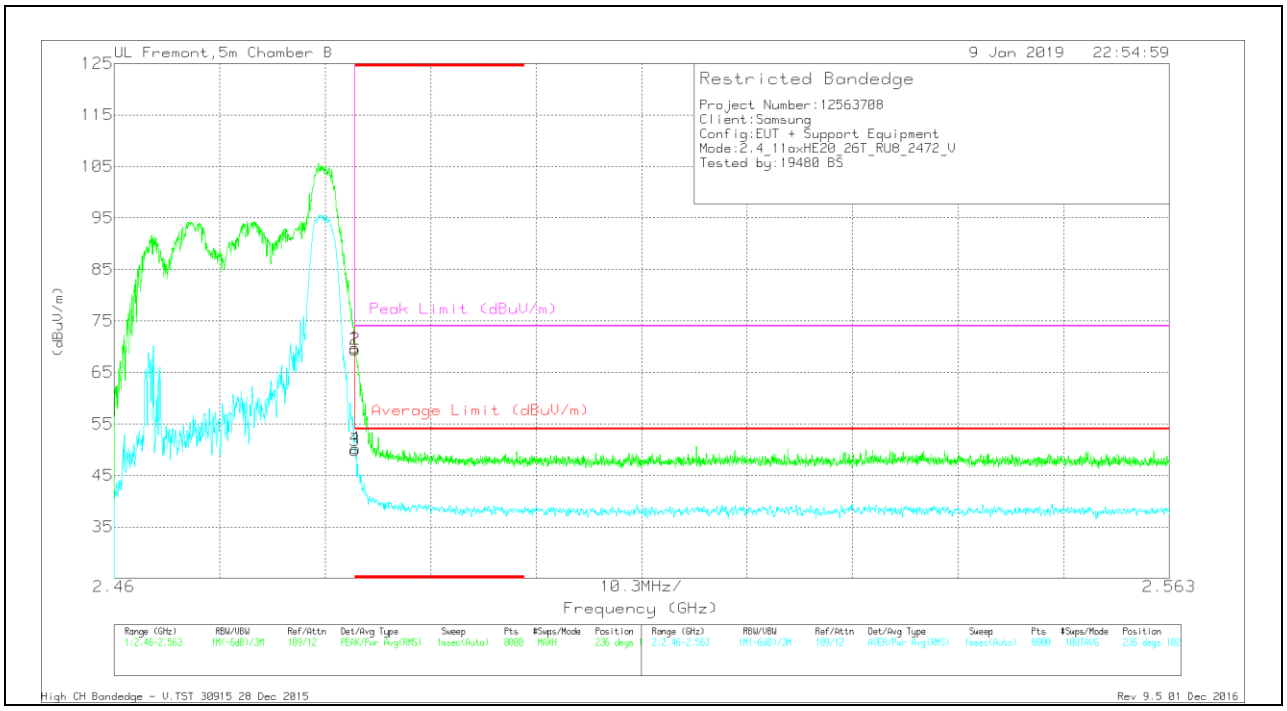

Trace Markers

Marker	Frequency (GHz)	Meter Reading (dBuV)	Det	AF T863 (dB/m)	Amp/Cbl/Fltr/Pad (dB)	DC Corr (dB)	Corrected Reading (dBuV/m)	Average Limit (dBuV/m)	Margin (dB)	Peak Limit (dBuV/m)	PK Margin (dB)	Azimuth (Degs)	Height (cm)	Polarity
1	* 2.484	57.47	Pk	32.6	-20.3	0	69.77	-	-	74	-4.23	236	102	V
2	* 2.484	57.15	Pk	32.6	-20.3	0	69.45	-	-	74	-4.55	236	102	V
3	* 2.484	37.46	RMS	32.6	-20.3	.11	49.87	54	-4.13	-	-	236	102	V
4	* 2.484	37.85	RMS	32.6	-20.3	.11	50.26	54	-3.74	-	-	236	102	V

* - indicates frequency in CFR47 Pt 15 / IC RSS-Restricted Band
Pk - Peak detector
RMS - RMS detection

UL VERIFICATION SERVICES INC.
47173 Benicia Street, Fremont, CA 94538; USA TEL:(510) 771-1000 FAX:(510) 661-0888
This report shall not be reproduced except in full, without the written approval of UL Verification Services Inc.

HARMONICS AND SPURIOUS EMISSIONS

2TX Antenna 1 + Antenna 2 OFDMA MODE: 26-Tones, RU index 0

LOW CHANNEL, CH 1 RESULTS

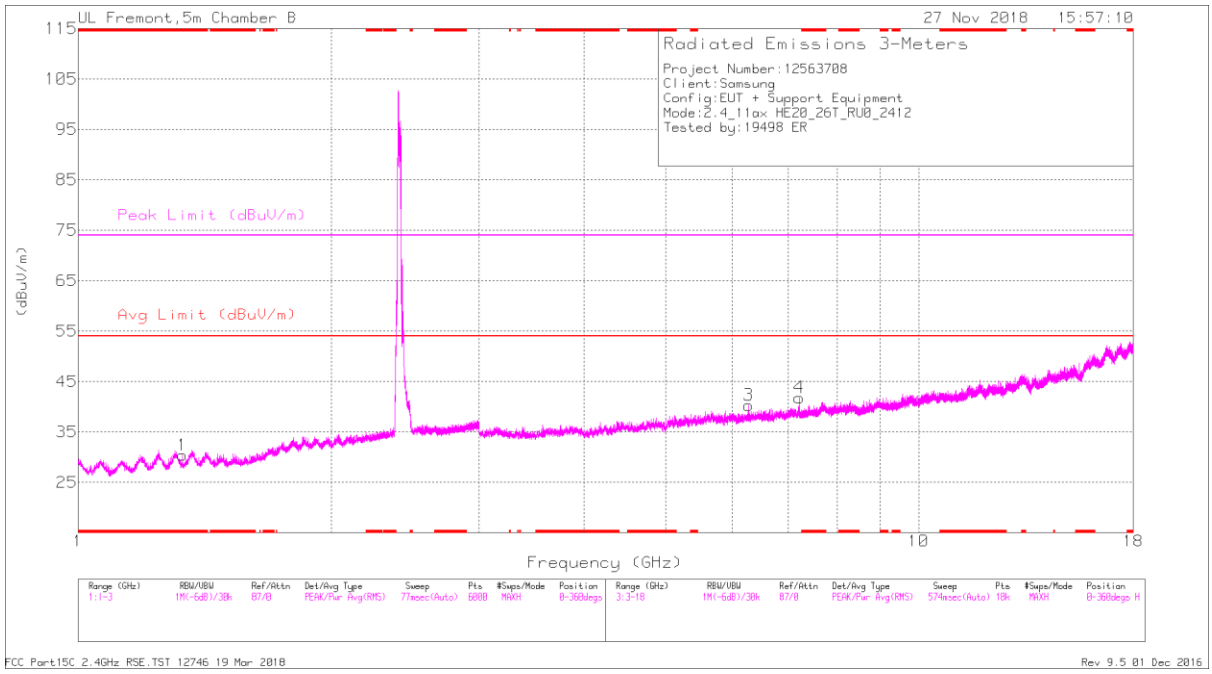

HORIZONTAL

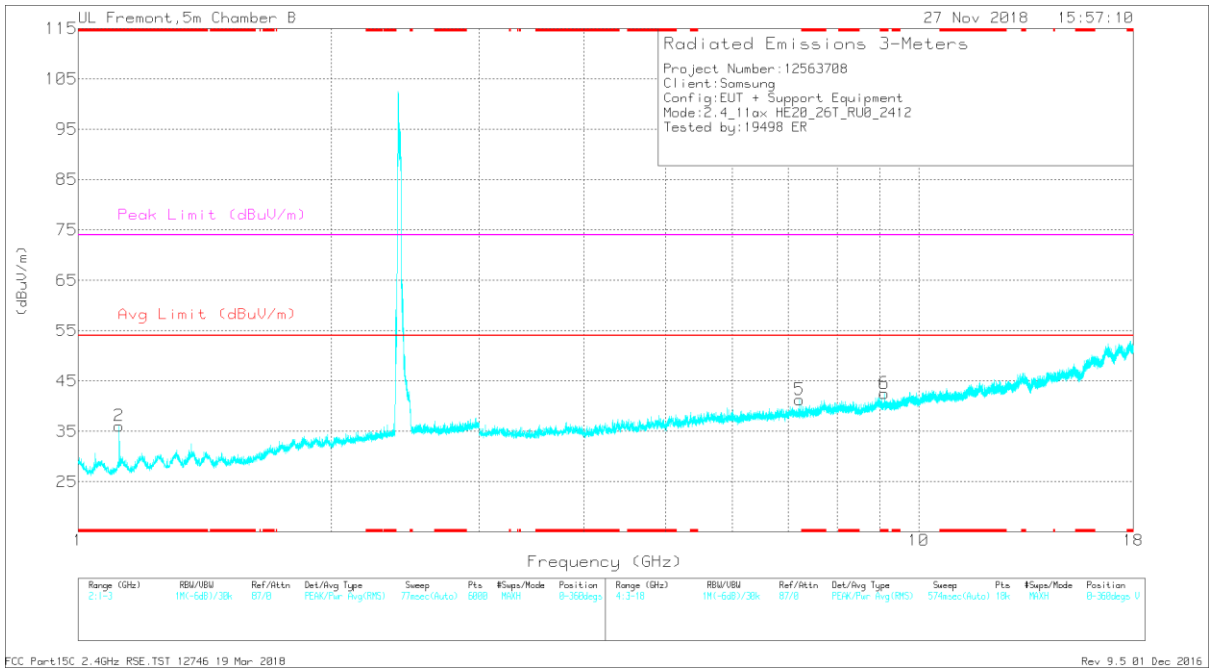

VERTICAL

UL VERIFICATION SERVICES INC.
47173 Benicia Street, Fremont, CA 94538; USA TEL:(510) 771-1000 FAX:(510) 661-0888
This report shall not be reproduced except in full, without the written approval of UL Verification Services Inc.

RADIATED EMISSIONS

Marker	Frequency (GHz)	Meter Reading (dBuV)	Det	AF T863 (dB/m)	Amp/Cbl/Fltr/Pad (dB)	DC Corr (dB)	Corrected Reading (dBuV/m)	Avg Limit (dBuV/m)	Margin (dB)	Peak Limit (dBuV/m)	PK Margin (dB)	Azimuth (Degs)	Height (cm)	Polarity
1	* 1.332	28.32	PK2	28.4	-21.4	0	35.32	-	-	74	-38.68	193	144	H
	* 1.329	17.09	MAv1	28.4	-21.3	.11	24.3	54	-29.7	-	-	193	144	H
2	* 1.119	31.15	PK2	27.4	-22.4	0	36.15	-	-	74	-37.85	246	279	V
	* 1.12	19.28	MAv1	27.4	-22.5	.11	24.29	54	-29.71	-	-	246	279	V
6	* 9.107	34.59	PK2	36.8	-24.6	0	46.79	-	-	74	-27.21	317	219	V
	* 9.106	23.96	MAv1	36.8	-24.6	.11	36.27	54	-17.73	-	-	317	219	V
3	6.279	37.36	PK2	35.6	-28.4	0	44.56	-	-	-	-	255	163	H
5	7.21	37.98	PK2	35.9	-27	0	46.88	-	-	-	-	76	228	V
4	7.212	37.23	PK2	35.9	-27.1	0	46.03	-	-	-	-	167	182	H

* - indicates frequency in CFR47 Pt 15 / IC RSS-Restricted Band
PK2 - KDB558074 Method: Maximum Peak
MAv1 - KDB558074 Option 1 Maximum RMS Average

UL VERIFICATION SERVICES INC.
47173 Benicia Street, Fremont, CA 94538; USA TEL:(510) 771-1000 FAX:(510) 661-0888
This report shall not be reproduced except in full, without the written approval of UL Verification Services Inc.

2TX Antenna 1 + Antenna 2 OFDMA MODE: 26-Tones, RU index 4

MID CHANNEL, CH 6 RESULTS

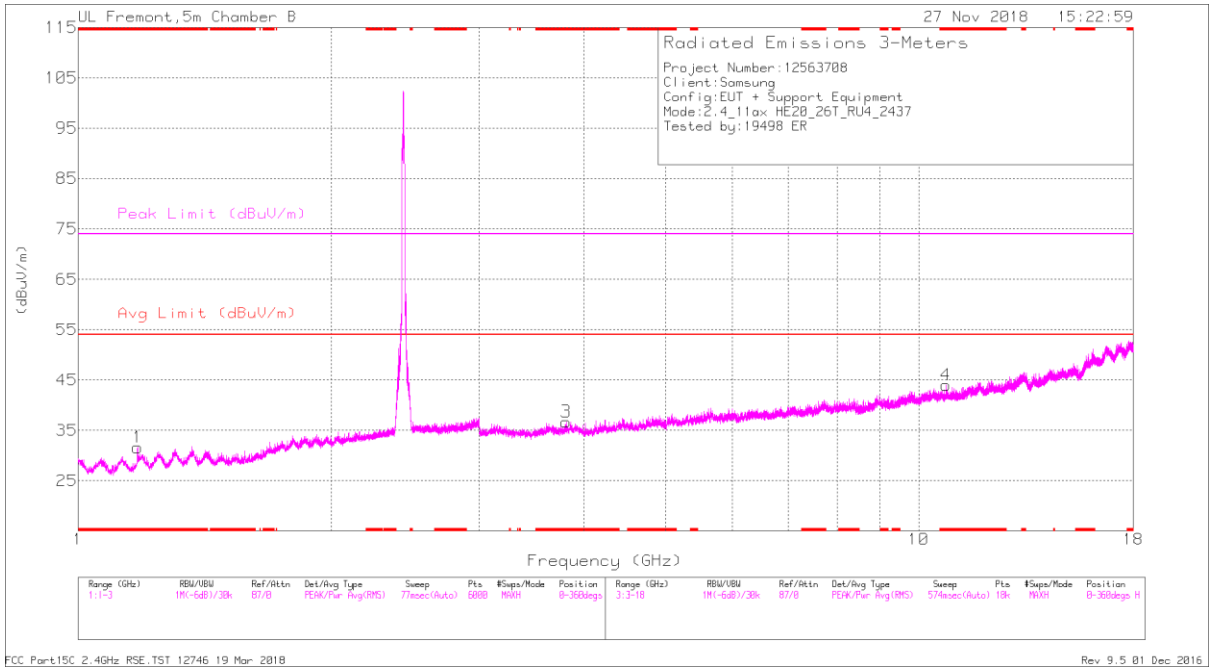

HORIZONTAL

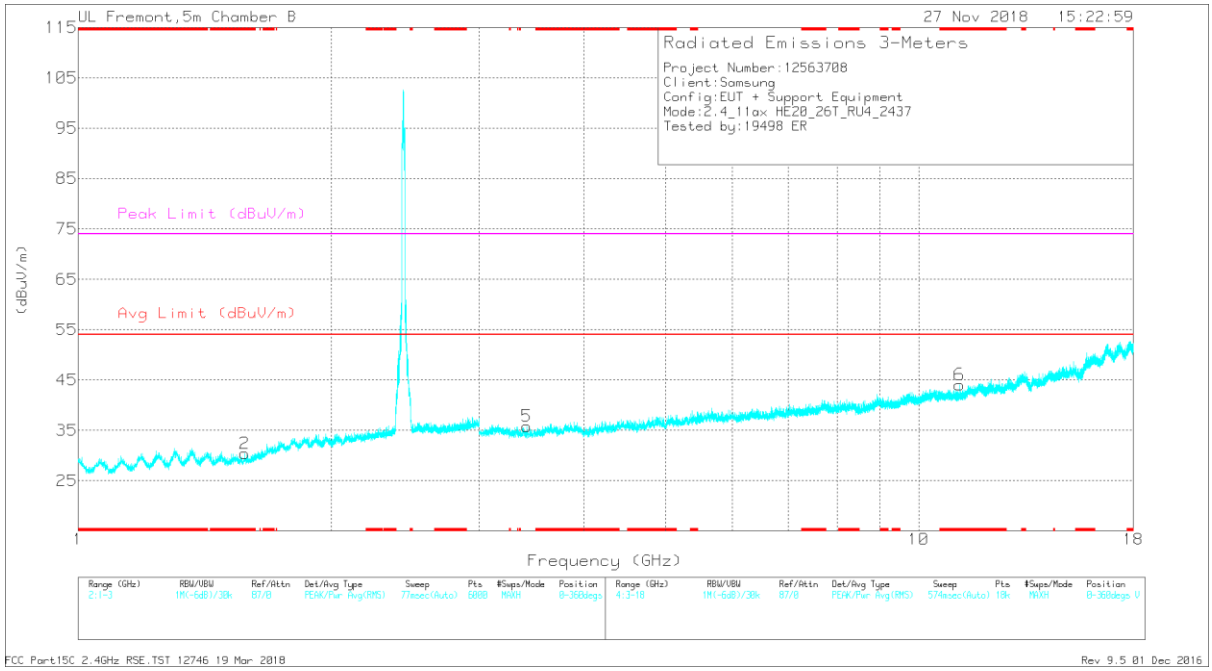

VERTICAL

UL VERIFICATION SERVICES INC.
47173 Benicia Street, Fremont, CA 94538; USA TEL:(510) 771-1000 FAX:(510) 661-0888
This report shall not be reproduced except in full, without the written approval of UL Verification Services Inc.

RADIATED EMISSIONS

Marker	Frequency (GHz)	Meter Reading (dBuV)	Det	AF T863 (dB/m)	Amp/Cbl/Fltr/Pad (dB)	DC Corr (dB)	Corrected Reading (dBuV/m)	Avg Limit (dBuV/m)	Margin (dB)	Peak Limit (dBuV/m)	PK Margin (dB)	Azimuth (Degs)	Height (cm)	Polarity
1	* 1.178	30.55	PK2	28	-22.2	0	36.35	-	-	74	-37.65	13	178	H
	* 1.178	18.85	MAv1	28	-22.3	.11	24.66	54	-29.34	-	-	13	178	H
2	* 1.576	29.01	PK2	27.7	-20.8	0	35.91	-	-	74	-38.09	89	228	V
	* 1.58	17.78	MAv1	27.7	-20.7	.11	24.89	54	-29.11	-	-	89	228	V
3	* 3.808	39.92	PK2	33.4	-30.2	0	43.12	-	-	74	-30.88	241	160	H
	* 3.807	28.57	MAv1	33.4	-30.2	.11	31.88	54	-22.12	-	-	241	160	H
4	* 10.782	33.61	PK2	37.9	-22.6	0	48.91	-	-	74	-25.09	156	126	H
	* 10.782	22.62	MAv1	37.9	-22.6	.11	38.03	54	-15.97	-	-	156	126	H
6	* 11.186	33.14	PK2	38	-22.2	0	48.94	-	-	74	-25.06	275	216	V
	* 11.182	22.29	MAv1	38	-22.2	.11	38.2	54	-15.8	-	-	275	216	V
5	3.419	39.5	PK2	32.8	-30.8	0	41.5	-	-	-	-	176	130	V

* - indicates frequency in CFR47 Pt 15 / IC RSS-Restricted Band
PK2 - KDB558074 Method: Maximum Peak
MAv1 - KDB558074 Option 1 Maximum RMS Average

UL VERIFICATION SERVICES INC.
47173 Benicia Street, Fremont, CA 94538; USA TEL:(510) 771-1000 FAX:(510) 661-0888
This report shall not be reproduced except in full, without the written approval of UL Verification Services Inc.

2TX Antenna 1 + Antenna 2 OFDMA MODE: 26-Tones, RU index 8

HIGH CHANNEL, CH 11 RESULTS

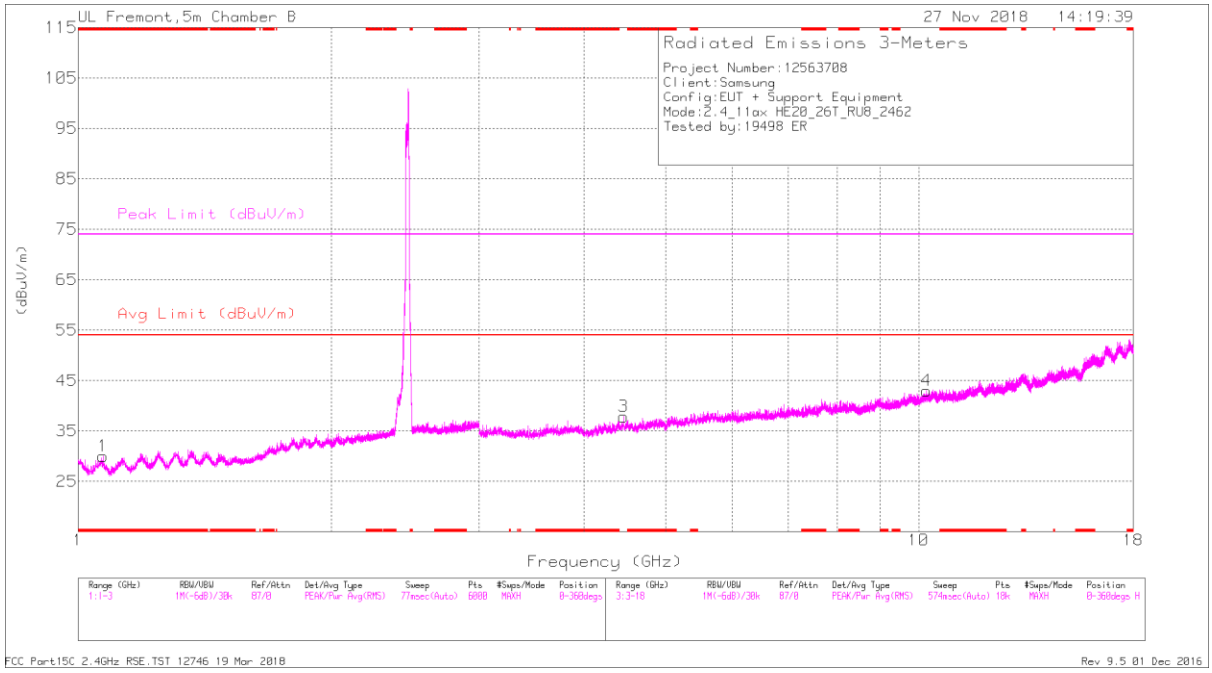

HORIZONTAL

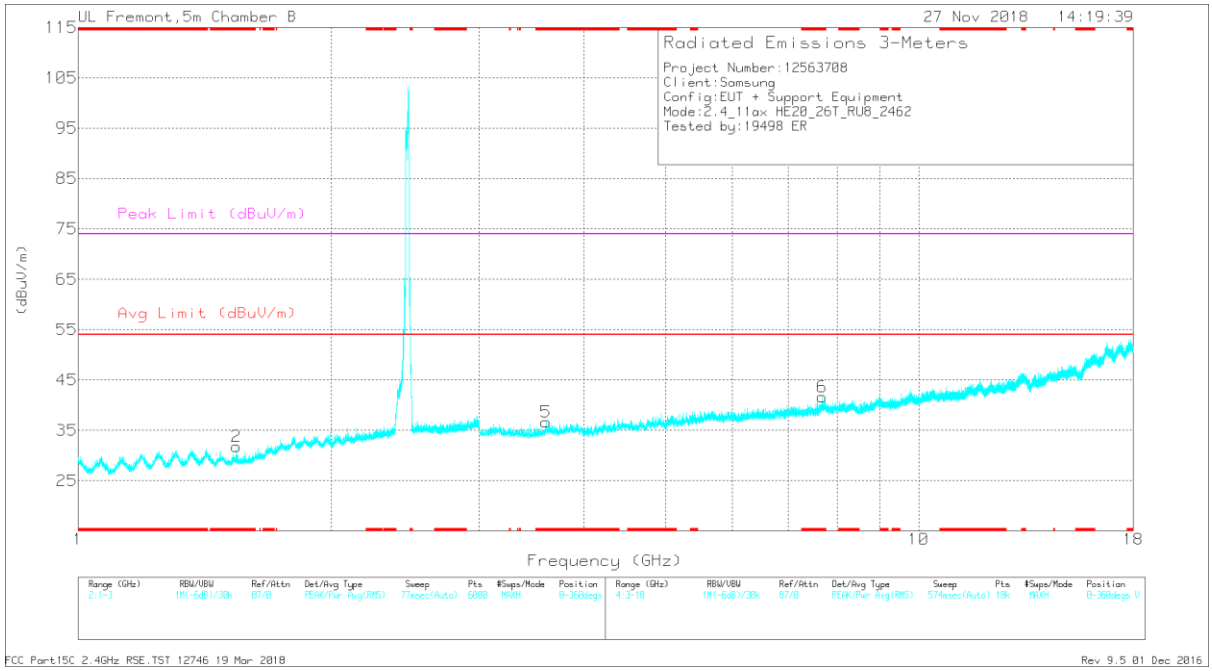

VERTICAL

UL VERIFICATION SERVICES INC.
47173 Benicia Street, Fremont, CA 94538; USA TEL:(510) 771-1000 FAX:(510) 661-0888
This report shall not be reproduced except in full, without the written approval of UL Verification Services Inc.

RADIATED EMISSIONS

Marker	Frequency (GHz)	Meter Reading (dBuV)	Det	AF T863 (dB/m)	Amp/Cbl/Fltr/Pad (dB)	DC Corr (dB)	Corrected Reading (dBuV/m)	Avg Limit (dBuV/m)	Margin (dB)	Peak Limit (dBuV/m)	PK Margin (dB)	Azimuth (Degs)	Height (cm)	Polarity
1	* 1.069	30.97	PK2	27.4	-22.9	0	35.47	-	-	74	-38.53	103	246	H
	* 1.069	19.56	MAv1	27.4	-22.9	.11	24.17	54	-29.83	-	-	103	246	H
2	* 1.543	29.68	PK2	27.7	-20.8	0	36.58	-	-	74	-37.42	146	187	V
	* 1.542	17.89	MAv1	27.7	-20.9	.11	24.8	54	-29.2	-	-	146	187	V
5	* 3.604	39.26	PK2	33.3	-30.9	0	41.66	-	-	74	-32.34	284	314	V
	* 3.603	28.77	MAv1	33.3	-30.9	.11	31.28	54	-22.72	-	-	284	314	V
6	* 7.681	35.86	PK2	36.4	-25.5	0	46.76	-	-	74	-27.24	351	176	V
	* 7.681	25.19	MAv1	36.4	-25.5	.11	36.2	54	-17.8	-	-	351	176	V
3	4.458	38.09	PK2	33.8	-28.4	0	43.49	-	-	-	-	268	159	H
4	10.211	34.25	PK2	37.8	-23.1	0	48.95	-	-	-	-	177	129	H

* - indicates frequency in CFR47 Pt 15 / IC RSS-Restricted Band
PK2 - KDB558074 Method: Maximum Peak
MAv1 - KDB558074 Option 1 Maximum RMS Average

UL VERIFICATION SERVICES INC.
47173 Benicia Street, Fremont, CA 94538; USA TEL:(510) 771-1000 FAX:(510) 661-0888
This report shall not be reproduced except in full, without the written approval of UL Verification Services Inc.

9.1.5. SPOT CHECK DATA

BANDEDGE (LOW CHANNEL, CH 1)

HORIZONTAL RESULT

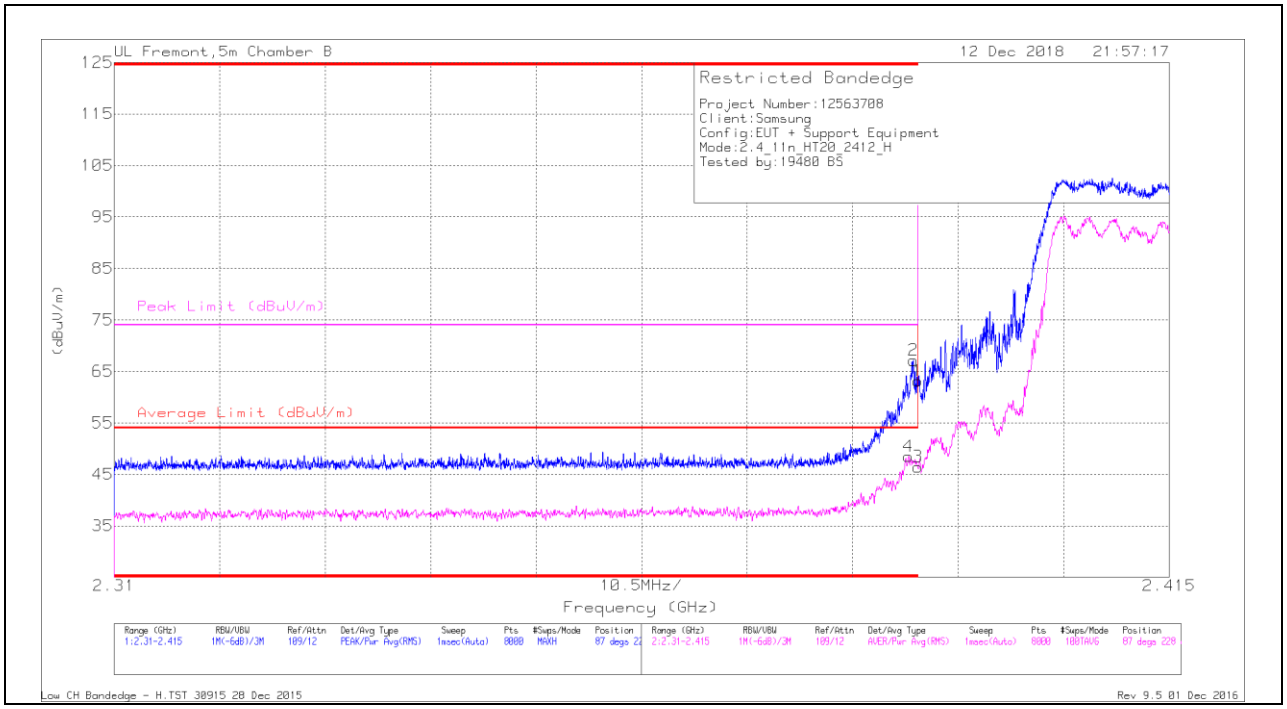

Trace Markers

Marker	Frequency (GHz)	Meter Reading (dBuV)	Det	AF T863 (dB/m)	Amp/Cbl/Fltr/Pad (dB)	DC Corr (dB)	Corrected Reading (dBuV/m)	Average Limit (dBuV/m)	Margin (dB)	Peak Limit (dBuV/m)	PK Margin (dB)	Azimuth (Degs)	Height (cm)	Polarity
1	* 2.39	51.53	Pk	32.3	-20.7	0	63.13	-	-	74	-10.87	87	228	H
2	* 2.39	55.55	Pk	32.3	-20.7	0	67.15	-	-	74	-6.85	87	228	H
3	* 2.39	34.55	RMS	32.3	-20.7	.31	46.46	54	-7.54	-	-	87	228	H
4	* 2.389	36.66	RMS	32.3	-20.8	.31	48.47	54	-5.53	-	-	87	228	H

* - indicates frequency in CFR47 Pt 15 / IC RSS-Restricted Band
Pk - Peak detector
RMS - RMS detection

UL VERIFICATION SERVICES INC.
47173 Benicia Street, Fremont, CA 94538; USA TEL:(510) 771-1000 FAX:(510) 661-0888
This report shall not be reproduced except in full, without the written approval of UL Verification Services Inc.

VERTICAL RESULT

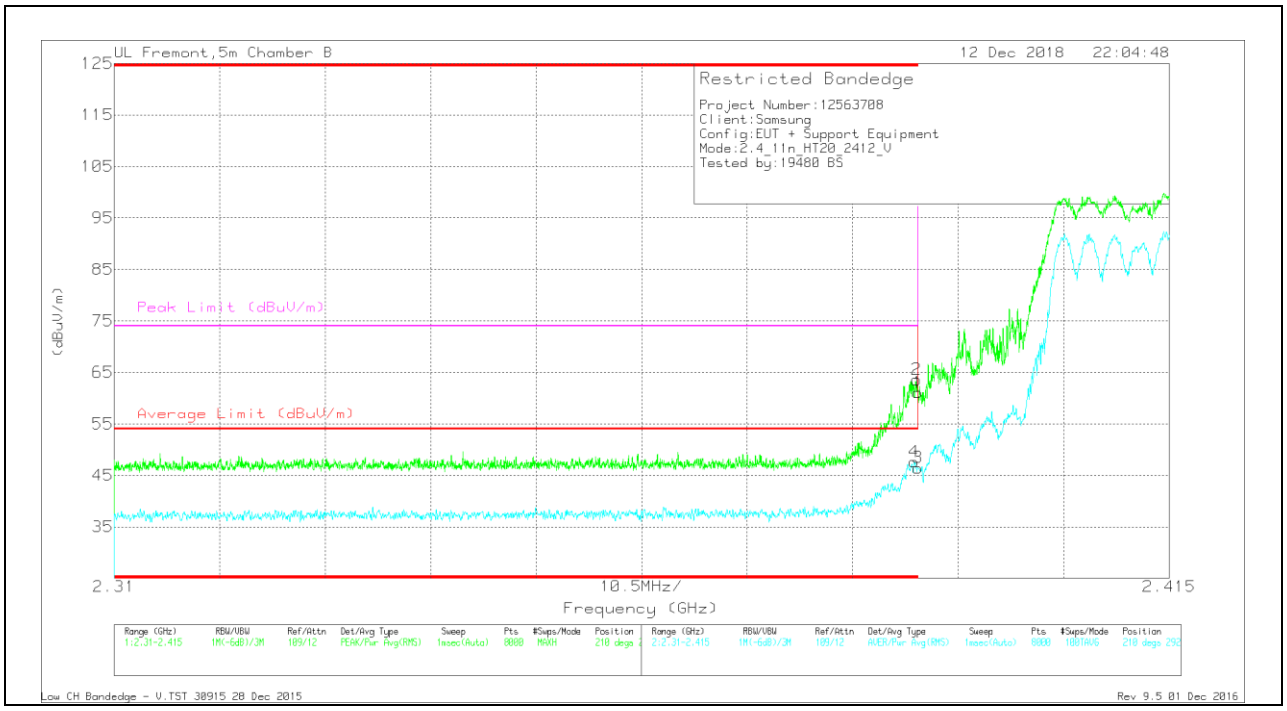

Trace Markers

Marker	Frequency (GHz)	Meter Reading (dBuV)	Det	AF T863 (dB/m)	Amp/Cbl/Fltr/Pad (dB)	DC Corr (dB)	Corrected Reading (dBuV/m)	Average Limit (dBuV/m)	Margin (dB)	Peak Limit (dBuV/m)	PK Margin (dB)	Azimuth (Degs)	Height (cm)	Polarity
1	* 2.39	49.48	Pk	32.3	-20.7	0	61.08	-	-	74	-12.92	210	292	V
2	* 2.39	52	Pk	32.3	-20.7	0	63.6	-	-	74	-10.4	210	292	V
3	* 2.39	34.56	RMS	32.3	-20.7	.31	46.47	54	-7.53	-	-	210	292	V
4	* 2.39	35.71	RMS	32.3	-20.7	.31	47.62	54	-6.38	-	-	210	292	V

* - indicates frequency in CFR47 Pt 15 / IC RSS-Restricted Band
Pk - Peak detector
RMS - RMS detection

UL VERIFICATION SERVICES INC.
47173 Benicia Street, Fremont, CA 94538; USA TEL:(510) 771-1000 FAX:(510) 661-0888
This report shall not be reproduced except in full, without the written approval of UL Verification Services Inc.

HARMONICS AND SPURIOUS EMISSIONS

LOW CHANNEL, CH 1 RESULTS

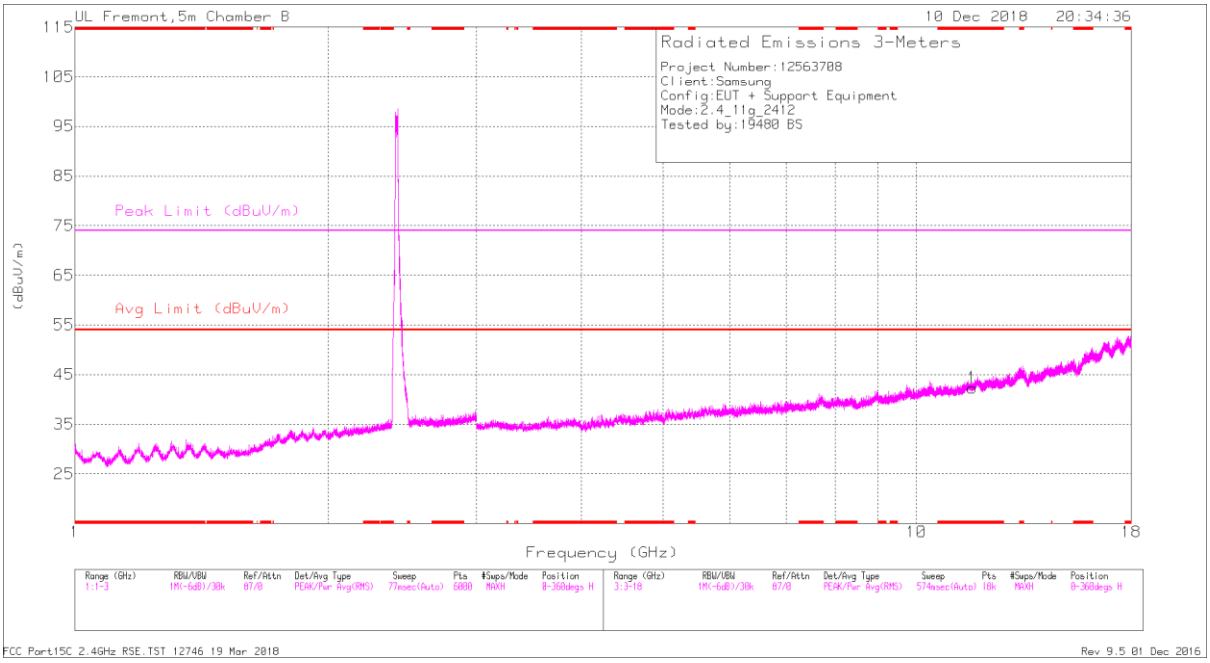

HORIZONTAL

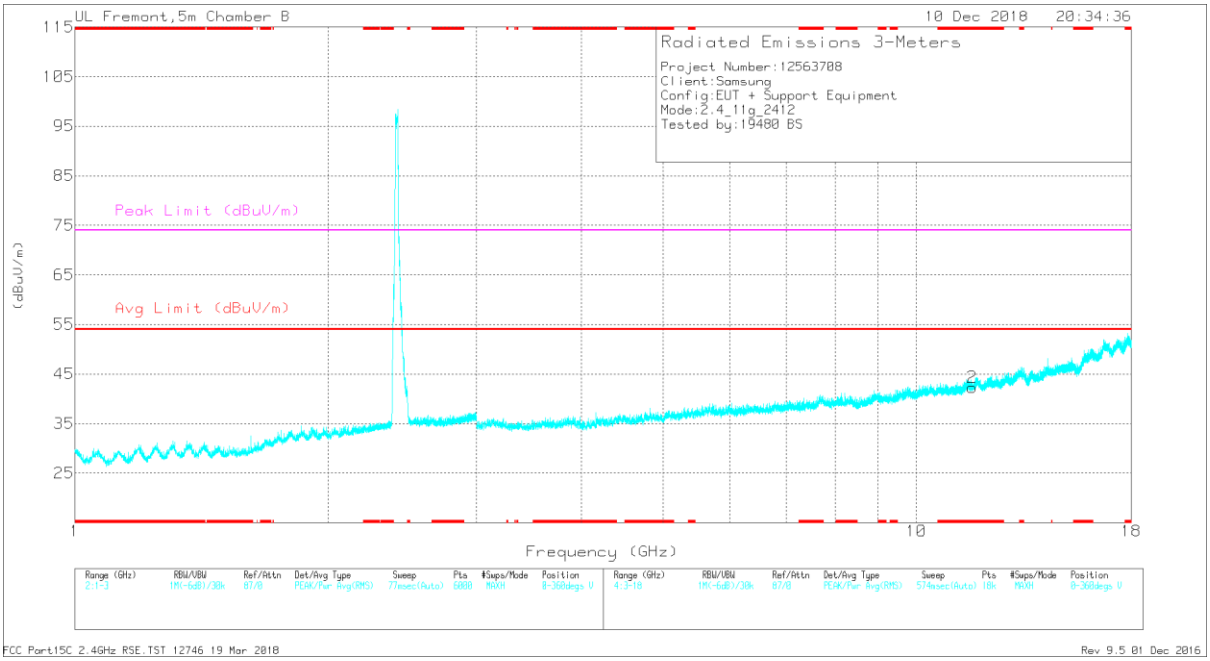

VERTICAL

UL VERIFICATION SERVICES INC.
47173 Benicia Street, Fremont, CA 94538; USA TEL:(510) 771-1000 FAX:(510) 661-0888
This report shall not be reproduced except in full, without the written approval of UL Verification Services Inc.

RADIATED EMISSIONS

Marker	Frequency (GHz)	Meter Reading (dBuV)	Det	AF T863 (dB/m)	Amp/Cbl/Fltr/Pad (dB)	DC Corr (dB)	Corrected Reading (dBuV/m)	Avg Limit (dBuV/m)	Margin (dB)	Peak Limit (dBuV/m)	PK Margin (dB)	Azimuth (Degs)	Height (cm)	Polarity
1	* 11.65	32.36	PK2	38.8	-22.1	0	49.06	-	-	74	-24.94	75	114	H
	* 11.652	21.17	MAv1	38.8	-22.2	1.21	38.98	54	-15.02	-	-	75	114	H
2	* 11.65	32.9	PK2	38.8	-22.1	0	49.6	-	-	74	-24.4	237	115	V
	* 11.652	21.11	MAv1	38.8	-22.2	1.21	38.92	54	-15.08	-	-	237	115	V

* - indicates frequency in CFR47 Pt 15 / IC RSS-Restricted Band
PK2 - KDB558074 Method: Maximum Peak
MAv1 - KDB558074 Option 1 Maximum RMS Average

UL VERIFICATION SERVICES INC.
47173 Benicia Street, Fremont, CA 94538; USA TEL:(510) 771-1000 FAX:(510) 661-0888
This report shall not be reproduced except in full, without the written approval of UL Verification Services Inc.

9.2. SPURIOUS EMISSIONS FOR SIMULTANEOUS TRANSMITION

SIMULTANEOUS TX CONDITIONS

Mode	# of TX	5GHz		2.4GHz	
		Ant1	Ant2	Ant1	Ant2
2.4GHz+5GHz RSDB Only	2	**O**	**X**	**X**	**O**
		X	**O**	**O**	**X**
		O	X	O	X
		X	O	X	O
2.4GHz+5GHz RSDB&MIMO	3	O	O	O	X
		O	O	X	O
		O	X	O	O
		X	O	O	O
	4	**O**	**O**	**O**	**O**

WORST TEST-CASE CONDITIONS

Across all UNII bands 802.11a and 802.11 HT20 modes have the highest rated powers. 802.11a is selected as the worst case mode and a channel operating at the highest rated power on each antenna is used. No new emissions were observed and emissions levels observed during the stand-alone test condition were not increased.

Also 4 Tx condition can cover other RSDB and MIMO condition. So test lab. conducted the test on the condition of 1 Tx for each antenna and 4Tx MIMO antenna condition like below.

Testcase #	Band (GHz)	Antenna	MODE	Channel	Frequency (MHz)	Power Settings
1	2.4	Chain 0	11b	11	2462	16
	5	Chain 1	11a	60	5300	13
2	5	Chain 0	11a	60	5300	13
	2.4	Chain 1	11b	6	2437	16
3	2.4	Chain 0	11ax_HE20_242T_RU61	6	2437	16
	5	Chain 1	11ax_HE20_242T_RU61	48	5240	13
4	5	Chain 0	11ax_HE20_242T_RU61	48	5240	13
	2.4	Chain 1	11ax_HE20_242T_RU61	6	2437	16
5	2.4	MIMO	11ax_HE20_242T_RU61	6	2437	16
	5	MIMO	11ax_HE20_242T_RU61	48	5240	13

UL VERIFICATION SERVICES INC.
47173 Benicia Street, Fremont, CA 94538; USA TEL:(510) 771-1000 FAX:(510) 661-0888
This report shall not be reproduced except in full, without the written approval of UL Verification Services Inc.

9.2.1. TEST CASE 1

Antenna 1 802.11b Channel 11 + Antenna 2 802.11a Channel 60

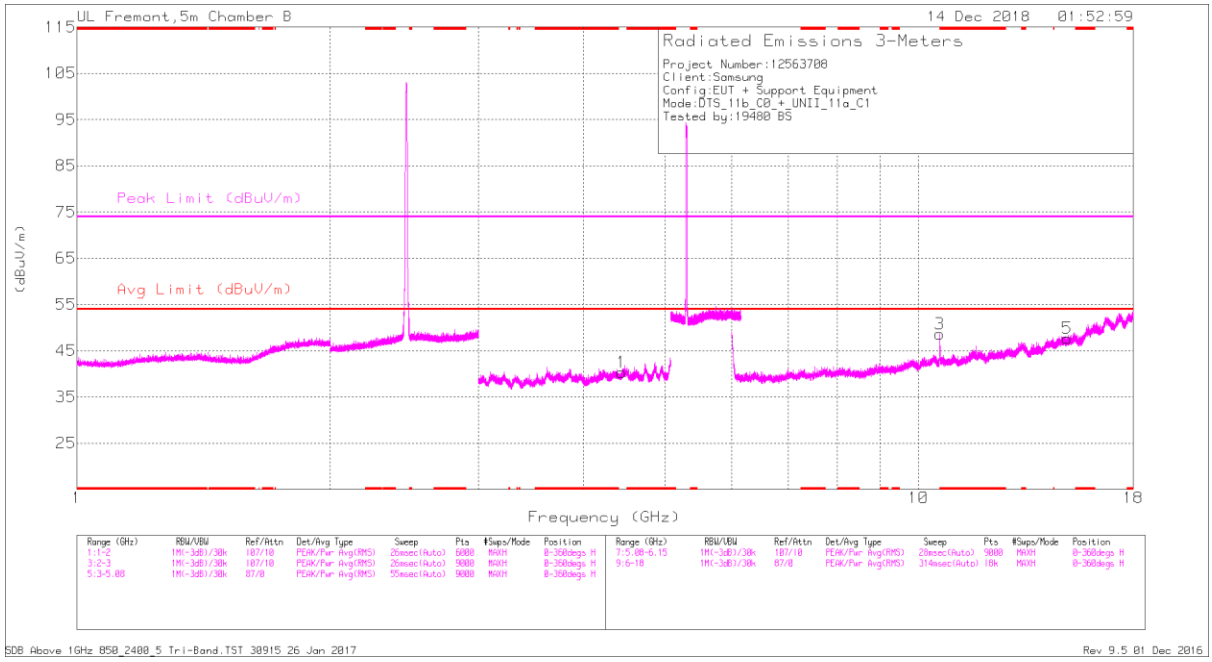

HORIZONTAL

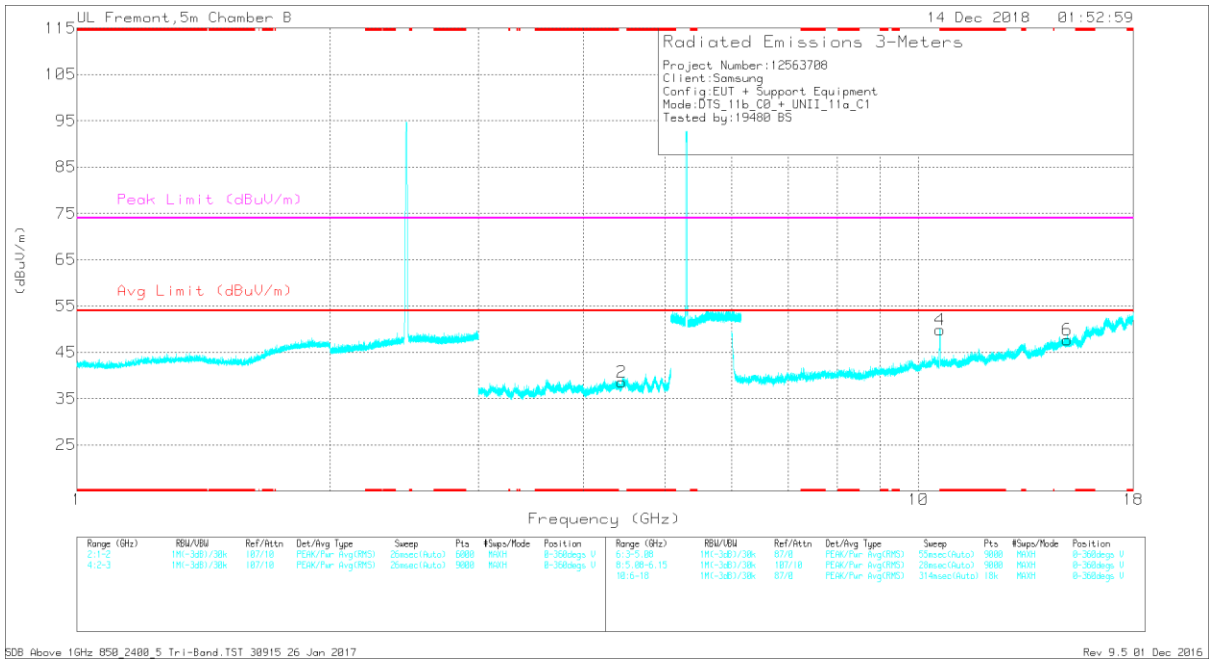

VERTICAL

UL VERIFICATION SERVICES INC.
47173 Benicia Street, Fremont, CA 94538; USA TEL:(510) 771-1000 FAX:(510) 661-0888
This report shall not be reproduced except in full, without the written approval of UL Verification Services Inc.

RADIATED EMISSIONS

Trace Markers

Marker	Frequency (GHz)	Meter Reading (dBuV)	Det	AF T863 (dB/m)	Amp/Cbl/Fltr/Pad (dB)	Filter (dB)	Corrected Reading (dBuV/m)	Avg Limit (dBuV/m)	Margin (dB)	Peak Limit (dBuV/m)	PK Margin (dB)	Azimuth (Degs)	Height (cm)	Polarity
2	4.439	32.45	Pk	33.8	-28.7	1	38.55	-	-	-	-	0-360	102	V
1	4.441	32.32	Pk	33.8	-28.8	3	40.32	-	-	-	-	0-360	199	H

* - indicates frequency in CFR47 Pt 15 / IC RSS-Restricted Band
Pk - Peak detector

Marker	Frequency (GHz)	Meter Reading (dBuV)	Det	AF T863 (dB/m)	Amp/Cbl/Fltr/Pad (dB)	Corrected Reading (dBuV/m)	Avg Limit (dBuV/m)	Margin (dB)	Peak Limit (dBuV/m)	PK Margin (dB)	Azimuth (Degs)	Height (cm)	Polarity
3	* 10.602	34.02	Pk	37.7	-23.1	48.62	-	-	74	-25.38	0-360	102	H
4	* 10.606	35.08	Pk	37.7	-22.9	49.88	-	-	74	-24.12	0-360	103	V
6	15.011	27.03	Pk	40.5	-19.9	47.63	-	-	-	-	0-360	199	V
5	15.019	26.75	Pk	40.5	-19.6	47.65	-	-	-	-	0-360	102	H

* - indicates frequency in CFR47 Pt 15 / IC RSS-Restricted Band
Pk - Peak detector

Radiated Emissions

Frequency (GHz)	Meter Reading (dBuV)	Det	AF T863 (dB/m)	Amp/Cbl/Fltr/Pad (dB)	DC Corr (dB)	Corrected Reading (dBuV/m)	Avg Limit (dBuV/m)	Margin (dB)	Peak Limit (dBuV/m)	PK Margin (dB)	Azimuth (Degs)	Height (cm)	Polarity
* 10.602	41.27	PK-U	37.7	-23.1	0	55.87	-	-	74	-18.13	232	115	H
* 10.602	29.2	ADR	37.7	-23.1	.29	44.09	54	-9.91	-	-	232	115	H
* 10.602	45.7	PK-U	37.7	-23.1	0	60.3	-	-	74	-13.7	241	103	V
* 10.602	32.59	ADR	37.7	-23.1	.29	47.48	54	-6.52	-	-	241	103	V

* - indicates frequency in CFR47 Pt 15 / IC RSS-Restricted Band
PK-U - U-NII: Maximum Peak
ADR - U-NII AD primary method, RMS average

UL VERIFICATION SERVICES INC.
47173 Benicia Street, Fremont, CA 94538; USA TEL:(510) 771-1000 FAX:(510) 661-0888
This report shall not be reproduced except in full, without the written approval of UL Verification Services Inc.

9.2.2. TEST CASE 2

Antenna 1 802.11a Channel 60 + Antenna 2 802.11b Channel 6

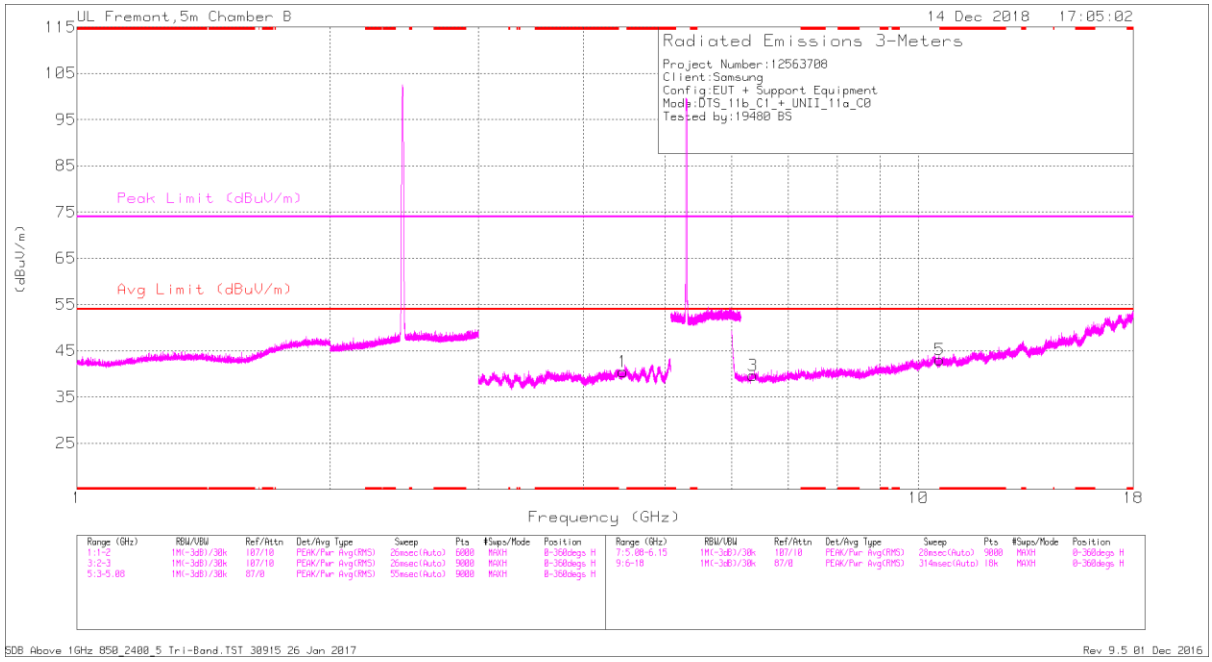

HORIZONTAL

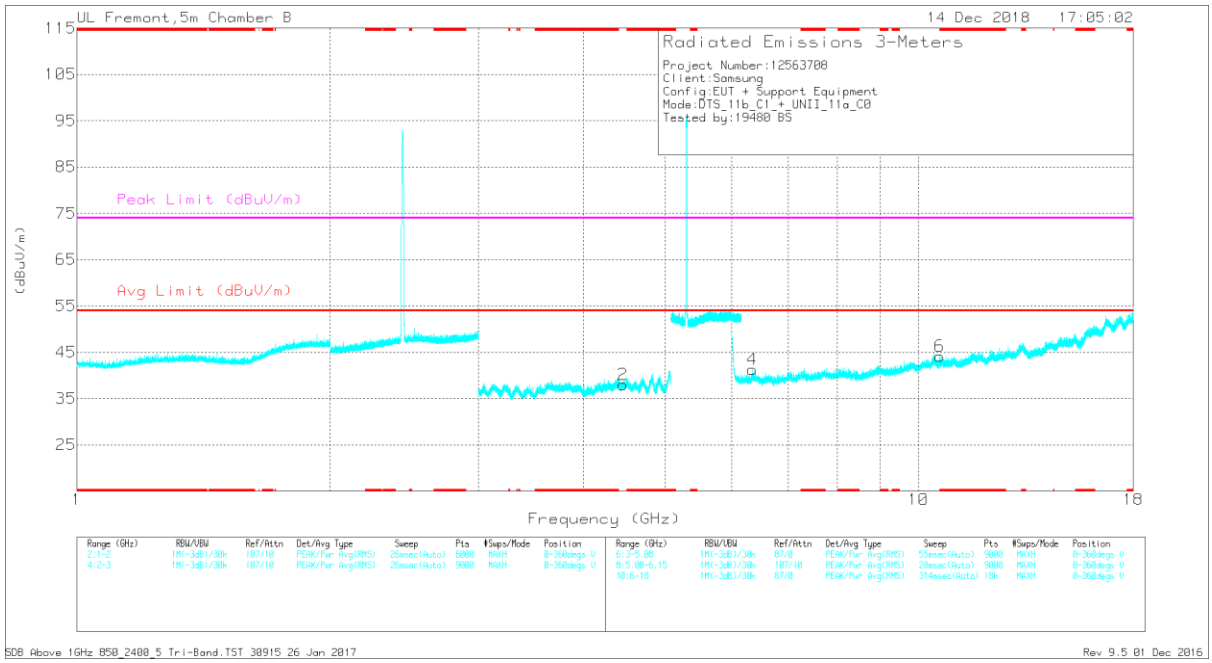

VERTICAL

UL VERIFICATION SERVICES INC.
47173 Benicia Street, Fremont, CA 94538; USA TEL:(510) 771-1000 FAX:(510) 661-0888
This report shall not be reproduced except in full, without the written approval of UL Verification Services Inc.

RADIATED EMISSIONS

Trace Markers

Marker	Frequency (GHz)	Meter Reading (dBuV)	Det	AF T863 (dB/m)	Amp/Cbl/Fltr/Pad (dB)	Filter (dB)	Corrected Reading (dBuV/m)	Avg Limit (dBuV/m)	Margin (dB)	Peak Limit (dBuV/m)	PK Margin (dB)	Azimuth (Degs)	Height (cm)	Polarity
1	4.452	32.52	Pk	33.8	-28.8	3	40.52	-	-	-	-	0-360	102	H
2	4.452	31.97	Pk	33.8	-28.8	1	37.97	-	-	-	-	0-360	199	V

* - indicates frequency in CFR47 Pt 15 / IC RSS-Restricted Band
Pk - Peak detector

Marker	Frequency (GHz)	Meter Reading (dBuV)	Det	AF T863 (dB/m)	Amp/Cbl/Fltr/Pad (dB)	Corrected Reading (dBuV/m)	Avg Limit (dBuV/m)	Margin (dB)	Peak Limit (dBuV/m)	PK Margin (dB)	Azimuth (Degs)	Height (cm)	Polarity
5	* 10.6	28.44	Pk	37.7	-23.1	43.04	-	-	74	-30.96	0-360	103	H
6	* 10.602	29.41	Pk	37.7	-23	44.11	-	-	74	-29.89	0-360	102	V
4	6.352	33.19	Pk	35.7	-27.6	41.29	-	-	-	-	0-360	102	V
3	6.357	31.81	Pk	35.7	-27.8	39.71	-	-	-	-	0-360	199	H

* - indicates frequency in CFR47 Pt 15 / IC RSS-Restricted Band
Pk - Peak detector

Radiated Emissions

Frequency (GHz)	Meter Reading (dBuV)	Det	AF T863 (dB/m)	Amp/Cbl/Fltr/Pad (dB)	DC Corr (dB)	Corrected Reading (dBuV/m)	Avg Limit (dBuV/m)	Margin (dB)	Peak Limit (dBuV/m)	PK Margin (dB)	Azimuth (Degs)	Height (cm)	Polarity
* 10.605	35.62	PK-U	37.7	-23	0	50.32	-	-	74	-23.68	65	120	H
* 10.601	24.28	ADR	37.7	-23.1	.29	39.17	54	-14.83	-	-	65	120	H
* 10.602	36.74	PK-U	37.7	-23.1	0	51.34	-	-	74	-22.66	20	111	V
* 10.601	25.28	ADR	37.7	-23.1	.29	40.17	54	-13.83	-	-	20	111	V

* - indicates frequency in CFR47 Pt 15 / IC RSS-Restricted Band
PK-U - U-NII: Maximum Peak
ADR - U-NII AD primary method, RMS average

UL VERIFICATION SERVICES INC.
47173 Benicia Street, Fremont, CA 94538; USA TEL:(510) 771-1000 FAX:(510) 661-0888
This report shall not be reproduced except in full, without the written approval of UL Verification Services Inc.

9.2.3. TEST CASE 3

Antenna 1 802.11ax HE20 242T – RU61 Channel 6 + Antenna 2 802.11ax HE20 242T – RU61 Channel 48

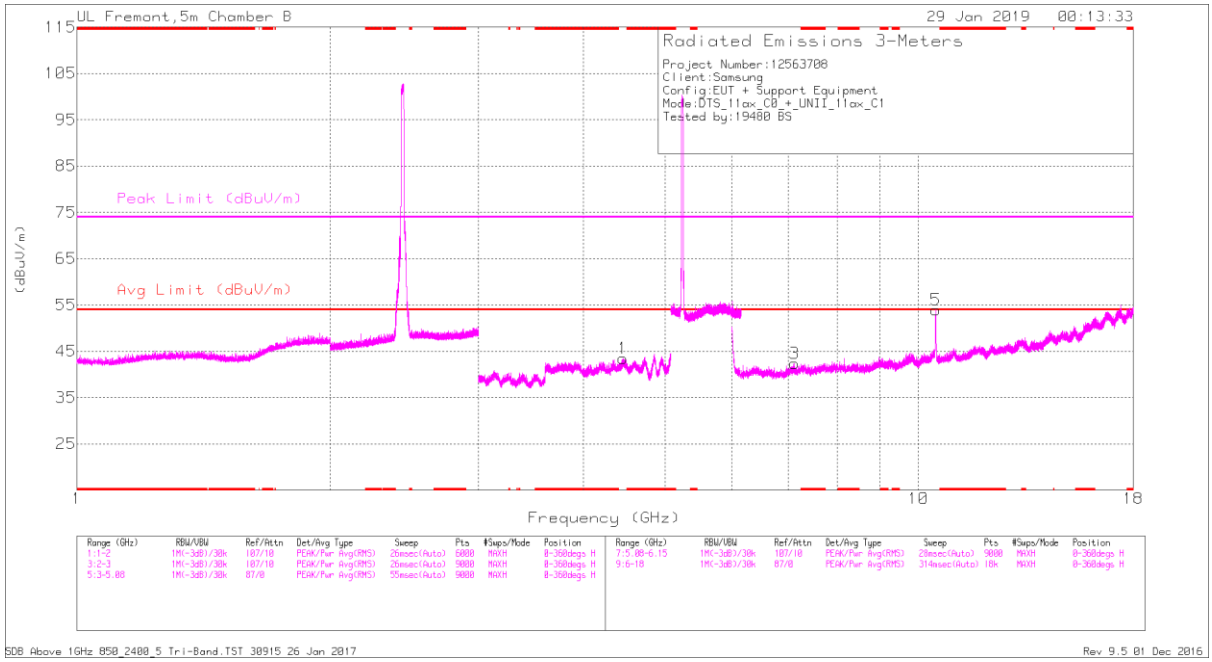

HORIZONTAL

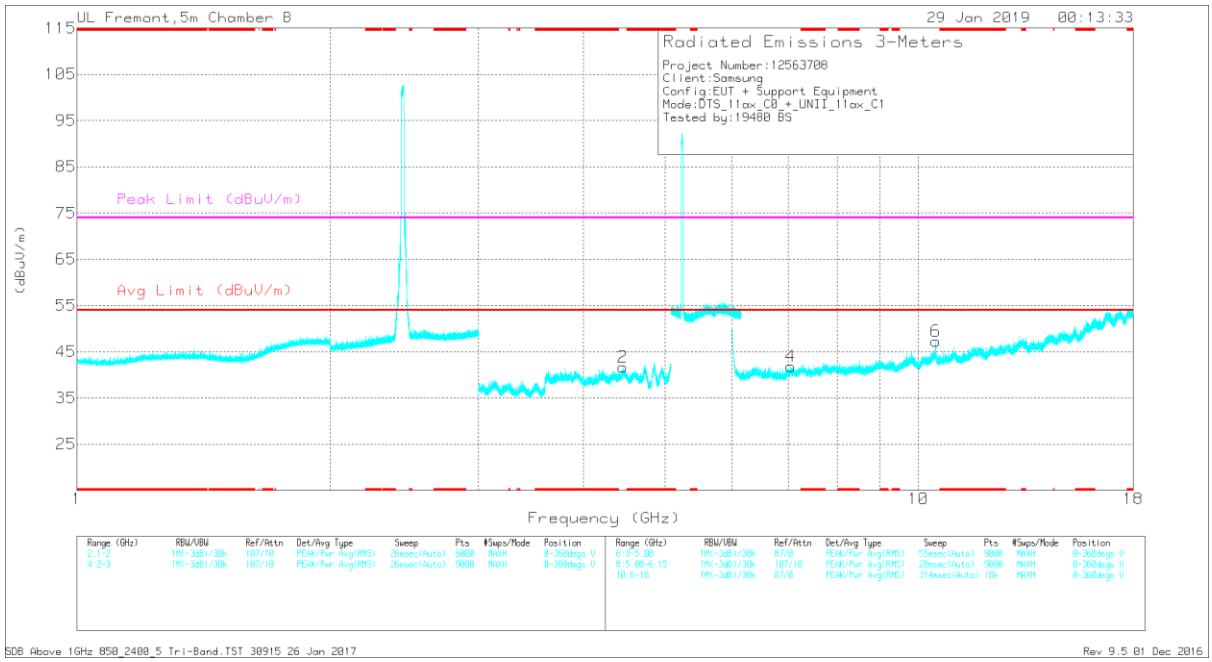

VERTICAL

UL VERIFICATION SERVICES INC.
47173 Benicia Street, Fremont, CA 94538; USA TEL:(510) 771-1000 FAX:(510) 661-0888
This report shall not be reproduced except in full, without the written approval of UL Verification Services Inc.

RADIATED EMISSIONS

Trace Markers

Marker	Frequency (GHz)	Meter Reading (dBuV)	Det	AF T863 (dB/m)	Amp/Cbl/Fltr/Pad (dB)	Filter (dB)	Corrected Reading (dBuV/m)	Avg Limit (dBuV/m)	Margin (dB)	Peak Limit (dBuV/m)	PK Margin (dB)	Azimuth (Degs)	Height (cm)	Polarity
2	4.456	35.29	Pk	33.8	-28.4	1	41.69	-	-	-	-	0-360	200	V
1	4.458	35.03	Pk	33.8	-28.4	3	43.43	-	-	-	-	0-360	199	H

Pk - Peak detector

Marker	Frequency (GHz)	Meter Reading (dBuV)	Det	AF T863 (dB/m)	Amp/Cbl/Fltr/Pad (dB)	Corrected Reading (dBuV/m)	Avg Limit (dBuV/m)	Margin (dB)	Peak Limit (dBuV/m)	PK Margin (dB)	Azimuth (Degs)	Height (cm)	Polarity
4	7.045	32.69	Pk	35.9	-26.8	41.79	-	-	-	-	0-360	200	V
3	7.12	34.29	Pk	36	-27.9	42.39	-	-	-	-	0-360	102	H
5	10.48	38.5	Pk	37.8	-22.3	54	-	-	-	-	0-360	102	H
6	10.485	31.9	Pk	37.8	-22.4	47.3	-	-	-	-	0-360	102	V

Pk - Peak detector

Radiated Emissions

Frequency (GHz)	Meter Reading (dBuV)	Det	AF T863 (dB/m)	Amp/Cbl/Fltr/Pad (dB)	Corrected Reading (dBuV/m)	Avg Limit (dBuV/m)	Margin (dB)	Peak Limit (dBuV/m)	PK Margin (dB)	Azimuth (Degs)	Height (cm)	Polarity
10.482	45.27	PK-U	37.8	-22.4	60.67	-	-	-	-	313	128	H
10.482	40.09	PK-U	37.8	-22.4	55.49	-	-	-	-	252	139	V

PK-U - U-NII: Maximum Peak

UL VERIFICATION SERVICES INC.
47173 Benicia Street, Fremont, CA 94538; USA TEL:(510) 771-1000 FAX:(510) 661-0888
This report shall not be reproduced except in full, without the written approval of UL Verification Services Inc.

9.2.4. TEST CASE 4

Antenna 1 802.11ax HE20 242T – RU61 Channel 48 + Antenna 2 802.11ax HE20 242T – RU61 Channel 6

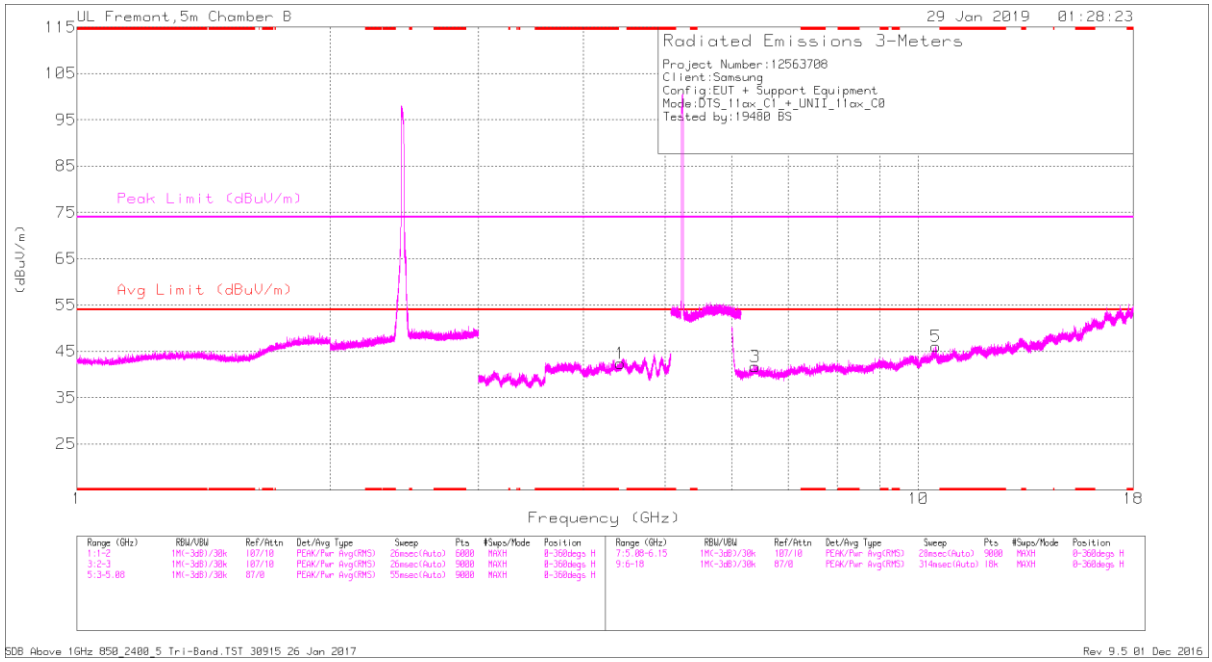

HORIZONTAL

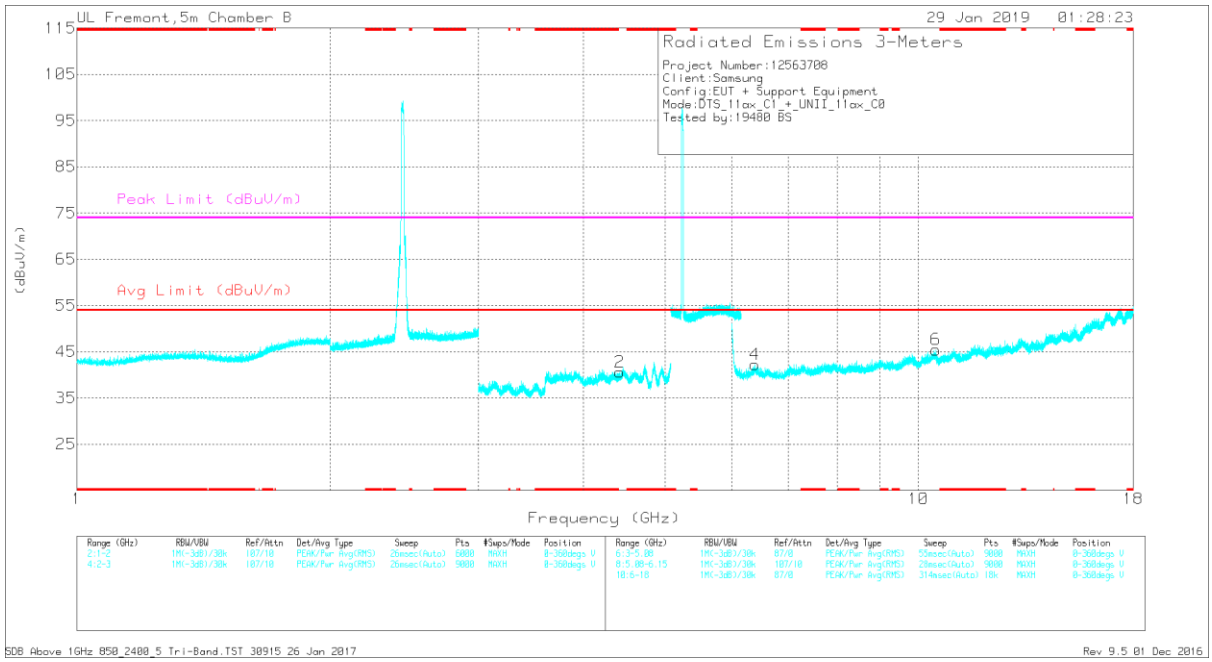

VERTICAL

UL VERIFICATION SERVICES INC.
47173 Benicia Street, Fremont, CA 94538; USA TEL:(510) 771-1000 FAX:(510) 661-0888
This report shall not be reproduced except in full, without the written approval of UL Verification Services Inc.

RADIATED EMISSIONS

Trace Markers

Marker	Frequency (GHz)	Meter Reading (dBuV)	Det	AF T863 (dB/m)	Amp/Cbl/Fltr/Pad (dB)	Filter (dB)	Corrected Reading (dBuV/m)	Avg Limit (dBuV/m)	Margin (dB)	Peak Limit (dBuV/m)	PK Margin (dB)	Azimuth (Degs)	Height (cm)	Polarity
2	4.416	34.86	Pk	33.8	-29	1	40.66	-	-	-	-	0-360	101	V
1	4.425	34.54	Pk	33.8	-29	3	42.34	-	-	-	-	0-360	102	H

Pk - Peak detector

Marker	Frequency (GHz)	Meter Reading (dBuV)	Det	AF T863 (dB/m)	Amp/Cbl/Fltr/Pad (dB)	Corrected Reading (dBuV/m)	Avg Limit (dBuV/m)	Margin (dB)	Peak Limit (dBuV/m)	PK Margin (dB)	Azimuth (Degs)	Height (cm)	Polarity
4	6.395	33.69	Pk	35.8	-27.3	42.19	-	-	-	-	0-360	200	V
3	6.397	33.23	Pk	35.8	-27.3	41.73	-	-	-	-	0-360	199	H
5	10.481	30.59	Pk	37.8	-22.3	46.09	-	-	-	-	0-360	102	H
6	10.481	29.94	Pk	37.8	-22.3	45.44	-	-	-	-	0-360	102	V

Pk - Peak detector

Radiated Emissions

Frequency (GHz)	Meter Reading (dBuV)	Det	AF T863 (dB/m)	Amp/Cbl/Fltr/Pad (dB)	Corrected Reading (dBuV/m)	Avg Limit (dBuV/m)	Margin (dB)	Peak Limit (dBuV/m)	PK Margin (dB)	Azimuth (Degs)	Height (cm)	Polarity
10.477	36.86	PK-U	37.8	-22.3	52.36	-	-	-	-	252	103	V
10.483	38.19	PK-U	37.8	-22.4	53.59	-	-	-	-	349	171	H

PK-U - U-NII: Maximum Peak

UL VERIFICATION SERVICES INC.
47173 Benicia Street, Fremont, CA 94538; USA TEL:(510) 771-1000 FAX:(510) 661-0888
This report shall not be reproduced except in full, without the written approval of UL Verification Services Inc.

9.2.5. TEST CASE 5

2TX 802.11ax HE20 242T – RU61 Channel 6 + 2TX 802.11ax HE20 242T – RU61 Channel 48

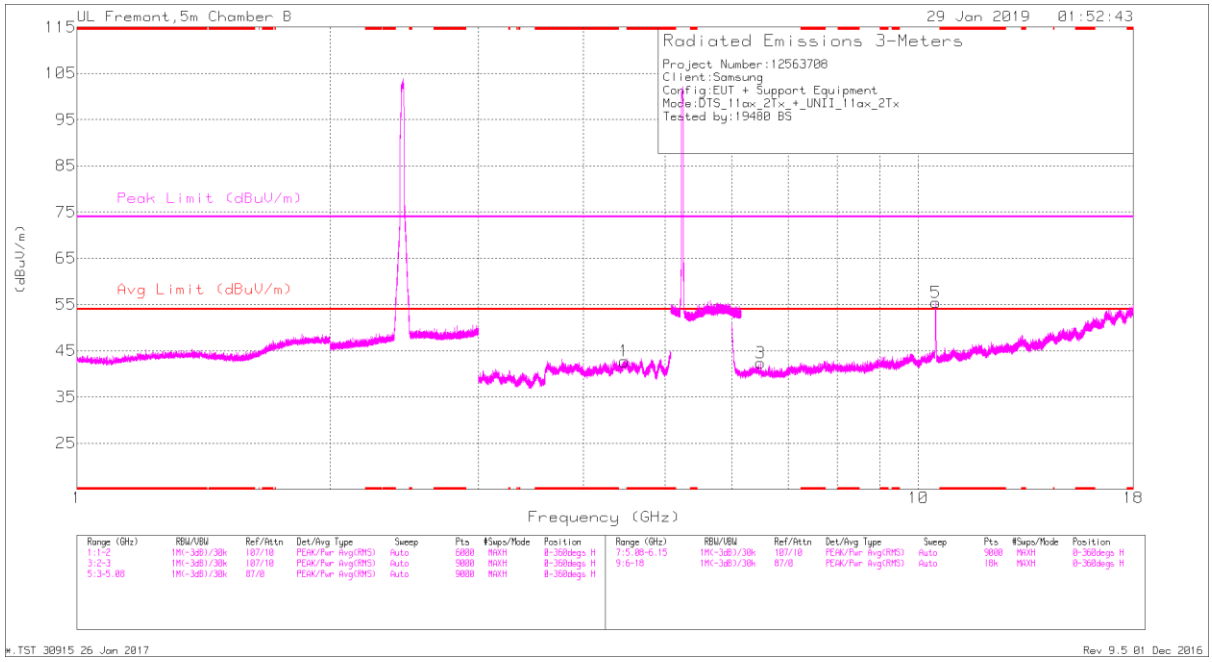

HORIZONTAL

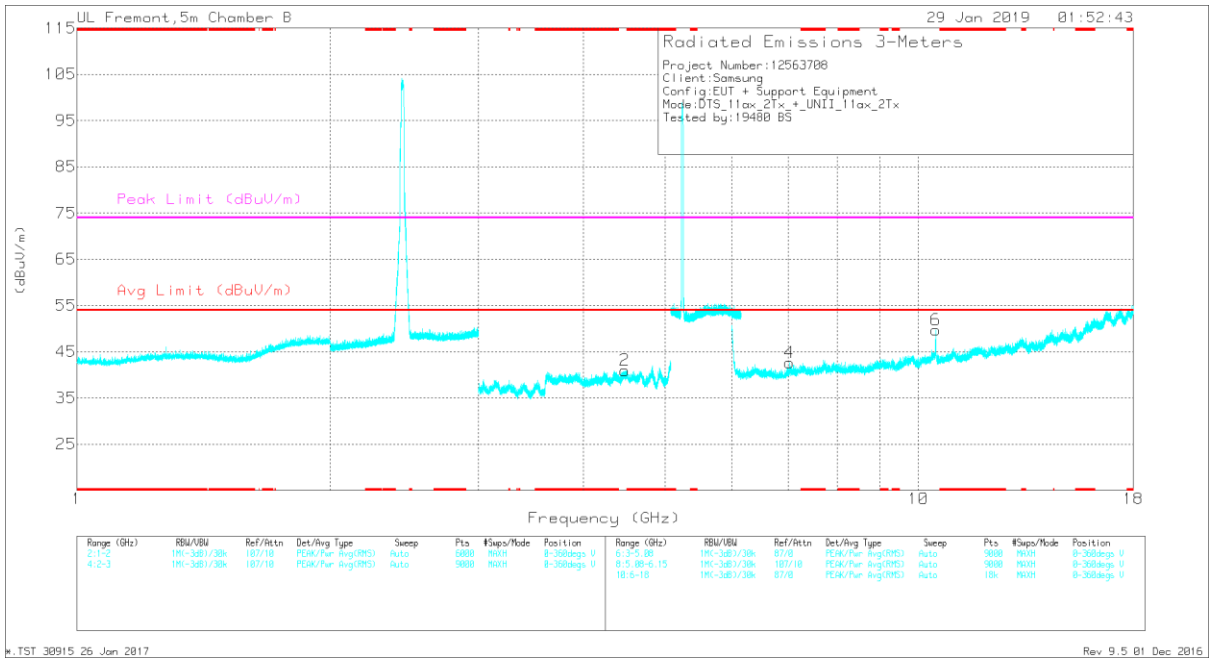

VERTICAL

UL VERIFICATION SERVICES INC.
47173 Benicia Street, Fremont, CA 94538; USA TEL:(510) 771-1000 FAX:(510) 661-0888
This report shall not be reproduced except in full, without the written approval of UL Verification Services Inc.

RADIATED EMISSIONS

Trace Markers

Marker	Frequency (GHz)	Meter Reading (dBuV)	Det	AF T863 (dB/m)	Amp/Cbl/Fltr/Pad (dB)	Filter (dB)	Corrected Reading (dBuV/m)	Avg Limit (dBuV/m)	Margin (dB)	Peak Limit (dBuV/m)	PK Margin (dB)	Azimuth (Degs)	Height (cm)	Polarity
1	4.472	34.92	Pk	33.8	-29	3	42.72	-	-	-	-	0-360	199	H
2	4.481	35.15	Pk	33.8	-29	1	40.95	-	-	-	-	0-360	200	V

Pk - Peak detector

Marker	Frequency (GHz)	Meter Reading (dBuV)	Det	AF T863 (dB/m)	Amp/Cbl/Fltr/Pad (dB)	Corrected Reading (dBuV/m)	Avg Limit (dBuV/m)	Margin (dB)	Peak Limit (dBuV/m)	PK Margin (dB)	Azimuth (Degs)	Height (cm)	Polarity
3	6.493	35.24	Pk	35.7	-28.6	42.34	-	-	-	-	0-360	102	H
4	7.031	33.68	Pk	35.9	-26.9	42.68	-	-	-	-	0-360	200	V
5	10.481	39.92	Pk	37.8	-22.3	55.42	-	-	-	-	0-360	102	H
6	10.482	34.33	Pk	37.8	-22.4	49.73	-	-	-	-	0-360	200	V

Pk - Peak detector

Radiated Emissions

Frequency (GHz)	Meter Reading (dBuV)	Det	AF T863 (dB/m)	Amp/Cbl/Fltr/Pad (dB)	Corrected Reading (dBuV/m)	Avg Limit (dBuV/m)	Margin (dB)	Peak Limit (dBuV/m)	PK Margin (dB)	Azimuth (Degs)	Height (cm)	Polarity
10.475	46.01	PK-U	37.8	-22.2	61.61	-	-	-	-	315	104	H
10.486	41.19	PK-U	37.8	-22.4	56.59	-	-	-	-	334	211	V

PK-U - U-NII: Maximum Peak

UL VERIFICATION SERVICES INC.
47173 Benicia Street, Fremont, CA 94538; USA TEL:(510) 771-1000 FAX:(510) 661-0888
This report shall not be reproduced except in full, without the written approval of UL Verification Services Inc.

9.3. Worst Case Below 30 MHz

SPURIOUS EMISSIONS 9 kHz TO 30 MHz (WORST-CASE CONFIGURATION)

HORIZONTAL AND VERTICAL PLOT

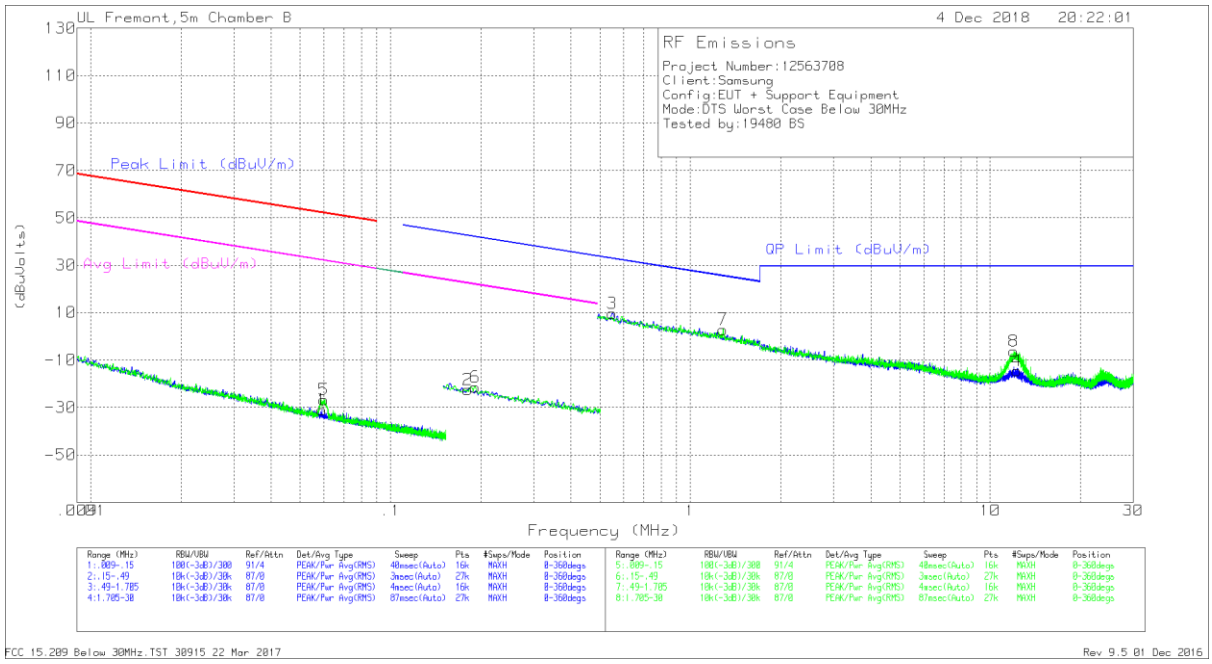

NOTE: KDB 414788 OATS and Chamber Correlation Justification

- Based on FCC 15.31 (f) (2): measurements may be performed at a distance closer than that specified in the regulations; however, an attempt should be made to avoid making measurements in the near field.
- OATs and chamber correlation testing had been performed and chamber measured test result is the worst case test result.

UL VERIFICATION SERVICES INC.
47173 Benicia Street, Fremont, CA 94538; USA TEL:(510) 771-1000 FAX:(510) 661-0888

This report shall not be reproduced except in full, without the written approval of UL Verification Services Inc.

Below 30 MHz Data

Trace Markers

Marker	Frequency (MHz)	Meter Reading (dBuV)	Det	Loop Antenna (dB/m)	Cables (dB)	Dist Corr 300m	Corrected Reading (dBuVolts)	Peak Limit (dBuV/m)	Margin (dB)	Avg Limit (dBuV/m)	Margin (dB)	Peak Limit (dBuV/m)	Margin (dB)	Avg Limit (dBuV/m)	Margin (dB)	Azimuth (Degs)
1	.05907	37.26	Pk	11.8	0	-80	-30.94	52.16	-83.1	32.16	-63.1	-	-	-	-	0-360
5	.0599	41.36	Pk	11.8	0	-80	-26.84	52.04	-78.88	32.04	-58.88	-	-	-	-	0-360
2	.18119	46.36	Pk	11	.1	-80	-22.54	-	-	-	-	42.46	-65	22.46	-45	0-360
6	.19187	47.44	Pk	11	.1	-80	-21.46	-	-	-	-	41.96	-63.42	21.96	-43.42	0-360

Pk - Peak detector

Marker	Frequency (MHz)	Meter Reading (dBuV)	Det	Loop Antenna (dB/m)	Cables (dB)	Dist Corr (dB) 40Log	Corrected Reading (dBuVolts)	QP Limit (dBuV/m)	Margin (dB)	Peak Limit (dBuV/m)	Margin (dB)	Avg Limit (dBuV/m)	Margin (dB)	Azimuth (Degs)
3	.5497	38.58	Pk	11.1	.1	-40	9.78	32.8	-23.02	-	-	-	-	0-360
7	1.28443	31.5	Pk	11.3	.1	-40	2.9	25.45	-22.55	-	-	-	-	0-360
8	11.96597	22.32	Pk	11	.5	-40	-6.18	29.5	-35.68	-	-	-	-	0-360
4	12.24998	13.95	Pk	11	.5	-40	-14.55	29.5	-44.05	-	-	-	-	0-360

Pk - Peak detector

UL VERIFICATION SERVICES INC.
47173 Benicia Street, Fremont, CA 94538; USA TEL:(510) 771-1000 FAX:(510) 661-0888
This report shall not be reproduced except in full, without the written approval of UL Verification Services Inc.

9.4. Worst Case Below 1 GHz

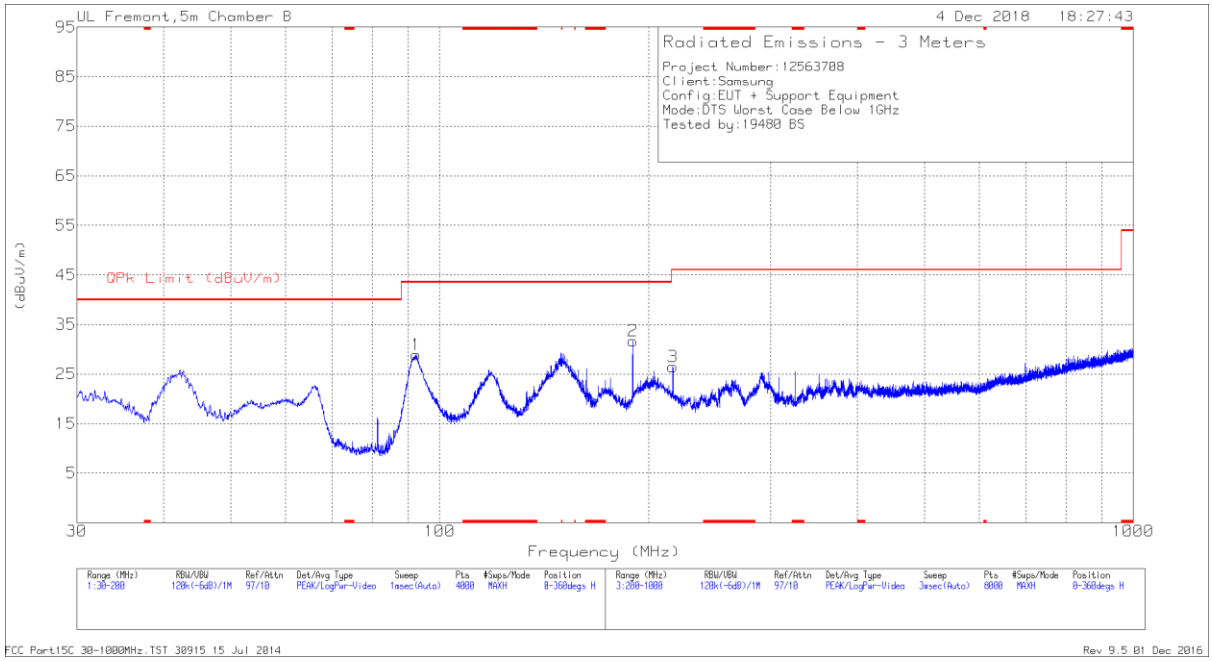

HORIZONTAL

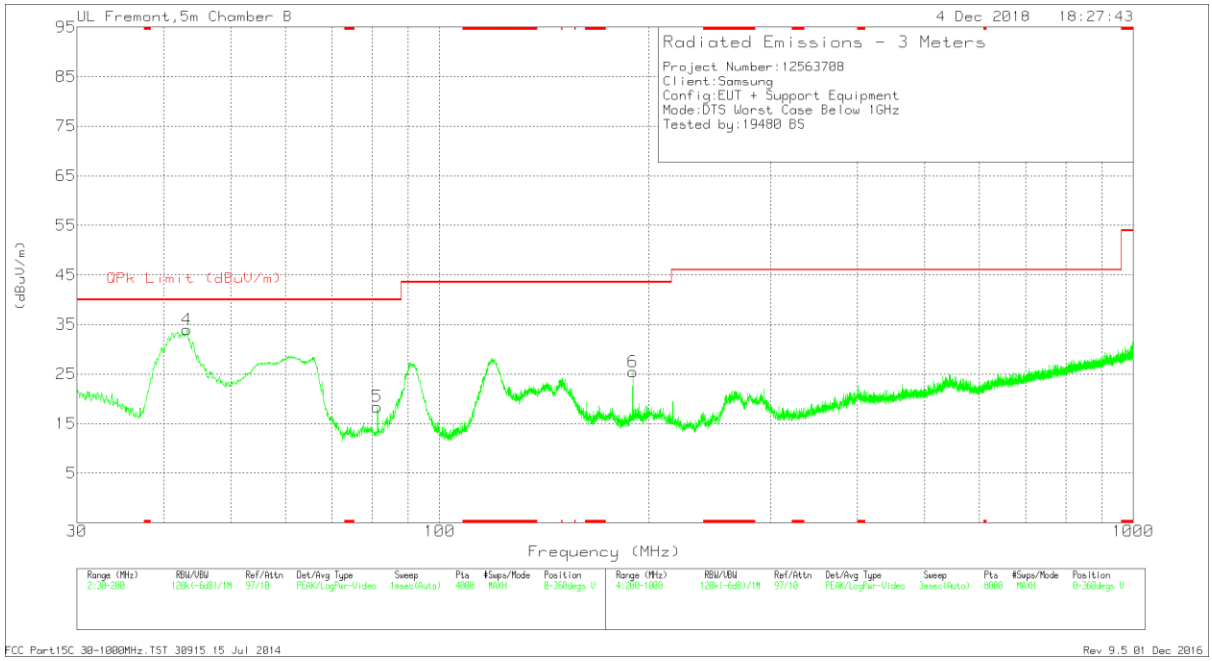

VERTICAL

UL VERIFICATION SERVICES INC.
47173 Benicia Street, Fremont, CA 94538; USA TEL:(510) 771-1000 FAX:(510) 661-0888
This report shall not be reproduced except in full, without the written approval of UL Verification Services Inc.

Below 1GHz DATA

Marker	Frequency (MHz)	Meter Reading (dBuV)	Det	AF T407 (dB/m)	Amp/Cbl (dB)	Corrected Reading (dBuV/m)	QPk Limit (dBuV/m)	Margin (dB)	Azimuth (Degs)	Height (cm)	Polarity
4	43.2209	49.56	Pk	15.6	-31.2	33.96	40	-6.04	0-360	100	V
	43.0902	42.52	Qp	15.6	-31.2	26.92	40	-13.08	0	100	V
5	81.3533	37.83	Pk	11.5	-30.9	18.43	40	-21.57	0-360	100	V
1	92.5337	47.42	Pk	12.2	-30.7	28.92	43.52	-14.6	0-360	200	H
2	189.8414	46.64	Pk	15.3	-30.2	31.74	43.52	-11.78	0-360	200	H
6	189.8414	40.38	Pk	15.3	-30.2	25.48	43.52	-18.04	0-360	100	V
3	216.9022	41.84	Pk	14.6	-30	26.44	46.02	-19.58	0-360	200	H

Pk - Peak detector
Qp - Quasi-Peak detector

UL VERIFICATION SERVICES INC.
47173 Benicia Street, Fremont, CA 94538; USA TEL:(510) 771-1000 FAX:(510) 661-0888
This report shall not be reproduced except in full, without the written approval of UL Verification Services Inc.

9.5. Worst Case 18-26 GHz

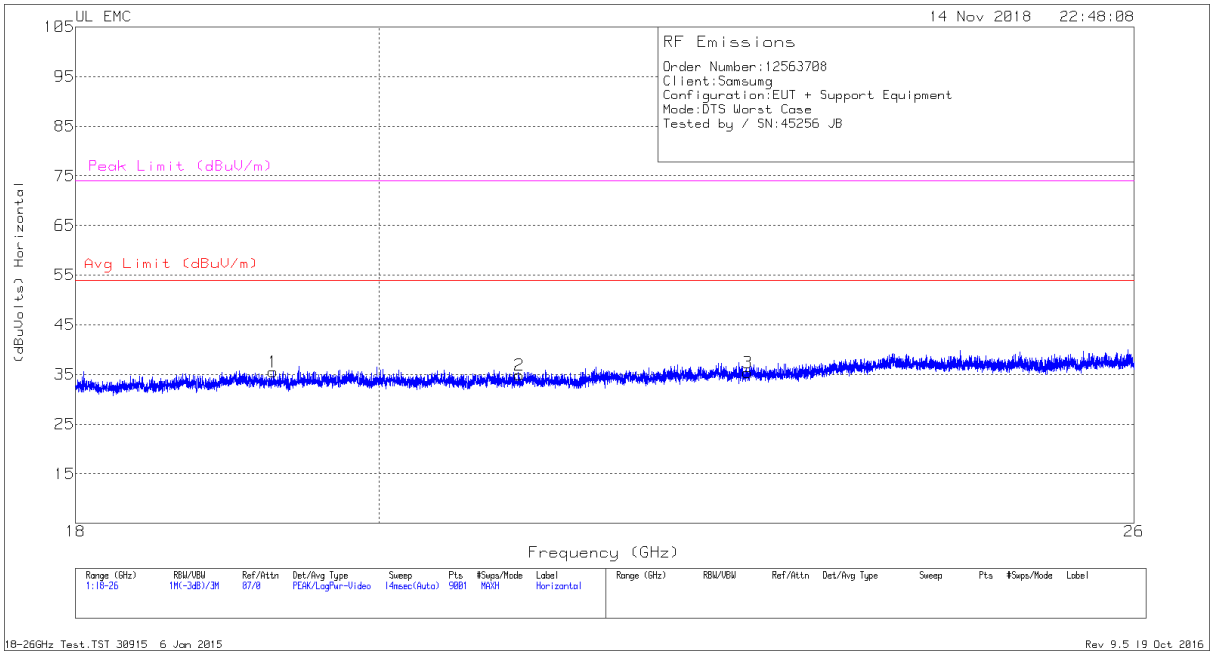

HORIZONTAL

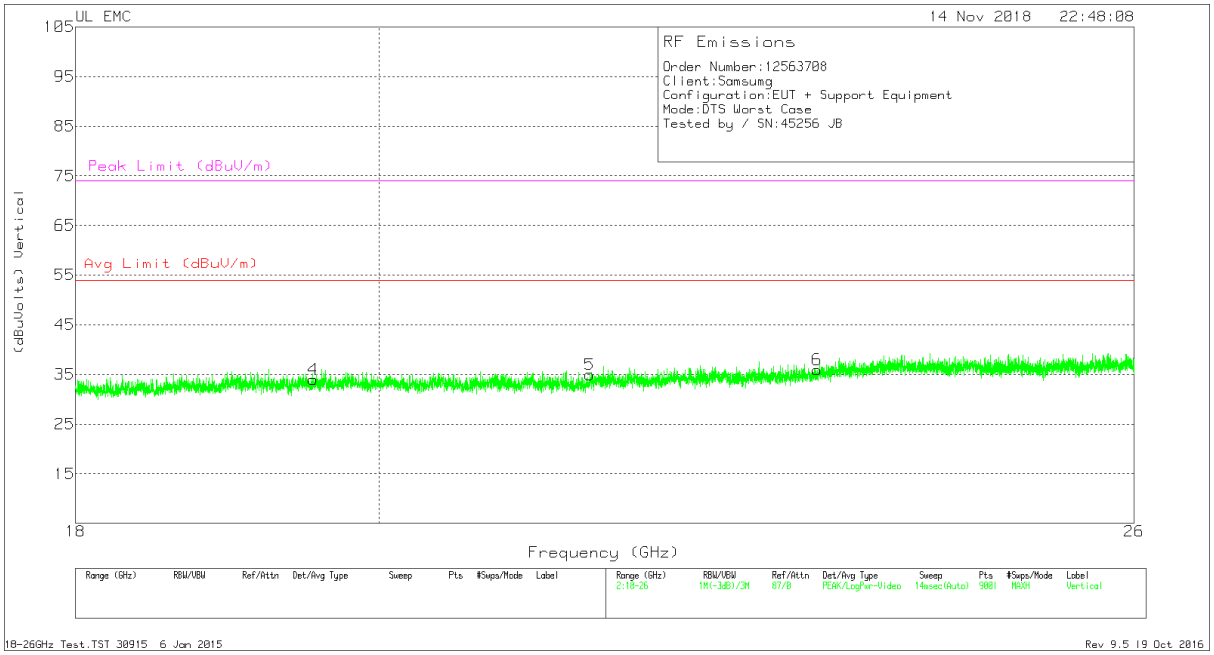

VERTICAL

UL VERIFICATION SERVICES INC.
47173 Benicia Street, Fremont, CA 94538; USA TEL:(510) 771-1000 FAX:(510) 661-0888
This report shall not be reproduced except in full, without the written approval of UL Verification Services Inc.

18 – 26GHz DATA

Marker	Frequency (GHz)	Meter Reading (dBuV)	Det	T89 AF (dB/m)	Amp/Cbl (dB)	Dist Corr (dB)	Corrected Reading (dBuVolts)	Avg Limit (dBuV/m)	Margin (dB)	Peak Limit (dBuV/m)	PK Margin (dB)
1	19.278	37.11	Pk	32.7	-24.8	-9.5	35.51	54	-18.49	74	-38.49
2	20.998	36.97	Pk	33.1	-25.7	-9.5	34.87	54	-19.13	74	-39.13
3	22.732	36.66	Pk	33.5	-25.3	-9.5	35.36	54	-18.64	74	-38.64
4	19.549	35.8	Pk	32.8	-25.1	-9.5	34	54	-20	74	-40
5	21.519	36.75	Pk	33.1	-25.4	-9.5	34.95	54	-19.05	74	-39.05
6	23.288	36.33	Pk	33.8	-24.7	-9.5	35.93	54	-18.07	74	-38.07

Pk - Peak detector

UL VERIFICATION SERVICES INC.
47173 Benicia Street, Fremont, CA 94538; USA TEL:(510) 771-1000 FAX:(510) 661-0888
This report shall not be reproduced except in full, without the written approval of UL Verification Services Inc.

10. AC POWER LINE CONDUCTED EMISSIONS

LIMITS

FCC §15.207 (a)

Frequency of Emission (MHz)	Conducted Limit (dBuV)	
	Quasi-peak	Average
0.15-0.5	66 to 56 *	56 to 46 *
0.5-5	56	46
5-30	60	50

* Decreases with the logarithm of the frequency.

TEST PROCEDURE

The EUT is placed on a non-conducting table 40 cm from the vertical ground plane and 80 cm above the horizontal ground plane. The EUT is configured in accordance with ANSI C63.10.

The receiver is set to a resolution bandwidth of 9 kHz. Peak detection is used unless otherwise noted as quasi-peak or average.

Line conducted data is recorded for both NEUTRAL and HOT lines.

RESULTS

UL VERIFICATION SERVICES INC.
47173 Benicia Street, Fremont, CA 94538; USA TEL:(510) 771-1000 FAX:(510) 661-0888
This report shall not be reproduced except in full, without the written approval of UL Verification Services Inc.

10.1.1. AC Power Line Norm

LINE 1 RESULTS

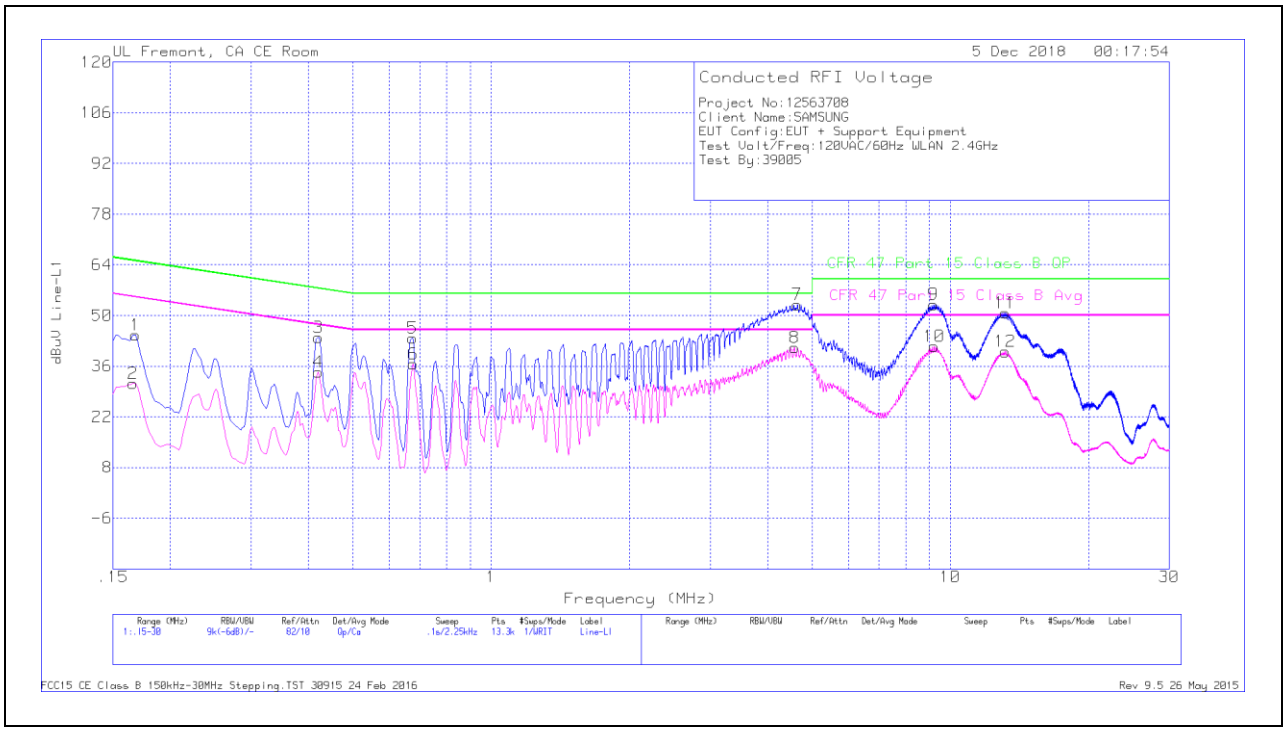

Trace Markers

Range 1: Line-L1 .15 - 30MHz											
Marker	Frequency (MHz)	Meter Reading (dBuV)	Det	LISN L1	LC Cables C1&C3	Limiter (dB)	Corrected Reading dBuV	CFR 47 Part 15 Class B QP	QP Margin (dB)	CFR 47 Part 15 Class B Avg	Av(CISPR) Margin (dB)
1	.168	34.46	Qp	.1	0	10.1	44.66	65.06	-20.4	-	-
2	.16575	21.09	Ca	.1	0	10.1	31.29	-	-	55.17	-23.88
3	.42	33.82	Qp	0	0	10.1	43.92	57.45	-13.53	-	-
4	.42	24.29	Ca	0	0	10.1	34.39	-	-	47.45	-13.06
5	.67425	33.71	Qp	0	0	10.1	43.81	56	-12.19	-	-
6	.6765	26.52	Ca	0	0	10.1	36.62	-	-	46	-9.38
7	4.64325	42.84	Qp	0	.1	10.1	53.04	56	-2.96	-	-
8	4.57575	31.01	Ca	0	.1	10.1	41.21	-	-	46	-4.79
9	9.20175	42.64	Qp	0	.2	10.2	53.04	60	-6.96	-	-
10	9.213	31.03	Ca	0	.2	10.2	41.43	-	-	50	-8.57
11	13.164	40.17	Qp	.1	.2	10.2	50.67	60	-9.33	-	-
12	13.1685	29.51	Ca	.1	.2	10.2	40.01	-	-	50	-9.99

Qp - Quasi-Peak detector
Ca - CISPR average detection

UL VERIFICATION SERVICES INC.
47173 Benicia Street, Fremont, CA 94538; USA TEL:(510) 771-1000 FAX:(510) 661-0888
This report shall not be reproduced except in full, without the written approval of UL Verification Services Inc.

LINE 2 RESULTS

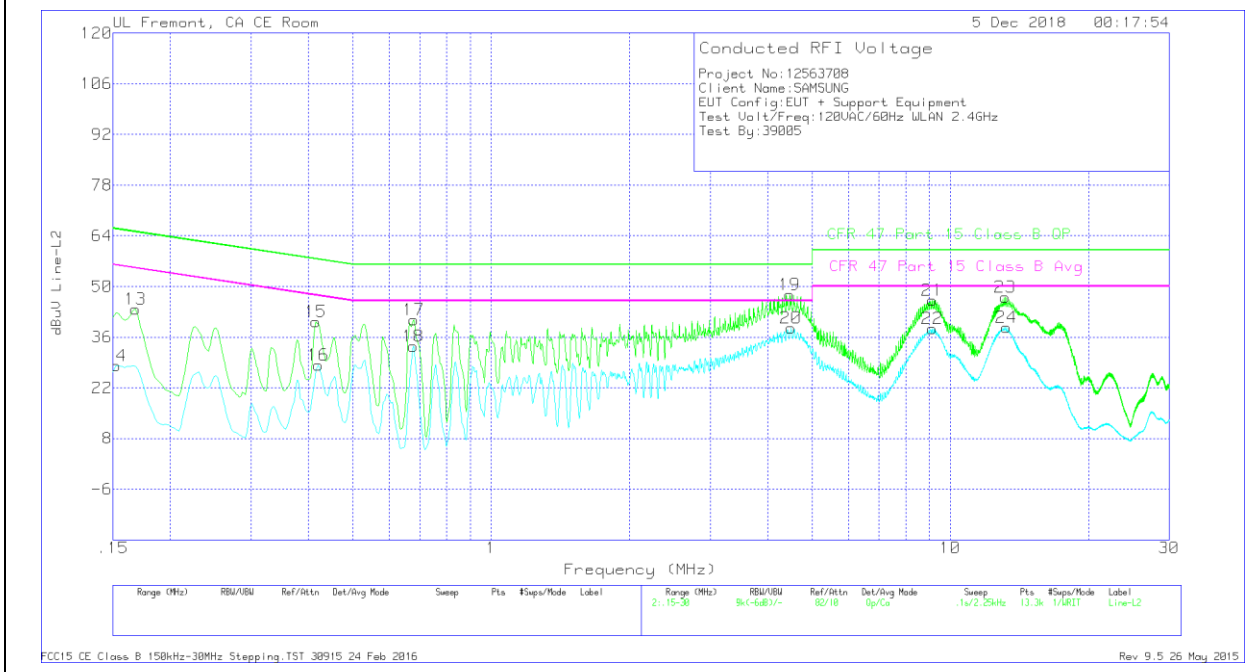

Trace Markers

Range 2: Line-L2 .15 - 30MHz											
Marker	Frequency (MHz)	Meter Reading (dBuV)	Det	LISN L2	LC Cables C2&C3	Limiter (dB)	Corrected Reading dBuV	CFR 47 Part 15 Class B QP	QP Margin (dB)	CFR 47 Part 15 Class B Avg	Av(CISPR) Margin (dB)
13	.168	33.54	Qp	.1	0	10.1	43.74	65.06	-21.32	-	-
14	.15225	17.92	Ca	.1	0	10.1	28.12	-	-	55.88	-27.76
15	.4155	30.17	Qp	0	0	10.1	40.27	57.54	-17.27	-	-
16	.42	18.24	Ca	0	0	10.1	28.34	-	-	47.45	-19.11
17	.67875	30.73	Qp	0	0	10.1	40.83	56	-15.17	-	-
18	.6765	23.42	Ca	0	0	10.1	33.52	-	-	46	-12.48
19	4.4745	37.56	Qp	0	.1	10.1	47.76	56	-8.24	-	-
20	4.497	28.29	Ca	0	.1	10.1	38.49	-	-	46	-7.51
21	9.1365	35.83	Qp	0	.2	10.2	46.23	60	-13.77	-	-
22	9.13425	27.92	Ca	0	.2	10.2	38.32	-	-	50	-11.68
23	13.173	36.5	Qp	.1	.2	10.2	47	60	-13	-	-
24	13.25175	28.26	Ca	.1	.2	10.2	38.76	-	-	50	-11.24

Qp - Quasi-Peak detector
Ca - CISPR average detection

UL VERIFICATION SERVICES INC.
47173 Benicia Street, Fremont, CA 94538; USA TEL:(510) 771-1000 FAX:(510) 661-0888
This report shall not be reproduced except in full, without the written approval of UL Verification Services Inc.