11. SETUP PHOTOS

RADIATED MEASUREMENT SETUP AND XYZ (GLASS)	
	
BELOW 1GHz FRONT PHOTO	BELOW 1GHz BACK PHOTO
ABOVE 1GHz FRONT PHOTO	ABOVE 1GHz BACK PHOTO
	
X-AXIS FRONT PHOTO	Y-AXIS FRONT PHOTO

UL VERIFICATION SERVICES INC. FORM NO: CCSUP4031B
47173 Benicia Street, Fremont, CA 94538; USA TEL:(510) 771-1000 FAX:(510) 661-0888
This report shall not be reproduced except in full, without the written approval of UL Verification Services Inc.

Z-AXIS FRONT PHOTO

This report shall not be reproduced except in full, without the written approval of UL Verification Services Inc.

ANTENNA PORT CONDUCTED RF MEASUREMENT SETUP AND FREQUENCY STABILITY (GLASS)	
	
ANTENNA PORT CONDUCTED PHOTO	FREQUENCY STABILITY

RADIATED MEASUREMENT SETUP (CERAMIC)	
	
ABOVE 1GHz FRONT PHOTO	ABOVE 1GHz BACK PHOTO

END OF REPORT

UL VERIFICATION SERVICES INC. FORM NO: CCSUP4031B
47173 Benicia Street, Fremont, CA 94538; USA TEL:(510) 771-1000 FAX:(510) 661-0888
This report shall not be reproduced except in full, without the written approval of UL Verification Services Inc.