LOW CHANNEL

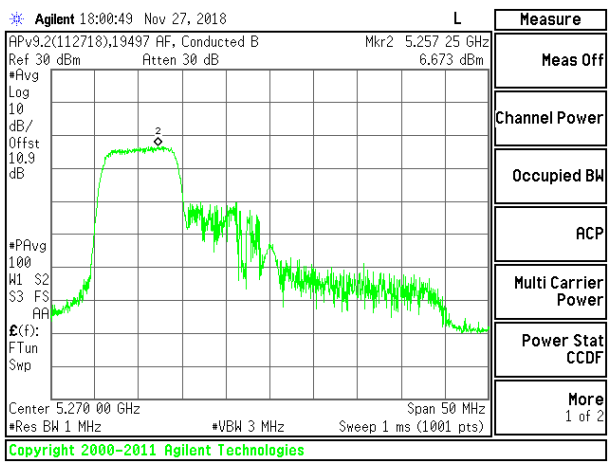

LOW CHANNEL CHAIN 0

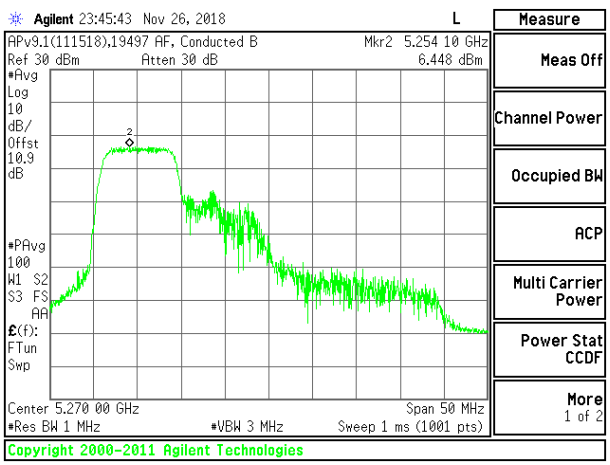

LOW CHANNEL CHAIN 1

HIGH CHANNEL

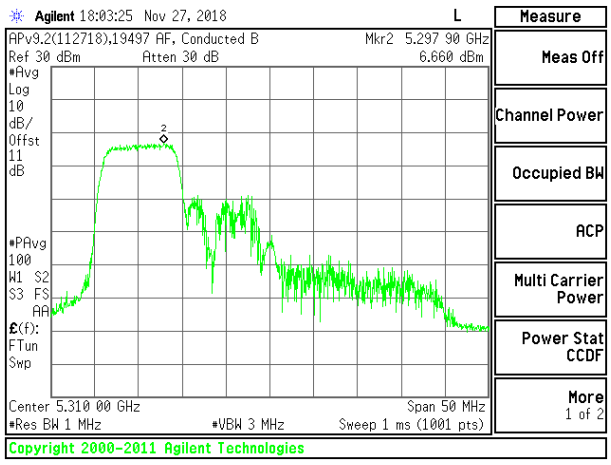

HIGH CHANNEL CHAIN 0

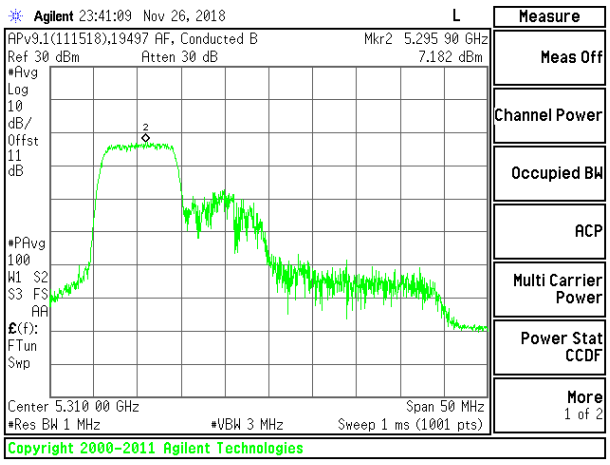

HIGH CHANNEL CHAIN 1

UL VERIFICATION SERVICES INC.
47173 Benicia Street, Fremont, CA 94538; USA TEL:(510) 771-1000 FAX:(510) 661-0888
This report shall not be reproduced except in full, without the written approval of UL Verification Services Inc.

2TX Antenna 1 + Antenna 2 OFDMA MODE – 106-Tones, RU Index 54

Bandwidth, Antenna Gain, and Limits

Channel	Frequency (MHz)	Min 26 dB BW (MHz)	Directional Gain for Power (dBi)	Directional Gain for PSD (dBi)	Power Limit (dBm)	PSD Limit (dBm/1MHz)
Low	5270	27.30	-5.61	-2.84	24.00	11.00
High	5310	27.60	-5.61	-2.84	24.00	11.00

Duty Cycle CF (dB)	0.49	Included in Calculations of Corr'd PSD

Output Power Results

Channel	Frequency (MHz)	Chain 0 Meas Power (dBm)	Chain 1 Meas Power (dBm)	Total Corr'd Power (dBm)	Power Limit (dBm)	Power Margin (dB)
Low	5270	15.77	15.43	18.61	24.00	-5.39
High	5310	15.74	15.77	18.77	24.00	-5.23

PSD Results

Channel	Frequency (MHz)	Chain 0 Meas PSD (dBm/1MHz)	Chain 1 Meas PSD (dBm/1MHz)	Total Corr'd PSD (dBm/1MHz)	PSD Limit (dBm/1MHz)	PSD Margin (dB)
Low	5270	6.975	7.044	10.51	11.00	-0.49
High	5310	6.724	7.277	10.51	11.00	-0.49

UL VERIFICATION SERVICES INC.
47173 Benicia Street, Fremont, CA 94538; USA TEL:(510) 771-1000 FAX:(510) 661-0888
This report shall not be reproduced except in full, without the written approval of UL Verification Services Inc.

LOW CHANNEL

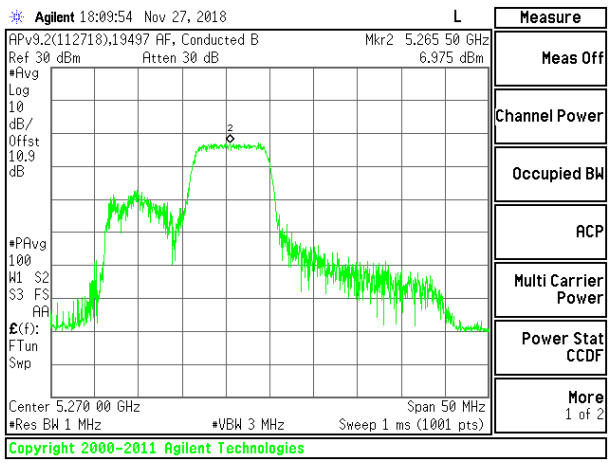

LOW CHANNEL CHAIN 0

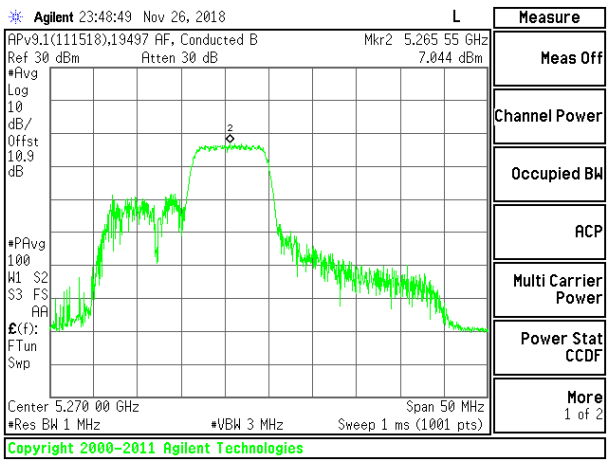

LOW CHANNEL CHAIN 1

HIGH CHANNEL

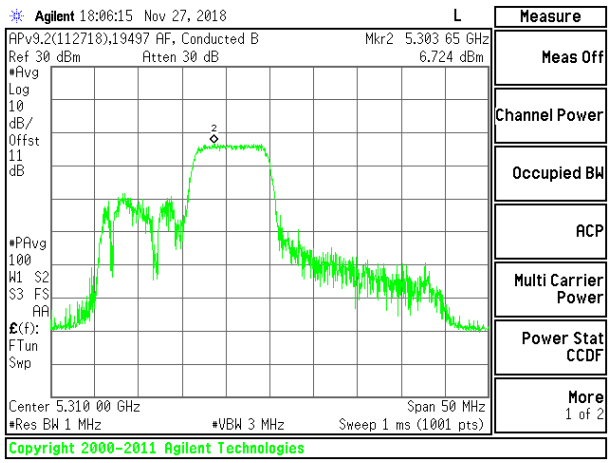

HIGH CHANNEL CHAIN 0

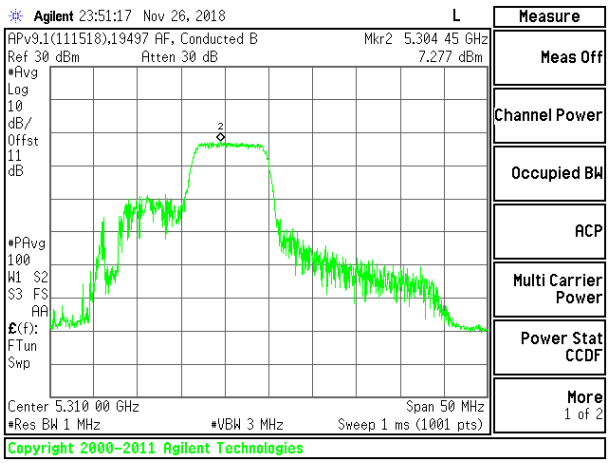

HIGH CHANNEL CHAIN 1

UL VERIFICATION SERVICES INC.
47173 Benicia Street, Fremont, CA 94538; USA TEL:(510) 771-1000 FAX:(510) 661-0888
This report shall not be reproduced except in full, without the written approval of UL Verification Services Inc.

2TX Antenna 1 + Antenna 2 OFDMA MODE – 106-Tones, RU Index 56

Bandwidth, Antenna Gain, and Limits

Channel	Frequency (MHz)	Min 26 dB BW (MHz)	Directional Gain for Power (dBi)	Directional Gain for PSD (dBi)	Power Limit (dBm)	PSD Limit (dBm/1MHz)
Low	5270	21.50	-5.61	-2.84	24.00	11.00
High	5310	21.40	-5.61	-2.84	24.00	11.00

Duty Cycle CF (dB)	0.49	Included in Calculations of Corr'd PSD

Output Power Results

Channel	Frequency (MHz)	Chain 0 Meas Power (dBm)	Chain 1 Meas Power (dBm)	Total Corr'd Power (dBm)	Power Limit (dBm)	Power Margin (dB)
Low	5270	15.15	15.08	18.13	24.00	-5.87
High	5310	14.98	15.40	18.21	24.00	-5.79

PSD Results

Channel	Frequency (MHz)	Chain 0 Meas PSD (dBm/1MHz)	Chain 1 Meas PSD (dBm/1MHz)	Total Corr'd PSD (dBm/1MHz)	PSD Limit (dBm/1MHz)	PSD Margin (dB)
Low	5270	6.332	7.066	10.21	11.00	-0.79
High	5310	6.569	6.980	10.28	11.00	-0.72

UL VERIFICATION SERVICES INC.
47173 Benicia Street, Fremont, CA 94538; USA TEL:(510) 771-1000 FAX:(510) 661-0888
This report shall not be reproduced except in full, without the written approval of UL Verification Services Inc.

LOW CHANNEL

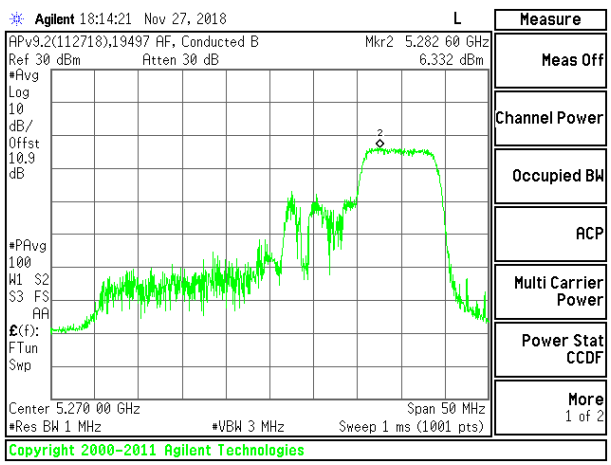

LOW CHANNEL CHAIN 0

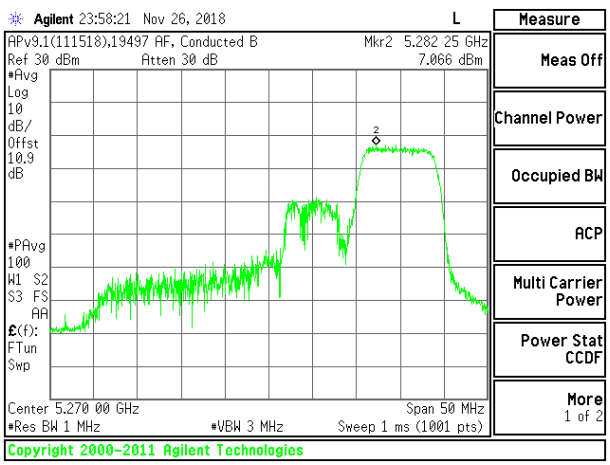

LOW CHANNEL CHAIN 1

HIGH CHANNEL

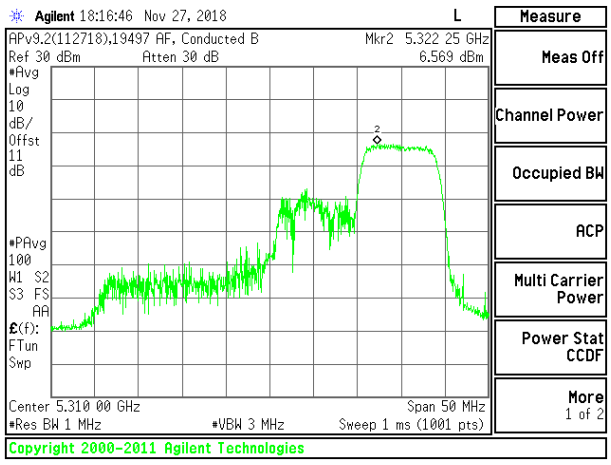

HIGH CHANNEL CHAIN 0

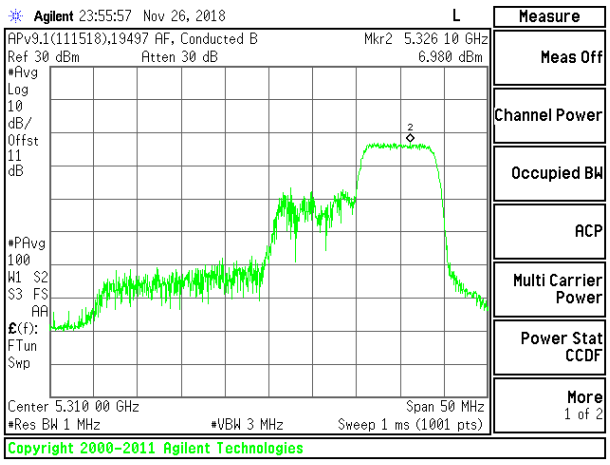

HIGH CHANNEL CHAIN 1

UL VERIFICATION SERVICES INC.
47173 Benicia Street, Fremont, CA 94538; USA TEL:(510) 771-1000 FAX:(510) 661-0888
This report shall not be reproduced except in full, without the written approval of UL Verification Services Inc.

2TX Antenna 1 + Antenna 2 OFDMA MODE – 52-Tones, RU Index 37

Bandwidth, Antenna Gain, and Limits

Channel	Frequency (MHz)	Min 26 dB BW (MHz)	Directional Gain for Power (dBi)	Directional Gain for PSD (dBi)	Power Limit (dBm)	PSD Limit (dBm/1MHz)
Low	5270	20.60	-5.61	-2.84	24.00	11.00
High	5310	20.80	-5.61	-2.84	24.00	11.00

Duty Cycle CF (dB)	0.21	Included in Calculations of Corr'd PSD

Output Power Results

Channel	Frequency (MHz)	Chain 0 Meas Power (dBm)	Chain 1 Meas Power (dBm)	Total Corr'd Power (dBm)	Power Limit (dBm)	Power Margin (dB)
Low	5270	12.86	12.23	15.57	24.00	-8.43
High	5310	12.87	12.65	15.77	24.00	-8.23

PSD Results

Channel	Frequency (MHz)	Chain 0 Meas PSD (dBm/1MHz)	Chain 1 Meas PSD (dBm/1MHz)	Total Corr'd PSD (dBm/1MHz)	PSD Limit (dBm/1MHz)	PSD Margin (dB)
Low	5270	7.273	6.998	10.36	11.00	-0.64
High	5310	7.411	7.158	10.51	11.00	-0.49

UL VERIFICATION SERVICES INC.
47173 Benicia Street, Fremont, CA 94538; USA TEL:(510) 771-1000 FAX:(510) 661-0888
This report shall not be reproduced except in full, without the written approval of UL Verification Services Inc.

LOW CHANNEL

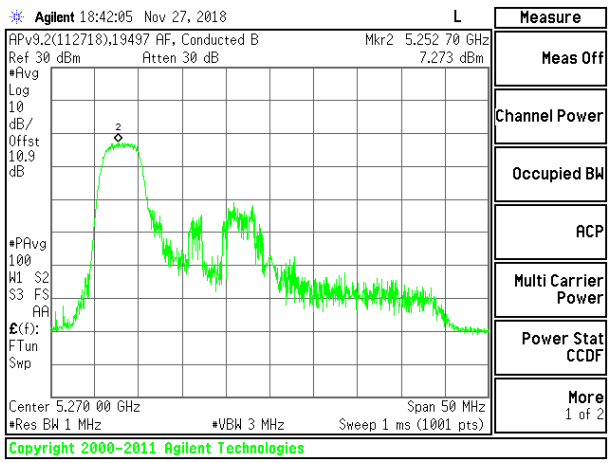

LOW CHANNEL CHAIN 0

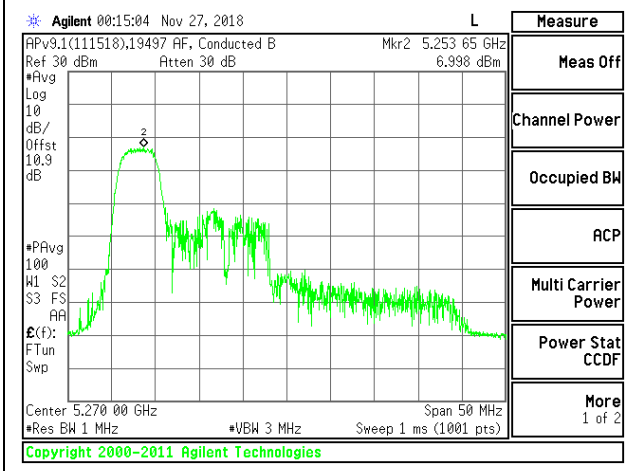

LOW CHANNEL CHAIN 1

HIGH CHANNEL

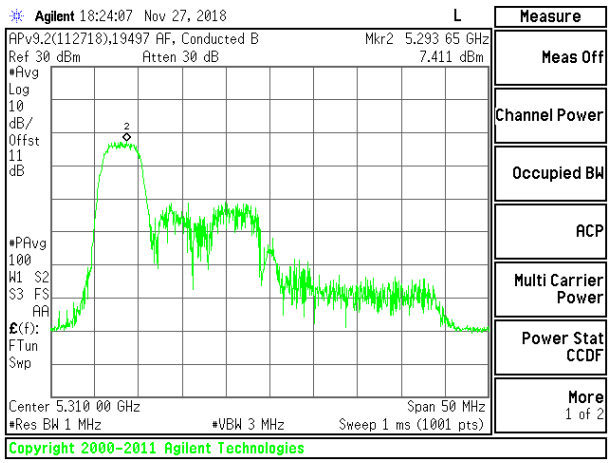

HIGH CHANNEL CHAIN 0

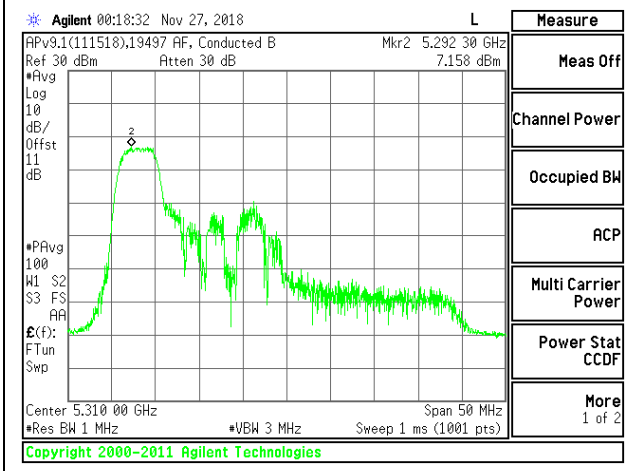

HIGH CHANNEL CHAIN 1

UL VERIFICATION SERVICES INC.
47173 Benicia Street, Fremont, CA 94538; USA TEL:(510) 771-1000 FAX:(510) 661-0888
This report shall not be reproduced except in full, without the written approval of UL Verification Services Inc.

2TX Antenna 1 + Antenna 2 OFDMA MODE – 52-Tones, RU Index 40

Bandwidth, Antenna Gain, and Limits

Channel	Frequency (MHz)	Min 26 dB BW (MHz)	Directional Gain for Power (dBi)	Directional Gain for PSD (dBi)	Power Limit (dBm)	PSD Limit (dBm/1MHz)
Low	5270	26.20	-5.61	-2.84	24.00	11.00
High	5310	25.40	-5.61	-2.84	24.00	11.00

Duty Cycle CF (dB)	0.21	Included in Calculations of Corr'd PSD

Output Power Results

Channel	Frequency (MHz)	Chain 0 Meas Power (dBm)	Chain 1 Meas Power (dBm)	Total Corr'd Power (dBm)	Power Limit (dBm)	Power Margin (dB)
Low	5270	13.24	13.04	16.15	24.00	-7.85
High	5310	13.45	13.42	16.45	24.00	-7.55

PSD Results

Channel	Frequency (MHz)	Chain 0 Meas PSD (dBm/1MHz)	Chain 1 Meas PSD (dBm/1MHz)	Total Corr'd PSD (dBm/1MHz)	PSD Limit (dBm/1MHz)	PSD Margin (dB)
Low	5270	7.611	7.244	10.65	11.00	-0.35
High	5310	7.341	7.625	10.71	11.00	-0.29

UL VERIFICATION SERVICES INC.
47173 Benicia Street, Fremont, CA 94538; USA TEL:(510) 771-1000 FAX:(510) 661-0888
This report shall not be reproduced except in full, without the written approval of UL Verification Services Inc.

LOW CHANNEL

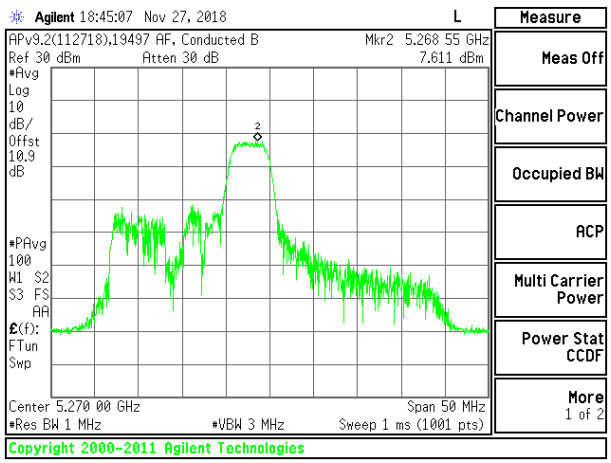

LOW CHANNEL CHAIN 0

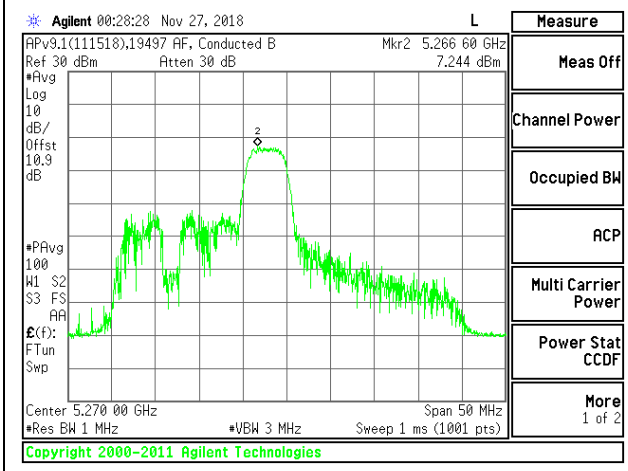

LOW CHANNEL CHAIN 1

HIGH CHANNEL

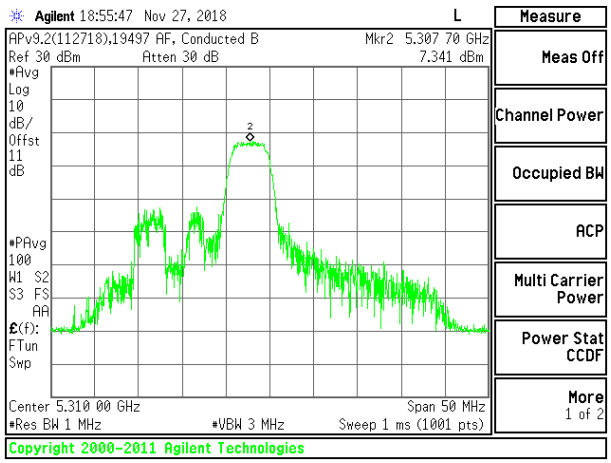

HIGH CHANNEL CHAIN 0

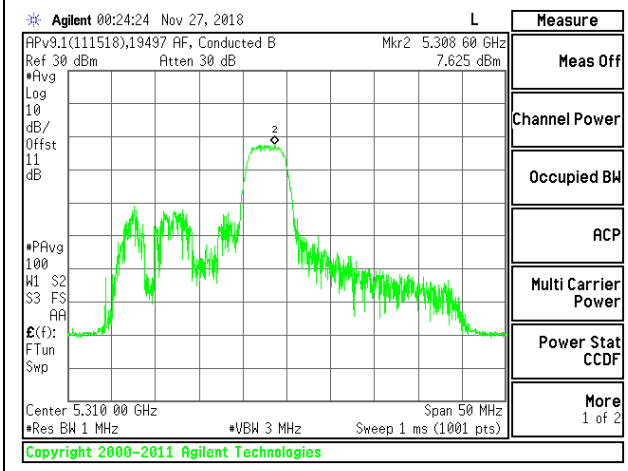

HIGH CHANNEL CHAIN 1

UL VERIFICATION SERVICES INC.
47173 Benicia Street, Fremont, CA 94538; USA TEL:(510) 771-1000 FAX:(510) 661-0888
This report shall not be reproduced except in full, without the written approval of UL Verification Services Inc.

2TX Antenna 1 + Antenna 2 OFDMA MODE – 52-Tones, RU Index 44

Bandwidth, Antenna Gain, and Limits

Channel	Frequency (MHz)	Min 26 dB BW (MHz)	Directional Gain for Power (dBi)	Directional Gain for PSD (dBi)	Power Limit (dBm)	PSD Limit (dBm/1MHz)
Low	5270	20.10	-5.61	-2.84	24.00	11.00
High	5310	20.20	-5.61	-2.84	24.00	11.00

Duty Cycle CF (dB)	0.21	Included in Calculations of Corr'd PSD

Output Power Results

Channel	Frequency (MHz)	Chain 0 Meas Power (dBm)	Chain 1 Meas Power (dBm)	Total Corr'd Power (dBm)	Power Limit (dBm)	Power Margin (dB)
Low	5270	12.67	12.35	15.52	24.00	-8.48
High	5310	12.44	12.72	15.59	24.00	-8.41

PSD Results

Channel	Frequency (MHz)	Chain 0 Meas PSD (dBm/1MHz)	Chain 1 Meas PSD (dBm/1MHz)	Total Corr'd PSD (dBm/1MHz)	PSD Limit (dBm/1MHz)	PSD Margin (dB)
Low	5270	6.911	7.031	10.19	11.00	-0.81
High	5310	6.948	7.240	10.32	11.00	-0.68

UL VERIFICATION SERVICES INC.
47173 Benicia Street, Fremont, CA 94538; USA TEL:(510) 771-1000 FAX:(510) 661-0888
This report shall not be reproduced except in full, without the written approval of UL Verification Services Inc.

LOW CHANNEL

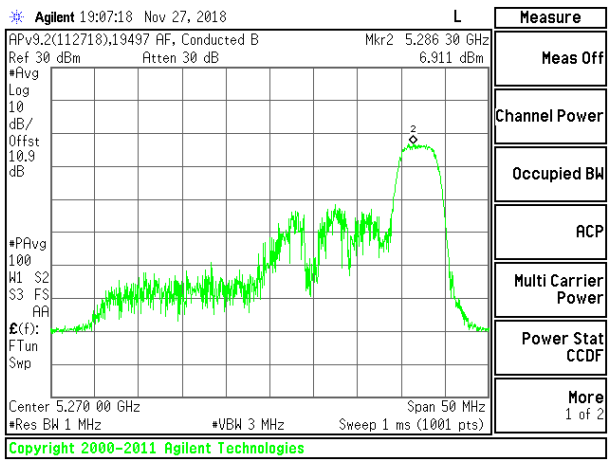

LOW CHANNEL CHAIN 0

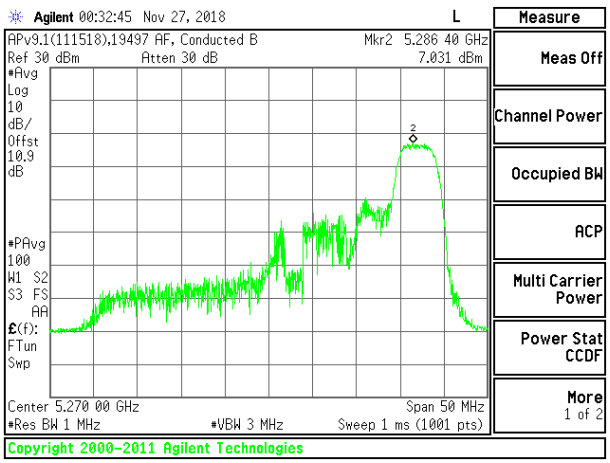

LOW CHANNEL CHAIN 1

HIGH CHANNEL

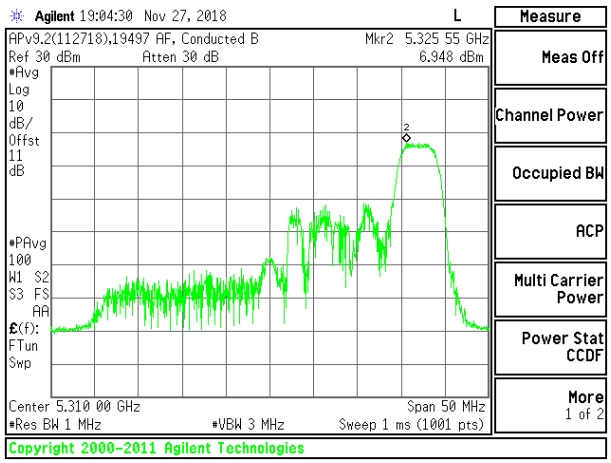

HIGH CHANNEL CHAIN 0

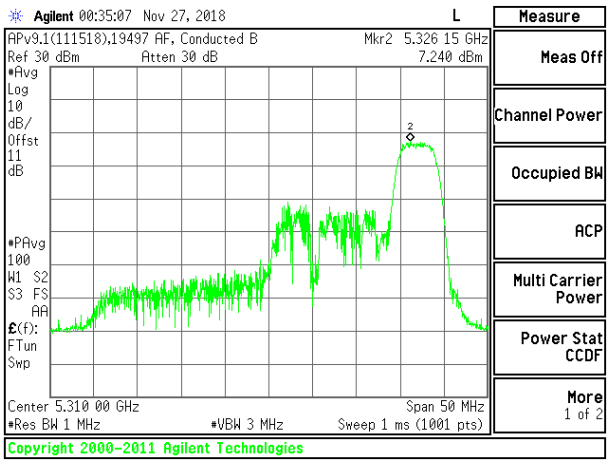

HIGH CHANNEL CHAIN 1

UL VERIFICATION SERVICES INC.
47173 Benicia Street, Fremont, CA 94538; USA TEL:(510) 771-1000 FAX:(510) 661-0888
This report shall not be reproduced except in full, without the written approval of UL Verification Services Inc.

2TX Antenna 1 + Antenna 2 OFDMA MODE – 26-Tones, RU Index 0

Bandwidth, Antenna Gain, and Limits

Channel	Frequency (MHz)	Min 26 dB BW (MHz)	Directional Gain for Power (dBi)	Directional Gain for PSD (dBi)	Power Limit (dBm)	PSD Limit (dBm/1MHz)
Low	5270	19.90	-5.61	-2.84	23.99	11.00
High	5310	20.80	-5.61	-2.84	24.00	11.00

Duty Cycle CF (dB)	0.11	Included in Calculations of Corr'd PSD

Output Power Results

Channel	Frequency (MHz)	Chain 0 Meas Power (dBm)	Chain 1 Meas Power (dBm)	Total Corr'd Power (dBm)	Power Limit (dBm)	Power Margin (dB)
Low	5270	10.39	10.35	13.38	23.99	-10.61
High	5310	10.69	10.58	13.65	24.00	-10.35

PSD Results

Channel	Frequency (MHz)	Chain 0 Meas PSD (dBm/1MHz)	Chain 1 Meas PSD (dBm/1MHz)	Total Corr'd PSD (dBm/1MHz)	PSD Limit (dBm/1MHz)	PSD Margin (dB)
Low	5270	7.124	6.291	9.85	11.00	-1.15
High	5310	6.682	6.794	9.86	11.00	-1.14

UL VERIFICATION SERVICES INC.
47173 Benicia Street, Fremont, CA 94538; USA TEL:(510) 771-1000 FAX:(510) 661-0888
This report shall not be reproduced except in full, without the written approval of UL Verification Services Inc.

LOW CHANNEL

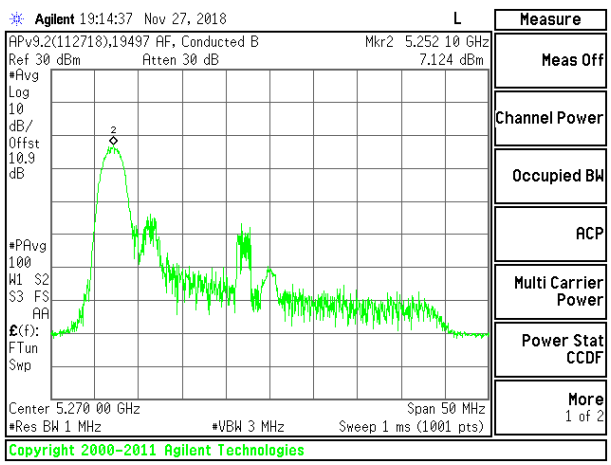

LOW CHANNEL CHAIN 0

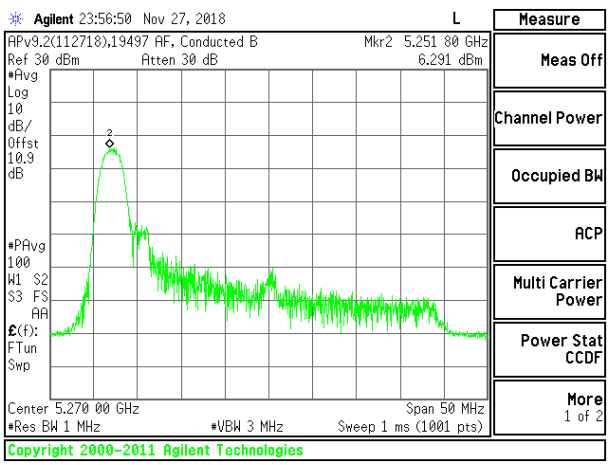

LOW CHANNEL CHAIN 1

HIGH CHANNEL

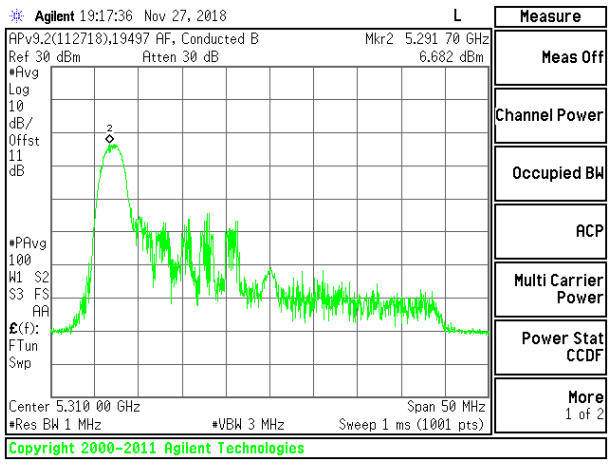

HIGH CHANNEL CHAIN 0

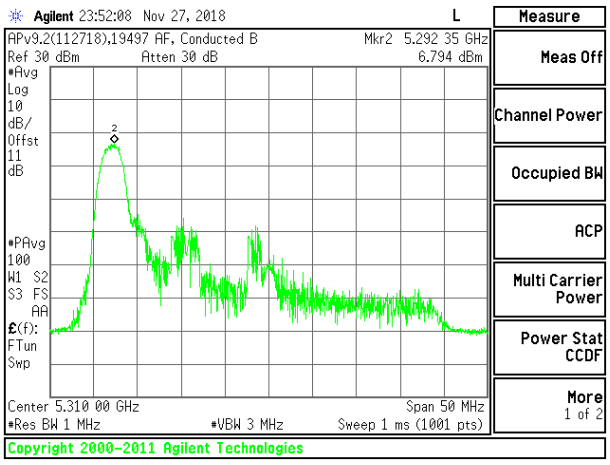

HIGH CHANNEL CHAIN 1

UL VERIFICATION SERVICES INC.
47173 Benicia Street, Fremont, CA 94538; USA TEL:(510) 771-1000 FAX:(510) 661-0888
This report shall not be reproduced except in full, without the written approval of UL Verification Services Inc.

2TX Antenna 1 + Antenna 2 OFDMA MODE – 26-Tones, RU Index 8

Bandwidth, Antenna Gain, and Limits

Channel	Frequency (MHz)	Min 26 dB BW (MHz)	Directional Gain for Power (dBi)	Directional Gain for PSD (dBi)	Power Limit (dBm)	PSD Limit (dBm/1MHz)
Low	5270	24.20	-5.61	-2.84	24.00	11.00
High	5310	26.30	-5.61	-2.84	24.00	11.00

Duty Cycle CF (dB)	0.11	Included in Calculations of Corr'd PSD

Output Power Results

Channel	Frequency (MHz)	Chain 0 Meas Power (dBm)	Chain 1 Meas Power (dBm)	Total Corr'd Power (dBm)	Power Limit (dBm)	Power Margin (dB)
Low	5270	10.62	10.44	13.54	24.00	-10.46
High	5310	10.19	10.60	13.41	24.00	-10.59

PSD Results

Channel	Frequency (MHz)	Chain 0 Meas PSD (dBm/1MHz)	Chain 1 Meas PSD (dBm/1MHz)	Total Corr'd PSD (dBm/1MHz)	PSD Limit (dBm/1MHz)	PSD Margin (dB)
Low	5270	7.423	6.206	9.98	11.00	-1.02
High	5310	7.242	7.014	10.25	11.00	-0.75

UL VERIFICATION SERVICES INC.
47173 Benicia Street, Fremont, CA 94538; USA TEL:(510) 771-1000 FAX:(510) 661-0888
This report shall not be reproduced except in full, without the written approval of UL Verification Services Inc.

LOW CHANNEL

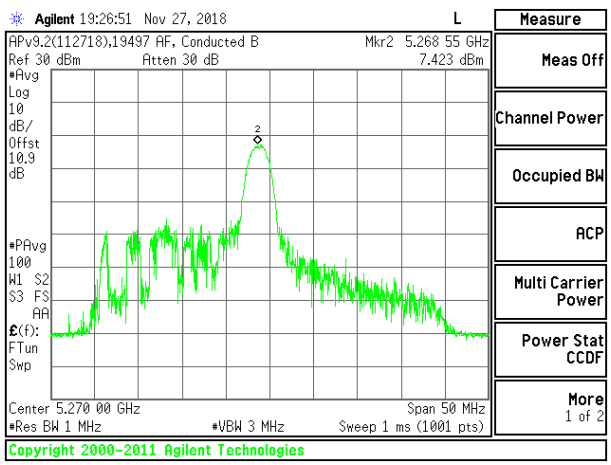

LOW CHANNEL CHAIN 0

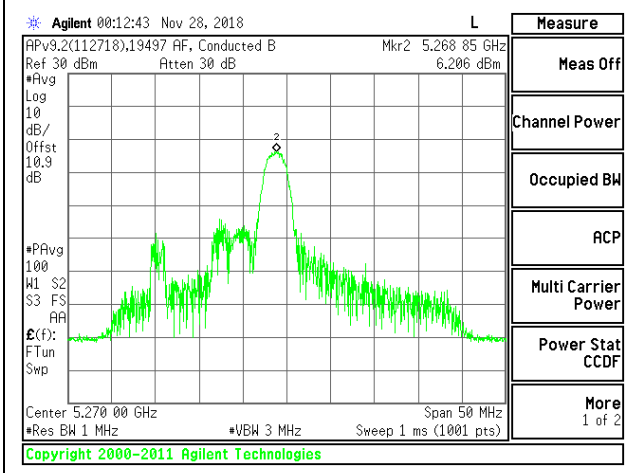

LOW CHANNEL CHAIN 1

HIGH CHANNEL

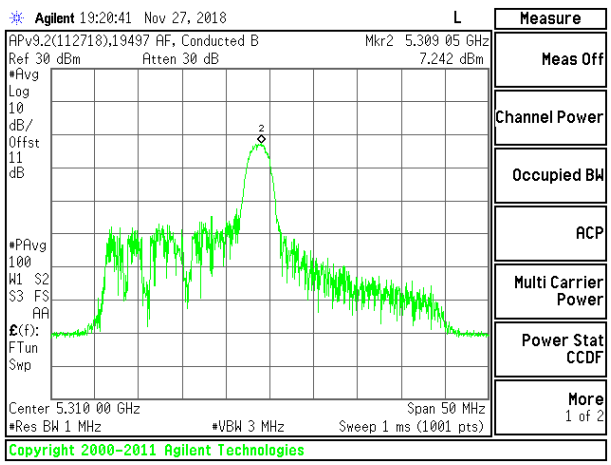

HIGH CHANNEL CHAIN 0

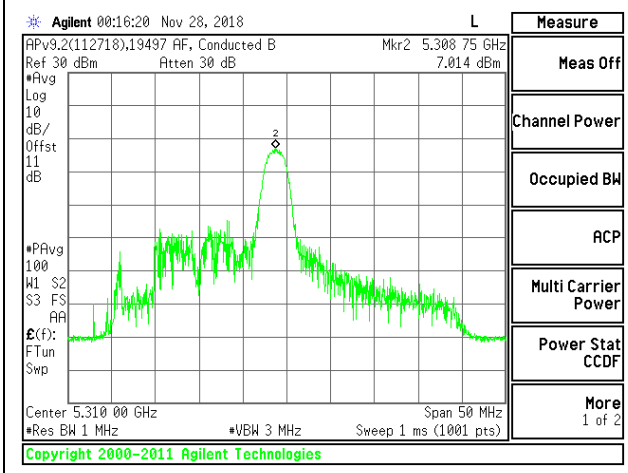

HIGH CHANNEL CHAIN 1

UL VERIFICATION SERVICES INC.
47173 Benicia Street, Fremont, CA 94538; USA TEL:(510) 771-1000 FAX:(510) 661-0888
This report shall not be reproduced except in full, without the written approval of UL Verification Services Inc.

2TX Antenna 1 + Antenna 2 OFDMA MODE – 26-Tones, RU Index 17

Bandwidth, Antenna Gain, and Limits

Channel	Frequency (MHz)	Min 26 dB BW (MHz)	Directional Gain for Power (dBi)	Directional Gain for PSD (dBi)	Power Limit (dBm)	PSD Limit (dBm/1MHz)
Low	5270	20.00	-5.61	-2.84	24.00	11.00
High	5310	19.70	-5.61	-2.84	23.94	11.00

Duty Cycle CF (dB)	0.11	Included in Calculations of Corr'd PSD

Output Power Results

Channel	Frequency (MHz)	Chain 0 Meas Power (dBm)	Chain 1 Meas Power (dBm)	Total Corr'd Power (dBm)	Power Limit (dBm)	Power Margin (dB)
Low	5270	9.87	10.17	13.03	24.00	-10.97
High	5310	9.60	10.21	12.93	23.94	-11.02

PSD Results

Channel	Frequency (MHz)	Chain 0 Meas PSD (dBm/1MHz)	Chain 1 Meas PSD (dBm/1MHz)	Total Corr'd PSD (dBm/1MHz)	PSD Limit (dBm/1MHz)	PSD Margin (dB)
Low	5270	6.145	6.203	9.29	11.00	-1.71
High	5310	6.080	6.520	9.43	11.00	-1.57

UL VERIFICATION SERVICES INC.
47173 Benicia Street, Fremont, CA 94538; USA TEL:(510) 771-1000 FAX:(510) 661-0888
This report shall not be reproduced except in full, without the written approval of UL Verification Services Inc.

LOW CHANNEL

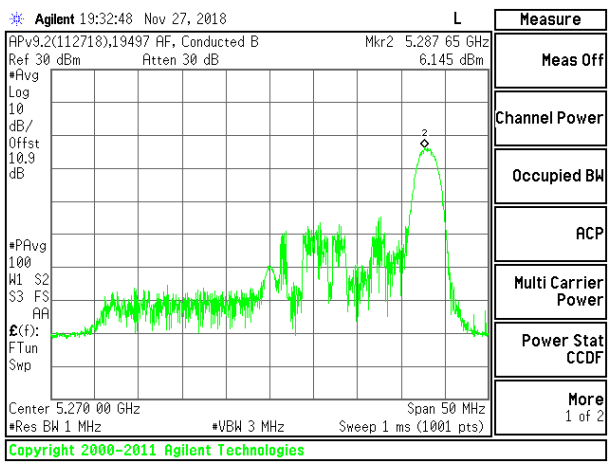

LOW CHANNEL CHAIN 0

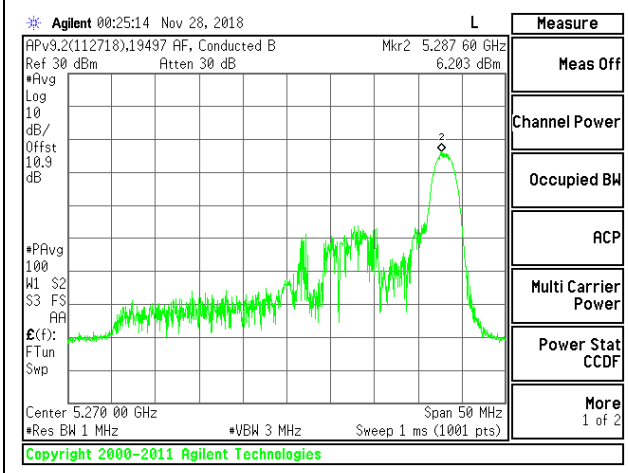

LOW CHANNEL CHAIN 1

HIGH CHANNEL

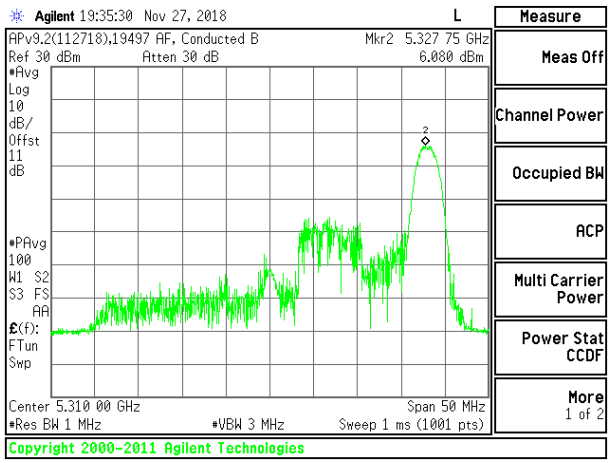

HIGH CHANNEL CHAIN 0

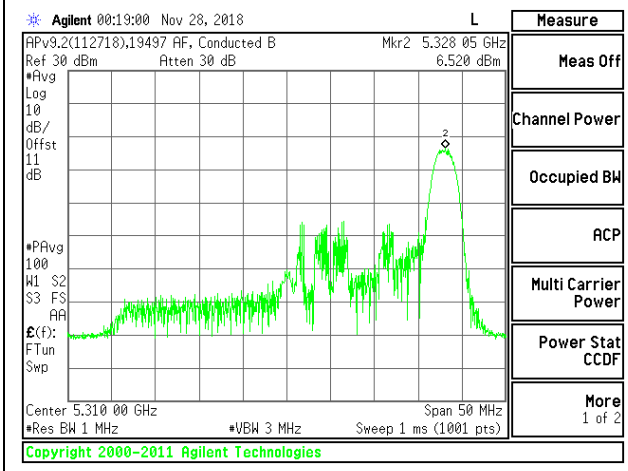

HIGH CHANNEL CHAIN 1

UL VERIFICATION SERVICES INC.
47173 Benicia Street, Fremont, CA 94538; USA TEL:(510) 771-1000 FAX:(510) 661-0888
This report shall not be reproduced except in full, without the written approval of UL Verification Services Inc.

9.5.14. 802.11ax HE80 MODE IN THE 5.3 GHz BAND

1TX SISO MODE

Bandwidth, Antenna Gain, and Limits

Channel	Frequency (MHz)	Min 26 dB BW (MHz)	Chain 0 Directional Gain for Power (dBi)	Chain 1 Directional Gain for Power (dBi)	Power Power Limit (dBm)
Mid	5290	21.20	-4.00	-8.20	24.00

Output Power Results

Channel	Frequency (MHz)	Tone	RU Index	Chain 0 Meas Power (dBm)	Chain 1 Meas Power (dBm)	Chain 0 Corr'd Power (dBm)	Chain 1 Corr'd Power (dBm)	Power Limit (dBm)	Power Margin (dB)
Mid	5290	SU	-	12.55	12.38	12.55	12.38	24.00	-11.45
		996T	67	12.79	12.87	12.79	12.87	24.00	-11.13
		484T	65	15.69	15.71	15.69	15.71	24.00	-8.29
			66	15.85	15.89	15.85	15.89	24.00	-8.11
		242T	61	15.71	15.74	15.71	15.74	24.00	-8.26
			62	15.66	15.96	15.66	15.96	24.00	-8.04
			64	15.55	15.51	15.55	15.51	24.00	-8.45
		106T	53	15.52	15.56	15.52	15.56	24.00	-8.44
			56	15.75	15.77	15.75	15.77	24.00	-8.23
			60	15.19	15.50	15.19	15.50	24.00	-8.50
		52T	37	13.13	12.61	13.13	12.61	24.00	-10.87
			44	13.49	13.22	13.49	13.22	24.00	-10.51
			52	12.84	13.37	12.84	13.37	24.00	-10.63
		26T	0	10.75	10.58	10.75	10.58	24.00	-13.25
			18	10.81	11.69	10.81	11.69	24.00	-12.31
			38	10.18	10.41	10.18	10.41	24.00	-13.59

UL VERIFICATION SERVICES INC.
47173 Benicia Street, Fremont, CA 94538; USA TEL:(510) 771-1000 FAX:(510) 661-0888
This report shall not be reproduced except in full, without the written approval of UL Verification Services Inc.

2TX Antenna 1 + Antenna 2 SU MODE

Bandwidth, Antenna Gain, and Limits

Channel	Frequency (MHz)	Min 26 dB BW (MHz)	Directional Gain for Power (dBi)	Power Limit (dBm)
Mid	5290	84.60	-5.61	24.00

Output Power Results

Channel	Frequency (MHz)	Chain 0 Meas Power (dBm)	Chain 1 Meas Power (dBm)	Total Corr'd Power (dBm)	Power Limit (dBm)	Power Margin (dB)
Mid	5290	12.75	12.82	15.80	24.00	-8.20

UL VERIFICATION SERVICES INC.
47173 Benicia Street, Fremont, CA 94538; USA TEL:(510) 771-1000 FAX:(510) 661-0888
This report shall not be reproduced except in full, without the written approval of UL Verification Services Inc.

2TX Antenna 1 + Antenna 2 OFDMA MODE – 996-Tones, RU Index 67

Bandwidth, Antenna Gain, and Limits

Channel	Frequency (MHz)	Min 26 dB BW (MHz)	Directional Gain for Power (dBi)	Directional Gain for PSD (dBi)	Power Limit (dBm)	PSD Limit (dBm/1MHz)
Mid	5290	84.60	-5.61	-2.84	24.00	11.00

Duty Cycle CF (dB)	1.92	Included in Calculations of Corr'd PSD

Output Power Results

Channel	Frequency (MHz)	Chain 0 Meas Power (dBm)	Chain 1 Meas Power (dBm)	Total Corr'd Power (dBm)	Power Limit (dBm)	Power Margin (dB)
Mid	5290	12.81	12.91	15.87	24.00	-8.13

PSD Results

Channel	Frequency (MHz)	Chain 0 Meas PSD (dBm/1MHz)	Chain 1 Meas PSD (dBm/1MHz)	Total Corr'd PSD (dBm/1MHz)	PSD Limit (dBm/1MHz)	PSD Margin (dB)
Mid	5290	-3.630	-2.708	1.79	11.00	-9.21

UL VERIFICATION SERVICES INC.
47173 Benicia Street, Fremont, CA 94538; USA TEL:(510) 771-1000 FAX:(510) 661-0888
This report shall not be reproduced except in full, without the written approval of UL Verification Services Inc.

MID CHANNEL

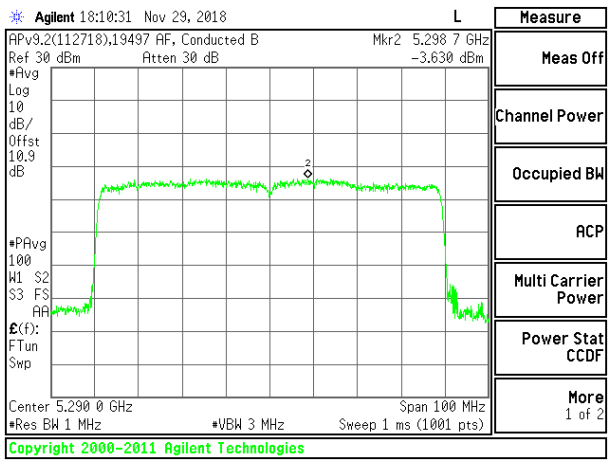

MID CHANNEL CHAIN 0

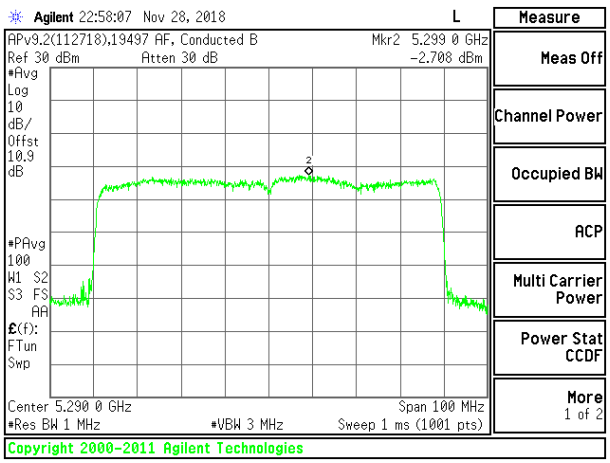

MID CHANNEL CHAIN 1

UL VERIFICATION SERVICES INC.
47173 Benicia Street, Fremont, CA 94538; USA TEL:(510) 771-1000 FAX:(510) 661-0888
This report shall not be reproduced except in full, without the written approval of UL Verification Services Inc.

2TX Antenna 1 + Antenna 2 OFDMA MODE – 484-Tones, RU Index 65

Bandwidth, Antenna Gain, and Limits

Channel	Frequency (MHz)	Min 26 dB BW (MHz)	Directional Gain for Power (dBi)	Directional Gain for PSD (dBi)	Power Limit (dBm)	PSD Limit (dBm/1MHz)
Mid	5290	65.80	-5.61	-2.84	24.00	11.00

Duty Cycle CF (dB)	1.27	Included in Calculations of Corr'd PSD

Output Power Results

Channel	Frequency (MHz)	Chain 0 Meas Power (dBm)	Chain 1 Meas Power (dBm)	Total Corr'd Power (dBm)	Power Limit (dBm)	Power Margin (dB)
Mid	5290	15.95	15.98	18.98	24.00	-5.02

PSD Results

Channel	Frequency (MHz)	Chain 0 Meas PSD (dBm/1MHz)	Chain 1 Meas PSD (dBm/1MHz)	Total Corr'd PSD (dBm/1MHz)	PSD Limit (dBm/1MHz)	PSD Margin (dB)
Mid	5290	0.599	0.845	5.00	11.00	-6.00

UL VERIFICATION SERVICES INC.
47173 Benicia Street, Fremont, CA 94538; USA TEL:(510) 771-1000 FAX:(510) 661-0888
This report shall not be reproduced except in full, without the written approval of UL Verification Services Inc.

MID CHANNEL

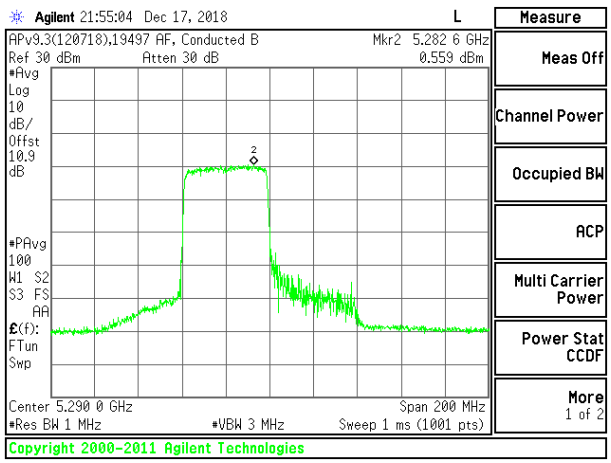

MID CHANNEL CHAIN 0

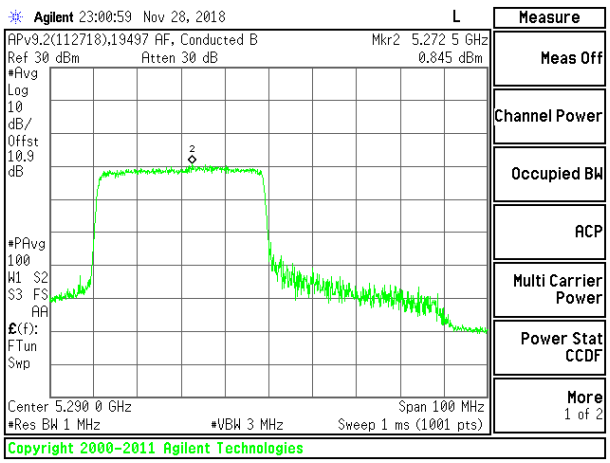

MID CHANNEL CHAIN 1

UL VERIFICATION SERVICES INC.
47173 Benicia Street, Fremont, CA 94538; USA TEL:(510) 771-1000 FAX:(510) 661-0888
This report shall not be reproduced except in full, without the written approval of UL Verification Services Inc.

2TX Antenna 1 + Antenna 2 OFDMA MODE – 484-Tones, RU Index 66

Bandwidth, Antenna Gain, and Limits

Channel	Frequency (MHz)	Min 26 dB BW (MHz)	Directional Gain for Power (dBi)	Directional Gain for PSD (dBi)	Power Limit (dBm)	PSD Limit (dBm/1MHz)
Mid	5290	72.00	-5.61	-2.84	24.00	11.00

Duty Cycle CF (dB)	1.27	Included in Calculations of Corr'd PSD

Output Power Results

Channel	Frequency (MHz)	Chain 0 Meas Power (dBm)	Chain 1 Meas Power (dBm)	Total Corr'd Power (dBm)	Power Limit (dBm)	Power Margin (dB)
Mid	5290	15.87	15.95	18.92	24.00	-5.08

PSD Results

Channel	Frequency (MHz)	Chain 0 Meas PSD (dBm/1MHz)	Chain 1 Meas PSD (dBm/1MHz)	Total Corr'd PSD (dBm/1MHz)	PSD Limit (dBm/1MHz)	PSD Margin (dB)
Mid	5290	0.259	0.713	4.77	11.00	-6.23

UL VERIFICATION SERVICES INC.
47173 Benicia Street, Fremont, CA 94538; USA TEL:(510) 771-1000 FAX:(510) 661-0888
This report shall not be reproduced except in full, without the written approval of UL Verification Services Inc.

MID CHANNEL

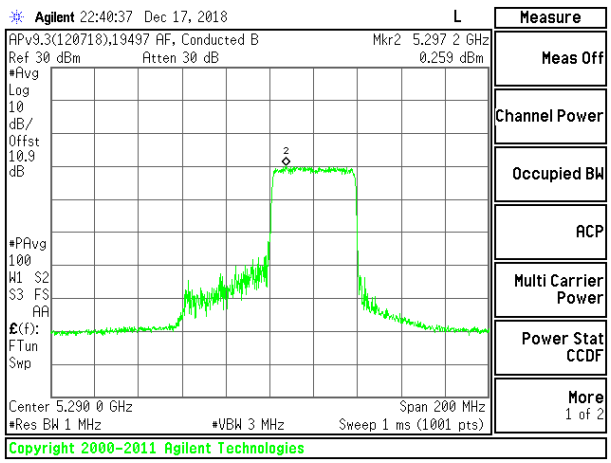

MID CHANNEL CHAIN 0

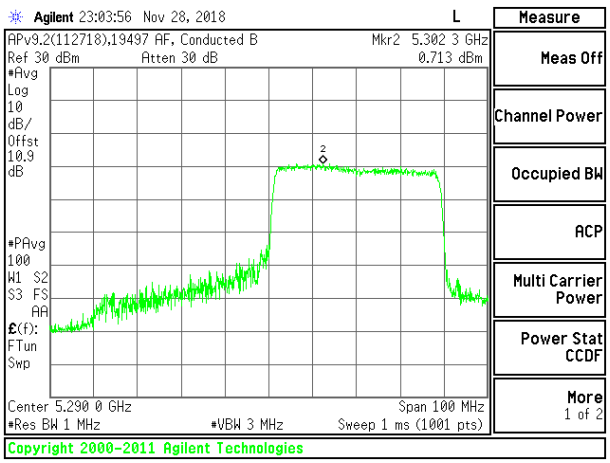

MID CHANNEL CHAIN 1

UL VERIFICATION SERVICES INC.
47173 Benicia Street, Fremont, CA 94538; USA TEL:(510) 771-1000 FAX:(510) 661-0888
This report shall not be reproduced except in full, without the written approval of UL Verification Services Inc.

2TX Antenna 1 + Antenna 2 OFDMA MODE – 242-Tones, RU Index 61

Bandwidth, Antenna Gain, and Limits

Channel	Frequency (MHz)	Min 26 dB BW (MHz)	Directional Gain for Power (dBi)	Directional Gain for PSD (dBi)	Power Limit (dBm)	PSD Limit (dBm/1MHz)
Mid	5290	41.60	-5.61	-2.84	24.00	11.00

Duty Cycle CF (dB)	0.73	Included in Calculations of Corr'd PSD

Output Power Results

Channel	Frequency (MHz)	Chain 0 Meas Power (dBm)	Chain 1 Meas Power (dBm)	Total Corr'd Power (dBm)	Power Limit (dBm)	Power Margin (dB)
Mid	5290	15.87	15.90	18.90	24.00	-5.10

PSD Results

Channel	Frequency (MHz)	Chain 0 Meas PSD (dBm/1MHz)	Chain 1 Meas PSD (dBm/1MHz)	Total Corr'd PSD (dBm/1MHz)	PSD Limit (dBm/1MHz)	PSD Margin (dB)
Mid	5290	3.135	3.336	6.98	11.00	-4.02

UL VERIFICATION SERVICES INC.
47173 Benicia Street, Fremont, CA 94538; USA TEL:(510) 771-1000 FAX:(510) 661-0888
This report shall not be reproduced except in full, without the written approval of UL Verification Services Inc.

MID CHANNEL

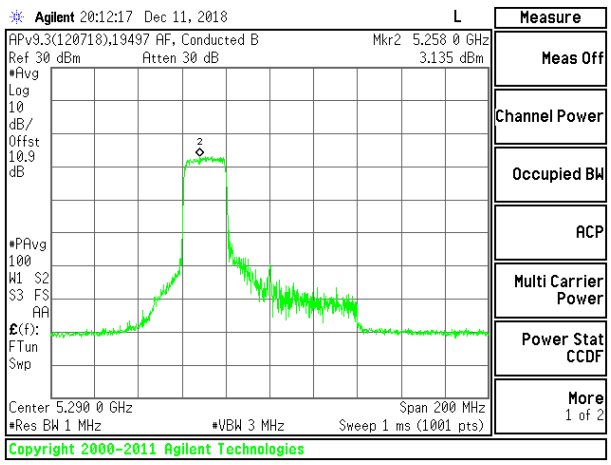

MID CHANNEL CHAIN 0

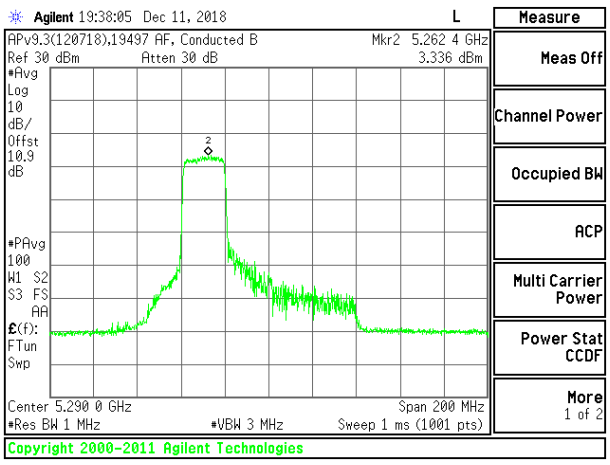

MID CHANNEL CHAIN 1

UL VERIFICATION SERVICES INC.
47173 Benicia Street, Fremont, CA 94538; USA TEL:(510) 771-1000 FAX:(510) 661-0888
This report shall not be reproduced except in full, without the written approval of UL Verification Services Inc.

2TX Antenna 1 + Antenna 2 OFDMA MODE – 242-Tones, RU Index 62

Bandwidth, Antenna Gain, and Limits

Channel	Frequency (MHz)	Min 26 dB BW (MHz)	Directional Gain for Power (dBi)	Directional Gain for PSD (dBi)	Power Limit (dBm)	PSD Limit (dBm/1MHz)
Mid	5290	55.80	-5.61	-2.84	24.00	11.00

Duty Cycle CF (dB)	0.73	Included in Calculations of Corr'd PSD

Output Power Results

Channel	Frequency (MHz)	Chain 0 Meas Power (dBm)	Chain 1 Meas Power (dBm)	Total Corr'd Power (dBm)	Power Limit (dBm)	Power Margin (dB)
Mid	5290	15.72	15.98	18.86	24.00	-5.14

PSD Results

Channel	Frequency (MHz)	Chain 0 Meas PSD (dBm/1MHz)	Chain 1 Meas PSD (dBm/1MHz)	Total Corr'd PSD (dBm/1MHz)	PSD Limit (dBm/1MHz)	PSD Margin (dB)
Mid	5290	2.857	2.895	6.62	11.00	-4.38

UL VERIFICATION SERVICES INC.
47173 Benicia Street, Fremont, CA 94538; USA TEL:(510) 771-1000 FAX:(510) 661-0888
This report shall not be reproduced except in full, without the written approval of UL Verification Services Inc.

MID CHANNEL

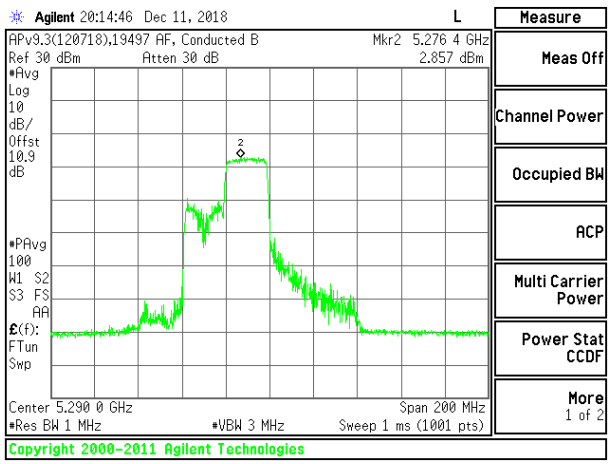

MID CHANNEL CHAIN 0

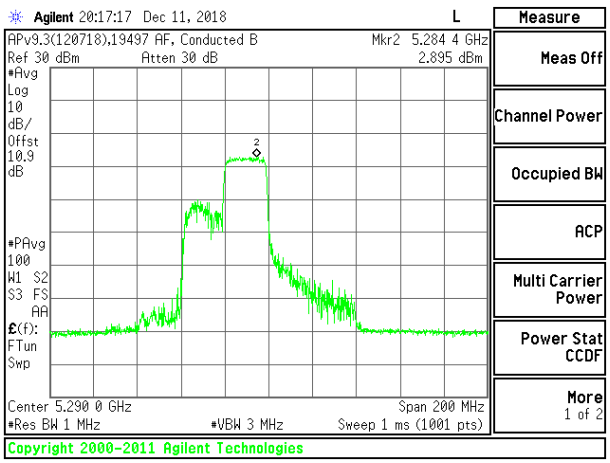

MID CHANNEL CHAIN 1

UL VERIFICATION SERVICES INC.
47173 Benicia Street, Fremont, CA 94538; USA TEL:(510) 771-1000 FAX:(510) 661-0888
This report shall not be reproduced except in full, without the written approval of UL Verification Services Inc.

2TX Antenna 1 + Antenna 2 OFDMA MODE – 242-Tones, RU Index 64

Bandwidth, Antenna Gain, and Limits

Channel	Frequency (MHz)	Min 26 dB BW (MHz)	Directional Gain for Power (dBi)	Directional Gain for PSD (dBi)	Power Limit (dBm)	PSD Limit (dBm/1MHz)
Mid	5290	42.40	-5.61	-2.84	24.00	11.00

Duty Cycle CF (dB)	0.73	Included in Calculations of Corr'd PSD

Output Power Results

Channel	Frequency (MHz)	Chain 0 Meas Power (dBm)	Chain 1 Meas Power (dBm)	Total Corr'd Power (dBm)	Power Limit (dBm)	Power Margin (dB)
Mid	5290	15.64	15.55	18.61	24.00	-5.39

PSD Results

Channel	Frequency (MHz)	Chain 0 Meas PSD (dBm/1MHz)	Chain 1 Meas PSD (dBm/1MHz)	Total Corr'd PSD (dBm/1MHz)	PSD Limit (dBm/1MHz)	PSD Margin (dB)
Mid	5290	3.183	2.958	6.81	11.00	-4.19

UL VERIFICATION SERVICES INC.
47173 Benicia Street, Fremont, CA 94538; USA TEL:(510) 771-1000 FAX:(510) 661-0888
This report shall not be reproduced except in full, without the written approval of UL Verification Services Inc.

MID CHANNEL

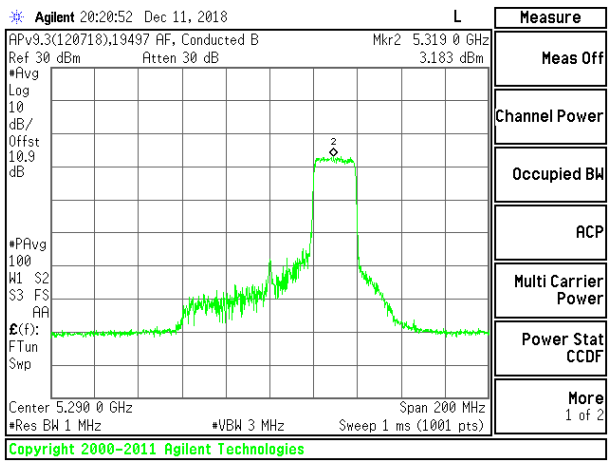

MID CHANNEL CHAIN 0

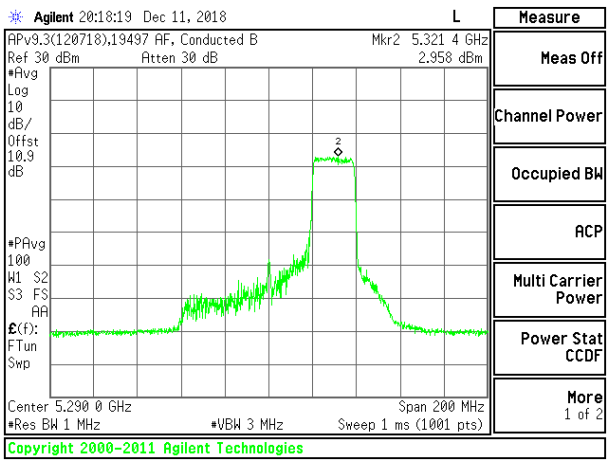

MID CHANNEL CHAIN 1

UL VERIFICATION SERVICES INC.
47173 Benicia Street, Fremont, CA 94538; USA TEL:(510) 771-1000 FAX:(510) 661-0888
This report shall not be reproduced except in full, without the written approval of UL Verification Services Inc.

2TX Antenna 1 + Antenna 2 OFDMA MODE – 106-Tones, RU Index 53

Bandwidth, Antenna Gain, and Limits

Channel	Frequency (MHz)	Min 26 dB BW (MHz)	Directional Gain for Power (dBi)	Directional Gain for PSD (dBi)	Power Limit (dBm)	PSD Limit (dBm/1MHz)
Mid	5290	22.40	-5.61	-2.84	24.00	11.00

Duty Cycle CF (dB)	0.43	Included in Calculations of Corr'd PSD

Output Power Results

Channel	Frequency (MHz)	Chain 0 Meas Power (dBm)	Chain 1 Meas Power (dBm)	Total Corr'd Power (dBm)	Power Limit (dBm)	Power Margin (dB)
Mid	5290	15.61	15.67	18.65	24.00	-5.35

PSD Results

Channel	Frequency (MHz)	Chain 0 Meas PSD (dBm/1MHz)	Chain 1 Meas PSD (dBm/1MHz)	Total Corr'd PSD (dBm/1MHz)	PSD Limit (dBm/1MHz)	PSD Margin (dB)
Mid	5290	6.667	6.464	10.01	11.00	-0.99

UL VERIFICATION SERVICES INC.
47173 Benicia Street, Fremont, CA 94538; USA TEL:(510) 771-1000 FAX:(510) 661-0888
This report shall not be reproduced except in full, without the written approval of UL Verification Services Inc.

MID CHANNEL

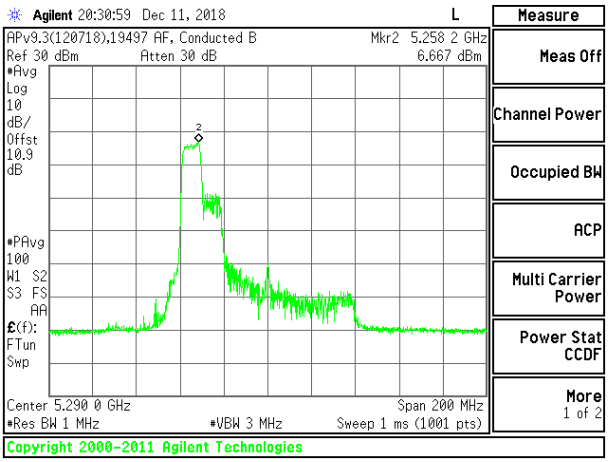

MID CHANNEL CHAIN 0

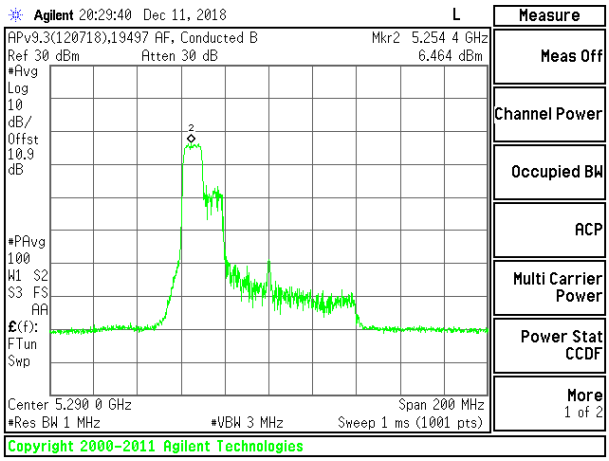

MID CHANNEL CHAIN 1

UL VERIFICATION SERVICES INC.
47173 Benicia Street, Fremont, CA 94538; USA TEL:(510) 771-1000 FAX:(510) 661-0888
This report shall not be reproduced except in full, without the written approval of UL Verification Services Inc.

2TX Antenna 1 + Antenna 2 OFDMA MODE – 106-Tones, RU Index 56

Bandwidth, Antenna Gain, and Limits

Channel	Frequency (MHz)	Min 26 dB BW (MHz)	Directional Gain for Power (dBi)	Directional Gain for PSD (dBi)	Power Limit (dBm)	PSD Limit (dBm/1MHz)
Mid	5290	33.80	-5.61	-2.84	24.00	11.00

Duty Cycle CF (dB)	0.43	Included in Calculations of Corr'd PSD

Output Power Results

Channel	Frequency (MHz)	Chain 0 Meas Power (dBm)	Chain 1 Meas Power (dBm)	Total Corr'd Power (dBm)	Power Limit (dBm)	Power Margin (dB)
Mid	5290	15.84	15.84	18.85	24.00	-5.15

PSD Results

Channel	Frequency (MHz)	Chain 0 Meas PSD (dBm/1MHz)	Chain 1 Meas PSD (dBm/1MHz)	Total Corr'd PSD (dBm/1MHz)	PSD Limit (dBm/1MHz)	PSD Margin (dB)
Mid	5290	6.501	6.737	10.06	11.00	-0.94

UL VERIFICATION SERVICES INC.
47173 Benicia Street, Fremont, CA 94538; USA TEL:(510) 771-1000 FAX:(510) 661-0888
This report shall not be reproduced except in full, without the written approval of UL Verification Services Inc.

MID CHANNEL

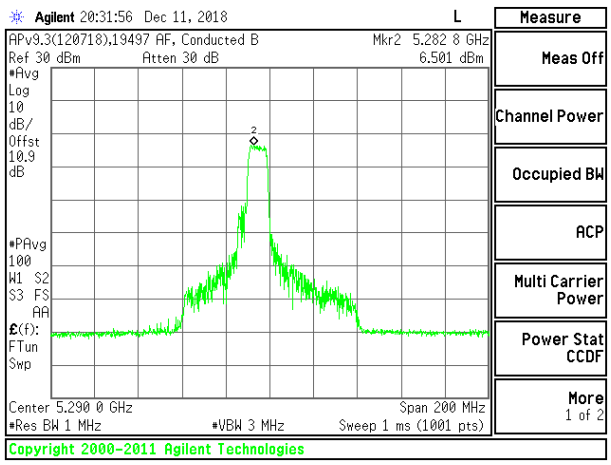

MID CHANNEL CHAIN 0

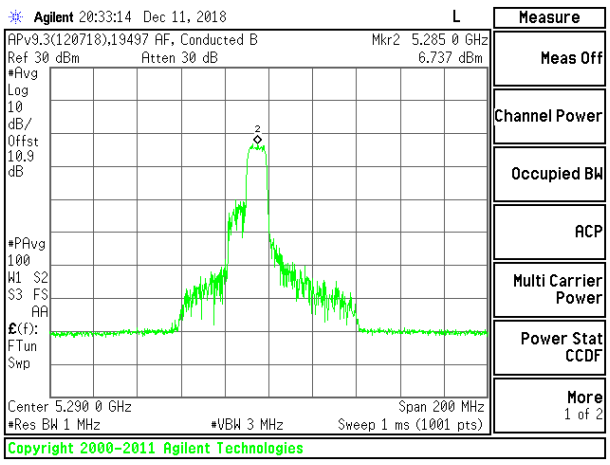

MID CHANNEL CHAIN 1

UL VERIFICATION SERVICES INC.
47173 Benicia Street, Fremont, CA 94538; USA TEL:(510) 771-1000 FAX:(510) 661-0888
This report shall not be reproduced except in full, without the written approval of UL Verification Services Inc.

2TX Antenna 1 + Antenna 2 OFDMA MODE – 106-Tones, RU Index 60

Bandwidth, Antenna Gain, and Limits

Channel	Frequency (MHz)	Min 26 dB BW (MHz)	Directional Gain for Power (dBi)	Directional Gain for PSD (dBi)	Power Limit (dBm)	PSD Limit (dBm/1MHz)
Mid	5290	23.60	-5.61	-2.84	24.00	11.00

Duty Cycle CF (dB)	0.43	Included in Calculations of Corr'd PSD

Output Power Results

Channel	Frequency (MHz)	Chain 0 Meas Power (dBm)	Chain 1 Meas Power (dBm)	Total Corr'd Power (dBm)	Power Limit (dBm)	Power Margin (dB)
Mid	5290	15.24	15.57	18.42	24.00	-5.58

PSD Results

Channel	Frequency (MHz)	Chain 0 Meas PSD (dBm/1MHz)	Chain 1 Meas PSD (dBm/1MHz)	Total Corr'd PSD (dBm/1MHz)	PSD Limit (dBm/1MHz)	PSD Margin (dB)
Mid	5290	6.431	6.444	9.88	11.00	-1.12

UL VERIFICATION SERVICES INC.
47173 Benicia Street, Fremont, CA 94538; USA TEL:(510) 771-1000 FAX:(510) 661-0888
This report shall not be reproduced except in full, without the written approval of UL Verification Services Inc.

MID CHANNEL

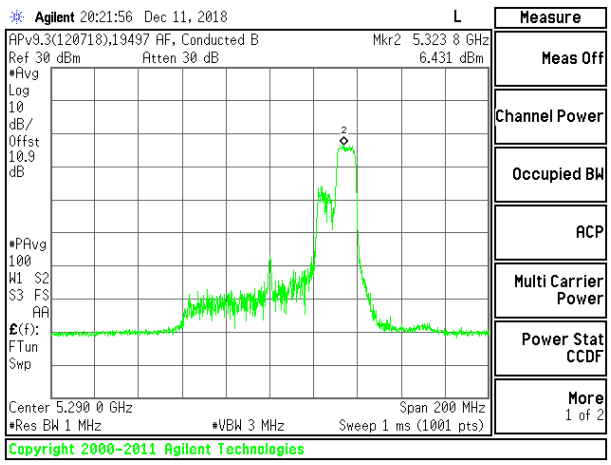

MID CHANNEL CHAIN 0

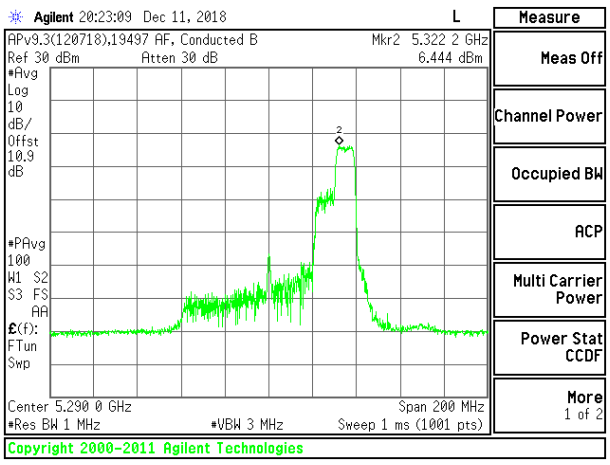

MID CHANNEL CHAIN 1

UL VERIFICATION SERVICES INC.
47173 Benicia Street, Fremont, CA 94538; USA TEL:(510) 771-1000 FAX:(510) 661-0888
This report shall not be reproduced except in full, without the written approval of UL Verification Services Inc.

2TX Antenna 1 + Antenna 2 OFDMA MODE – 52-Tones, RU Index 37

Bandwidth, Antenna Gain, and Limits

Channel	Frequency (MHz)	Min 26 dB BW (MHz)	Directional Gain for Power (dBi)	Directional Gain for PSD (dBi)	Power Limit (dBm)	PSD Limit (dBm/1MHz)
Mid	5290	22.20	-5.61	-2.84	24.00	11.00

Duty Cycle CF (dB)	0.24	Included in Calculations of Corr'd PSD

Output Power Results

Channel	Frequency (MHz)	Chain 0 Meas Power (dBm)	Chain 1 Meas Power (dBm)	Total Corr'd Power (dBm)	Power Limit (dBm)	Power Margin (dB)
Mid	5290	13.21	12.78	16.01	24.00	-7.99

PSD Results

Channel	Frequency (MHz)	Chain 0 Meas PSD (dBm/1MHz)	Chain 1 Meas PSD (dBm/1MHz)	Total Corr'd PSD (dBm/1MHz)	PSD Limit (dBm/1MHz)	PSD Margin (dB)
Mid	5290	6.661	6.887	10.03	11.00	-0.97

UL VERIFICATION SERVICES INC.
47173 Benicia Street, Fremont, CA 94538; USA TEL:(510) 771-1000 FAX:(510) 661-0888
This report shall not be reproduced except in full, without the written approval of UL Verification Services Inc.

MID CHANNEL

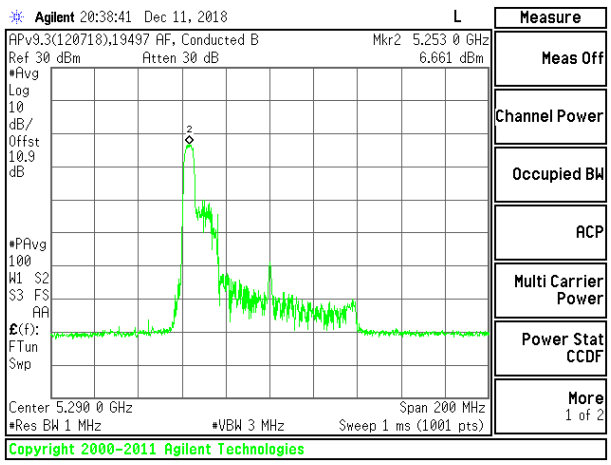

MID CHANNEL CHAIN 0

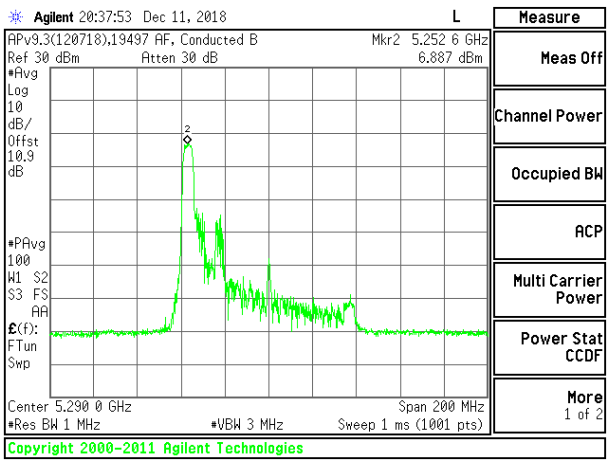

MID CHANNEL CHAIN 1

UL VERIFICATION SERVICES INC.
47173 Benicia Street, Fremont, CA 94538; USA TEL:(510) 771-1000 FAX:(510) 661-0888
This report shall not be reproduced except in full, without the written approval of UL Verification Services Inc.

2TX Antenna 1 + Antenna 2 OFDMA MODE – 52-Tones, RU Index 44

Bandwidth, Antenna Gain, and Limits

Channel	Frequency (MHz)	Min 26 dB BW (MHz)	Directional Gain for Power (dBi)	Directional Gain for PSD (dBi)	Power Limit (dBm)	PSD Limit (dBm/1MHz)
Mid	5290	30.20	-5.61	-2.84	24.00	11.00

Duty Cycle CF (dB)	0.24	Included in Calculations of Corr'd PSD

Output Power Results

Channel	Frequency (MHz)	Chain 0 Meas Power (dBm)	Chain 1 Meas Power (dBm)	Total Corr'd Power (dBm)	Power Limit (dBm)	Power Margin (dB)
Mid	5290	13.60	13.36	16.49	24.00	-7.51

PSD Results

Channel	Frequency (MHz)	Chain 0 Meas PSD (dBm/1MHz)	Chain 1 Meas PSD (dBm/1MHz)	Total Corr'd PSD (dBm/1MHz)	PSD Limit (dBm/1MHz)	PSD Margin (dB)
Mid	5290	6.741	6.930	10.09	11.00	-0.91

UL VERIFICATION SERVICES INC.
47173 Benicia Street, Fremont, CA 94538; USA TEL:(510) 771-1000 FAX:(510) 661-0888
This report shall not be reproduced except in full, without the written approval of UL Verification Services Inc.

MID CHANNEL

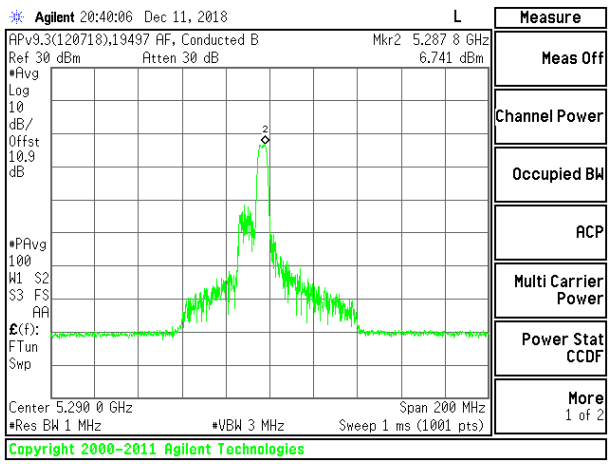

MID CHANNEL CHAIN 0

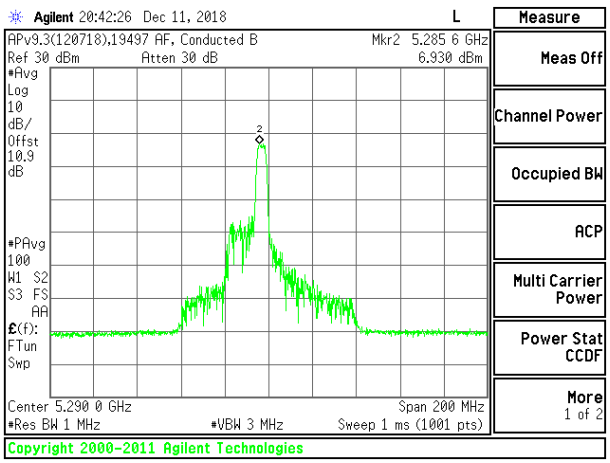

MID CHANNEL CHAIN 1

UL VERIFICATION SERVICES INC.
47173 Benicia Street, Fremont, CA 94538; USA TEL:(510) 771-1000 FAX:(510) 661-0888
This report shall not be reproduced except in full, without the written approval of UL Verification Services Inc.

2TX Antenna 1 + Antenna 2 OFDMA MODE – 52-Tones, RU Index 52

Bandwidth, Antenna Gain, and Limits

Channel	Frequency (MHz)	Min 26 dB BW (MHz)	Directional Gain for Power (dBi)	Directional Gain for PSD (dBi)	Power Limit (dBm)	PSD Limit (dBm/1MHz)
Mid	5290	22.60	-5.61	-2.84	24.00	11.00

Duty Cycle CF (dB)	0.24	Included in Calculations of Corr'd PSD

Output Power Results

Channel	Frequency (MHz)	Chain 0 Meas Power (dBm)	Chain 1 Meas Power (dBm)	Total Corr'd Power (dBm)	Power Limit (dBm)	Power Margin (dB)
Mid	5290	13.06	13.45	16.27	24.00	-7.73

PSD Results

Channel	Frequency (MHz)	Chain 0 Meas PSD (dBm/1MHz)	Chain 1 Meas PSD (dBm/1MHz)	Total Corr'd PSD (dBm/1MHz)	PSD Limit (dBm/1MHz)	PSD Margin (dB)
Mid	5290	7.137	7.120	10.38	11.00	-0.62

UL VERIFICATION SERVICES INC.
47173 Benicia Street, Fremont, CA 94538; USA TEL:(510) 771-1000 FAX:(510) 661-0888
This report shall not be reproduced except in full, without the written approval of UL Verification Services Inc.

MID CHANNEL

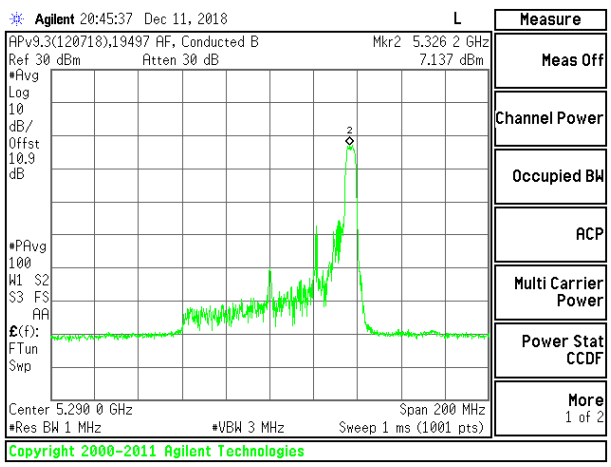

MID CHANNEL CHAIN 0

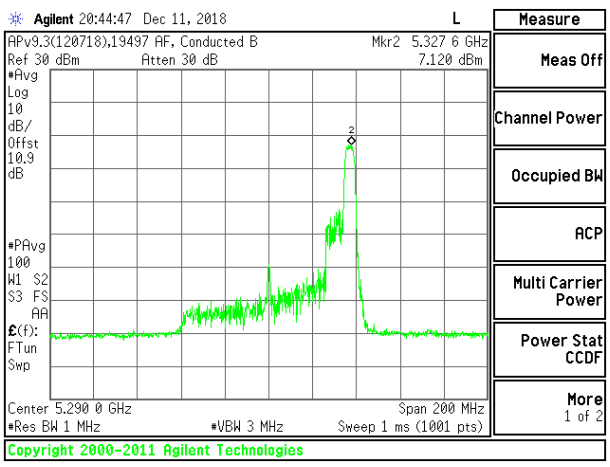

MID CHANNEL CHAIN 1

UL VERIFICATION SERVICES INC.
47173 Benicia Street, Fremont, CA 94538; USA TEL:(510) 771-1000 FAX:(510) 661-0888
This report shall not be reproduced except in full, without the written approval of UL Verification Services Inc.

2TX Antenna 1 + Antenna 2 OFDMA MODE – 26-Tones, RU Index 0

Bandwidth, Antenna Gain, and Limits

Channel	Frequency (MHz)	Min 26 dB BW (MHz)	Directional Gain for Power (dBi)	Directional Gain for PSD (dBi)	Power Limit (dBm)	PSD Limit (dBm/1MHz)
Mid	5290	21.20	-5.61	-2.84	24.00	11.00

Duty Cycle CF (dB)	0.12	Included in Calculations of Corr'd PSD

Output Power Results

Channel	Frequency (MHz)	Chain 0 Meas Power (dBm)	Chain 1 Meas Power (dBm)	Total Corr'd Power (dBm)	Power Limit (dBm)	Power Margin (dB)
Mid	5290	10.98	10.68	13.84	24.00	-10.16

PSD Results

Channel	Frequency (MHz)	Chain 0 Meas PSD (dBm/1MHz)	Chain 1 Meas PSD (dBm/1MHz)	Total Corr'd PSD (dBm/1MHz)	PSD Limit (dBm/1MHz)	PSD Margin (dB)
Mid	5290	7.512	7.312	10.54	11.00	-0.46

UL VERIFICATION SERVICES INC.
47173 Benicia Street, Fremont, CA 94538; USA TEL:(510) 771-1000 FAX:(510) 661-0888
This report shall not be reproduced except in full, without the written approval of UL Verification Services Inc.

MID CHANNEL

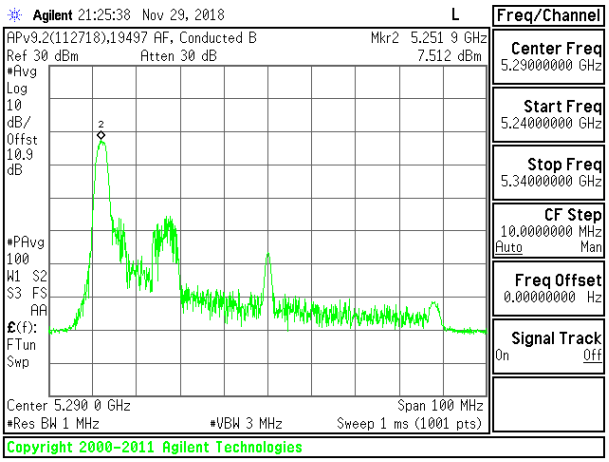

MID CHANNEL CHAIN 0

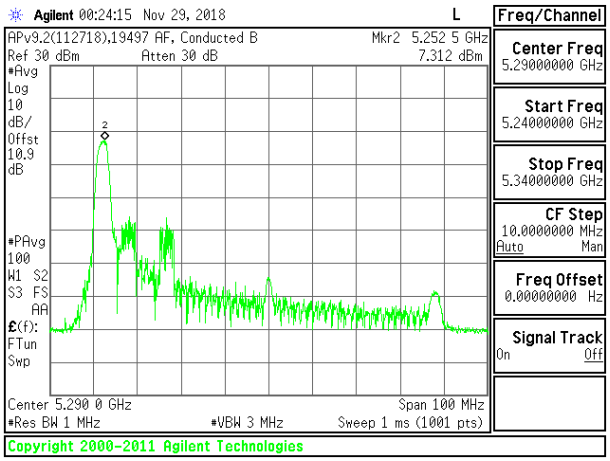

MID CHANNEL CHAIN 1

UL VERIFICATION SERVICES INC.
47173 Benicia Street, Fremont, CA 94538; USA TEL:(510) 771-1000 FAX:(510) 661-0888
This report shall not be reproduced except in full, without the written approval of UL Verification Services Inc.

2TX Antenna 1 + Antenna 2 OFDMA MODE – 26-Tones, RU Index 18

Bandwidth, Antenna Gain, and Limits

Channel	Frequency (MHz)	Min 26 dB BW (MHz)	Directional Gain for Power (dBi)	Directional Gain for PSD (dBi)	Power Limit (dBm)	PSD Limit (dBm/1MHz)
Mid	5290	39.60	-5.61	-2.84	24.00	11.00

Duty Cycle CF (dB)	0.12	Included in Calculations of Corr'd PSD

Output Power Results

Channel	Frequency (MHz)	Chain 0 Meas Power (dBm)	Chain 1 Meas Power (dBm)	Total Corr'd Power (dBm)	Power Limit (dBm)	Power Margin (dB)
Mid	5290	10.95	11.89	14.46	24.00	-9.54

PSD Results

Channel	Frequency (MHz)	Chain 0 Meas PSD (dBm/1MHz)	Chain 1 Meas PSD (dBm/1MHz)	Total Corr'd PSD (dBm/1MHz)	PSD Limit (dBm/1MHz)	PSD Margin (dB)
Mid	5290	7.224	6.156	9.85	11.00	-1.15

UL VERIFICATION SERVICES INC.
47173 Benicia Street, Fremont, CA 94538; USA TEL:(510) 771-1000 FAX:(510) 661-0888
This report shall not be reproduced except in full, without the written approval of UL Verification Services Inc.

MID CHANNEL

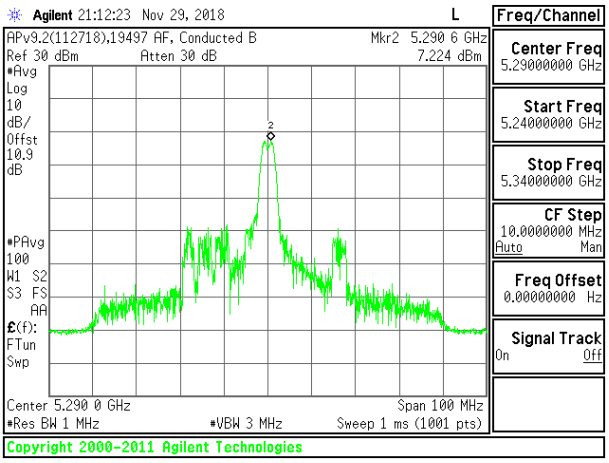

MID CHANNEL CHAIN 0

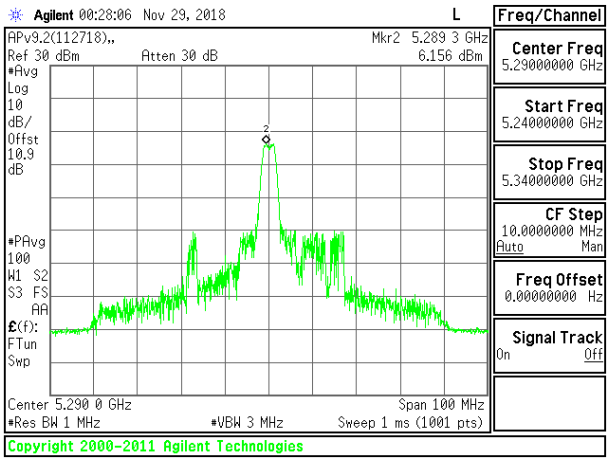

MID CHANNEL CHAIN 1

UL VERIFICATION SERVICES INC.
47173 Benicia Street, Fremont, CA 94538; USA TEL:(510) 771-1000 FAX:(510) 661-0888

This report shall not be reproduced except in full, without the written approval of UL Verification Services Inc.

2TX Antenna 1 + Antenna 2 OFDMA MODE – 26-Tones, RU Index 36

Bandwidth, Antenna Gain, and Limits

Channel	Frequency (MHz)	Min 26 dB BW (MHz)	Directional Gain for Power (dBi)	Directional Gain for PSD (dBi)	Power Limit (dBm)	PSD Limit (dBm/1MHz)
Mid	5290	22.20	-5.61	-2.84	24.00	11.00

Duty Cycle CF (dB)	0.12	Included in Calculations of Corr'd PSD

Output Power Results

Channel	Frequency (MHz)	Chain 0 Meas Power (dBm)	Chain 1 Meas Power (dBm)	Total Corr'd Power (dBm)	Power Limit (dBm)	Power Margin (dB)
Mid	5290	10.26	10.49	13.39	24.00	-10.61

PSD Results

Channel	Frequency (MHz)	Chain 0 Meas PSD (dBm/1MHz)	Chain 1 Meas PSD (dBm/1MHz)	Total Corr'd PSD (dBm/1MHz)	PSD Limit (dBm/1MHz)	PSD Margin (dB)
Mid	5290	7.965	7.556	10.90	11.00	-0.10

UL VERIFICATION SERVICES INC.
47173 Benicia Street, Fremont, CA 94538; USA TEL:(510) 771-1000 FAX:(510) 661-0888
This report shall not be reproduced except in full, without the written approval of UL Verification Services Inc.

MID CHANNEL

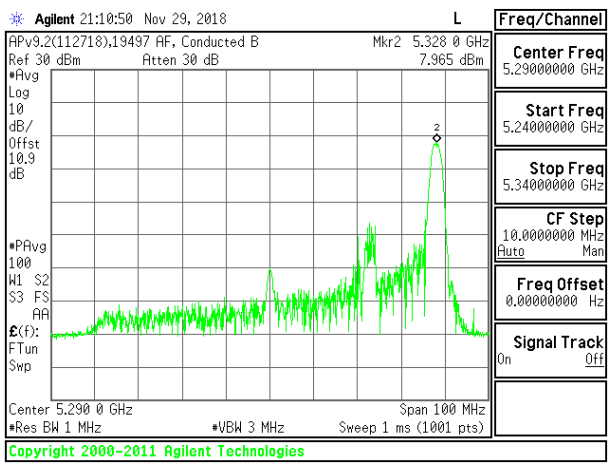

MID CHANNEL CHAIN 0

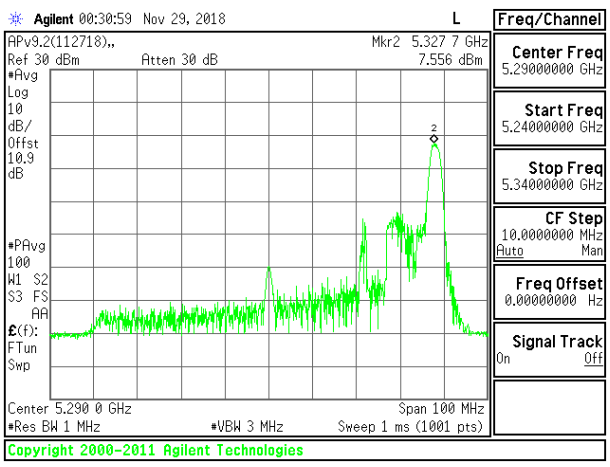

MID CHANNEL CHAIN 1

UL VERIFICATION SERVICES INC.
47173 Benicia Street, Fremont, CA 94538; USA TEL:(510) 771-1000 FAX:(510) 661-0888
This report shall not be reproduced except in full, without the written approval of UL Verification Services Inc.

9.5.15. 802.11a MODE IN THE 5.6 GHz BAND

1TX SISO MODE

Bandwidth, Antenna Gain, and Limits

Channel	Frequency (MHz)	Min 26 dB BW (MHz)	Chain 0 Directional Gain for Power (dBi)	Chain 1 Directional Gain For Power (dBi)	Power Limit (dBm)
Low	5500	21.85	-4.10	-2.20	24.00
Mid	5580	21.85	-4.10	-2.20	24.00
High	5700	21.90	-4.10	-2.20	24.00
144	5720	21.95	-4.10	-2.20	24.00

Output Power Results

Channel	Frequency (MHz)	Chain 0 Meas Power (dBm)	Chain 1 Meas Power (dBm)	Chain 0 Corr'd Power (dBm)	Chain 1 Corr'd Power (dBm)	Power Limit (dBm)	Power Margin (dB)
Low	5500	17.06	17.11	17.06	17.11	24.00	-6.89
Mid	5580	16.66	16.93	16.66	16.93	24.00	-7.07
High	5700	14.88	15.27	14.88	15.27	24.00	-8.73
144	5720	16.93	16.99	16.93	16.99	24.00	-7.01

UL VERIFICATION SERVICES INC.
47173 Benicia Street, Fremont, CA 94538; USA TEL:(510) 771-1000 FAX:(510) 661-0888
This report shall not be reproduced except in full, without the written approval of UL Verification Services Inc.

2TX Antenna 1 + Antenna 2 CDD MODE

Bandwidth, Antenna Gain, and Limits

Channel	Frequency (MHz)	Min 26 dB BW (MHz)	Directional Gain for Power (dBi)	Directional Gain for PSD (dBi)	Power Limit (dBm)	PSD Limit (dBm/ 1MHz)
Low	5500	21.85	-3.05	-0.09	24.00	11.00
Mid	5580	21.85	-3.05	-0.09	24.00	11.00
High	5700	21.90	-3.05	-0.09	24.00	11.00
144	5720	21.95	-3.05	-0.09	24.00	11.00

Duty Cycle CF (dB)	0.29	**Included in Calculations of Corr'd PSD**

Output Power Results

Channel	Frequency (MHz)	Chain 0 Meas Power (dBm)	Chain 1 Meas Power (dBm)	Total Corr'd Power (dBm)	Power Limit (dBm)	Power Margin (dB)
Low	5500	17.17	17.32	20.26	24.00	-3.74
Mid	5580	16.89	17.11	20.01	24.00	-3.99
High	5700	15.13	15.48	18.32	24.00	-5.68
144	5720	17.04	17.15	20.11	24.00	-3.89

PSD Results

Channel	Frequency (MHz)	Chain 0 Meas PSD (dBm/ 1MHz)	Chain 1 Meas PSD (dBm/ 1MHz)	Total Corr'd PSD (dBm/ 1MHz)	PSD Limit (dBm/ 1MHz)	PSD Margin (dB)
Low	5500	6.010	6.613	9.62	11.00	-1.38
Mid	5580	6.106	6.303	9.51	11.00	-1.49
High	5700	5.864	5.720	9.09	11.00	-1.91
144	5720	6.313	6.228	9.57	11.00	-1.43

UL VERIFICATION SERVICES INC.
47173 Benicia Street, Fremont, CA 94538; USA TEL:(510) 771-1000 FAX:(510) 661-0888
This report shall not be reproduced except in full, without the written approval of UL Verification Services Inc.

LOW CHANNEL

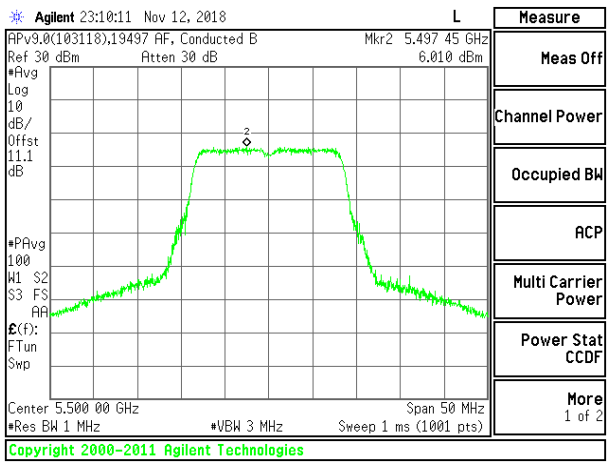

LOW CHANNEL CHAIN 0

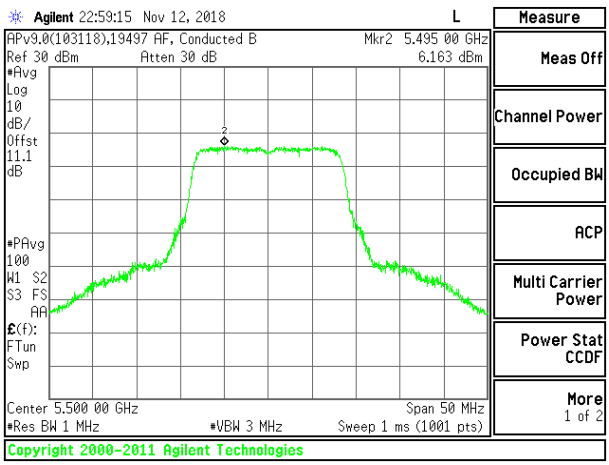

LOW CHANNEL CHAIN 1

MID CHANNEL

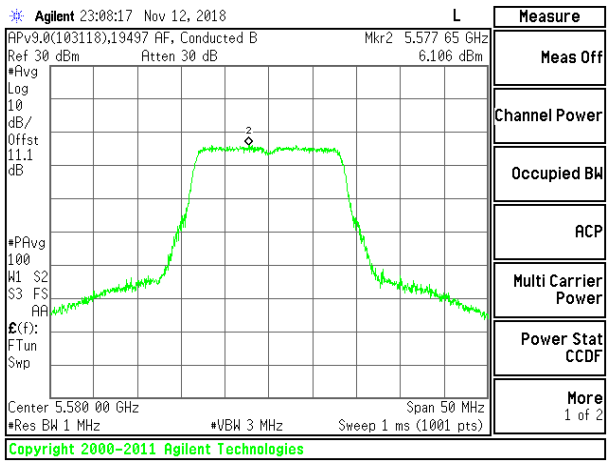

MID CHANNEL CHAIN 0

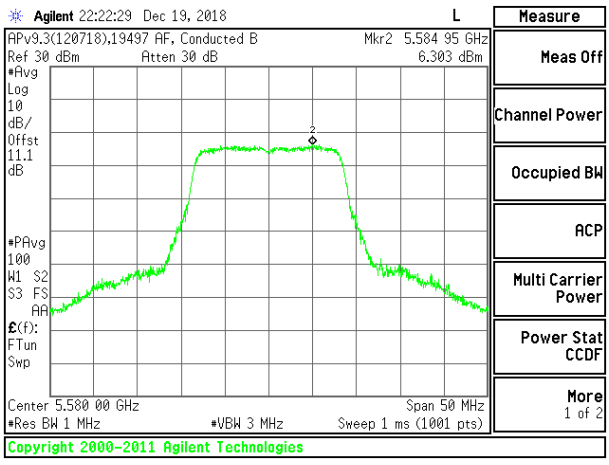

MID CHANNEL CHAIN 1

UL VERIFICATION SERVICES INC.
47173 Benicia Street, Fremont, CA 94538; USA TEL:(510) 771-1000 FAX:(510) 661-0888
This report shall not be reproduced except in full, without the written approval of UL Verification Services Inc.

HIGH CHANNEL

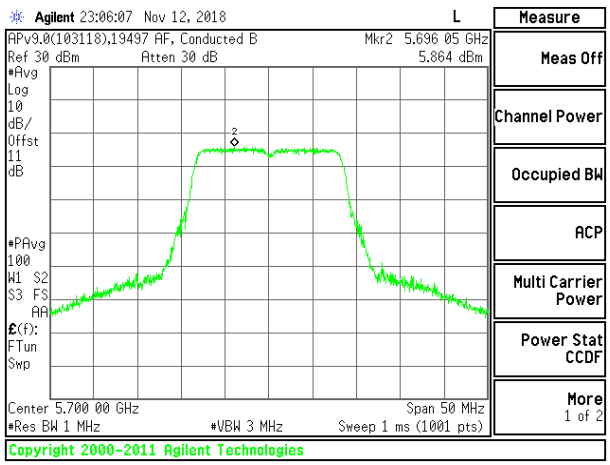

HIGH CHANNEL CHAIN 0

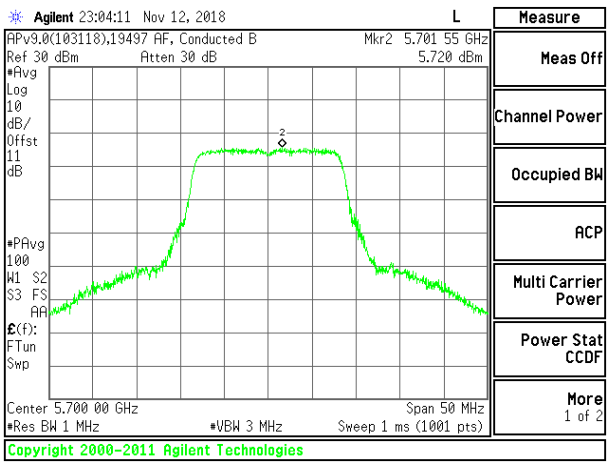

HIGH CHANNEL CHAIN 1

CHANNEL 144

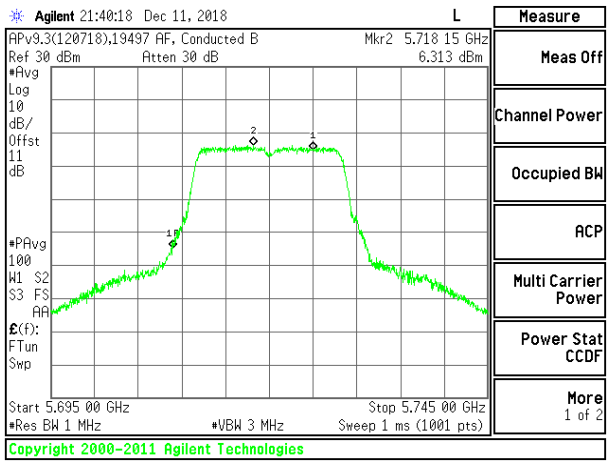

CHANNEL 144 CHAIN 0

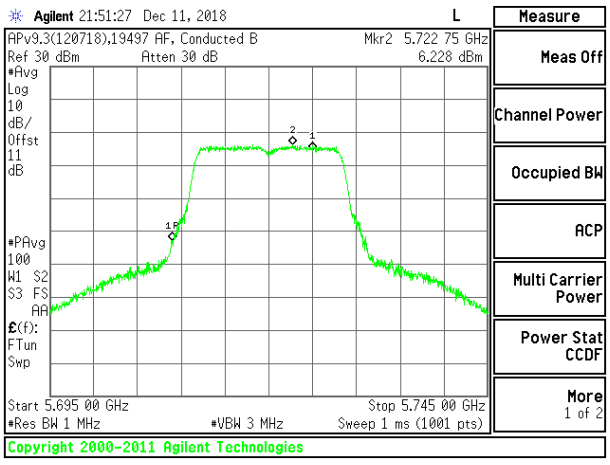

CHANNEL 144 CHAIN 1

UL VERIFICATION SERVICES INC.
47173 Benicia Street, Fremont, CA 94538; USA TEL:(510) 771-1000 FAX:(510) 661-0888
This report shall not be reproduced except in full, without the written approval of UL Verification Services Inc.

9.5.16. 802.11n HT20 MODE IN THE 5.6 GHz BAND

1TX SISO MODE

Bandwidth, Antenna Gain, and Limits

Channel	Frequency (MHz)	Min 26 dB BW (MHz)	Chain 0 Directional Gain for Power (dBi)	Chain 1 Directional Gain For Power (dBi)	Power Limit (dBm)
Low	5500	22.25	-4.10	-2.20	24.00
Mid	5580	22.20	-4.10	-2.20	24.00
High	5700	22.10	-4.10	-2.20	24.00
144	5720	25.15	-4.10	-2.20	24.00

Output Power Results

Channel	Frequency (MHz)	Chain 0 Meas Power (dBm)	Chain 1 Meas Power (dBm)	Chain 0 Corr'd Power (dBm)	Chain 1 Corr'd Power (dBm)	Power Limit (dBm)	Power Margin (dB)
Low	5500	17.22	17.35	17.22	17.35	24.00	-6.65
Mid	5580	17.02	17.20	17.02	17.20	24.00	-6.80
High	5700	15.27	15.48	15.27	15.48	24.00	-8.52
144	5720	17.03	17.08	17.03	17.08	24.00	-6.92

UL VERIFICATION SERVICES INC.
47173 Benicia Street, Fremont, CA 94538; USA TEL:(510) 771-1000 FAX:(510) 661-0888
This report shall not be reproduced except in full, without the written approval of UL Verification Services Inc.

2TX Antenna 1 + Antenna 2 CDD MODE

Bandwidth, Antenna Gain, and Limits

Channel	Frequency (MHz)	Min 26 dB BW (MHz)	Directional Gain for Power (dBi)	Directional Gain for PSD (dBi)	Power Limit (dBm)	PSD Limit (dBm/ 1MHz)
Low	5500	22.25	-3.05	-0.09	24.00	11.00
Mid	5580	22.20	-3.05	-0.09	24.00	11.00
High	5700	22.10	-3.05	-0.09	24.00	11.00
144	5720	25.15	-3.05	-0.09	24.00	11.00

Duty Cycle CF (dB)	0.30	**Included in Calculations of Corr'd PSD**

Output Power Results

Channel	Frequency (MHz)	Chain 0 Meas Power (dBm)	Chain 1 Meas Power (dBm)	Total Corr'd Power (dBm)	Power Limit (dBm)	Power Margin (dB)
Low	5500	17.32	17.42	20.38	24.00	-3.62
Mid	5580	17.14	17.32	20.24	24.00	-3.76
High	5700	15.30	15.53	18.43	24.00	-5.57
144	5720	17.11	17.24	20.19	24.00	-3.81

PSD Results

Channel	Frequency (MHz)	Chain 0 Meas PSD (dBm/ 1MHz)	Chain 1 Meas PSD (dBm/ 1MHz)	Total Corr'd PSD (dBm/ 1MHz)	PSD Limit (dBm/ 1MHz)	PSD Margin (dB)
Low	5500	5.306	5.627	8.78	11.00	-2.22
Mid	5580	5.389	5.378	8.69	11.00	-2.31
High	5700	5.040	5.076	8.37	11.00	-2.63
144	5720	5.721	5.839	9.09	11.00	-1.91

UL VERIFICATION SERVICES INC.
47173 Benicia Street, Fremont, CA 94538; USA TEL:(510) 771-1000 FAX:(510) 661-0888
This report shall not be reproduced except in full, without the written approval of UL Verification Services Inc.

LOW CHANNEL

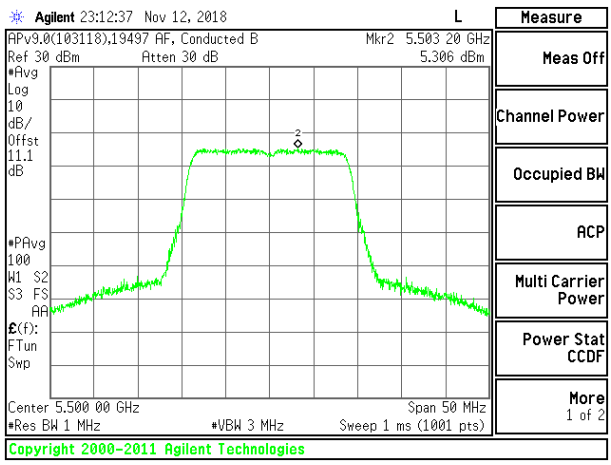

LOW CHANNEL CHAIN 0

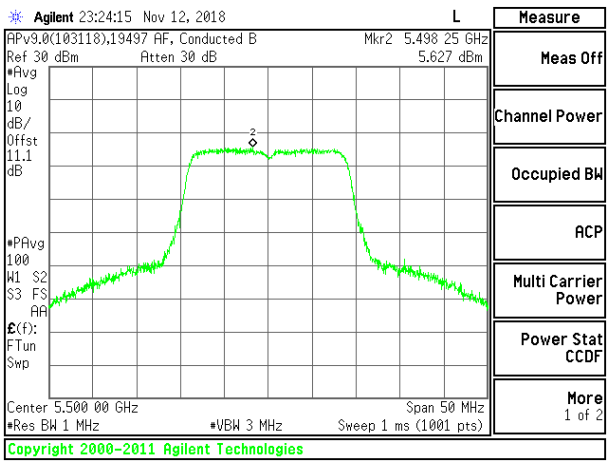

LOW CHANNEL CHAIN 1

MID CHANNEL

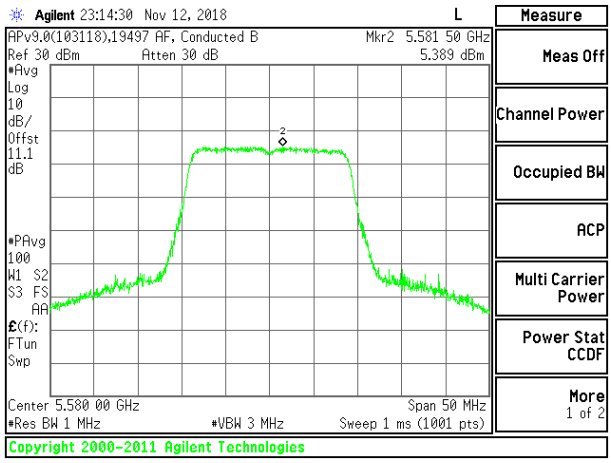

MID CHANNEL CHAIN 0

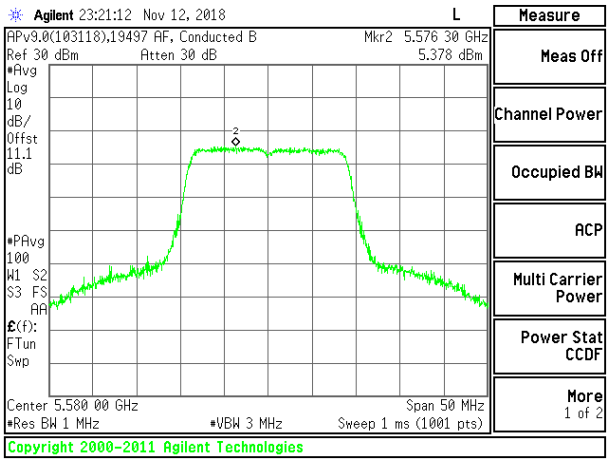

MID CHANNEL CHAIN 1

UL VERIFICATION SERVICES INC.
47173 Benicia Street, Fremont, CA 94538; USA TEL:(510) 771-1000 FAX:(510) 661-0888
This report shall not be reproduced except in full, without the written approval of UL Verification Services Inc.

HIGH CHANNEL

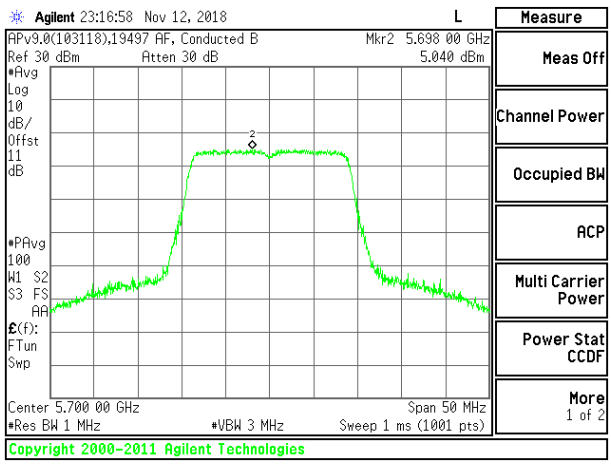

HIGH CHANNEL CHAIN 0

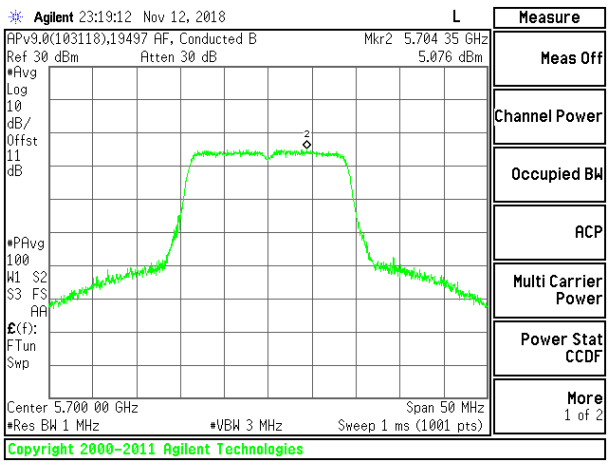

HIGH CHANNEL CHAIN 1

CHANNEL 144

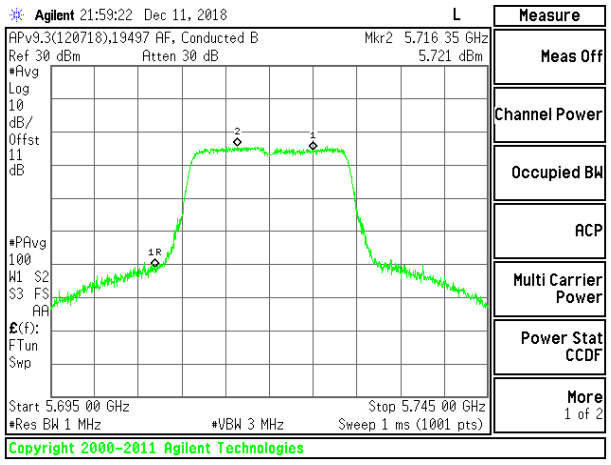

CHANNEL 144 CHAIN 0

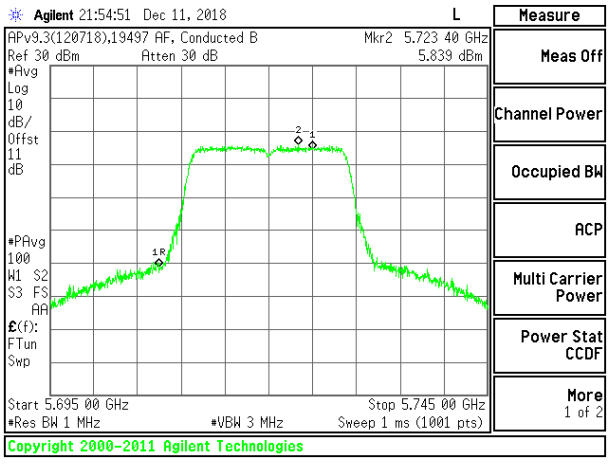

CHANNEL 144 CHAIN 1

UL VERIFICATION SERVICES INC.
47173 Benicia Street, Fremont, CA 94538; USA TEL:(510) 771-1000 FAX:(510) 661-0888
This report shall not be reproduced except in full, without the written approval of UL Verification Services Inc.

9.5.17. 802.11n HT40 MODE IN THE 5.6 GHz BAND

1TX SISO MODE

Bandwidth, Antenna Gain, and Limits

Channel	Frequency (MHz)	Min 26 dB BW (MHz)	Chain 0 Directional Gain for Power (dBi)	Chain 1 Directional Gain For Power (dBi)	Power Limit (dBm)
Low	5510	42.50	-4.10	-2.20	24.00
Mid	5550	42.40	-4.10	-2.20	24.00
High	5670	41.90	-4.10	-2.20	24.00
142	5710	42.60	-4.10	-2.20	24.00

Output Power Results

Channel	Frequency (MHz)	Chain 0 Meas Power (dBm)	Chain 1 Meas Power (dBm)	Chain 0 Corr'd Power (dBm)	Chain 1 Corr'd Power (dBm)	Power Limit (dBm)	Power Margin (dB)
Low	5510	16.12	16.28	16.12	16.28	24.00	-7.72
Mid	5550	15.97	16.14	15.97	16.14	24.00	-7.86
High	5670	15.82	16.03	15.82	16.03	24.00	-7.97
142	5710	16.24	15.47	16.24	15.47	24.00	-7.76

UL VERIFICATION SERVICES INC.
47173 Benicia Street, Fremont, CA 94538; USA TEL:(510) 771-1000 FAX:(510) 661-0888
This report shall not be reproduced except in full, without the written approval of UL Verification Services Inc.

2TX Antenna 1 + Antenna 2 CDD MODE

Bandwidth, Antenna Gain, and Limits

Channel	Frequency (MHz)	Min 26 dB BW (MHz)	Directional Gain for Power (dBi)	Directional Gain for PSD (dBi)	Power Limit (dBm)	PSD Limit (dBm/ 1MHz)
Low	5510	42.50	-3.05	-0.09	24.00	11.00
Mid	5550	42.40	-3.05	-0.09	24.00	11.00
High	5670	41.90	-3.05	-0.09	24.00	11.00
142	5710	42.60	-3.05	-0.09	24.00	11.00

Duty Cycle CF (dB)	0.61	**Included in Calculations of Corr'd PSD**

Output Power Results

Channel	Frequency (MHz)	Chain 0 Meas Power (dBm)	Chain 1 Meas Power (dBm)	Total Corr'd Power (dBm)	Power Limit (dBm)	Power Margin (dB)
Low	5510	16.33	16.45	19.40	24.00	-4.60
Mid	5550	16.13	16.35	19.25	24.00	-4.75
High	5670	16.07	16.23	19.16	24.00	-4.84
142	5710	16.27	15.63	18.97	24.00	-5.03

PSD Results

Channel	Frequency (MHz)	Chain 0 Meas PSD (dBm/ 1MHz)	Chain 1 Meas PSD (dBm/ 1MHz)	Total Corr'd PSD (dBm/ 1MHz)	PSD Limit (dBm/ 1MHz)	PSD Margin (dB)
Low	5510	1.563	1.710	5.26	11.00	-5.74
Mid	5550	1.084	1.731	5.04	11.00	-5.96
High	5670	1.265	1.519	5.01	11.00	-5.99
142	5710	1.547	1.623	5.21	11.00	-5.79

UL VERIFICATION SERVICES INC.
47173 Benicia Street, Fremont, CA 94538; USA TEL:(510) 771-1000 FAX:(510) 661-0888
This report shall not be reproduced except in full, without the written approval of UL Verification Services Inc.

LOW CHANNEL

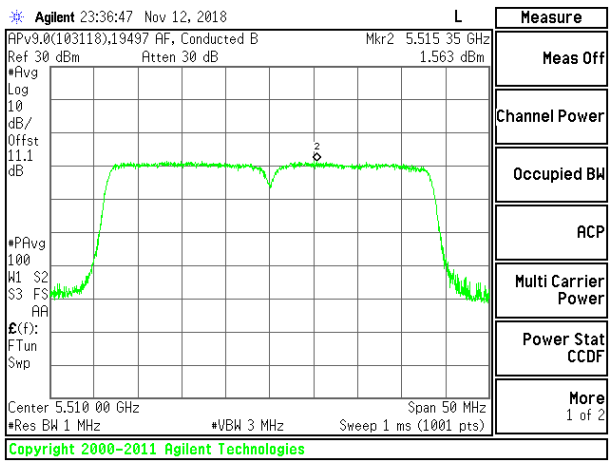

LOW CHANNEL CHAIN 0

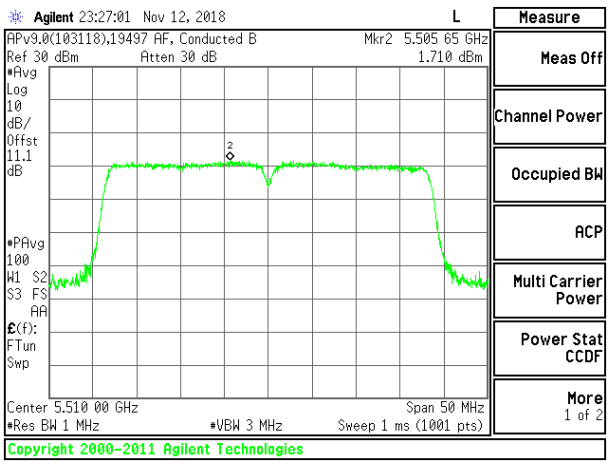

LOW CHANNEL CHAIN 1

MID CHANNEL

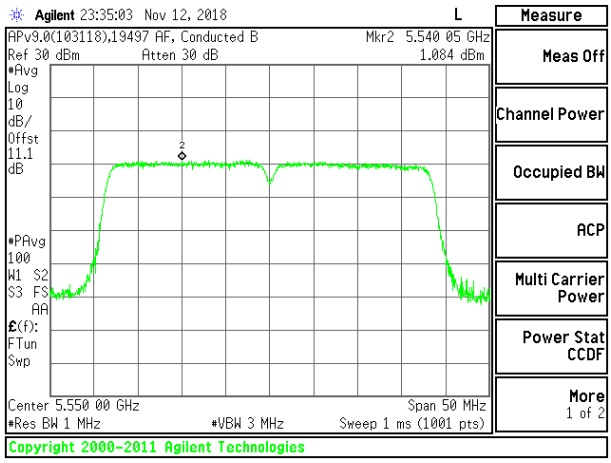

MID CHANNEL CHAIN 0

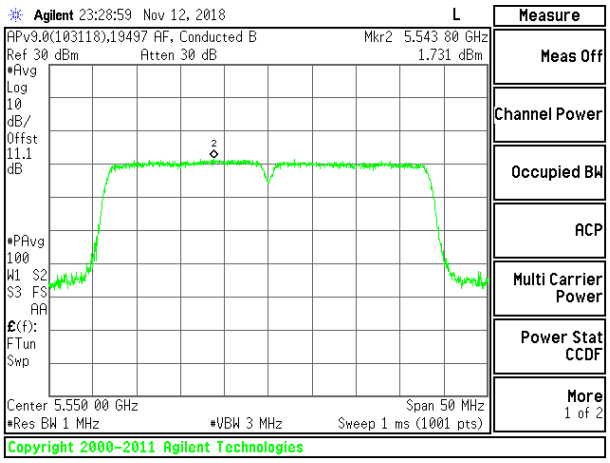

MID CHANNEL CHAIN 1

UL VERIFICATION SERVICES INC.
47173 Benicia Street, Fremont, CA 94538; USA TEL:(510) 771-1000 FAX:(510) 661-0888
This report shall not be reproduced except in full, without the written approval of UL Verification Services Inc.

HIGH CHANNEL

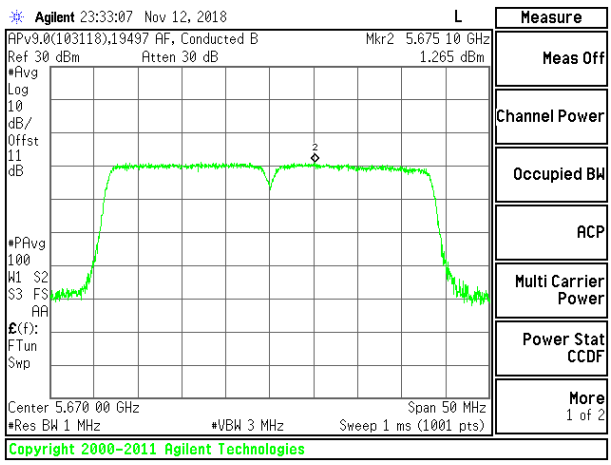

HIGH CHANNEL CHAIN 0

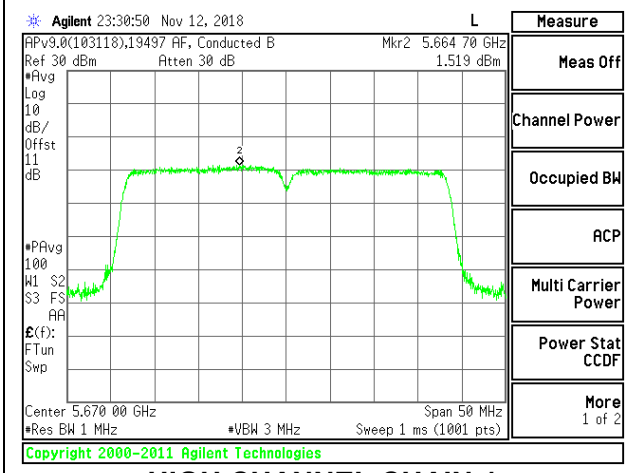

HIGH CHANNEL CHAIN 1

CHANNEL 142

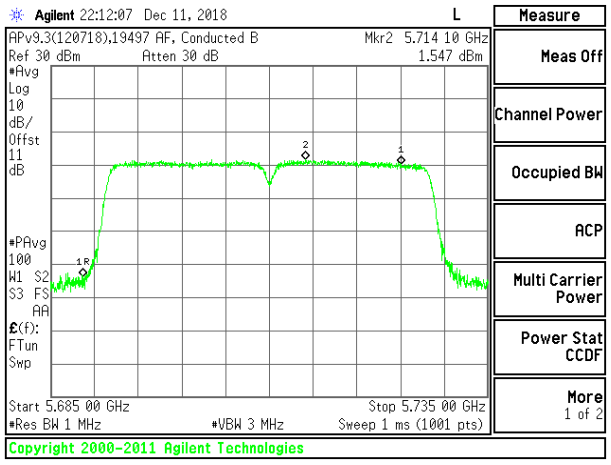

CHANNEL 142 CHAIN 0

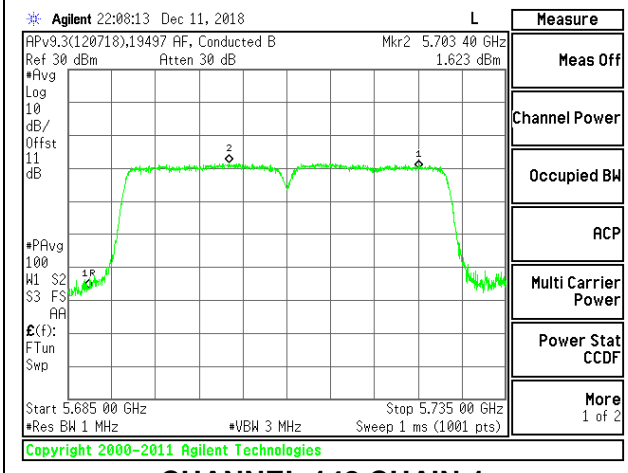

CHANNEL 142 CHAIN 1

UL VERIFICATION SERVICES INC.
47173 Benicia Street, Fremont, CA 94538; USA TEL:(510) 771-1000 FAX:(510) 661-0888
This report shall not be reproduced except in full, without the written approval of UL Verification Services Inc.

9.5.18. 802.11ac VHT80 MODE IN THE 5.6 GHz BAND

1TX SISO MODE

Bandwidth, Antenna Gain, and Limits

Channel	Frequency (MHz)	Min 26 dB BW (MHz)	Chain 0 Directional Gain for Power (dBi)	Chain 1 Directional Gain For Power (dBi)	Power Limit (dBm)
Low	5530	85.00	-4.10	-2.20	24.00
High	5610	83.40	-4.10	-2.20	24.00
138	5690	86.20	-4.10	-2.20	24.00

Output Power Results

Channel	Frequency (MHz)	Chain 0 Meas Power (dBm)	Chain 1 Meas Power (dBm)	Chain 0 Corr'd Power (dBm)	Chain 1 Corr'd Power (dBm)	Power Limit (dBm)	Power Margin (dB)
Low	5530	14.89	14.96	14.89	14.96	24.00	-9.04
High	5610	14.98	15.12	14.98	15.12	24.00	-8.88
138	5690	14.96	15.06	14.96	15.06	24.00	-8.94

UL VERIFICATION SERVICES INC.
47173 Benicia Street, Fremont, CA 94538; USA TEL:(510) 771-1000 FAX:(510) 661-0888
This report shall not be reproduced except in full, without the written approval of UL Verification Services Inc.

2TX Antenna 1 + Antenna 2 CDD MODE

Bandwidth, Antenna Gain, and Limits

Channel	Frequency (MHz)	Min 26 dB BW (MHz)	Directional Gain for Power (dBi)	Directional Gain for PSD (dBi)	Power Limit (dBm)	PSD Limit (dBm/ 1MHz)
Low	5530	85.00	-3.05	-0.09	24.00	11.00
High	5610	83.40	-3.05	-0.09	24.00	11.00
138	5690	86.20	-3.05	-0.09	24.00	11.00

Duty Cycle CF (dB)	1.96	Included in Calculations of Corr'd PSD

Output Power Results

Channel	Frequency (MHz)	Chain 0 Meas Power (dBm)	Chain 1 Meas Power (dBm)	Total Corr'd Power (dBm)	Power Limit (dBm)	Power Margin (dB)
Low	5530	15.03	15.07	18.06	24.00	-5.94
High	5610	15.09	15.21	18.16	24.00	-5.84
138	5690	15.07	15.17	18.13	24.00	-5.87

PSD Results

Channel	Frequency (MHz)	Chain 0 Meas PSD (dBm/ 1MHz)	Chain 1 Meas PSD (dBm/ 1MHz)	Total Corr'd PSD (dBm/ 1MHz)	PSD Limit (dBm/ 1MHz)	PSD Margin (dB)
Low	5530	-3.427	-3.133	1.69	11.00	-9.31
High	5610	-3.641	-3.558	1.37	11.00	-9.63
138	5690	-3.443	-3.162	1.67	11.00	-9.33

UL VERIFICATION SERVICES INC.
47173 Benicia Street, Fremont, CA 94538; USA TEL:(510) 771-1000 FAX:(510) 661-0888
This report shall not be reproduced except in full, without the written approval of UL Verification Services Inc.

LOW CHANNEL

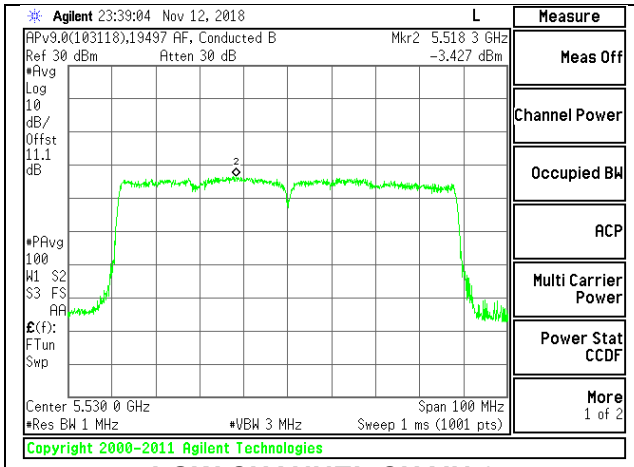

LOW CHANNEL CHAIN 0

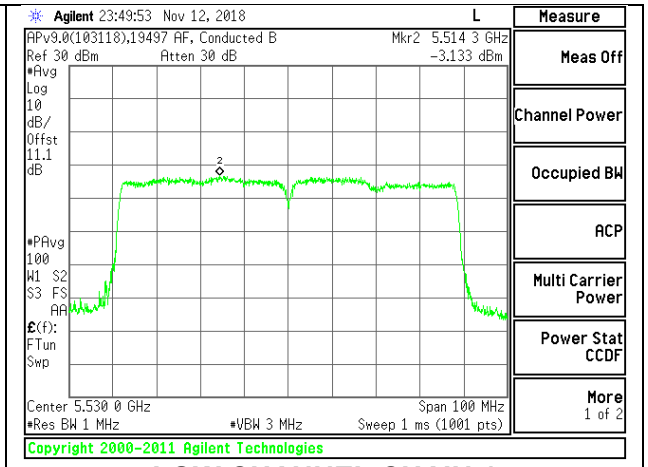

LOW CHANNEL CHAIN 1

HIGH CHANNEL

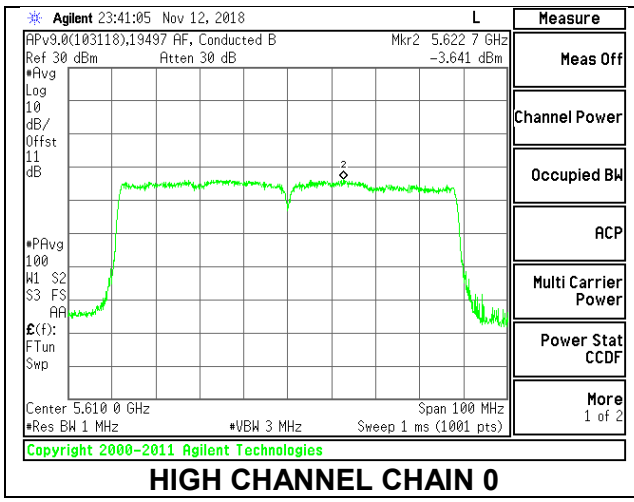

HIGH CHANNEL CHAIN 0

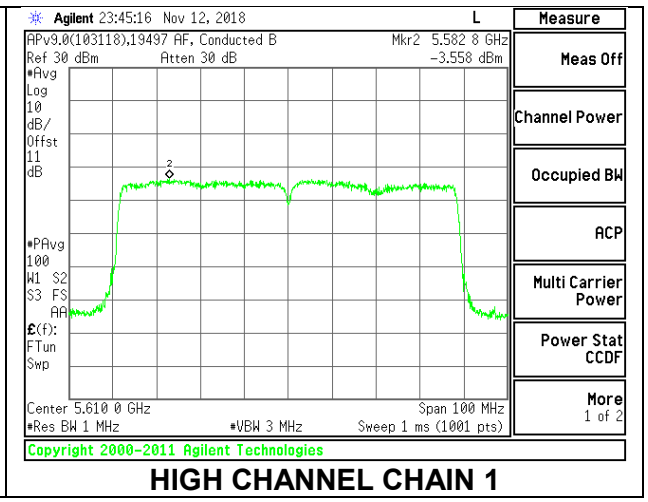

HIGH CHANNEL CHAIN 1

CHANNEL 138

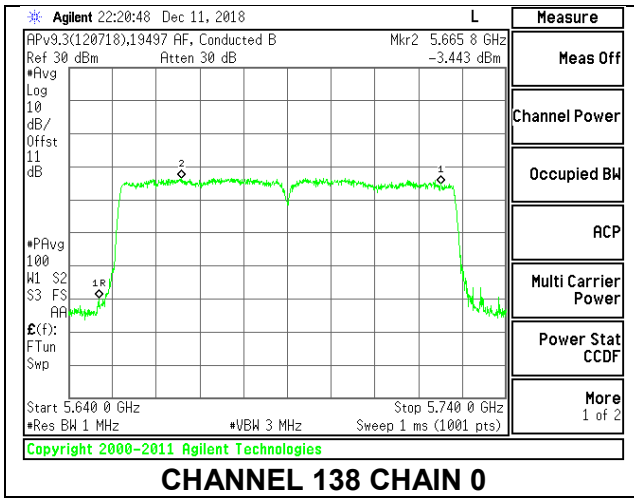

CHANNEL 138 CHAIN 0

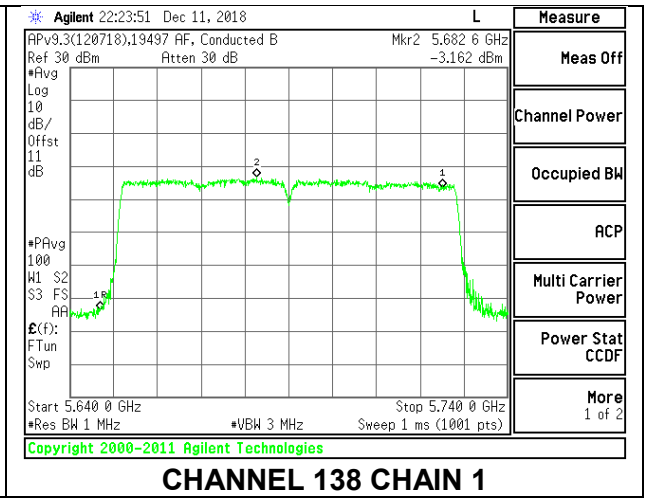

CHANNEL 138 CHAIN 1

UL VERIFICATION SERVICES INC.
47173 Benicia Street, Fremont, CA 94538; USA TEL:(510) 771-1000 FAX:(510) 661-0888
This report shall not be reproduced except in full, without the written approval of UL Verification Services Inc.

9.5.19. 802.11ax HE20 MODE IN THE 5.6 GHz BAND

1TX SISO MODE

Bandwidth, Antenna Gain, and Limits

Channel	Frequency (MHz)	Min 26 dB BW (MHz)	Chain 0 Directional Gain for Power (dBi)	Chain 1 Directional Gain For Power (dBi)	Power Limit (dBm)
Low	5500	18.35	-4.10	-2.20	23.64
Mid	5580	18.35	-4.10	-2.20	23.64
High	5700	18.25	-4.10	-2.20	23.61
144	5720	18.10	-4.10	-2.20	23.58

Output Power Results

Channel	Frequency (MHz)	Tones	RU Index	Chain 0 Meas Power (dBm)	Chain 1 Meas Power (dBm)	Chain 0 Corr'd Power (dBm)	Chain 1 Corr'd Power (dBm)	Power Limit (dBm)	Power Margin (dB)
Low	5500	SU	-	17.14	17.33	17.14	17.33	23.64	-6.31
		242T	61	17.69	17.80	17.69	17.80	23.64	-5.84
		106T	53	16.37	16.56	16.37	16.56	23.64	-7.08
			54	16.39	16.47	16.39	16.47	23.64	-7.17
		52T	37	12.65	12.96	12.65	12.96	23.64	-10.68
			38	12.78	12.99	12.78	12.99	23.64	-10.65
			40	12.46	12.83	12.46	12.83	23.64	-10.81
		26T	0	8.88	10.48	8.88	10.48	23.64	-13.16
			4	9.99	10.60	9.99	10.60	23.64	-13.04
			8	9.97	9.89	9.97	9.89	23.64	-13.67
Mid	5580	SU	-	17.15	17.38	17.15	17.38	23.64	-6.26
		242T	61	17.75	17.88	17.75	17.88	23.64	-5.76
		106T	53	16.34	16.40	16.34	16.40	23.64	-7.24
			54	16.42	16.11	16.42	16.11	23.64	-7.22
		52T	37	13.09	12.89	13.09	12.89	23.64	-10.55
			38	13.08	13.02	13.08	13.02	23.64	-10.56
			40	12.69	12.77	12.69	12.77	23.64	-10.87
		26T	0	9.22	9.99	9.22	9.99	23.64	-13.65
			4	9.93	10.14	9.93	10.14	23.64	-13.50
			8	10.33	9.46	10.33	9.46	23.64	-13.31
High	5700	SU	-	14.20	14.15	14.20	14.15	23.61	-9.41
		242T	61	14.47	13.99	14.47	13.99	23.61	-9.14
		106T	53	16.27	16.02	16.27	16.02	23.61	-7.34
			54	16.24	16.03	16.24	16.03	23.61	-7.37
		52T	37	13.10	12.86	13.10	12.86	23.61	-10.51
			38	13.22	12.67	13.22	12.67	23.61	-10.39
			40	13.05	12.74	13.05	12.74	23.61	-10.56
		26T	0	9.55	9.57	9.55	9.57	23.61	-14.04
			4	9.89	9.85	9.89	9.85	23.61	-13.72
			8	9.55	9.27	9.55	9.27	23.61	-14.06
144	5720	SU	-	17.10	17.23	17.10	17.23	23.58	-6.35
		242T	61	17.63	17.71	17.63	17.71	23.58	-5.87
		106T	53	16.30	16.05	16.30	16.05	23.58	-7.28
			54	16.19	15.74	16.19	15.74	23.58	-7.39
		52T	37	13.03	12.88	13.03	12.88	23.58	-10.55
			38	12.89	12.75	12.89	12.75	23.58	-10.69
			40	12.66	12.58	12.66	12.58	23.58	-10.92
		26T	0	10.43	9.38	10.43	9.38	23.58	-13.15
			4	9.37	9.50	9.37	9.50	23.58	-14.08
			8	9.42	9.70	9.42	9.70	23.58	-13.88

UL VERIFICATION SERVICES INC.
47173 Benicia Street, Fremont, CA 94538; USA TEL:(510) 771-1000 FAX:(510) 661-0888
This report shall not be reproduced except in full, without the written approval of UL Verification Services Inc.

2TX Antenna 1 + Antenna 2 SU MODE

Bandwidth, Antenna Gain, and Limits

Channel	Frequency (MHz)	Min 26 dB BW (MHz)	Directional Gain for Power (dBi)	Power Limit (dBm)
Low	5500	22.10	-3.05	24.00
Mid	5580	22.10	-3.05	24.00
High	5700	22.15	-3.05	24.00
144	5720	21.80	-3.05	24.00

Output Power Results

Channel	Frequency (MHz)	Chain 0 Meas Power (dBm)	Chain 1 Meas Power (dBm)	Total Corr'd Power (dBm)	Power Limit (dBm)	Power Margin (dB)
Low	5500	17.34	17.50	20.43	24.00	-3.57
Mid	5580	17.21	17.42	20.33	24.00	-3.67
High	5700	14.34	14.08	17.22	24.00	-6.78
144	5720	17.34	17.49	20.43	24.00	-3.57

UL VERIFICATION SERVICES INC.
47173 Benicia Street, Fremont, CA 94538; USA TEL:(510) 771-1000 FAX:(510) 661-0888
This report shall not be reproduced except in full, without the written approval of UL Verification Services Inc.

2TX Antenna 1 + Antenna 2 OFDMA MODE – 242-Tones, RU Index 61

Bandwidth, Antenna Gain, and Limits

Channel	Frequency (MHz)	Min 26 dB BW (MHz)	Directional Gain for Power (dBi)	Directional Gain for PSD (dBi)	Power Limit (dBm)	PSD Limit (dBm/ 1MHz)
Low	5500	22.10	-3.05	-0.09	24.00	11.00
Mid	5580	22.10	-3.05	-0.09	24.00	11.00
High	5700	22.15	-3.05	-0.09	24.00	11.00
144	5720	21.80	-3.05	-0.09	24.00	11.00

Duty Cycle CF (dB)	0.67	Included in Calculations of Corr'd PSD

Output Power Results

Channel	Frequency (MHz)	Chain 0 Meas Power (dBm)	Chain 1 Meas Power (dBm)	Total Corr'd Power (dBm)	Power Limit (dBm)	Power Margin (dB)
Low	5500	17.84	17.95	20.91	24.00	-3.09
Mid	5580	17.86	17.98	20.93	24.00	-3.07
High	5700	14.62	14.13	17.39	24.00	-6.61
144	5720	17.77	17.88	20.84	24.00	-3.16

PSD Results

Channel	Frequency (MHz)	Chain 0 Meas PSD (dBm/ 1MHz)	Chain 1 Meas PSD (dBm/ 1MHz)	Total Corr'd PSD (dBm/ 1MHz)	PSD Limit (dBm/ 1MHz)	PSD Margin (dB)
Low	5500	4.833	5.020	8.61	11.00	-2.39
Mid	5580	5.090	4.991	8.72	11.00	-2.28
High	5700	4.514	4.398	8.14	11.00	-2.86
144	5720	6.701	6.281	10.18	11.00	-0.82

UL VERIFICATION SERVICES INC.
47173 Benicia Street, Fremont, CA 94538; USA TEL:(510) 771-1000 FAX:(510) 661-0888
This report shall not be reproduced except in full, without the written approval of UL Verification Services Inc.

LOW CHANNEL

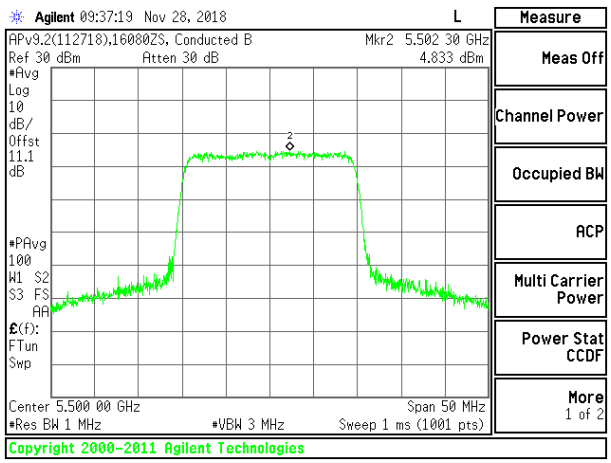

LOW CHANNEL CHAIN 0

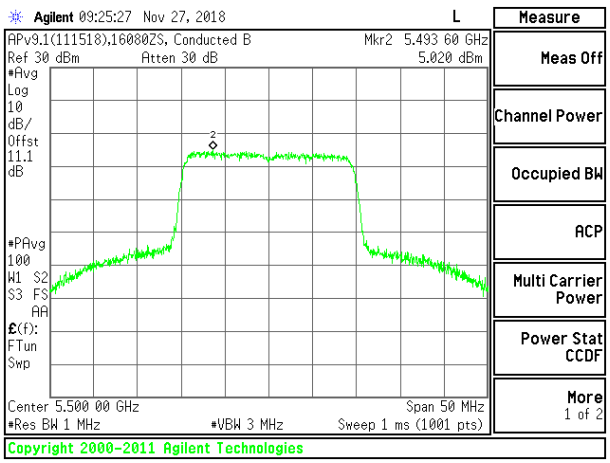

LOW CHANNEL CHAIN 1

MID CHANNEL

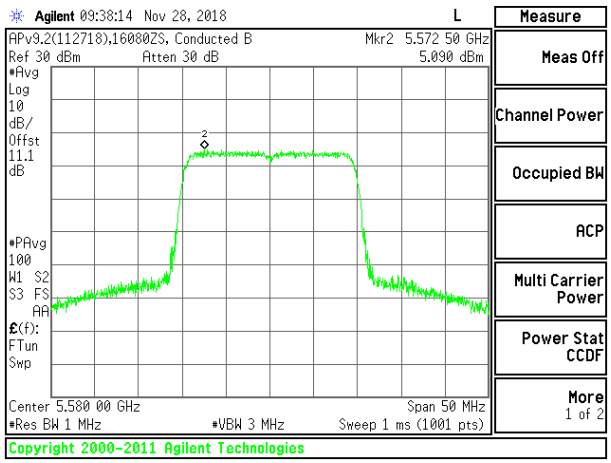

MID CHANNEL CHAIN 0

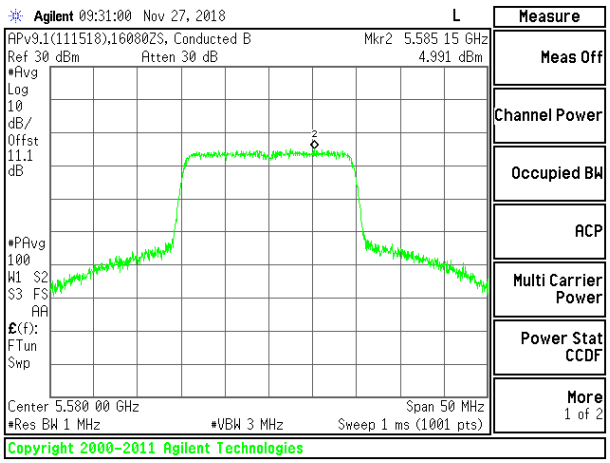

MID CHANNEL CHAIN 1

UL VERIFICATION SERVICES INC.
47173 Benicia Street, Fremont, CA 94538; USA TEL:(510) 771-1000 FAX:(510) 661-0888
This report shall not be reproduced except in full, without the written approval of UL Verification Services Inc.

HIGH CHANNEL

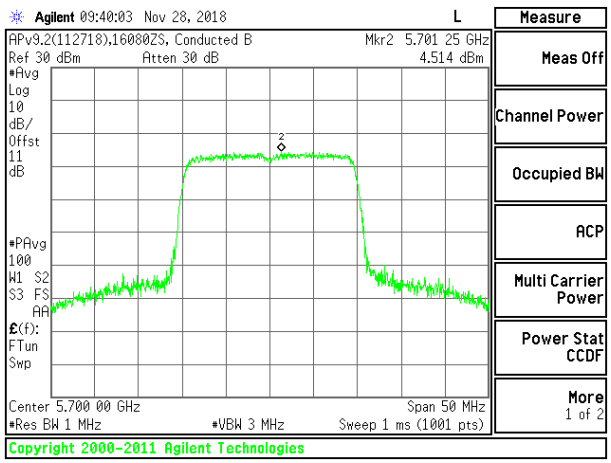

HIGH CHANNEL CHAIN 0

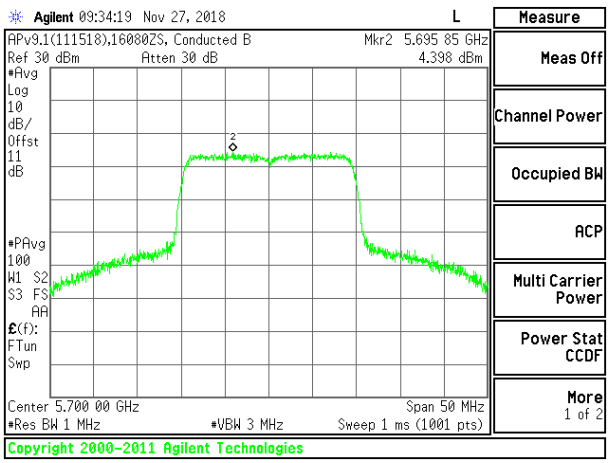

HIGH CHANNEL CHAIN 1

CHANNEL 144

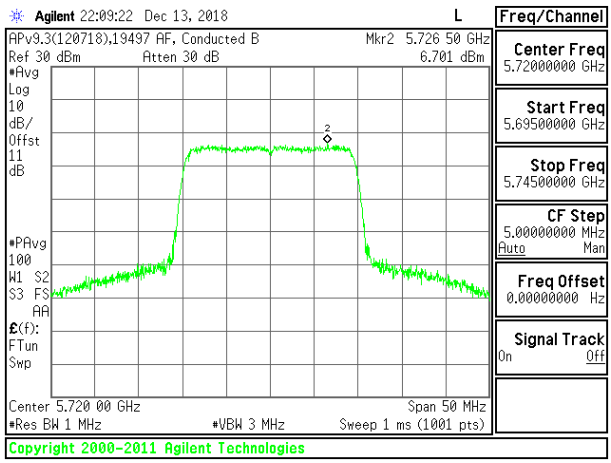

CHANNEL 144 CHAIN 0

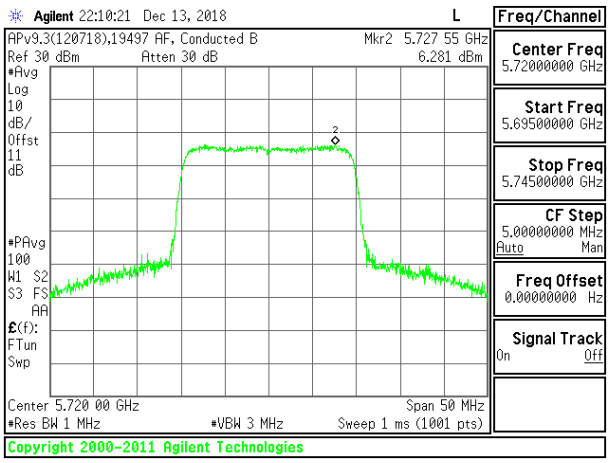

CHANNEL 144 CHAIN 1

UL VERIFICATION SERVICES INC.
47173 Benicia Street, Fremont, CA 94538; USA TEL:(510) 771-1000 FAX:(510) 661-0888
This report shall not be reproduced except in full, without the written approval of UL Verification Services Inc.

2TX Antenna 1 + Antenna 2 OFDMA MODE – 106-Tones, RU Index 53

Bandwidth, Antenna Gain, and Limits

Channel	Frequency (MHz)	Min 26 dB BW (MHz)	Directional Gain for Power (dBi)	Directional Gain for PSD (dBi)	Power Limit (dBm)	PSD Limit (dBm/ 1MHz)
Low	5500	20.50	-3.05	-0.09	24.00	11.00
Mid	5580	20.65	-3.05	-0.09	24.00	11.00
High	5700	20.60	-3.05	-0.09	24.00	11.00
144	5720	20.50	-3.05	-0.09	24.00	11.00

Duty Cycle CF (dB)	0.33	Included in Calculations of Corr'd PSD

Output Power Results

Channel	Frequency (MHz)	Chain 0 Meas Power (dBm)	Chain 1 Meas Power (dBm)	Total Corr'd Power (dBm)	Power Limit (dBm)	Power Margin (dB)
Low	5500	16.42	16.62	19.53	24.00	-4.47
Mid	5580	16.64	16.48	19.57	24.00	-4.43
High	5700	16.56	16.19	19.39	24.00	-4.61
144	5720	16.42	16.18	19.31	24.00	-4.69

PSD Results

Channel	Frequency (MHz)	Chain 0 Meas PSD (dBm/ 1MHz)	Chain 1 Meas PSD (dBm/ 1MHz)	Total Corr'd PSD (dBm/ 1MHz)	PSD Limit (dBm/ 1MHz)	PSD Margin (dB)
Low	5500	7.065	7.520	10.64	11.00	-0.36
Mid	5580	6.750	7.293	10.37	11.00	-0.63
High	5700	6.605	7.204	10.26	11.00	-0.74
144	5720	7.465	7.495	10.82	11.00	-0.18

UL VERIFICATION SERVICES INC.
47173 Benicia Street, Fremont, CA 94538; USA TEL:(510) 771-1000 FAX:(510) 661-0888
This report shall not be reproduced except in full, without the written approval of UL Verification Services Inc.

LOW CHANNEL

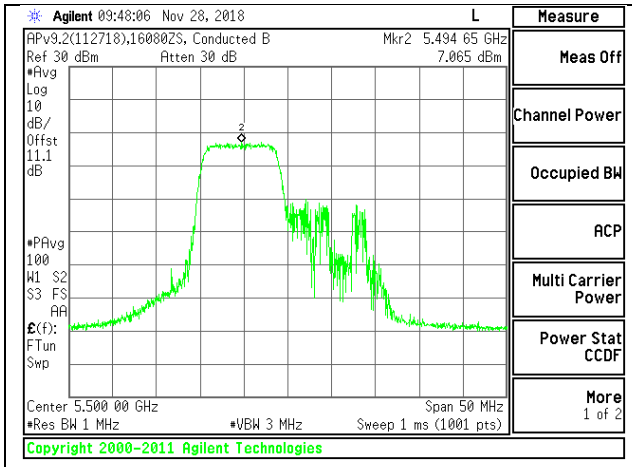

LOW CHANNEL CHAIN 0

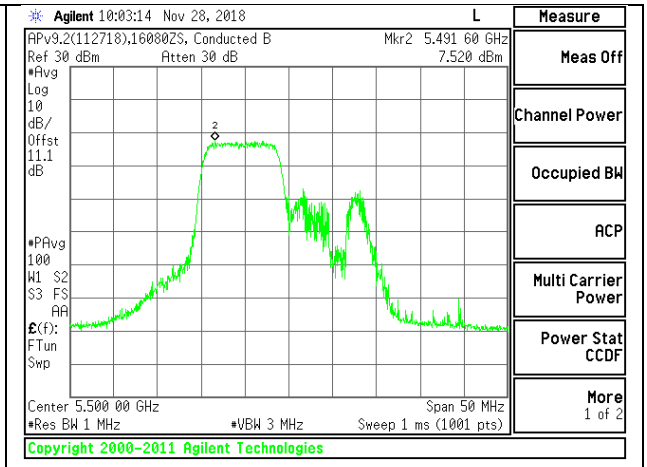

LOW CHANNEL CHAIN 1

MID CHANNEL

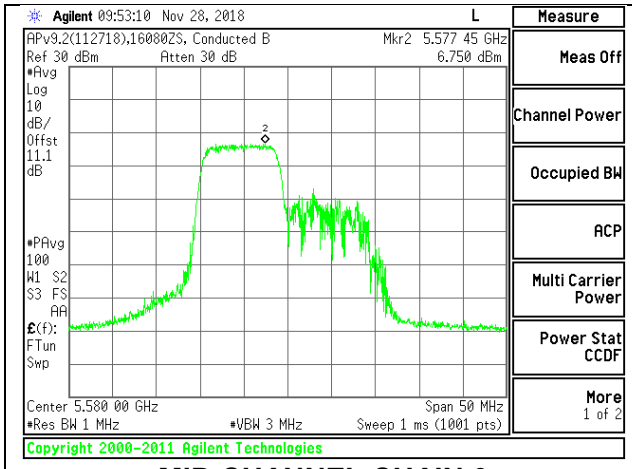

MID CHANNEL CHAIN 0

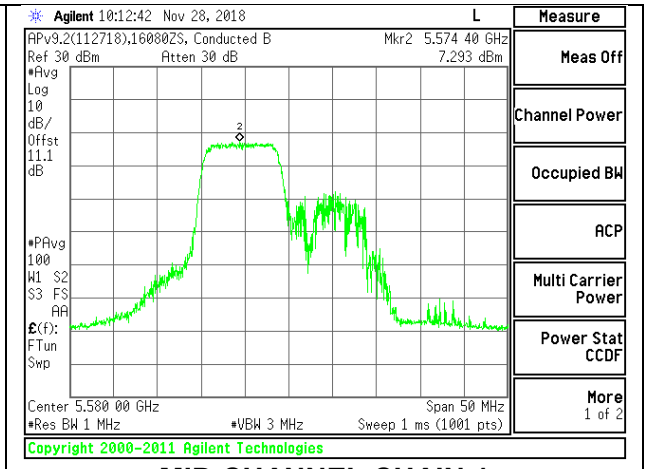

MID CHANNEL CHAIN 1

HIGH CHANNEL

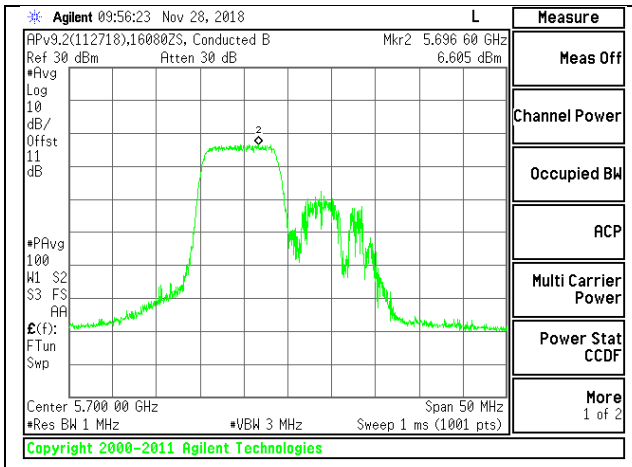

HIGH CHANNEL CHAIN 0

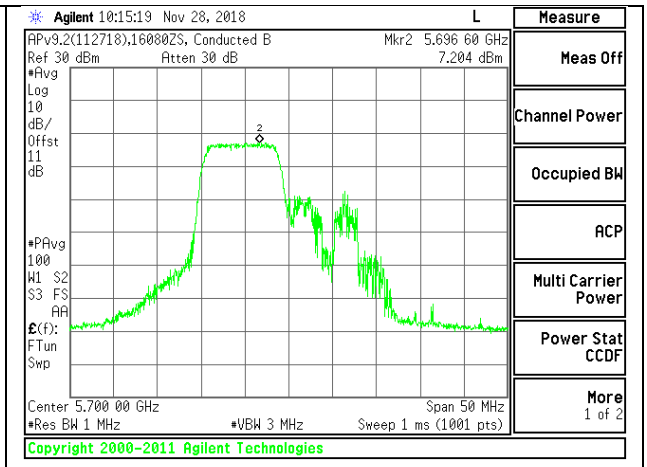

HIGH CHANNEL CHAIN 1

UL VERIFICATION SERVICES INC.
47173 Benicia Street, Fremont, CA 94538; USA TEL:(510) 771-1000 FAX:(510) 661-0888
This report shall not be reproduced except in full, without the written approval of UL Verification Services Inc.

CHANNEL 144

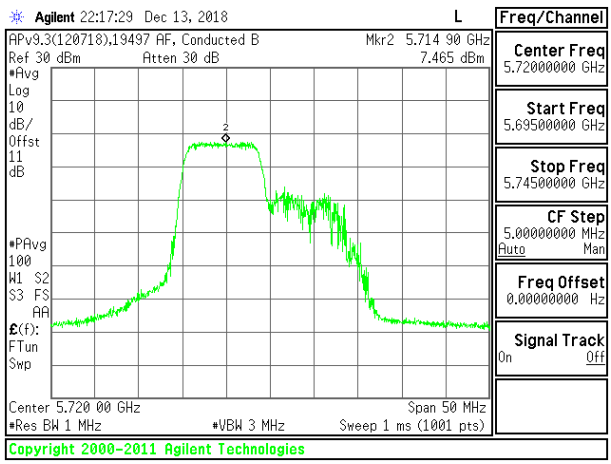

CHANNEL 144 CHAIN 0

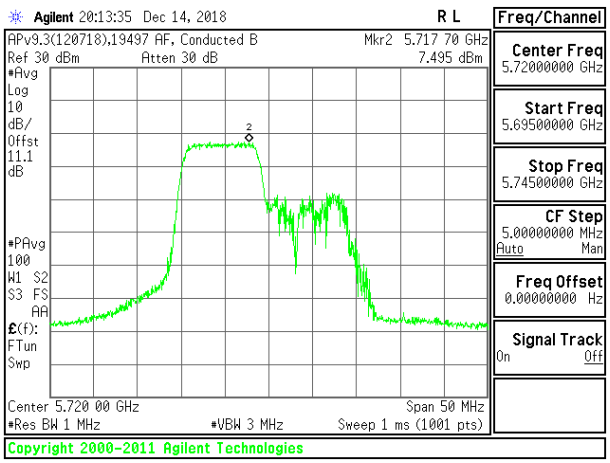

CHANNEL 144 CHAIN 1

UL VERIFICATION SERVICES INC.
47173 Benicia Street, Fremont, CA 94538; USA TEL:(510) 771-1000 FAX:(510) 661-0888
This report shall not be reproduced except in full, without the written approval of UL Verification Services Inc.

2TX Antenna 1 + Antenna 2 OFDMA MODE – 106-Tones, RU Index 54

Bandwidth, Antenna Gain, and Limits

Channel	Frequency (MHz)	Min 26 dB BW (MHz)	Directional Gain for Power (dBi)	Directional Gain for PSD (dBi)	Power Limit (dBm)	PSD Limit (dBm/ 1MHz)
Low	5500	20.75	-3.05	-0.09	24.00	11.00
Mid	5580	21.50	-3.05	-0.09	24.00	11.00
High	5700	21.05	-3.05	-0.09	24.00	11.00
144	5720	20.80	-3.05	-0.09	24.00	11.00

Duty Cycle CF (dB)	0.33	Included in Calculations of Corr'd PSD

Output Power Results

Channel	Frequency (MHz)	Chain 0 Meas Power (dBm)	Chain 1 Meas Power (dBm)	Total Corr'd Power (dBm)	Power Limit (dBm)	Power Margin (dB)
Low	5500	16.63	16.53	19.59	24.00	-4.41
Mid	5580	16.45	16.21	19.34	24.00	-4.66
High	5700	16.51	16.17	19.35	24.00	-4.65
144	5720	16.34	16.04	19.20	24.00	-4.80

PSD Results

Channel	Frequency (MHz)	Chain 0 Meas PSD (dBm/ 1MHz)	Chain 1 Meas PSD (dBm/ 1MHz)	Total Corr'd PSD (dBm/ 1MHz)	PSD Limit (dBm/ 1MHz)	PSD Margin (dB)
Low	5500	7.200	7.436	10.66	11.00	-0.34
Mid	5580	7.075	7.600	10.69	11.00	-0.31
High	5700	6.817	7.449	10.48	11.00	-0.52
144	5720	7.477	7.574	10.87	11.00	-0.13

UL VERIFICATION SERVICES INC.
47173 Benicia Street, Fremont, CA 94538; USA TEL:(510) 771-1000 FAX:(510) 661-0888
This report shall not be reproduced except in full, without the written approval of UL Verification Services Inc.

LOW CHANNEL

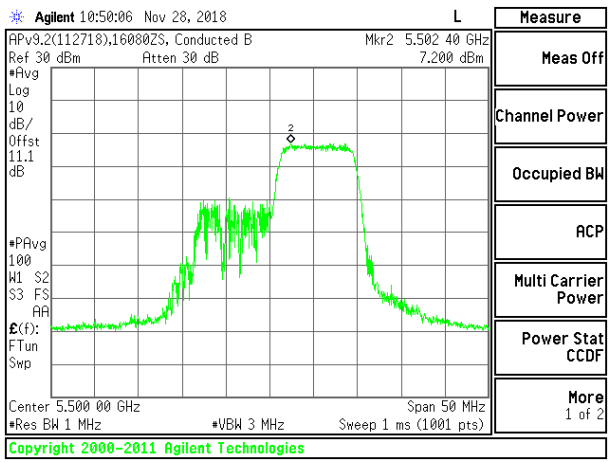

LOW CHANNEL CHAIN 0

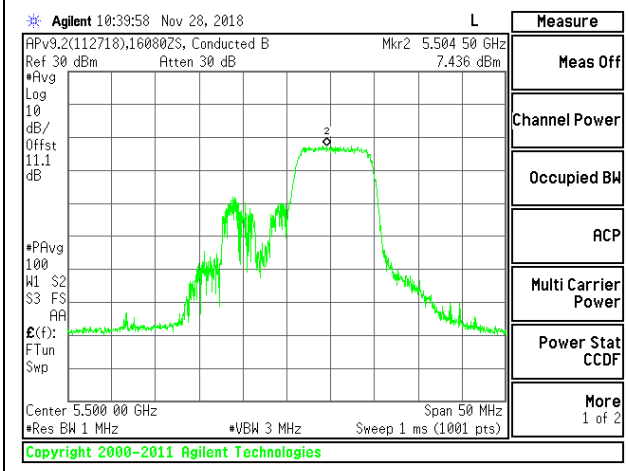

LOW CHANNEL CHAIN 1

MID CHANNEL

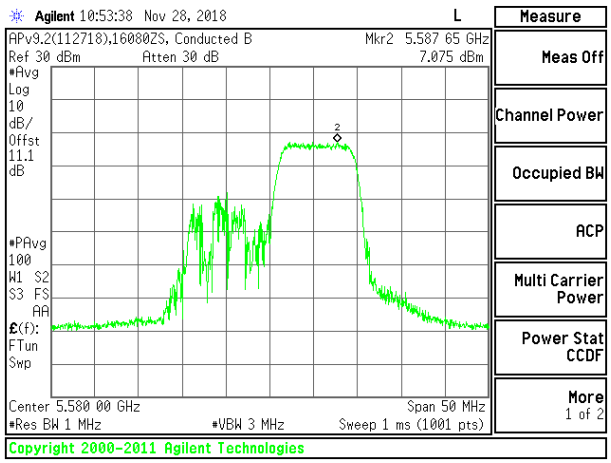

MID CHANNEL CHAIN 0

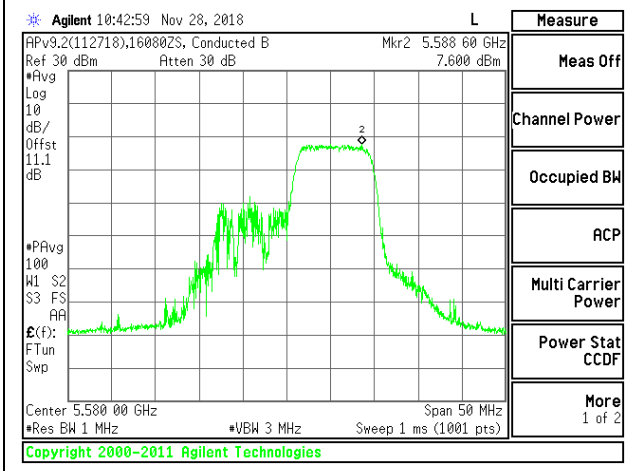

MID CHANNEL CHAIN 1

UL VERIFICATION SERVICES INC.
47173 Benicia Street, Fremont, CA 94538; USA TEL:(510) 771-1000 FAX:(510) 661-0888
This report shall not be reproduced except in full, without the written approval of UL Verification Services Inc.

HIGH CHANNEL

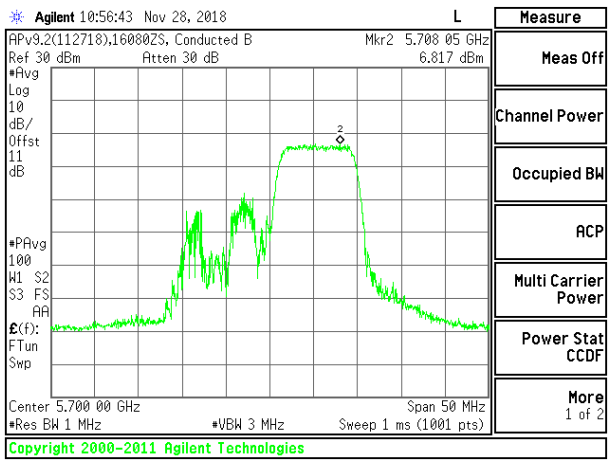

HIGH CHANNEL CHAIN 0

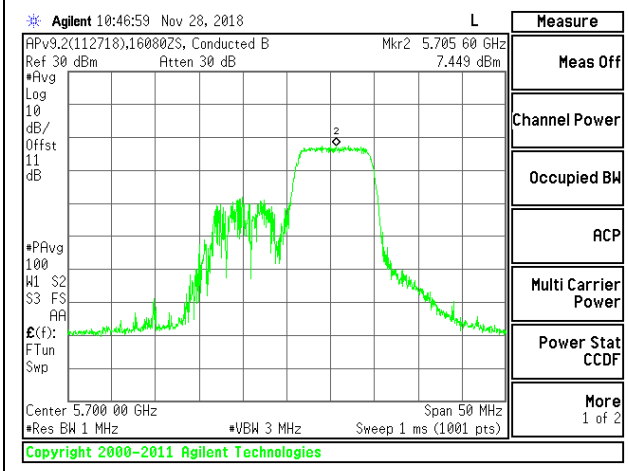

HIGH CHANNEL CHAIN 1

CHANNEL 144

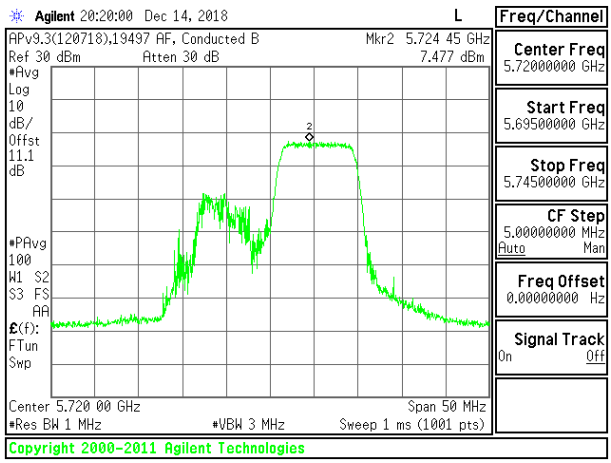

CHANNEL 144 CHAIN 0

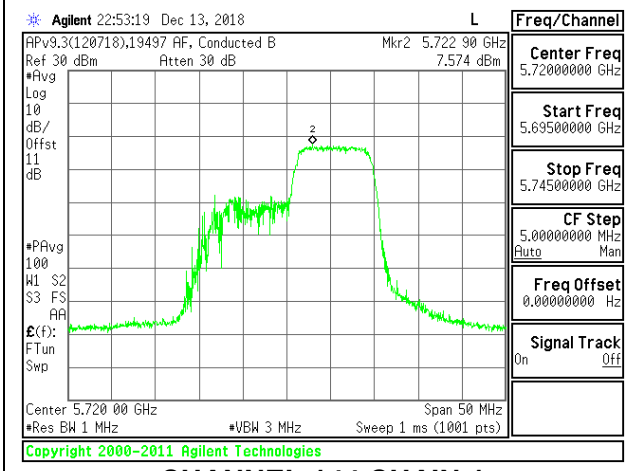

CHANNEL 144 CHAIN 1

UL VERIFICATION SERVICES INC.
47173 Benicia Street, Fremont, CA 94538; USA TEL:(510) 771-1000 FAX:(510) 661-0888
This report shall not be reproduced except in full, without the written approval of UL Verification Services Inc.

2TX Antenna 1 + Antenna 2 OFDMA MODE – 52-Tones, RU Index 37

Bandwidth, Antenna Gain, and Limits

Channel	Frequency (MHz)	Min 26 dB BW (MHz)	Directional Gain for Power (dBi)	Directional Gain for PSD (dBi)	Power Limit (dBm)	PSD Limit (dBm/ 1MHz)
Low	5500	20.30	-3.05	-0.09	24.00	11.00
Mid	5580	20.25	-3.05	-0.09	24.00	11.00
High	5700	20.20	-3.05	-0.09	24.00	11.00
144	5720	20.15	-3.05	-0.09	24.00	11.00

Duty Cycle CF (dB)	0.17	Included in Calculations of Corr'd PSD

Output Power Results

Channel	Frequency (MHz)	Chain 0 Meas Power (dBm)	Chain 1 Meas Power (dBm)	Total Corr'd Power (dBm)	Power Limit (dBm)	Power Margin (dB)
Low	5500	12.94	13.19	16.08	24.00	-7.92
Mid	5580	13.14	13.00	16.08	24.00	-7.92
High	5700	13.12	12.90	16.02	24.00	-7.98
144	5720	13.07	13.00	16.05	24.00	-7.95

PSD Results

Channel	Frequency (MHz)	Chain 0 Meas PSD (dBm/ 1MHz)	Chain 1 Meas PSD (dBm/ 1MHz)	Total Corr'd PSD (dBm/ 1MHz)	PSD Limit (dBm/ 1MHz)	PSD Margin (dB)
Low	5500	7.080	7.249	10.35	11.00	-0.65
Mid	5580	7.252	7.621	10.62	11.00	-0.38
High	5700	6.856	6.998	10.11	11.00	-0.89
144	5720	7.300	7.210	10.44	11.00	-0.56

UL VERIFICATION SERVICES INC.
47173 Benicia Street, Fremont, CA 94538; USA TEL:(510) 771-1000 FAX:(510) 661-0888
This report shall not be reproduced except in full, without the written approval of UL Verification Services Inc.

LOW CHANNEL

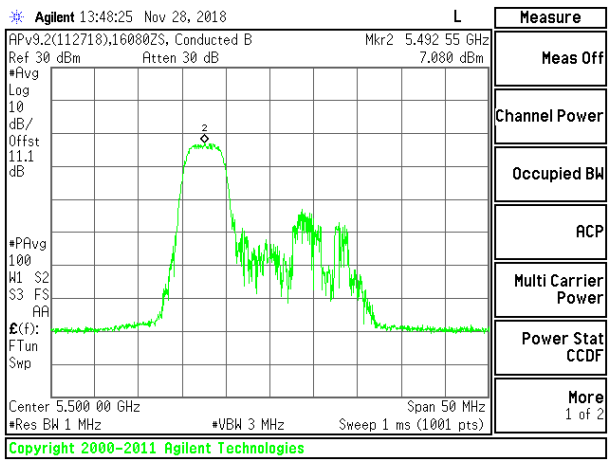

LOW CHANNEL CHAIN 0

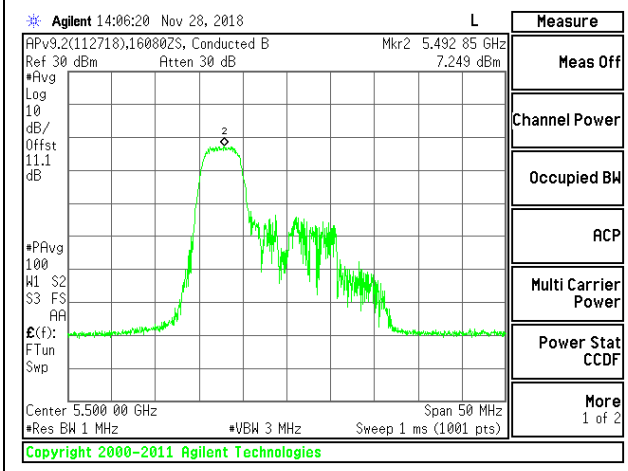

LOW CHANNEL CHAIN 1

MID CHANNEL

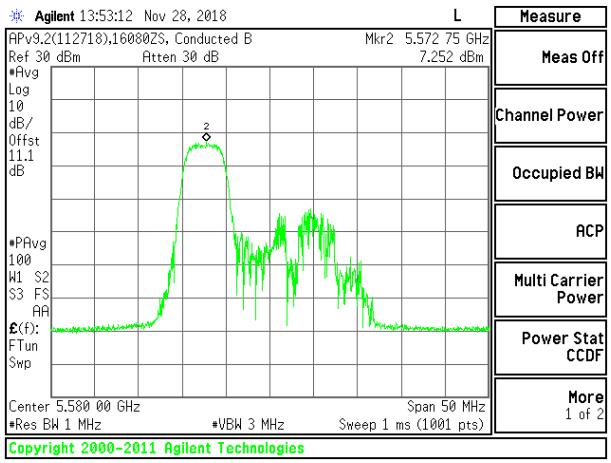

MID CHANNEL CHAIN 0

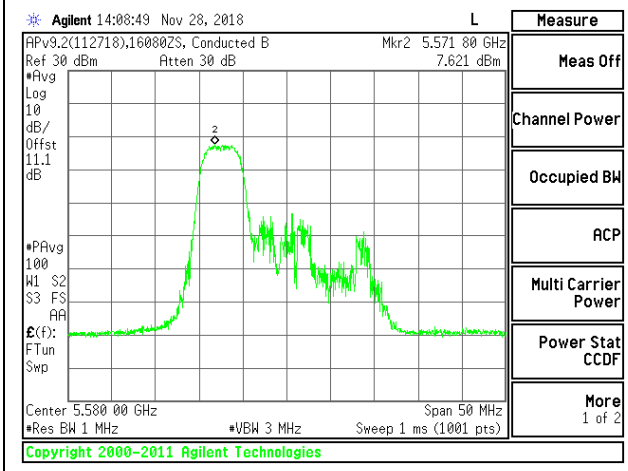

MID CHANNEL CHAIN 1

UL VERIFICATION SERVICES INC.
47173 Benicia Street, Fremont, CA 94538; USA TEL:(510) 771-1000 FAX:(510) 661-0888
This report shall not be reproduced except in full, without the written approval of UL Verification Services Inc.

HIGH CHANNEL

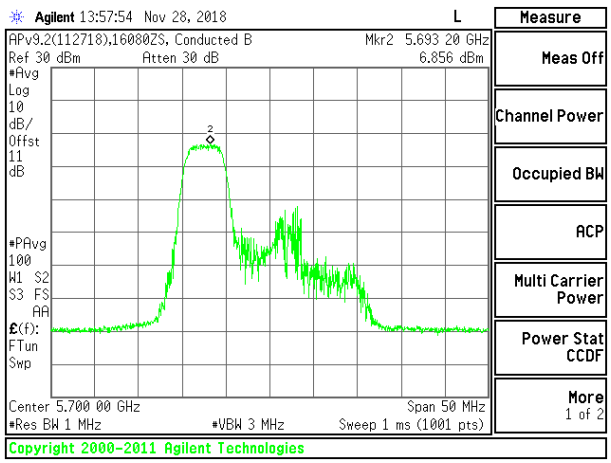

HIGH CHANNEL CHAIN 0

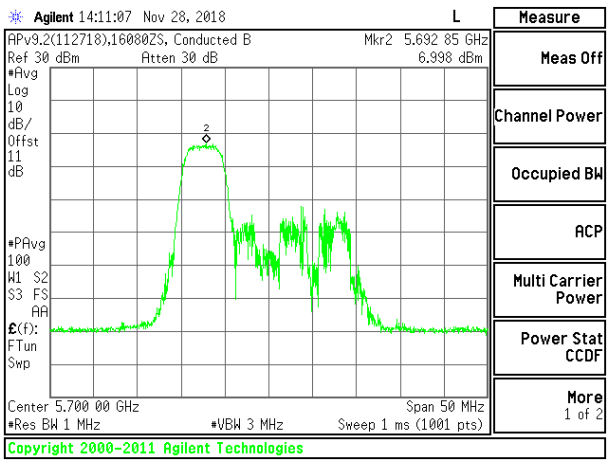

HIGH CHANNEL CHAIN 1

CHANNEL 144

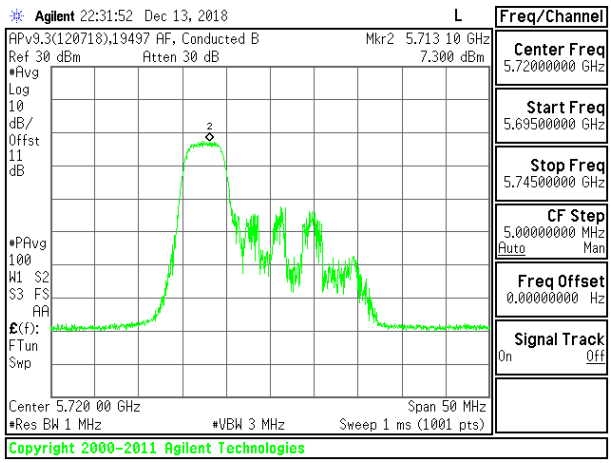

CHANNEL 144 CHAIN 0

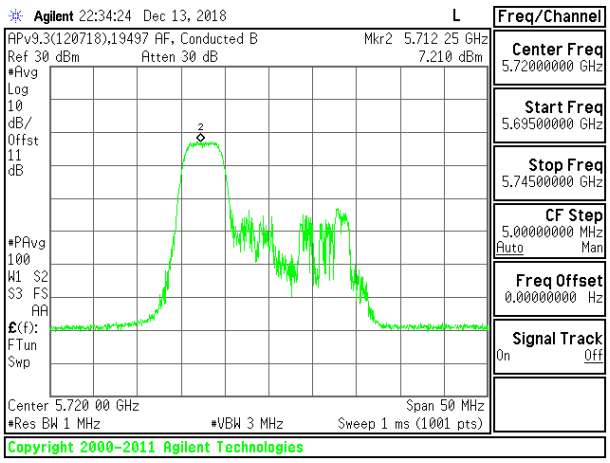

CHANNEL 144 CHAIN 1

UL VERIFICATION SERVICES INC.
47173 Benicia Street, Fremont, CA 94538; USA TEL:(510) 771-1000 FAX:(510) 661-0888
This report shall not be reproduced except in full, without the written approval of UL Verification Services Inc.

2TX Antenna 1 + Antenna 2 OFDMA MODE – 52-Tones, RU Index 38

Bandwidth, Antenna Gain, and Limits

Channel	Frequency (MHz)	Min 26 dB BW (MHz)	Directional Gain for Power (dBi)	Directional Gain for PSD (dBi)	Power Limit (dBm)	PSD Limit (dBm/ 1MHz)
Low	5500	18.90	-3.05	-0.09	23.76	11.00
Mid	5580	19.15	-3.05	-0.09	23.82	11.00
High	5700	19.15	-3.05	-0.09	23.82	11.00
144	5720	18.95	-3.05	-0.09	23.78	11.00

Duty Cycle CF (dB)	0.17	Included in Calculations of Corr'd PSD

Output Power Results

Channel	Frequency (MHz)	Chain 0 Meas Power (dBm)	Chain 1 Meas Power (dBm)	Total Corr'd Power (dBm)	Power Limit (dBm)	Power Margin (dB)
Low	5500	12.97	13.14	16.07	23.76	-7.70
Mid	5580	13.21	13.06	16.15	23.82	-7.68
High	5700	13.36	12.91	16.15	23.82	-7.67
144	5720	13.05	12.89	15.98	23.78	-7.80

PSD Results

Channel	Frequency (MHz)	Chain 0 Meas PSD (dBm/ 1MHz)	Chain 1 Meas PSD (dBm/ 1MHz)	Total Corr'd PSD (dBm/ 1MHz)	PSD Limit (dBm/ 1MHz)	PSD Margin (dB)
Low	5500	7.423	7.598	10.69	11.00	-0.31
Mid	5580	7.541	7.365	10.63	11.00	-0.37
High	5700	7.264	7.422	10.52	11.00	-0.48
144	5720	7.076	7.271	10.35	11.00	-0.65

UL VERIFICATION SERVICES INC.
47173 Benicia Street, Fremont, CA 94538; USA TEL:(510) 771-1000 FAX:(510) 661-0888
This report shall not be reproduced except in full, without the written approval of UL Verification Services Inc.

LOW CHANNEL

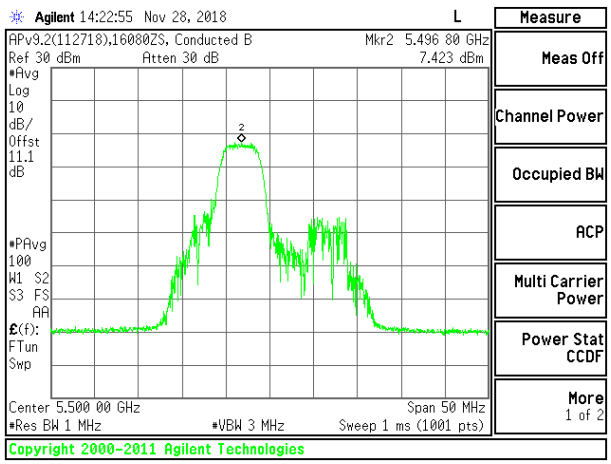

LOW CHANNEL CHAIN 0

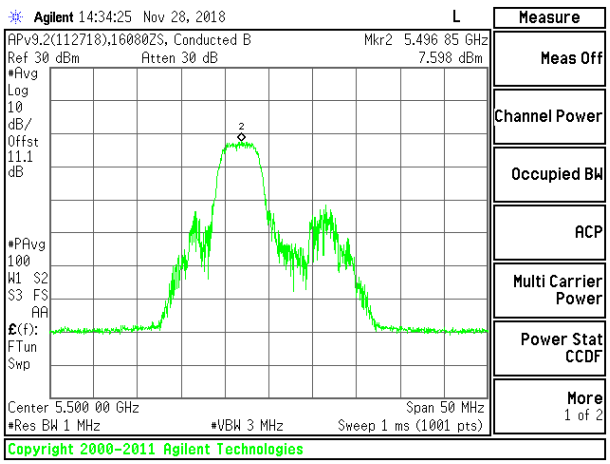

LOW CHANNEL CHAIN 1

MID CHANNEL

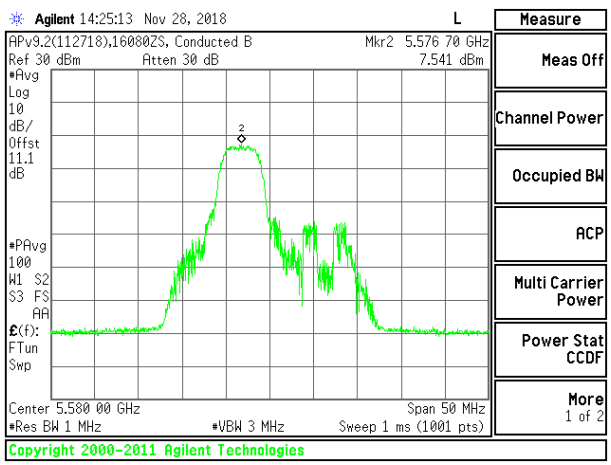

MID CHANNEL CHAIN 0

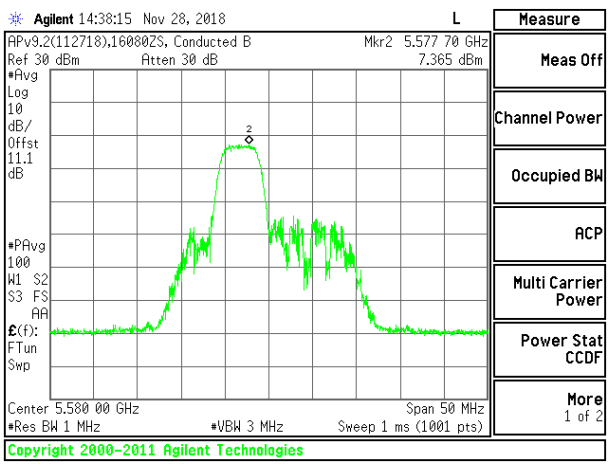

MID CHANNEL CHAIN 1

UL VERIFICATION SERVICES INC.
47173 Benicia Street, Fremont, CA 94538; USA TEL:(510) 771-1000 FAX:(510) 661-0888
This report shall not be reproduced except in full, without the written approval of UL Verification Services Inc.

HIGH CHANNEL

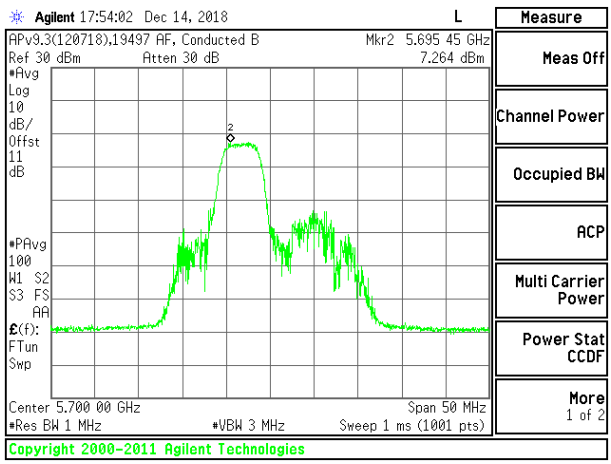

HIGH CHANNEL CHAIN 0

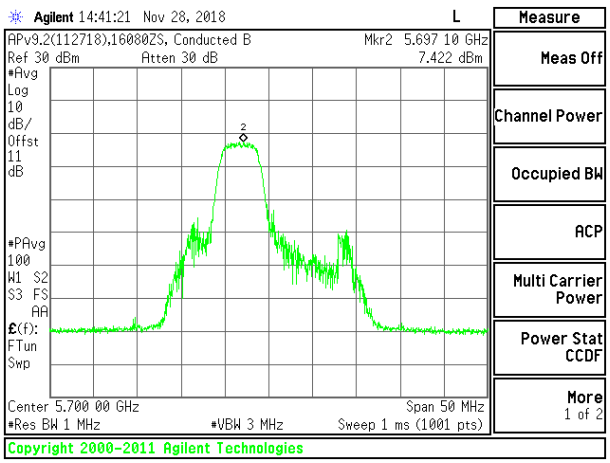

HIGH CHANNEL CHAIN 1

CHANNEL 144

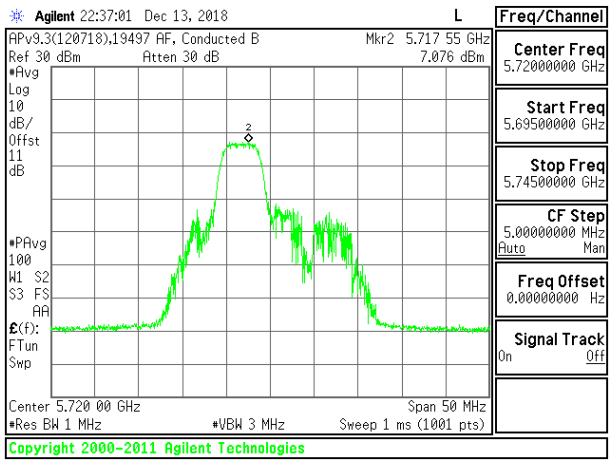

CHANNEL 144 CHAIN 0

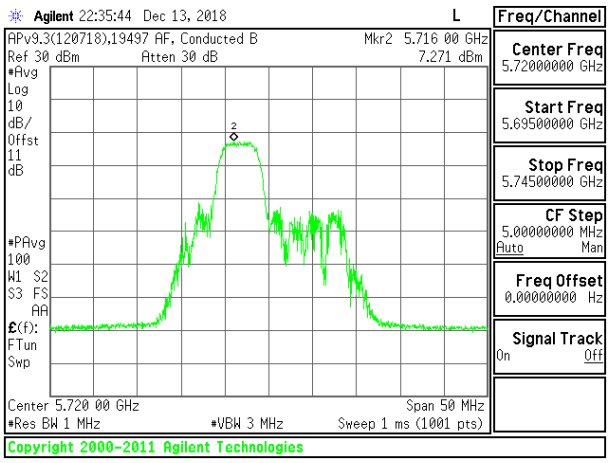

CHANNEL 144 CHAIN 1

UL VERIFICATION SERVICES INC.
47173 Benicia Street, Fremont, CA 94538; USA TEL:(510) 771-1000 FAX:(510) 661-0888
This report shall not be reproduced except in full, without the written approval of UL Verification Services Inc.

2TX Antenna 1 + Antenna 2 OFDMA MODE – 52-Tones, RU Index 40

Bandwidth, Antenna Gain, and Limits

Channel	Frequency (MHz)	Min 26 dB BW (MHz)	Directional Gain for Power (dBi)	Directional Gain for PSD (dBi)	Power Limit (dBm)	PSD Limit (dBm/ 1MHz)
Low	5500	20.35	-3.05	-0.09	24.00	11.00
Mid	5580	20.45	-3.05	-0.09	24.00	11.00
High	5700	20.35	-3.05	-0.09	24.00	11.00
144	5720	20.30	-3.05	-0.09	24.00	11.00

Duty Cycle CF (dB)	0.17	Included in Calculations of Corr'd PSD

Output Power Results

Channel	Frequency (MHz)	Chain 0 Meas Power (dBm)	Chain 1 Meas Power (dBm)	Total Corr'd Power (dBm)	Power Limit (dBm)	Power Margin (dB)
Low	5500	12.58	13.00	15.81	24.00	-8.19
Mid	5580	12.74	12.84	15.80	24.00	-8.20
High	5700	13.14	12.94	16.05	24.00	-7.95
144	5720	12.81	12.74	15.79	24.00	-8.21

PSD Results

Channel	Frequency (MHz)	Chain 0 Meas PSD (dBm/ 1MHz)	Chain 1 Meas PSD (dBm/ 1MHz)	Total Corr'd PSD (dBm/ 1MHz)	PSD Limit (dBm/ 1MHz)	PSD Margin (dB)
Low	5500	7.421	7.165	10.48	11.00	-0.52
Mid	5580	6.411	7.295	10.06	11.00	-0.94
High	5700	6.790	7.160	10.16	11.00	-0.84
144	5720	7.196	7.265	10.41	11.00	-0.59

UL VERIFICATION SERVICES INC.
47173 Benicia Street, Fremont, CA 94538; USA TEL:(510) 771-1000 FAX:(510) 661-0888
This report shall not be reproduced except in full, without the written approval of UL Verification Services Inc.

LOW CHANNEL

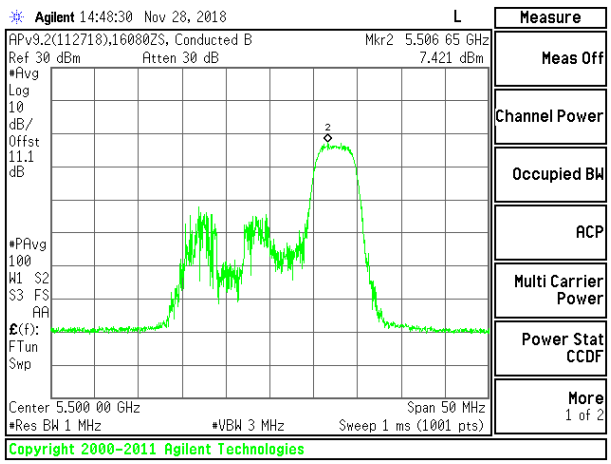

LOW CHANNEL CHAIN 0

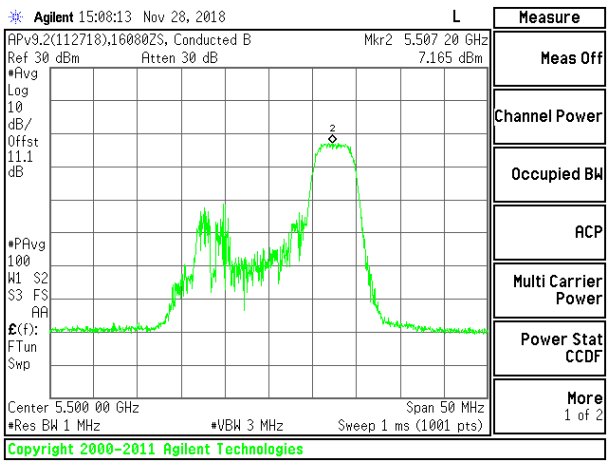

LOW CHANNEL CHAIN 1

MID CHANNEL

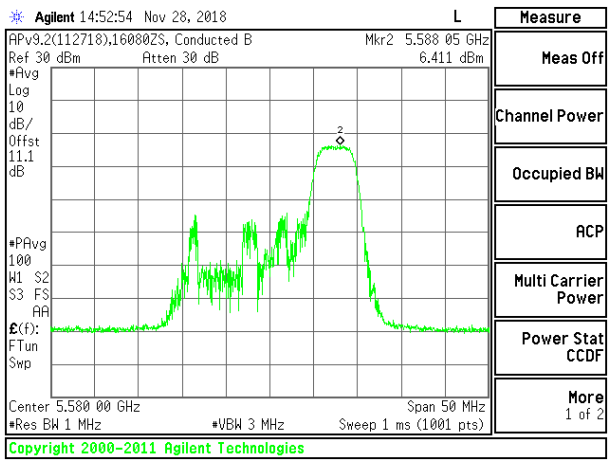

MID CHANNEL CHAIN 0

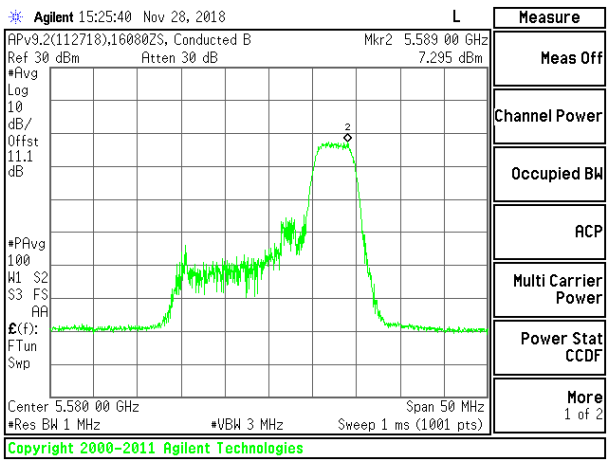

MID CHANNEL CHAIN 1

UL VERIFICATION SERVICES INC.
47173 Benicia Street, Fremont, CA 94538; USA TEL:(510) 771-1000 FAX:(510) 661-0888
This report shall not be reproduced except in full, without the written approval of UL Verification Services Inc.

HIGH CHANNEL

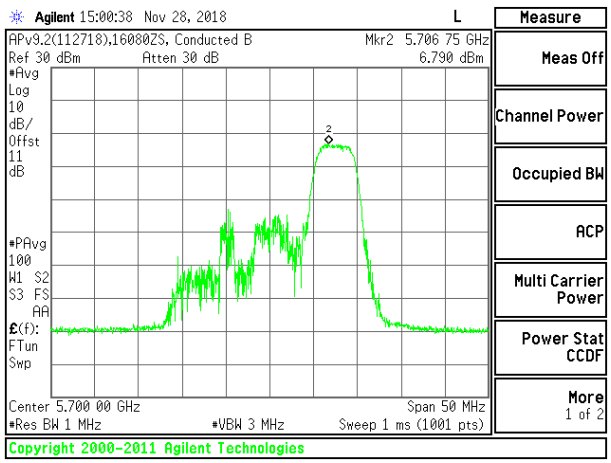

HIGH CHANNEL CHAIN 0

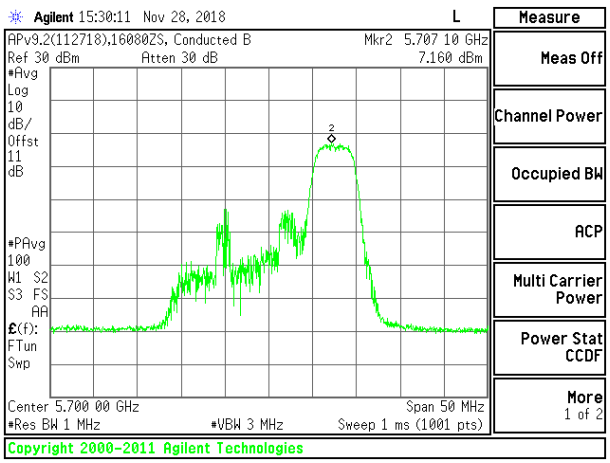

HIGH CHANNEL CHAIN 1

CHANNEL 144

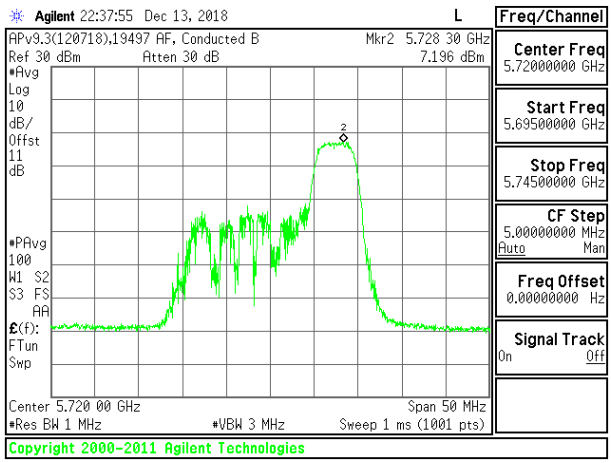

CHANNEL 144 CHAIN 0

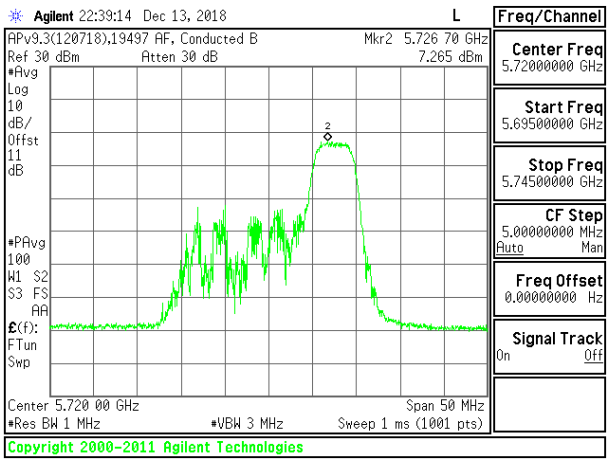

CHANNEL 144 CHAIN 1

UL VERIFICATION SERVICES INC.
47173 Benicia Street, Fremont, CA 94538; USA TEL:(510) 771-1000 FAX:(510) 661-0888
This report shall not be reproduced except in full, without the written approval of UL Verification Services Inc.

2TX Antenna 1 + Antenna 2 OFDMA MODE – 26-Tones, RU Index 0

Bandwidth, Antenna Gain, and Limits

Channel	Frequency (MHz)	Min 26 dB BW (MHz)	Directional Gain for Power (dBi)	Directional Gain for PSD (dBi)	Power Limit (dBm)	PSD Limit (dBm/ 1MHz)
Low	5500	19.95	-3.05	-0.09	24.00	11.00
Mid	5580	19.95	-3.05	-0.09	24.00	11.00
High	5700	19.95	-3.05	-0.09	24.00	11.00
144	5720	19.95	-3.05	-0.09	24.00	11.00

Duty Cycle CF (dB)	0.12	Included in Calculations of Corr'd PSD

Output Power Results

Channel	Frequency (MHz)	Chain 0 Meas Power (dBm)	Chain 1 Meas Power (dBm)	Total Corr'd Power (dBm)	Power Limit (dBm)	Power Margin (dB)
Low	5500	8.91	10.57	12.83	24.00	-11.17
Mid	5580	9.33	10.03	12.70	24.00	-11.30
High	5700	9.75	9.75	12.76	24.00	-11.24
144	5720	10.63	9.61	13.16	24.00	-10.84

PSD Results

Channel	Frequency (MHz)	Chain 0 Meas PSD (dBm/ 1MHz)	Chain 1 Meas PSD (dBm/ 1MHz)	Total Corr'd PSD (dBm/ 1MHz)	PSD Limit (dBm/ 1MHz)	PSD Margin (dB)
Low	5500	7.371	7.873	10.76	11.00	-0.24
Mid	5580	7.178	7.310	10.37	11.00	-0.63
High	5700	7.197	7.465	10.46	11.00	-0.54
144	5720	7.232	6.711	10.11	11.00	-0.89

UL VERIFICATION SERVICES INC.
47173 Benicia Street, Fremont, CA 94538; USA TEL:(510) 771-1000 FAX:(510) 661-0888
This report shall not be reproduced except in full, without the written approval of UL Verification Services Inc.

LOW CHANNEL

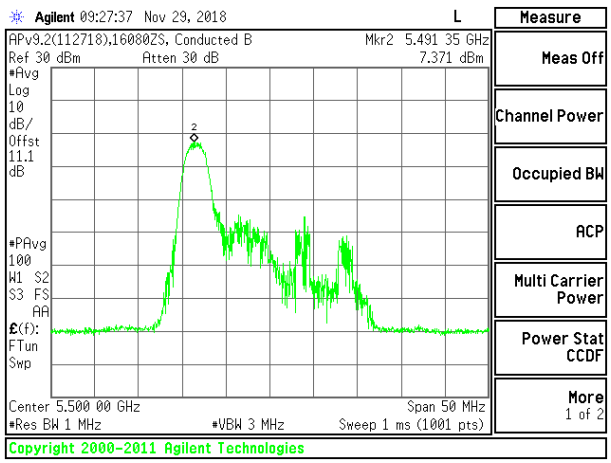

LOW CHANNEL CHAIN 0

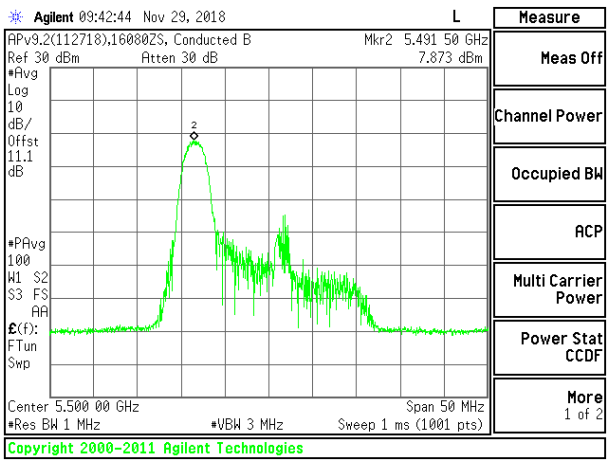

LOW CHANNEL CHAIN 1

MID CHANNEL

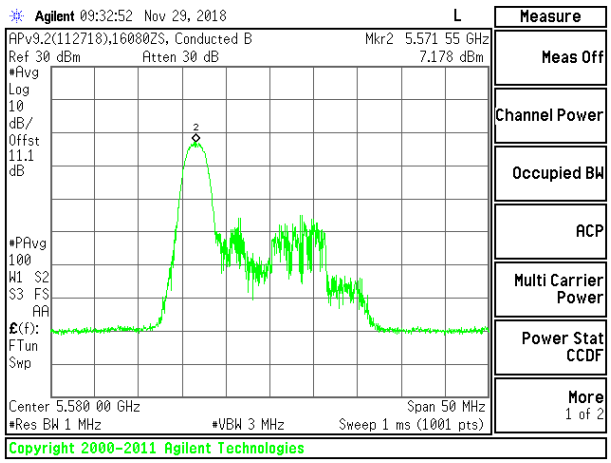

MID CHANNEL CHAIN 0

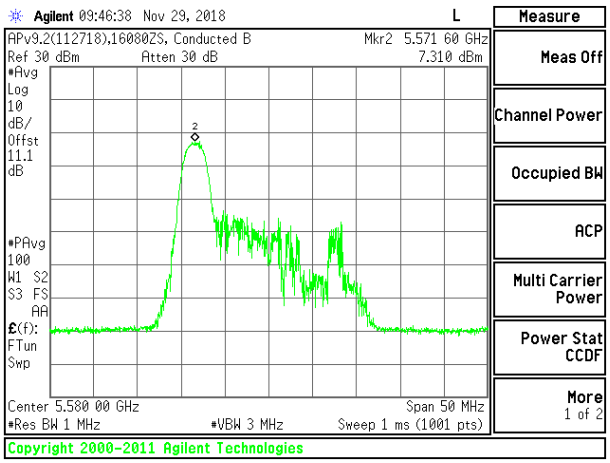

MID CHANNEL CHAIN 1

UL VERIFICATION SERVICES INC.
47173 Benicia Street, Fremont, CA 94538; USA TEL:(510) 771-1000 FAX:(510) 661-0888
This report shall not be reproduced except in full, without the written approval of UL Verification Services Inc.

HIGH CHANNEL

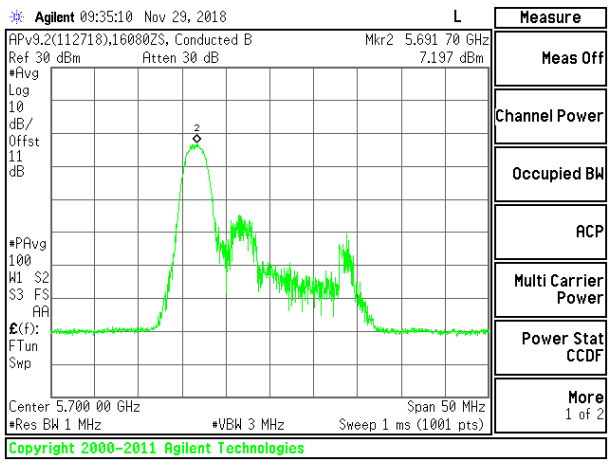

HIGH CHANNEL CHAIN 0

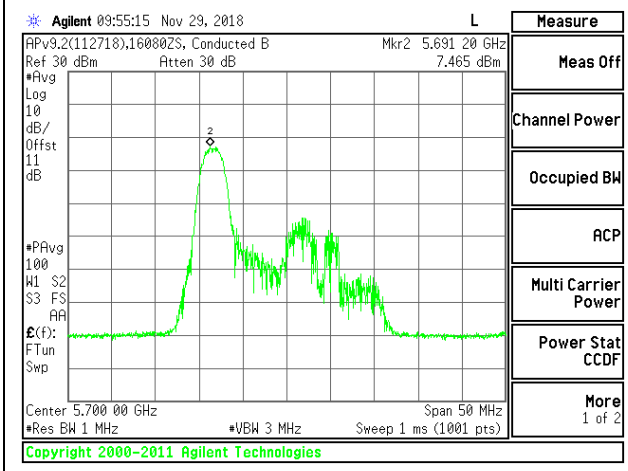

HIGH CHANNEL CHAIN 1

CHANNEL 144

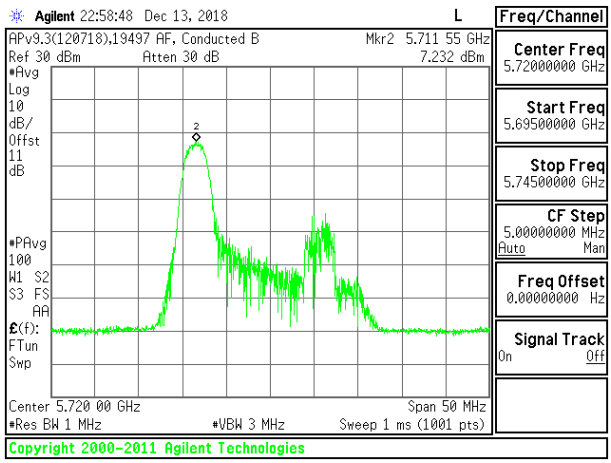

CHANNEL 144 CHAIN 0

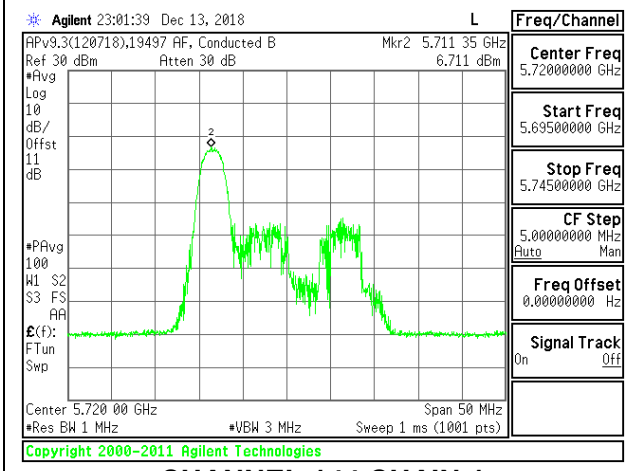

CHANNEL 144 CHAIN 1

UL VERIFICATION SERVICES INC.
47173 Benicia Street, Fremont, CA 94538; USA TEL:(510) 771-1000 FAX:(510) 661-0888
This report shall not be reproduced except in full, without the written approval of UL Verification Services Inc.

2TX Antenna 1 + Antenna 2 OFDMA MODE – 26-Tones, RU Index 4

Bandwidth, Antenna Gain, and Limits

Channel	Frequency (MHz)	Min 26 dB BW (MHz)	Directional Gain for Power (dBi)	Directional Gain for PSD (dBi)	Power Limit (dBm)	PSD Limit (dBm/ 1MHz)
Low	5500	18.35	-3.05	-0.09	23.64	11.00
Mid	5580	18.35	-3.05	-0.09	23.64	11.00
High	5700	18.25	-3.05	-0.09	23.61	11.00
144	5720	18.10	-3.05	-0.09	23.58	11.00

Duty Cycle CF (dB)	0.12	Included in Calculations of Corr'd PSD

Output Power Results

Channel	Frequency (MHz)	Chain 0 Meas Power (dBm)	Chain 1 Meas Power (dBm)	Total Corr'd Power (dBm)	Power Limit (dBm)	Power Margin (dB)
Low	5500	10.05	10.66	13.38	23.64	-10.26
Mid	5580	10.00	10.26	13.14	23.64	-10.49
High	5700	10.04	9.87	12.97	23.61	-10.65
144	5720	9.76	9.82	12.80	23.58	-10.78

PSD Results

Channel	Frequency (MHz)	Chain 0 Meas PSD (dBm/ 1MHz)	Chain 1 Meas PSD (dBm/ 1MHz)	Total Corr'd PSD (dBm/ 1MHz)	PSD Limit (dBm/ 1MHz)	PSD Margin (dB)
Low	5500	6.360	6.461	9.54	11.00	-1.46
Mid	5580	6.174	6.731	9.59	11.00	-1.41
High	5700	6.238	6.570	9.54	11.00	-1.46
144	5720	6.757	6.325	9.68	11.00	-1.32

UL VERIFICATION SERVICES INC.
47173 Benicia Street, Fremont, CA 94538; USA TEL:(510) 771-1000 FAX:(510) 661-0888
This report shall not be reproduced except in full, without the written approval of UL Verification Services Inc.

LOW CHANNEL

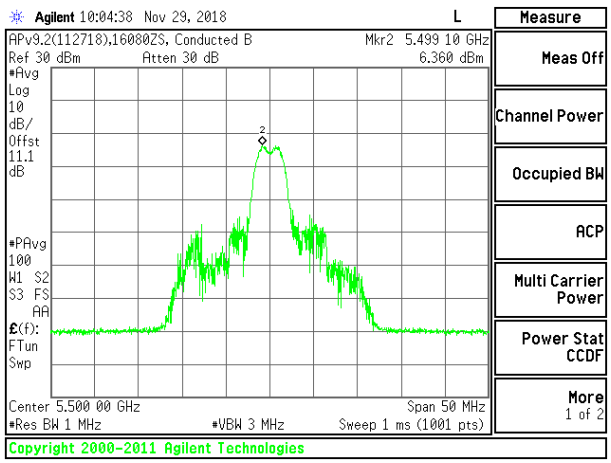

LOW CHANNEL CHAIN 0

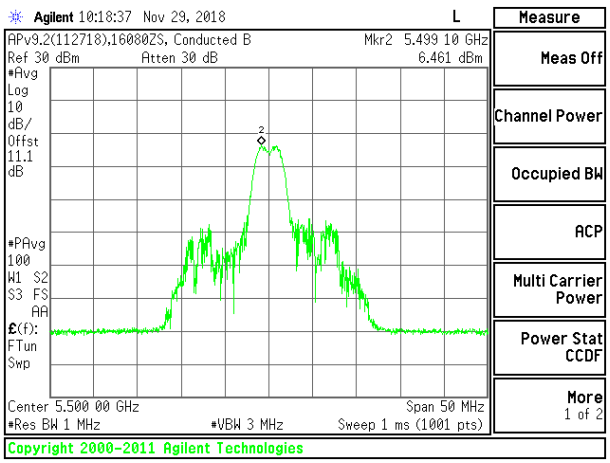

LOW CHANNEL CHAIN 1

MID CHANNEL

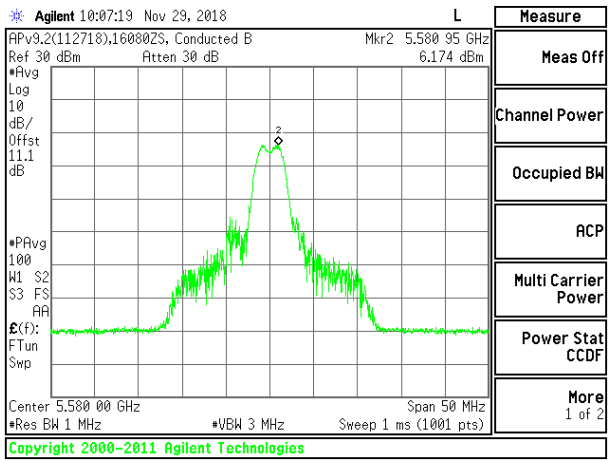

MID CHANNEL CHAIN 0

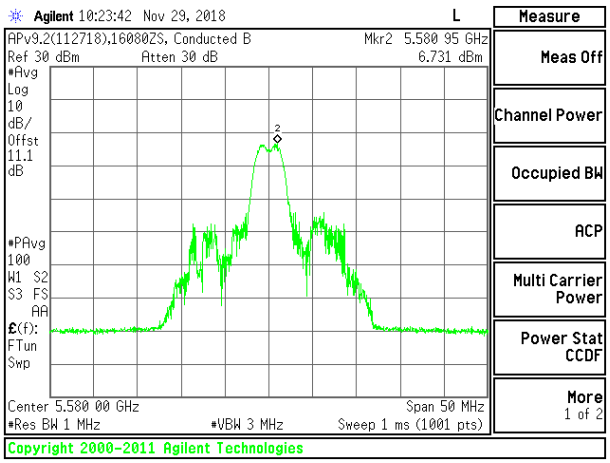

MID CHANNEL CHAIN 1

UL VERIFICATION SERVICES INC.
47173 Benicia Street, Fremont, CA 94538; USA TEL:(510) 771-1000 FAX:(510) 661-0888
This report shall not be reproduced except in full, without the written approval of UL Verification Services Inc.

HIGH CHANNEL

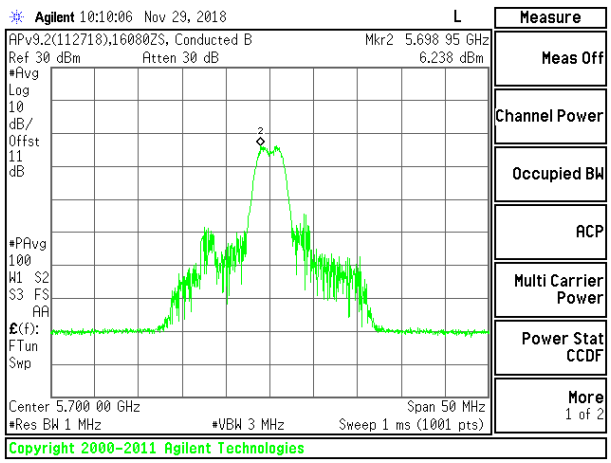

HIGH CHANNEL CHAIN 0

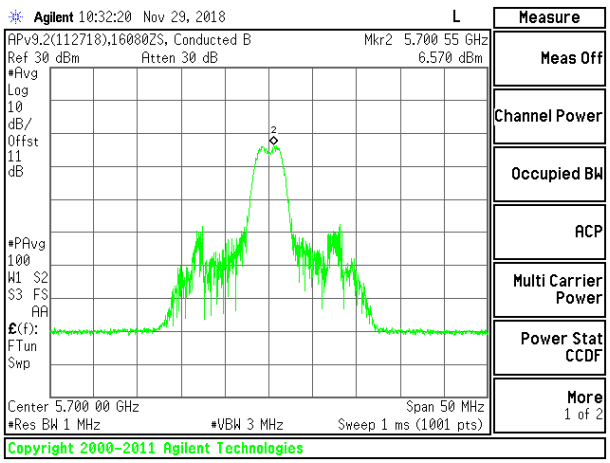

HIGH CHANNEL CHAIN 1

CHANNEL 144

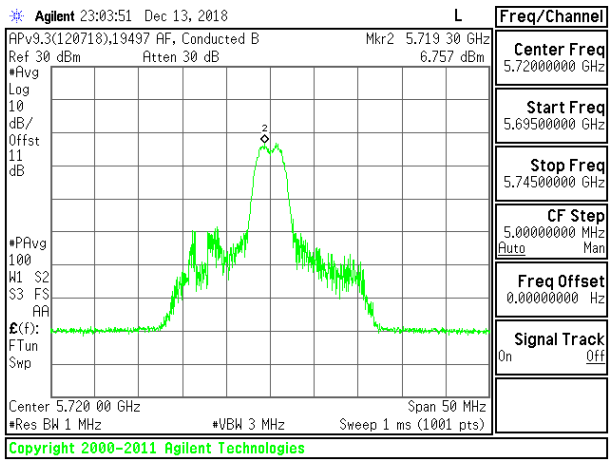

CHANNEL 144 CHAIN 0

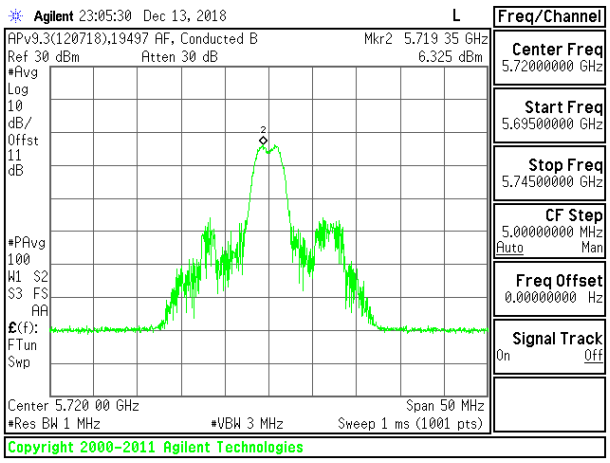

CHANNEL 144 CHAIN 1

UL VERIFICATION SERVICES INC.
47173 Benicia Street, Fremont, CA 94538; USA TEL:(510) 771-1000 FAX:(510) 661-0888
This report shall not be reproduced except in full, without the written approval of UL Verification Services Inc.

2TX Antenna 1 + Antenna 2 OFDMA MODE – 26-Tones, RU Index 8

Bandwidth, Antenna Gain, and Limits

Channel	Frequency (MHz)	Min 26 dB BW (MHz)	Directional Gain for Power (dBi)	Directional Gain for PSD (dBi)	Power Limit (dBm)	PSD Limit (dBm/ 1MHz)
Low	5500	20.15	-3.05	-0.09	24.00	11.00
Mid	5580	20.25	-3.05	-0.09	24.00	11.00
High	5700	20.00	-3.05	-0.09	24.00	11.00
144	5720	20.20	-3.05	-0.09	24.00	11.00

Duty Cycle CF (dB)	0.12	Included in Calculations of Corr'd PSD

Output Power Results

Channel	Frequency (MHz)	Chain 0 Meas Power (dBm)	Chain 1 Meas Power (dBm)	Total Corr'd Power (dBm)	Power Limit (dBm)	Power Margin (dB)
Low	5500	10.19	10.02	13.12	24.00	-10.88
Mid	5580	10.41	9.56	13.02	24.00	-10.98
High	5700	9.63	9.34	12.50	24.00	-11.50
144	5720	9.62	9.88	12.76	24.00	-11.24

PSD Results

Channel	Frequency (MHz)	Chain 0 Meas PSD (dBm/ 1MHz)	Chain 1 Meas PSD (dBm/ 1MHz)	Total Corr'd PSD (dBm/ 1MHz)	PSD Limit (dBm/ 1MHz)	PSD Margin (dB)
Low	5500	7.127	7.166	10.28	11.00	-0.72
Mid	5580	7.205	7.671	10.57	11.00	-0.43
High	5700	6.989	7.123	10.19	11.00	-0.81
144	5720	7.377	6.911	10.28	11.00	-0.72

UL VERIFICATION SERVICES INC.
47173 Benicia Street, Fremont, CA 94538; USA TEL:(510) 771-1000 FAX:(510) 661-0888
This report shall not be reproduced except in full, without the written approval of UL Verification Services Inc.

LOW CHANNEL

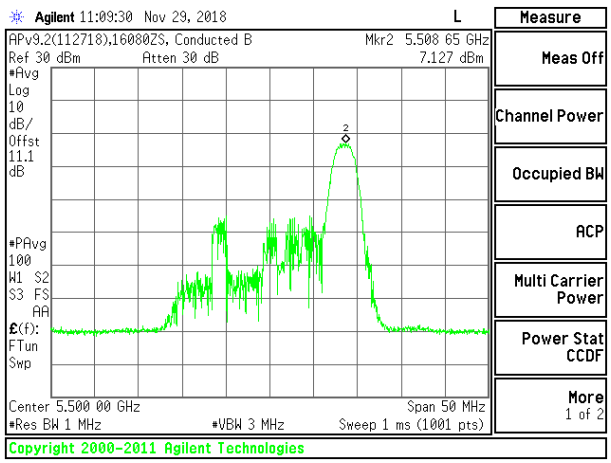

LOW CHANNEL CHAIN 0

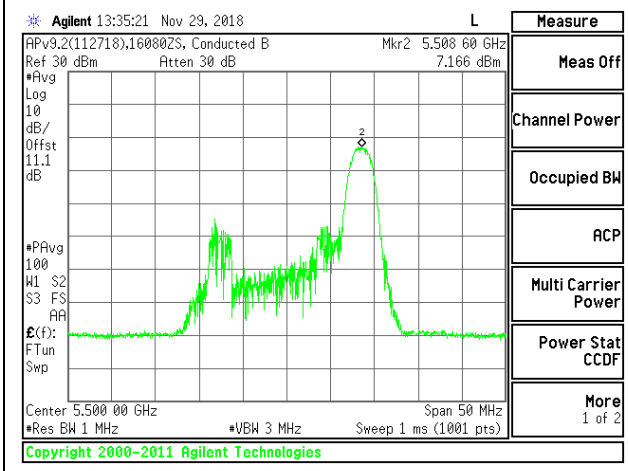

LOW CHANNEL CHAIN 1

MID CHANNEL

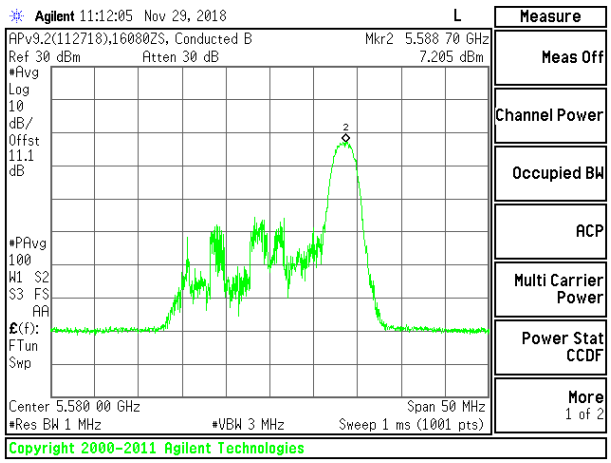

MID CHANNEL CHAIN 0

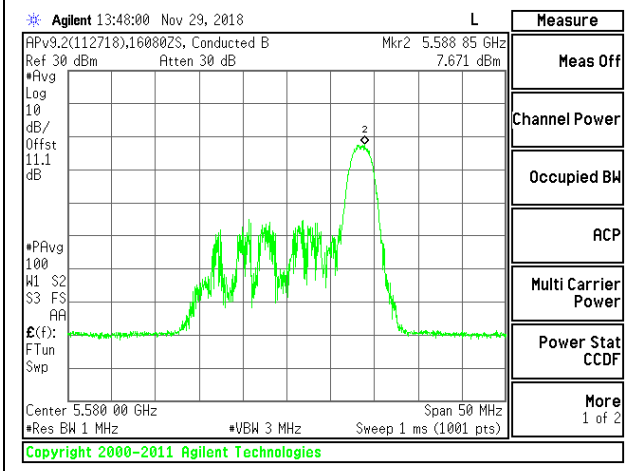

MID CHANNEL CHAIN 1

UL VERIFICATION SERVICES INC.
47173 Benicia Street, Fremont, CA 94538; USA TEL:(510) 771-1000 FAX:(510) 661-0888
This report shall not be reproduced except in full, without the written approval of UL Verification Services Inc.

HIGH CHANNEL

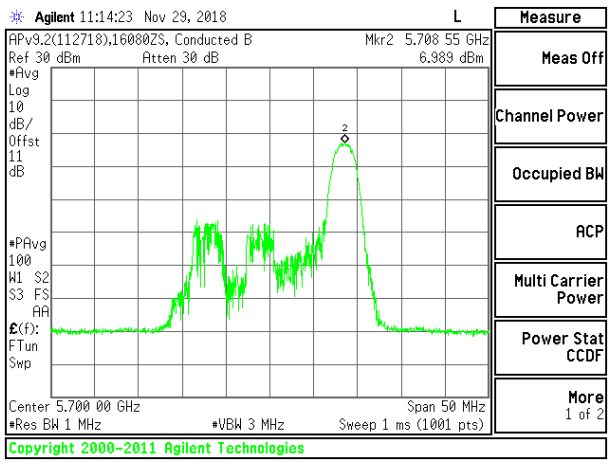

HIGH CHANNEL CHAIN 0

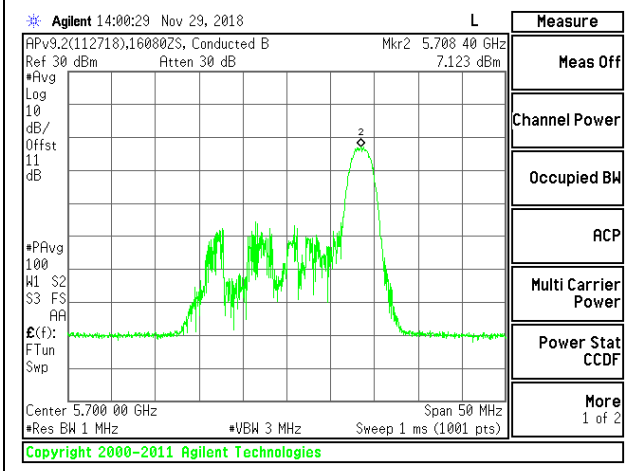

HIGH CHANNEL CHAIN 1

CHANNEL 144

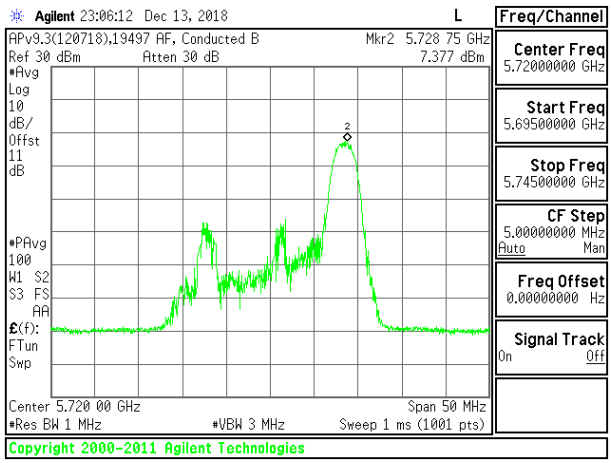

CHANNEL 144 CHAIN 0

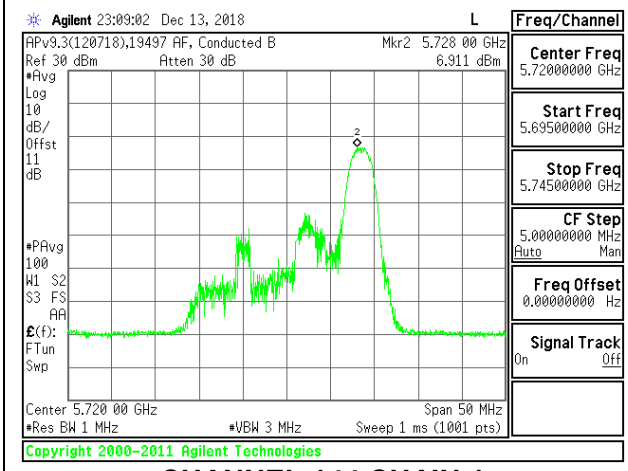

CHANNEL 144 CHAIN 1

UL VERIFICATION SERVICES INC.
47173 Benicia Street, Fremont, CA 94538; USA TEL:(510) 771-1000 FAX:(510) 661-0888
This report shall not be reproduced except in full, without the written approval of UL Verification Services Inc.

9.5.20. 802.11ax HE40 MODE IN THE 5.6 GHz BAND

1TX SISO MODE

Bandwidth, Antenna Gain, and Limits

Channel	Frequency (MHz)	Min 26 dB BW (MHz)	Chain 0 Directional Gain for Power (dBi)	Chain 1 Directional Gain For Power (dBi)	Power Limit (dBm)
Low	5510	19.60	-4.10	-2.20	23.92
Mid	5550	19.90	-4.10	-2.20	23.99
High	5670	19.80	-4.10	-2.20	23.97
142	5710	20.00	-4.10	-2.20	24.00

Output Power Results

Channel	Frequency (MHz)	Tones	RU Index	Chain 0 Meas Power (dBm)	Chain 1 Meas Power (dBm)	Chain 0 Corr'd Power (dBm)	Chain 1 Corr'd Power (dBm)	Power Limit (dBm)	Power Margin (dB)
Low	5510	SU	-	16.30	16.33	16.30	16.33	23.92	-7.59
		484T	65	16.66	16.61	16.66	16.61	23.92	-7.26
		242T	61	16.11	16.56	16.11	16.56	23.92	-7.36
			62	16.13	16.49	16.13	16.49	23.92	-7.43
		106T	53	15.32	15.66	15.32	15.66	23.92	-8.26
			54	15.80	15.86	15.80	15.86	23.92	-8.06
			56	15.34	15.77	15.34	15.77	23.92	-8.15
		52T	37	12.77	12.97	12.77	12.97	23.92	-10.95
			40	13.11	12.93	13.11	12.93	23.92	-10.81
			44	12.66	12.35	12.66	12.35	23.92	-11.26
		26T	0	9.50	9.50	9.50	9.50	23.92	-14.42
			8	9.70	9.48	9.70	9.48	23.92	-14.22
			17	9.50	9.04	9.50	9.04	23.92	-14.42
Mid	5550	SU	-	16.36	16.49	16.36	16.49	23.99	-7.50
		484T	65	16.47	16.50	16.47	16.50	23.99	-7.49
		242T	61	16.24	16.22	16.24	16.22	23.99	-7.75
			62	16.20	16.27	16.20	16.27	23.99	-7.72
		106T	53	15.40	15.66	15.40	15.66	23.99	-8.33
			54	15.87	15.82	15.87	15.82	23.99	-8.12
			56	15.48	15.59	15.48	15.59	23.99	-8.40
		52T	37	12.86	12.45	12.86	12.45	23.99	-11.13
			40	12.88	12.78	12.88	12.78	23.99	-11.11
			44	12.71	12.36	12.71	12.36	23.99	-11.28
		26T	0	9.71	9.25	9.71	9.25	23.99	-14.28
			8	9.77	9.87	9.77	9.87	23.99	-14.12
			17	9.61	8.92	9.61	8.92	23.99	-14.38
High	5670	SU	-	16.27	16.22	16.27	16.22	23.97	-7.70
		484T	65	16.53	16.02	16.53	16.02	23.97	-7.44
		242T	61	16.24	16.17	16.24	16.17	23.97	-7.73
			62	16.20	16.30	16.20	16.30	23.97	-7.67
		106T	53	15.62	15.31	15.62	15.31	23.97	-8.35
			54	15.26	15.12	15.26	15.12	23.97	-8.71
			56	15.61	15.05	15.61	15.05	23.97	-8.36
		52T	37	12.90	12.10	12.90	12.10	23.97	-11.07
			40	13.20	12.33	13.20	12.33	23.97	-10.77
			44	12.48	11.90	12.48	11.90	23.97	-11.49
		26T	0	9.30	8.57	9.30	8.57	23.97	-14.67
			8	9.69	9.60	9.69	9.60	23.97	-14.28
			17	9.55	8.88	9.55	8.88	23.97	-14.42
142	5710	SU	-	16.25	16.01	16.25	16.01	24.00	-7.75
		484T	65	16.33	16.08	16.33	16.08	24.00	-7.67
		242T	61	16.15	15.82	16.15	15.82	24.00	-7.85
			62	16.28	15.89	16.28	15.89	24.00	-7.72
		106T	53	15.33	14.88	15.33	14.88	24.00	-8.67
			54	15.55	15.00	15.55	15.00	24.00	-8.45
			56	14.85	14.69	14.85	14.69	24.00	-9.15
		52T	37	13.07	12.38	13.07	12.38	24.00	-10.93
			40	13.08	12.37	13.08	12.37	24.00	-10.92
			44	12.39	11.95	12.39	11.95	24.00	-11.61
		26T	0	9.24	8.60	9.24	8.60	24.00	-14.76
			8	9.81	9.23	9.81	9.23	24.00	-14.19
			17	9.61	8.77	9.61	8.77	24.00	-14.39

UL VERIFICATION SERVICES INC.
47173 Benicia Street, Fremont, CA 94538; USA TEL:(510) 771-1000 FAX:(510) 661-0888
This report shall not be reproduced except in full, without the written approval of UL Verification Services Inc.

2TX Antenna 1 + Antenna 2 SU MODE

Bandwidth, Antenna Gain, and Limits

Channel	Frequency (MHz)	Min 26 dB BW (MHz)	Directional Gain for Power (dBi)	Power Limit (dBm)
Low	5510	40.80	-3.05	24.00
Mid	5550	40.80	-3.05	24.00
High	5670	40.90	-3.05	24.00
142	5710	41.20	-3.05	24.00

Output Power Results

Channel	Frequency (MHz)	Chain 0 Meas Power (dBm)	Chain 1 Meas Power (dBm)	Total Corr'd Power (dBm)	Power Limit (dBm)	Power Margin (dB)
Low	5510	16.47	16.46	19.48	24.00	-4.52
Mid	5550	16.57	16.53	19.56	24.00	-4.44
High	5670	16.50	16.29	19.41	24.00	-4.59
142	5710	16.31	16.20	19.27	24.00	-4.73

UL VERIFICATION SERVICES INC.
47173 Benicia Street, Fremont, CA 94538; USA TEL:(510) 771-1000 FAX:(510) 661-0888
This report shall not be reproduced except in full, without the written approval of UL Verification Services Inc.

2TX Antenna 1 + Antenna 2 OFDMA MODE – 484-Tones, RU Index 65

Bandwidth, Antenna Gain, and Limits

Channel	Frequency (MHz)	Min 26 dB BW (MHz)	Directional Gain for Power (dBi)	Directional Gain for PSD (dBi)	Power Limit (dBm)	PSD Limit (dBm/ 1MHz)
Low	5510	40.80	-3.05	-0.09	24.00	11.00
Mid	5550	40.80	-3.05	-0.09	24.00	11.00
High	5670	40.90	-3.05	-0.09	24.00	11.00
142	5710	41.20	-3.05	-0.09	24.00	11.00

Duty Cycle CF (dB)	1.13	**Included in Calculations of Corr'd PSD**

Output Power Results

Channel	Frequency (MHz)	Chain 0 Meas Power (dBm)	Chain 1 Meas Power (dBm)	Total Corr'd Power (dBm)	Power Limit (dBm)	Power Margin (dB)
Low	5510	16.79	16.81	19.81	24.00	-4.19
Mid	5550	16.75	16.74	19.76	24.00	-4.24
High	5670	16.80	16.33	19.58	24.00	-4.42
142	5710	16.46	16.28	19.38	24.00	-4.62

PSD Results

Channel	Frequency (MHz)	Chain 0 Meas PSD (dBm/ 1MHz)	Chain 1 Meas PSD (dBm/ 1MHz)	Total Corr'd PSD (dBm/ 1MHz)	PSD Limit (dBm/ 1MHz)	PSD Margin (dB)
Low	5510	2.029	1.608	5.96	11.00	-5.04
Mid	5550	1.764	1.656	5.85	11.00	-5.15
High	5670	1.992	1.357	5.83	11.00	-5.17
142	5710	1.453	1.366	5.55	11.00	-5.45

UL VERIFICATION SERVICES INC.
47173 Benicia Street, Fremont, CA 94538; USA TEL:(510) 771-1000 FAX:(510) 661-0888
This report shall not be reproduced except in full, without the written approval of UL Verification Services Inc.

LOW CHANNEL

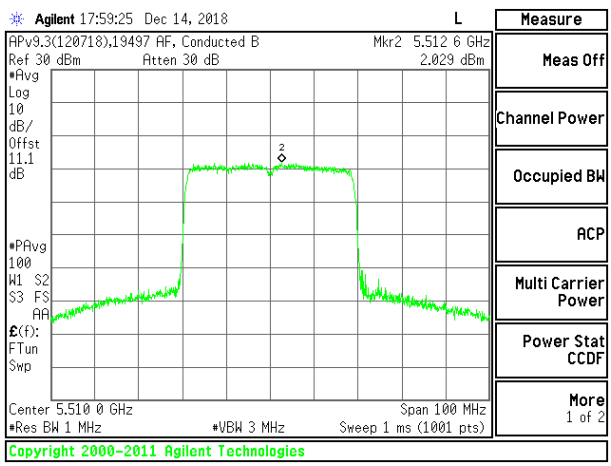

LOW CHANNEL CHAIN 0

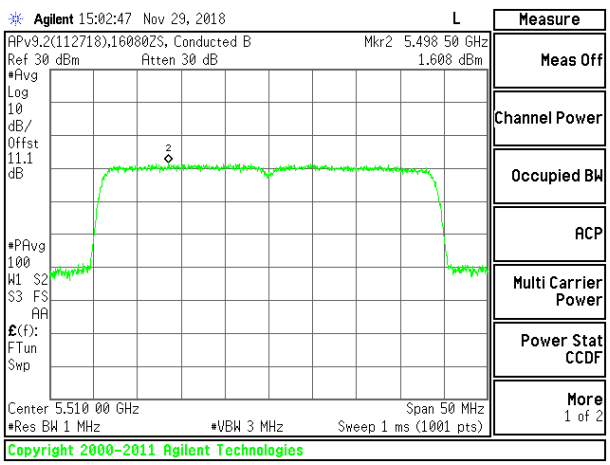

LOW CHANNEL CHAIN 1

MID CHANNEL

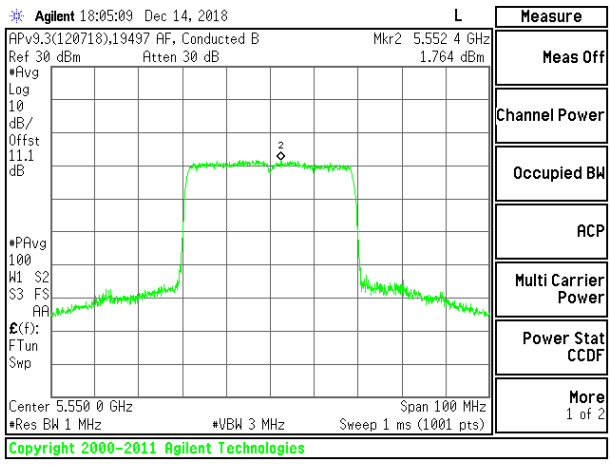

MID CHANNEL CHAIN 0

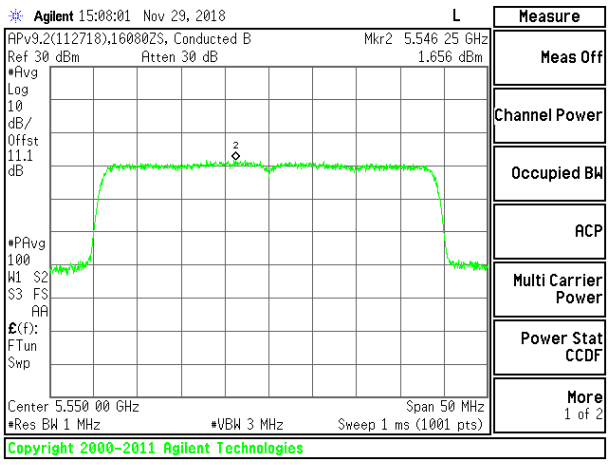

MID CHANNEL CHAIN 1

UL VERIFICATION SERVICES INC.
47173 Benicia Street, Fremont, CA 94538; USA TEL:(510) 771-1000 FAX:(510) 661-0888
This report shall not be reproduced except in full, without the written approval of UL Verification Services Inc.

HIGH CHANNEL

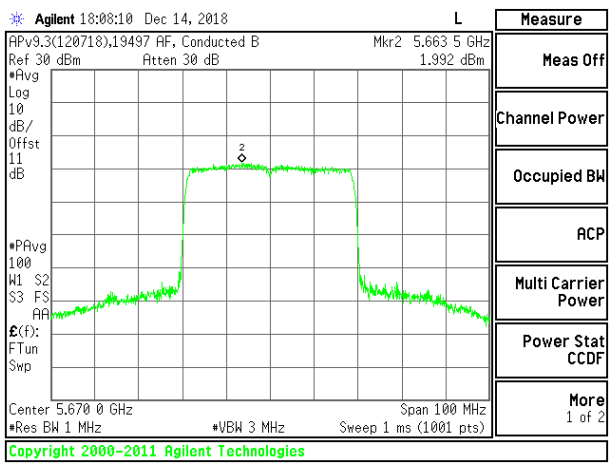

HIGH CHANNEL CHAIN 0

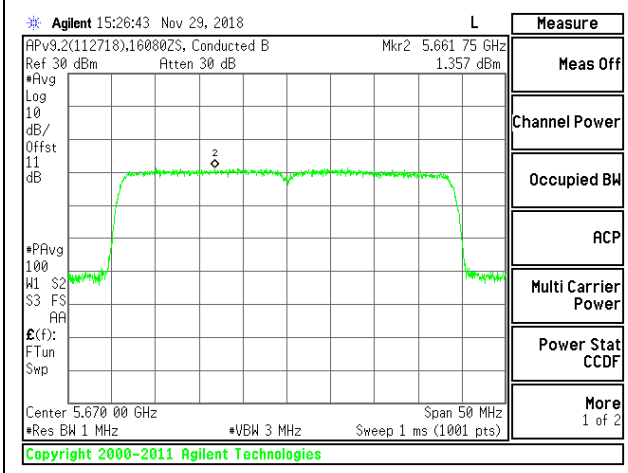

HIGH CHANNEL CHAIN 1

CHANNEL 142

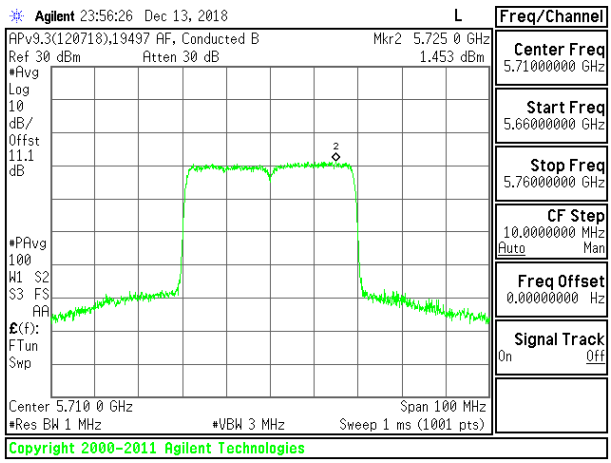

CHANNEL 142 CHAIN 0

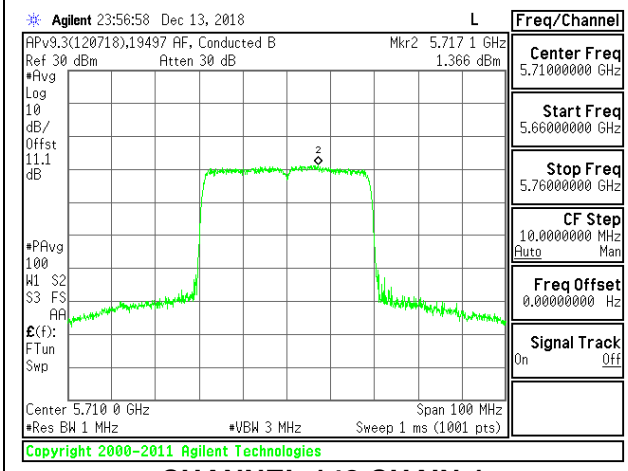

CHANNEL 142 CHAIN 1

UL VERIFICATION SERVICES INC.
47173 Benicia Street, Fremont, CA 94538; USA TEL:(510) 771-1000 FAX:(510) 661-0888
This report shall not be reproduced except in full, without the written approval of UL Verification Services Inc.

2TX Antenna 1 + Antenna 2 OFDMA MODE – 242-Tones, RU Index 61

Bandwidth, Antenna Gain, and Limits

Channel	Frequency (MHz)	Min 26 dB BW (MHz)	Directional Gain for Power (dBi)	Directional Gain for PSD (dBi)	Power Limit (dBm)	PSD Limit (dBm/ 1MHz)
Low	5510	29.40	-3.05	-0.09	24.00	11.00
Mid	5550	30.30	-3.05	-0.09	24.00	11.00
High	5670	31.80	-3.05	-0.09	24.00	11.00
142	5710	31.50	-3.05	-0.09	24.00	11.00

Duty Cycle CF (dB)	0.68	**Included in Calculations of Corr'd PSD**

Output Power Results

Channel	Frequency (MHz)	Chain 0 Meas Power (dBm)	Chain 1 Meas Power (dBm)	Total Corr'd Power (dBm)	Power Limit (dBm)	Power Margin (dB)
Low	5510	16.28	16.83	19.57	24.00	-4.43
Mid	5550	16.37	16.36	19.38	24.00	-4.62
High	5670	16.38	16.01	19.21	24.00	-4.79
142	5710	16.43	16.07	19.26	24.00	-4.74

PSD Results

Channel	Frequency (MHz)	Chain 0 Meas PSD (dBm/ 1MHz)	Chain 1 Meas PSD (dBm/ 1MHz)	Total Corr'd PSD (dBm/ 1MHz)	PSD Limit (dBm/ 1MHz)	PSD Margin (dB)
Low	5510	4.619	4.278	8.14	11.00	-2.86
Mid	5550	4.089	3.936	7.70	11.00	-3.30
High	5670	3.878	4.407	7.84	11.00	-3.16
142	5710	4.157	4.265	7.90	11.00	-3.10

UL VERIFICATION SERVICES INC.
47173 Benicia Street, Fremont, CA 94538; USA TEL:(510) 771-1000 FAX:(510) 661-0888
This report shall not be reproduced except in full, without the written approval of UL Verification Services Inc.

LOW CHANNEL

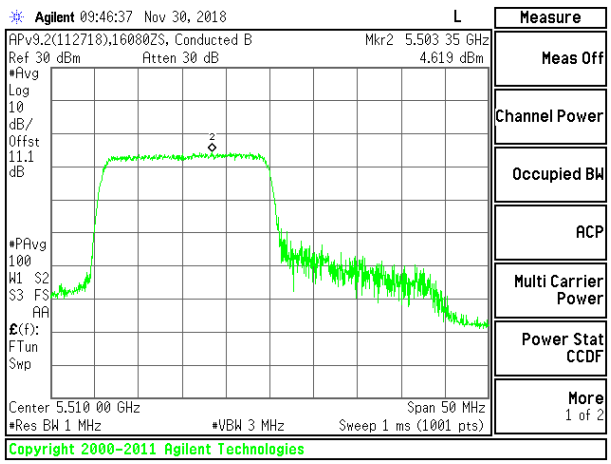

LOW CHANNEL CHAIN 0

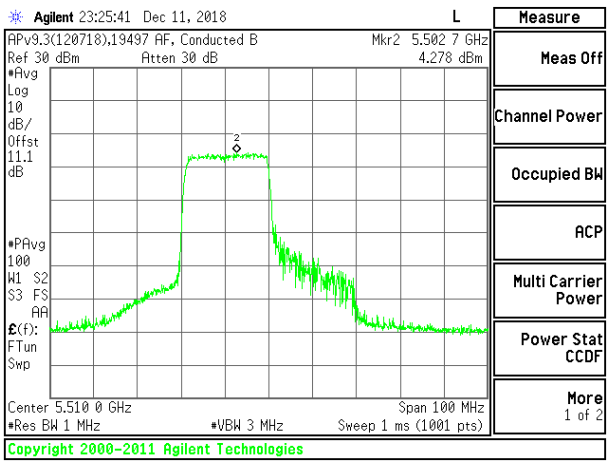

LOW CHANNEL CHAIN 1

MID CHANNEL

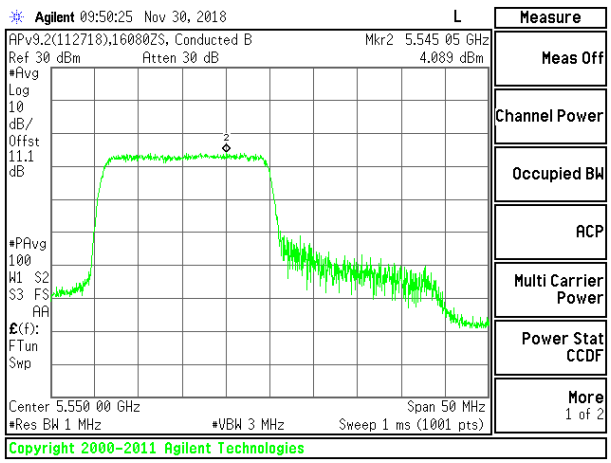

MID CHANNEL CHAIN 0

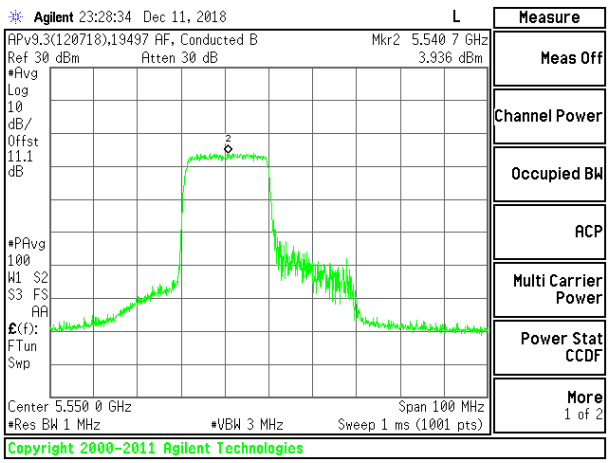

MID CHANNEL CHAIN 1

UL VERIFICATION SERVICES INC.
47173 Benicia Street, Fremont, CA 94538; USA TEL:(510) 771-1000 FAX:(510) 661-0888
This report shall not be reproduced except in full, without the written approval of UL Verification Services Inc.

HIGH CHANNEL

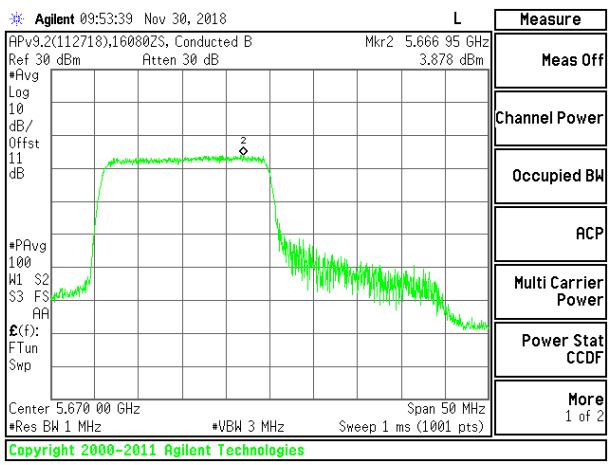

HIGH CHANNEL CHAIN 0

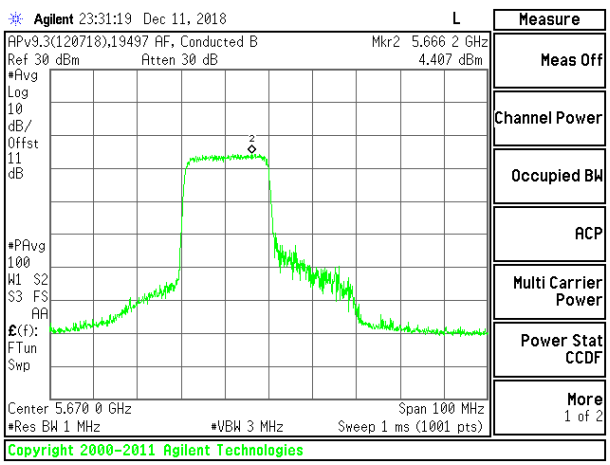

HIGH CHANNEL CHAIN 1

CHANNEL 142

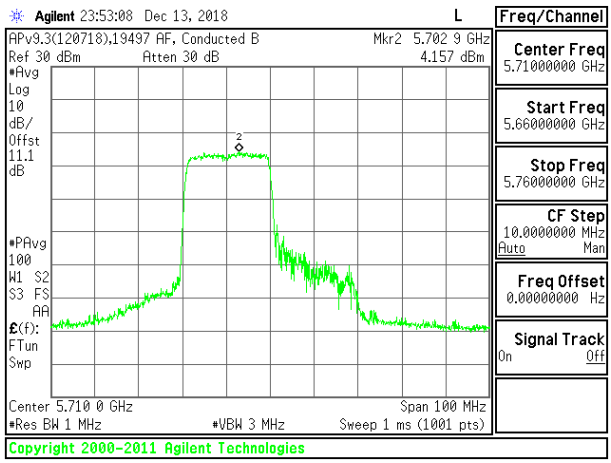

CHANNEL 142 CHAIN 0

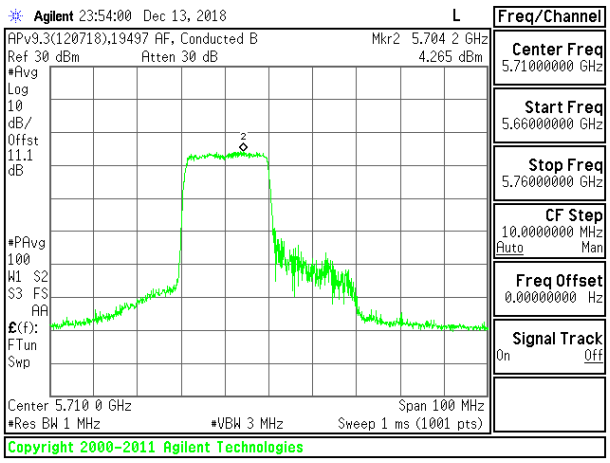

CHANNEL 142 CHAIN 1

UL VERIFICATION SERVICES INC.
47173 Benicia Street, Fremont, CA 94538; USA TEL:(510) 771-1000 FAX:(510) 661-0888
This report shall not be reproduced except in full, without the written approval of UL Verification Services Inc.

2TX Antenna 1 + Antenna 2 OFDMA MODE – 242-Tones, RU Index 62

Bandwidth, Antenna Gain, and Limits

Channel	Frequency (MHz)	Min 26 dB BW (MHz)	Directional Gain for Power (dBi)	Directional Gain for PSD (dBi)	Power Limit (dBm)	PSD Limit (dBm/ 1MHz)
Low	5510	34.90	-3.05	-0.09	24.00	11.00
Mid	5550	33.20	-3.05	-0.09	24.00	11.00
High	5670	34.90	-3.05	-0.09	24.00	11.00
142	5710	35.00	-3.05	-0.09	24.00	11.00

Duty Cycle CF (dB)	0.68	Included in Calculations of Corr'd PSD

Output Power Results

Channel	Frequency (MHz)	Chain 0 Meas Power (dBm)	Chain 1 Meas Power (dBm)	Total Corr'd Power (dBm)	Power Limit (dBm)	Power Margin (dB)
Low	5510	16.27	16.62	19.46	24.00	-4.54
Mid	5550	16.34	16.50	19.43	24.00	-4.57
High	5670	16.53	16.05	19.31	24.00	-4.69
142	5710	16.46	16.01	19.25	24.00	-4.75

PSD Results

Channel	Frequency (MHz)	Chain 0 Meas PSD (dBm/ 1MHz)	Chain 1 Meas PSD (dBm/ 1MHz)	Total Corr'd PSD (dBm/ 1MHz)	PSD Limit (dBm/ 1MHz)	PSD Margin (dB)
Low	5510	4.292	4.331	8.00	11.00	-3.00
Mid	5550	4.050	4.562	8.00	11.00	-3.00
High	5670	3.835	4.582	7.91	11.00	-3.09
142	5710	4.206	4.334	7.96	11.00	-3.04

UL VERIFICATION SERVICES INC.
47173 Benicia Street, Fremont, CA 94538; USA TEL:(510) 771-1000 FAX:(510) 661-0888
This report shall not be reproduced except in full, without the written approval of UL Verification Services Inc.

LOW CHANNEL

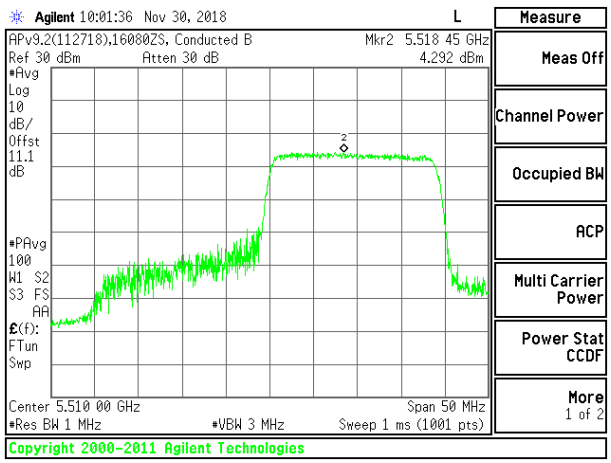

LOW CHANNEL CHAIN 0

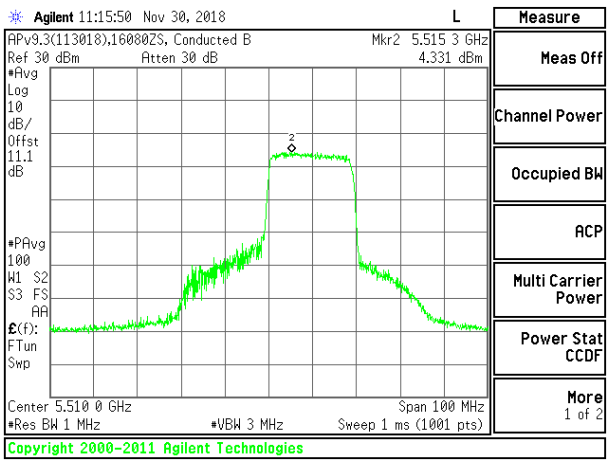

LOW CHANNEL CHAIN 1

MID CHANNEL

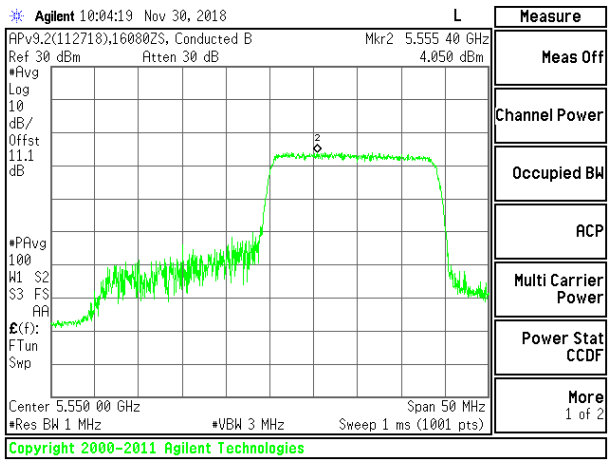

MID CHANNEL CHAIN 0

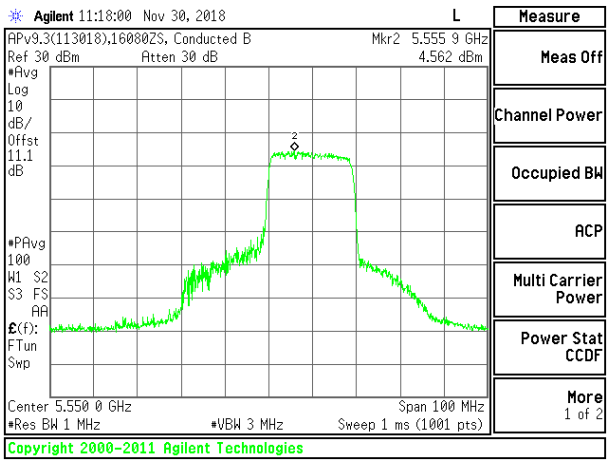

MID CHANNEL CHAIN 1

UL VERIFICATION SERVICES INC.
47173 Benicia Street, Fremont, CA 94538; USA TEL:(510) 771-1000 FAX:(510) 661-0888
This report shall not be reproduced except in full, without the written approval of UL Verification Services Inc.

HIGH CHANNEL

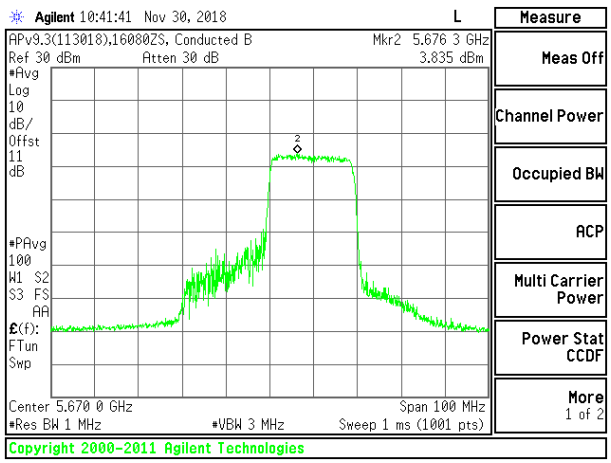

HIGH CHANNEL CHAIN 0

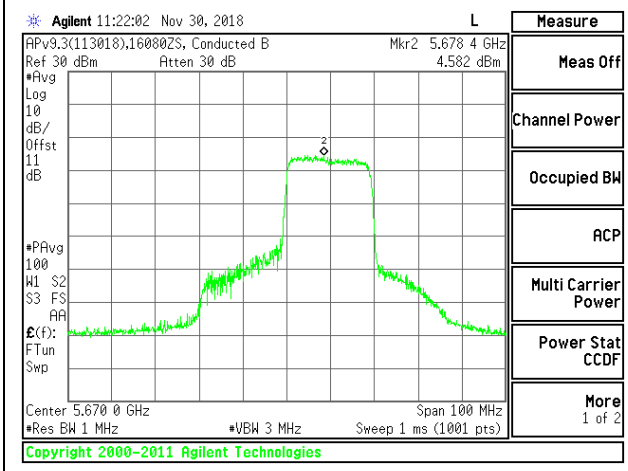

HIGH CHANNEL CHAIN 1

CHANNEL 142

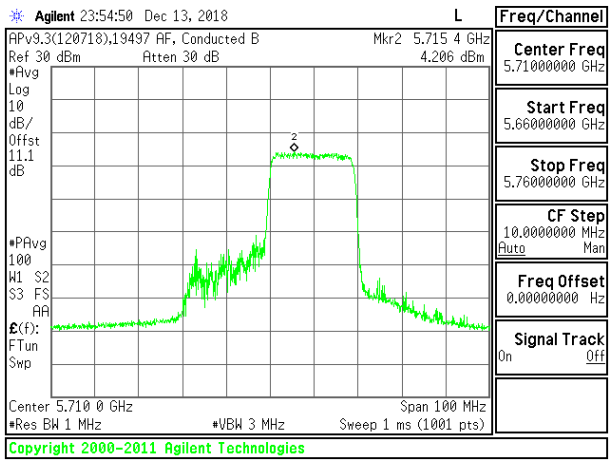

CHANNEL 142 CHAIN 0

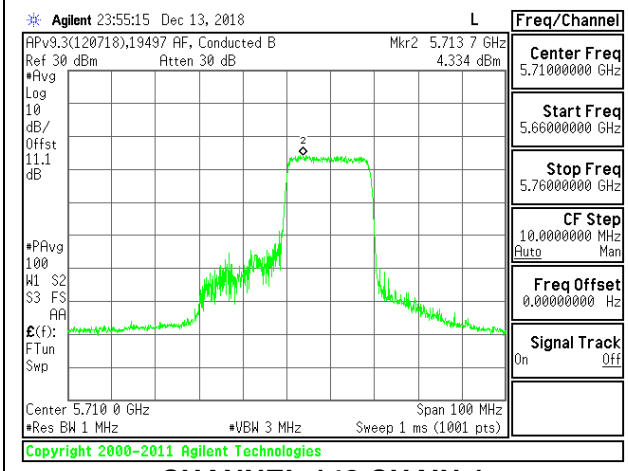

CHANNEL 142 CHAIN 1

UL VERIFICATION SERVICES INC.
47173 Benicia Street, Fremont, CA 94538; USA TEL:(510) 771-1000 FAX:(510) 661-0888
This report shall not be reproduced except in full, without the written approval of UL Verification Services Inc.

2TX Antenna 1 + Antenna 2 OFDMA MODE – 106-Tones, RU Index 53

Bandwidth, Antenna Gain, and Limits

Channel	Frequency (MHz)	Min 26 dB BW (MHz)	Directional Gain for Power (dBi)	Directional Gain for PSD (dBi)	Power Limit (dBm)	PSD Limit (dBm/ 1MHz)
Low	5510	21.30	-3.05	-0.09	24.00	11.00
Mid	5550	21.30	-3.05	-0.09	24.00	11.00
High	5670	21.40	-3.05	-0.09	24.00	11.00
142	5710	22.60	-3.05	-0.09	24.00	11.00

Duty Cycle CF (dB)	0.49	**Included in Calculations of Corr'd PSD**

Output Power Results

Channel	Frequency (MHz)	Chain 0 Meas Power (dBm)	Chain 1 Meas Power (dBm)	Total Corr'd Power (dBm)	Power Limit (dBm)	Power Margin (dB)
Low	5510	15.82	15.90	18.87	24.00	-5.13
Mid	5550	15.89	15.85	18.88	24.00	-5.12
High	5670	15.76	15.49	18.64	24.00	-5.36
142	5710	15.37	14.96	18.18	24.00	-5.82

PSD Results

Channel	Frequency (MHz)	Chain 0 Meas PSD (dBm/ 1MHz)	Chain 1 Meas PSD (dBm/ 1MHz)	Total Corr'd PSD (dBm/ 1MHz)	PSD Limit (dBm/ 1MHz)	PSD Margin (dB)
Low	5510	6.594	7.553	10.60	11.00	-0.40
Mid	5550	6.963	6.531	10.25	11.00	-0.75
High	5670	6.755	7.632	10.72	11.00	-0.28
142	5710	7.648	7.050	10.86	11.00	-0.14

UL VERIFICATION SERVICES INC.
47173 Benicia Street, Fremont, CA 94538; USA TEL:(510) 771-1000 FAX:(510) 661-0888
This report shall not be reproduced except in full, without the written approval of UL Verification Services Inc.

LOW CHANNEL

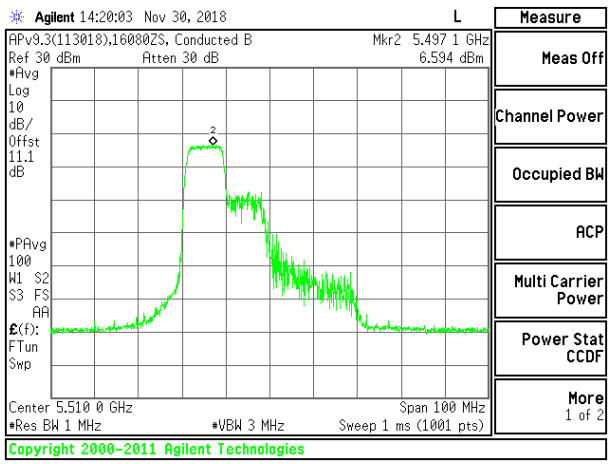

LOW CHANNEL CHAIN 0

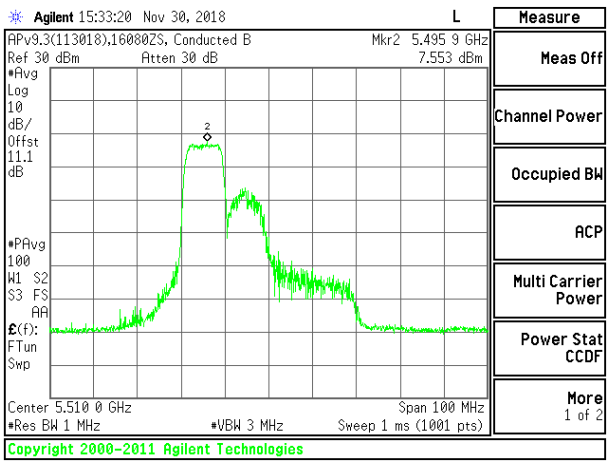

LOW CHANNEL CHAIN 1

MID CHANNEL

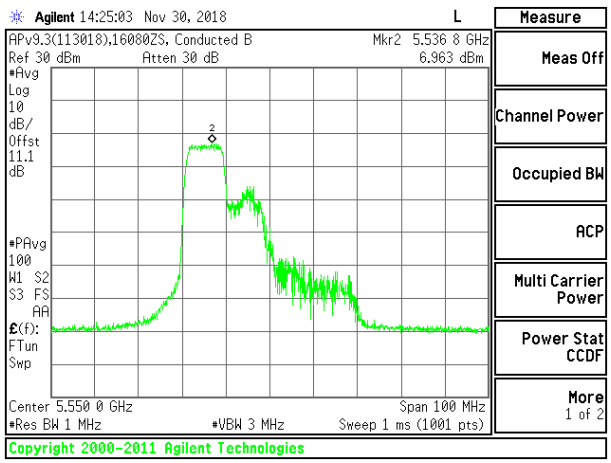

MID CHANNEL CHAIN 0

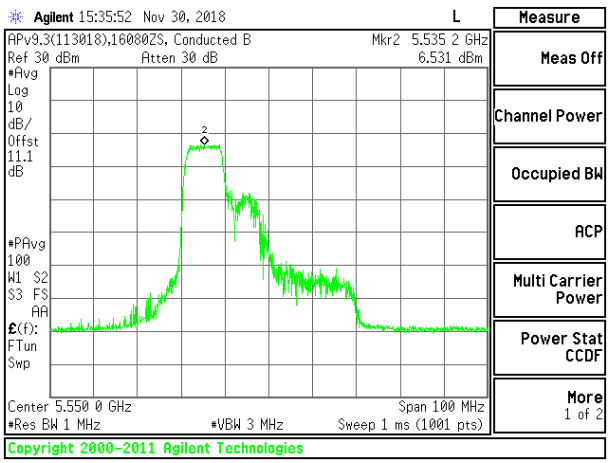

MID CHANNEL CHAIN 1

UL VERIFICATION SERVICES INC.
47173 Benicia Street, Fremont, CA 94538; USA TEL:(510) 771-1000 FAX:(510) 661-0888
This report shall not be reproduced except in full, without the written approval of UL Verification Services Inc.

HIGH CHANNEL

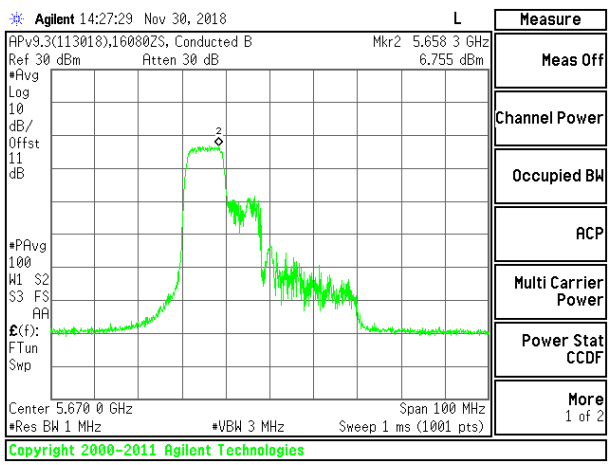

HIGH CHANNEL CHAIN 0

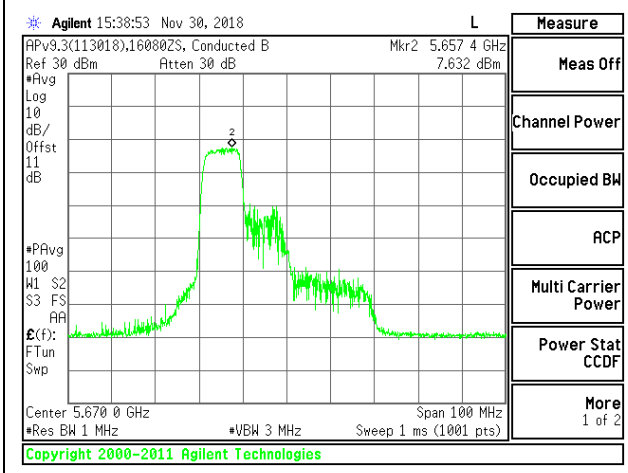

HIGH CHANNEL CHAIN 1

CHANNEL 142

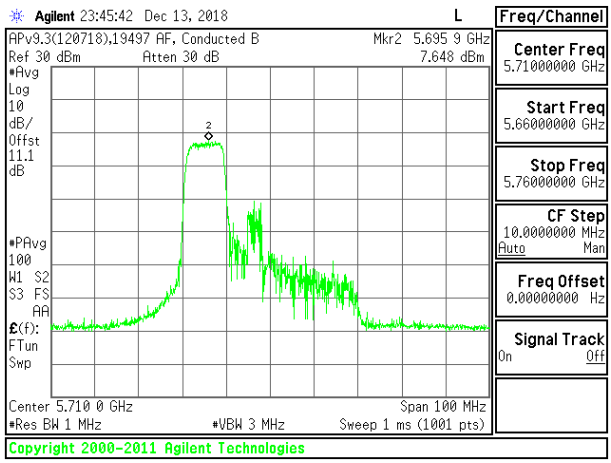

CHANNEL 142 CHAIN 0

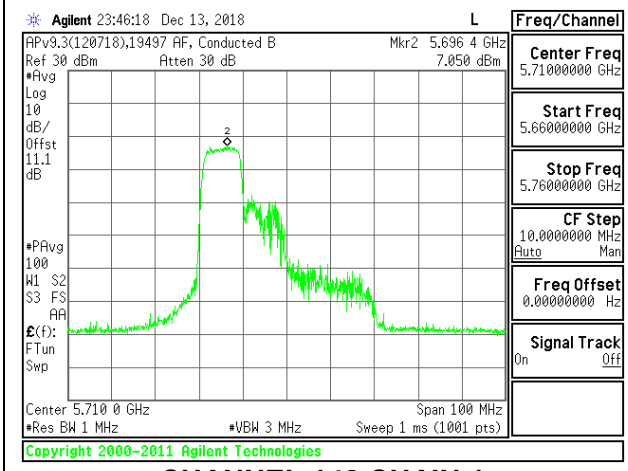

CHANNEL 142 CHAIN 1

UL VERIFICATION SERVICES INC.
47173 Benicia Street, Fremont, CA 94538; USA TEL:(510) 771-1000 FAX:(510) 661-0888
This report shall not be reproduced except in full, without the written approval of UL Verification Services Inc.

2TX Antenna 1 + Antenna 2 OFDMA MODE – 106-Tones, RU Index 54

Bandwidth, Antenna Gain, and Limits

Channel	Frequency (MHz)	Min 26 dB BW (MHz)	Directional Gain for Power (dBi)	Directional Gain for PSD (dBi)	Power Limit (dBm)	PSD Limit (dBm/ 1MHz)
Low	5510	28.30	-3.05	-0.09	24.00	11.00
Mid	5550	27.90	-3.05	-0.09	24.00	11.00
High	5670	28.50	-3.05	-0.09	24.00	11.00
142	5710	27.50	-3.05	-0.09	24.00	11.00

Duty Cycle CF (dB)	0.49	**Included in Calculations of Corr'd PSD**

Output Power Results

Channel	Frequency (MHz)	Chain 0 Meas Power (dBm)	Chain 1 Meas Power (dBm)	Total Corr'd Power (dBm)	Power Limit (dBm)	Power Margin (dB)
Low	5510	15.86	15.97	18.93	24.00	-5.07
Mid	5550	15.93	16.00	18.98	24.00	-5.02
High	5670	15.55	15.40	18.49	24.00	-5.51
142	5710	15.64	15.12	18.40	24.00	-5.60

PSD Results

Channel	Frequency (MHz)	Chain 0 Meas PSD (dBm/ 1MHz)	Chain 1 Meas PSD (dBm/ 1MHz)	Total Corr'd PSD (dBm/ 1MHz)	PSD Limit (dBm/ 1MHz)	PSD Margin (dB)
Low	5510	7.266	7.146	10.71	11.00	-0.29
Mid	5550	7.047	7.657	10.86	11.00	-0.14
High	5670	6.914	7.151	10.53	11.00	-0.47
142	5710	7.461	7.323	10.89	11.00	-0.11

UL VERIFICATION SERVICES INC.
47173 Benicia Street, Fremont, CA 94538; USA TEL:(510) 771-1000 FAX:(510) 661-0888
This report shall not be reproduced except in full, without the written approval of UL Verification Services Inc.

LOW CHANNEL

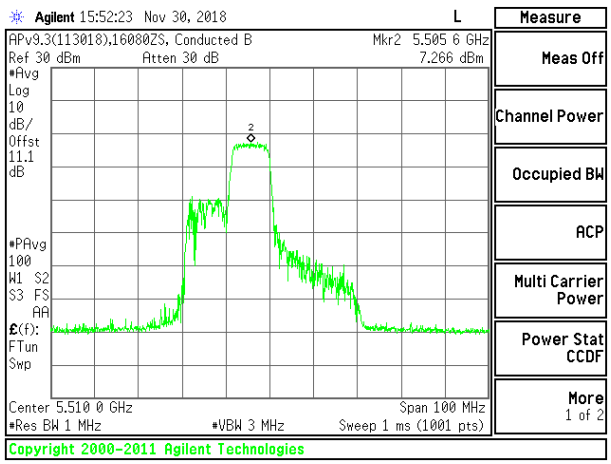

LOW CHANNEL CHAIN 0

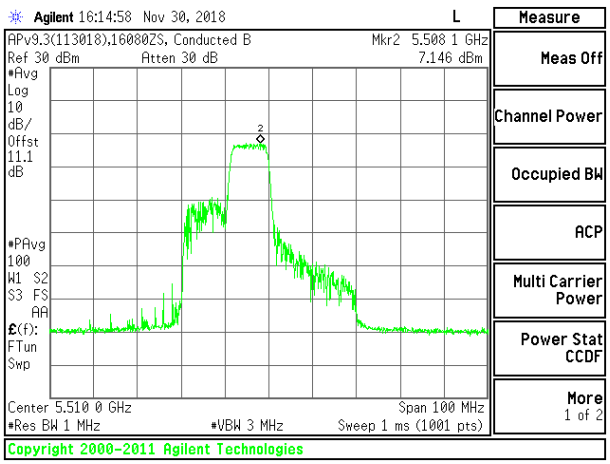

LOW CHANNEL CHAIN 1

MID CHANNEL

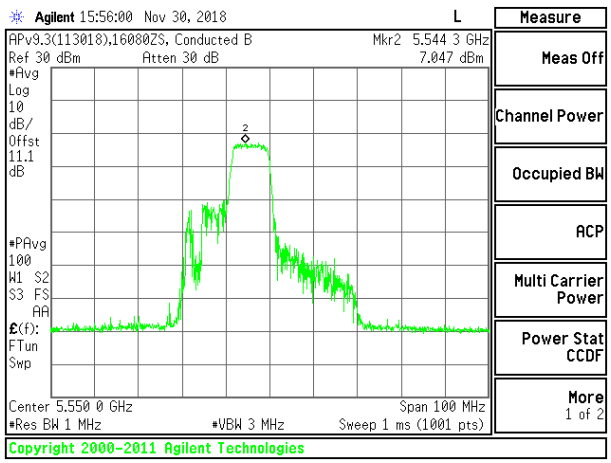

MID CHANNEL CHAIN 0

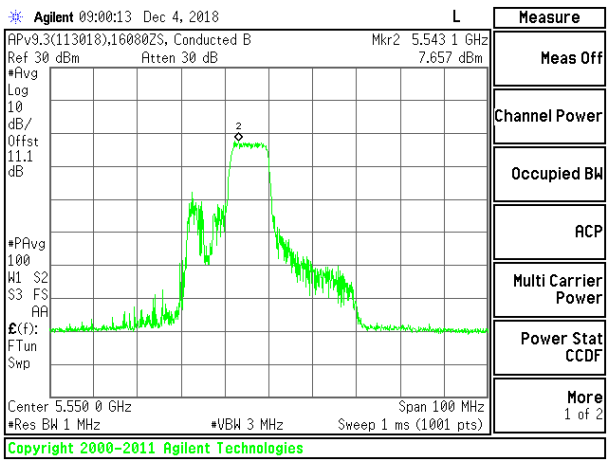

MID CHANNEL CHAIN 1

UL VERIFICATION SERVICES INC.
47173 Benicia Street, Fremont, CA 94538; USA TEL:(510) 771-1000 FAX:(510) 661-0888
This report shall not be reproduced except in full, without the written approval of UL Verification Services Inc.

HIGH CHANNEL

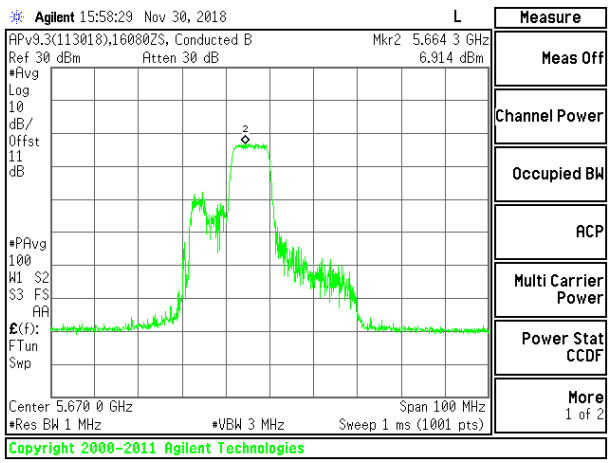

HIGH CHANNEL CHAIN 0

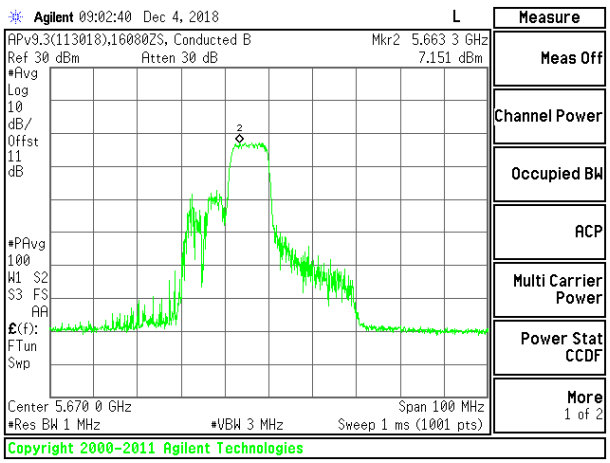

HIGH CHANNEL CHAIN 1

CHANNEL 142

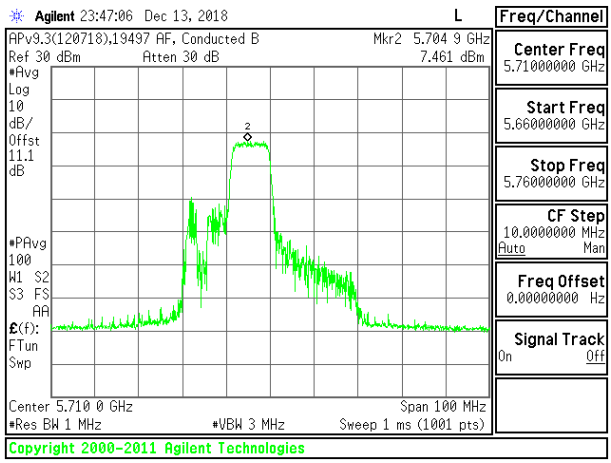

CHANNEL 142 CHAIN 0

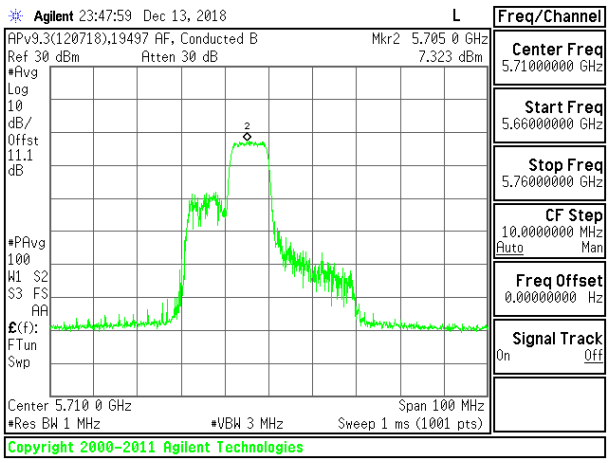

CHANNEL 142 CHAIN 1

UL VERIFICATION SERVICES INC.
47173 Benicia Street, Fremont, CA 94538; USA TEL:(510) 771-1000 FAX:(510) 661-0888
This report shall not be reproduced except in full, without the written approval of UL Verification Services Inc.

2TX Antenna 1 + Antenna 2 OFDMA MODE – 106-Tones, RU Index 56

Bandwidth, Antenna Gain, and Limits

Channel	Frequency (MHz)	Min 26 dB BW (MHz)	Directional Gain for Power (dBi)	Directional Gain for PSD (dBi)	Power Limit (dBm)	PSD Limit (dBm/ 1MHz)
Low	5510	20.90	-3.05	-0.09	24.00	11.00
Mid	5550	20.70	-3.05	-0.09	24.00	11.00
High	5670	21.10	-3.05	-0.09	24.00	11.00
142	5710	21.70	-3.05	-0.09	24.00	11.00

Duty Cycle CF (dB)	0.49	Included in Calculations of Corr'd PSD

Output Power Results

Channel	Frequency (MHz)	Chain 0 Meas Power (dBm)	Chain 1 Meas Power (dBm)	Total Corr'd Power (dBm)	Power Limit (dBm)	Power Margin (dB)
Low	5510	15.57	15.66	18.63	24.00	-5.37
Mid	5550	15.60	15.72	18.67	24.00	-5.33
High	5670	15.68	15.55	18.63	24.00	-5.37
142	5710	15.02	14.87	17.96	24.00	-6.04

PSD Results

Channel	Frequency (MHz)	Chain 0 Meas PSD (dBm/ 1MHz)	Chain 1 Meas PSD (dBm/ 1MHz)	Total Corr'd PSD (dBm/ 1MHz)	PSD Limit (dBm/ 1MHz)	PSD Margin (dB)
Low	5510	6.724	7.598	10.68	11.00	-0.32
Mid	5550	6.874	7.509	10.70	11.00	-0.30
High	5670	6.986	6.949	10.47	11.00	-0.53
142	5710	7.140	6.971	10.56	11.00	-0.44

UL VERIFICATION SERVICES INC.
47173 Benicia Street, Fremont, CA 94538; USA TEL:(510) 771-1000 FAX:(510) 661-0888
This report shall not be reproduced except in full, without the written approval of UL Verification Services Inc.

LOW CHANNEL

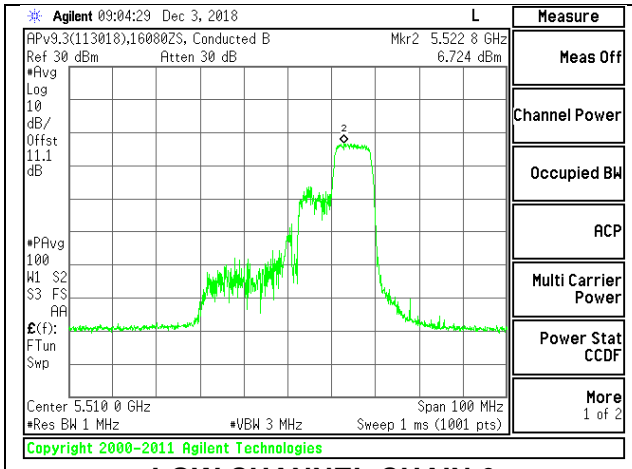

LOW CHANNEL CHAIN 0

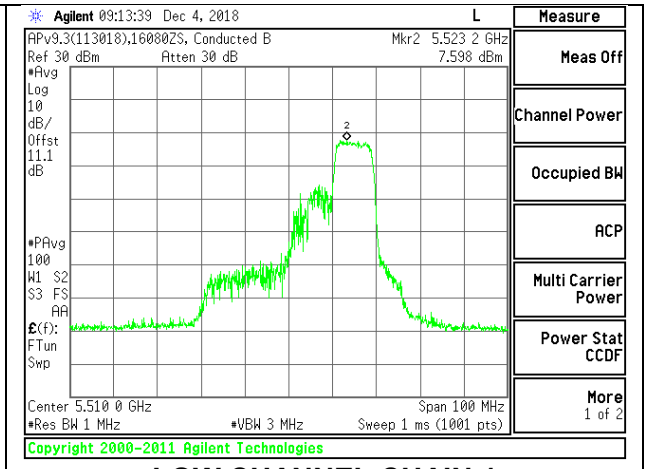

LOW CHANNEL CHAIN 1

MID CHANNEL

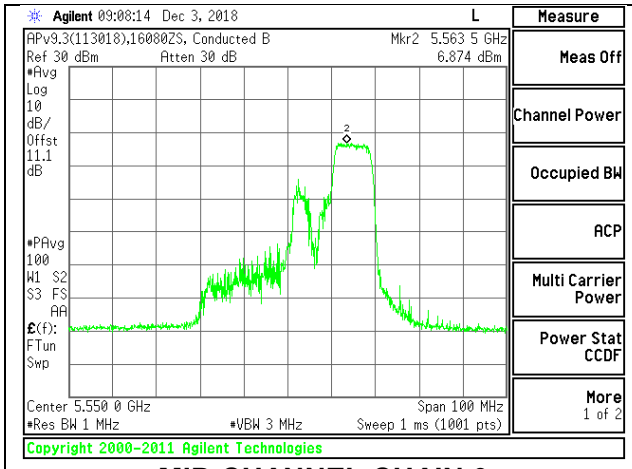

MID CHANNEL CHAIN 0

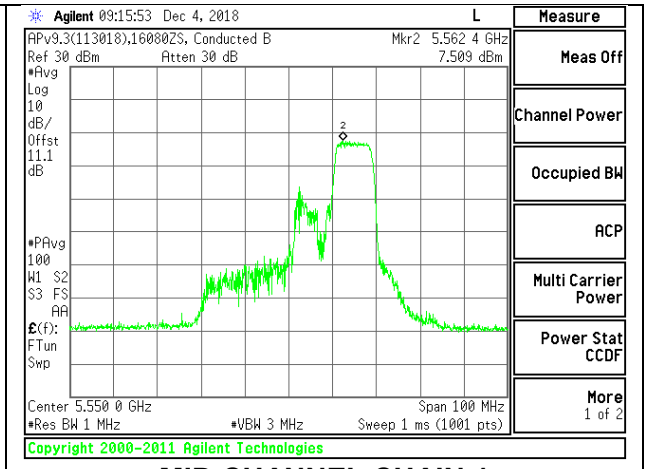

MID CHANNEL CHAIN 1

UL VERIFICATION SERVICES INC.
47173 Benicia Street, Fremont, CA 94538; USA TEL:(510) 771-1000 FAX:(510) 661-0888
This report shall not be reproduced except in full, without the written approval of UL Verification Services Inc.

HIGH CHANNEL

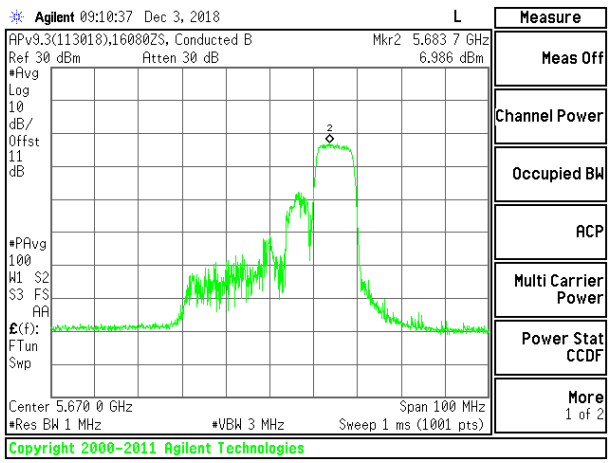

HIGH CHANNEL CHAIN 0

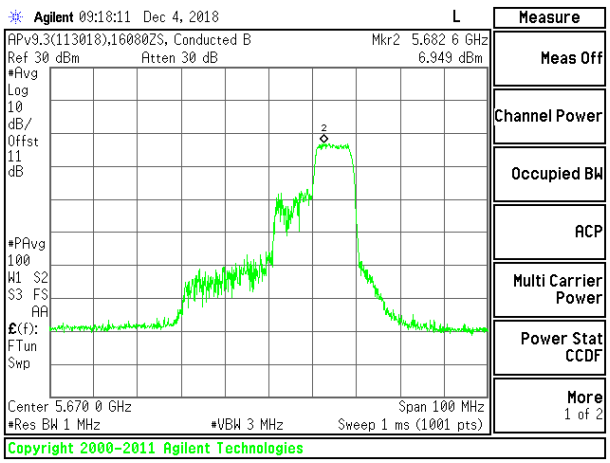

HIGH CHANNEL CHAIN 1

CHANNEL 142

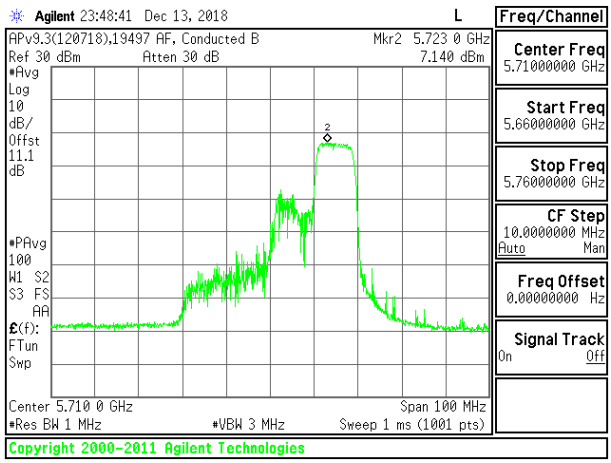

CHANNEL 142 CHAIN 0

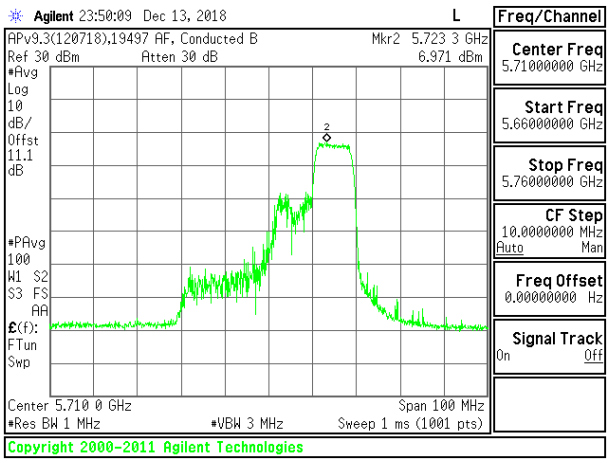

CHANNEL 142 CHAIN 1

UL VERIFICATION SERVICES INC.
47173 Benicia Street, Fremont, CA 94538; USA TEL:(510) 771-1000 FAX:(510) 661-0888
This report shall not be reproduced except in full, without the written approval of UL Verification Services Inc.

2TX Antenna 1 + Antenna 2 OFDMA MODE – 52-Tones, RU Index 37

Bandwidth, Antenna Gain, and Limits

Channel	Frequency (MHz)	Min 26 dB BW (MHz)	Directional Gain for Power (dBi)	Directional Gain for PSD (dBi)	Power Limit (dBm)	PSD Limit (dBm/ 1MHz)
Low	5510	20.60	-3.05	-0.09	24.00	11.00
Mid	5550	20.60	-3.05	-0.09	24.00	11.00
High	5670	20.70	-3.05	-0.09	24.00	11.00
142	5710	20.70	-3.05	-0.09	24.00	11.00

Duty Cycle CF (dB)	0.21	**Included in Calculations of Corr'd PSD**

Output Power Results

Channel	Frequency (MHz)	Chain 0 Meas Power (dBm)	Chain 1 Meas Power (dBm)	Total Corr'd Power (dBm)	Power Limit (dBm)	Power Margin (dB)
Low	5510	13.01	13.15	16.09	24.00	-7.91
Mid	5550	13.12	12.65	15.90	24.00	-8.10
High	5670	13.07	12.25	15.69	24.00	-8.31
142	5710	13.20	12.52	15.88	24.00	-8.12

PSD Results

Channel	Frequency (MHz)	Chain 0 Meas PSD (dBm/ 1MHz)	Chain 1 Meas PSD (dBm/ 1MHz)	Total Corr'd PSD (dBm/ 1MHz)	PSD Limit (dBm/ 1MHz)	PSD Margin (dB)
Low	5510	7.227	7.370	10.52	11.00	-0.48
Mid	5550	6.887	7.545	10.45	11.00	-0.55
High	5670	6.772	7.113	10.17	11.00	-0.83
142	5710	7.440	7.358	10.62	11.00	-0.38

UL VERIFICATION SERVICES INC.
47173 Benicia Street, Fremont, CA 94538; USA TEL:(510) 771-1000 FAX:(510) 661-0888
This report shall not be reproduced except in full, without the written approval of UL Verification Services Inc.

LOW CHANNEL

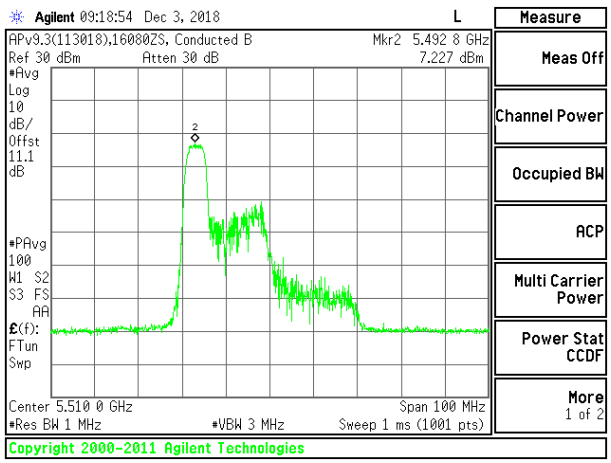

LOW CHANNEL CHAIN 0

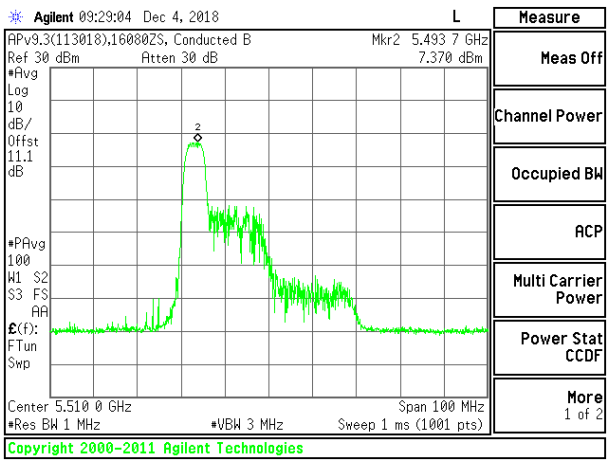

LOW CHANNEL CHAIN 1

MID CHANNEL

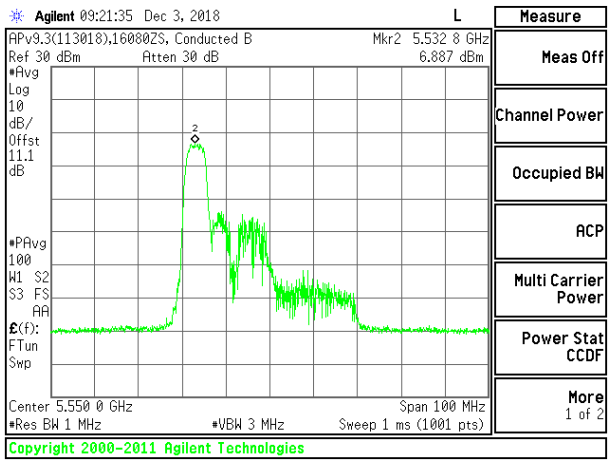

MID CHANNEL CHAIN 0

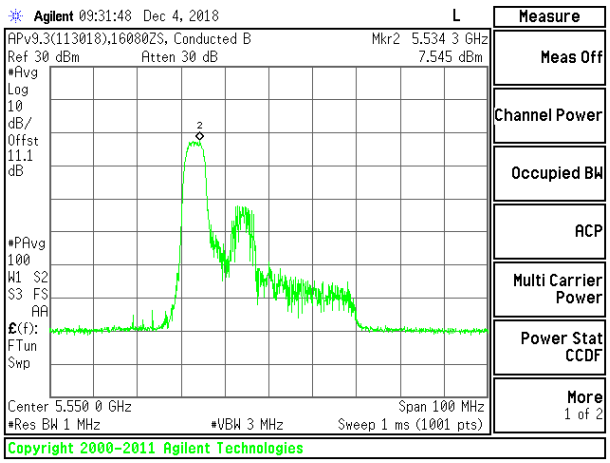

MID CHANNEL CHAIN 1

UL VERIFICATION SERVICES INC.
47173 Benicia Street, Fremont, CA 94538; USA TEL:(510) 771-1000 FAX:(510) 661-0888
This report shall not be reproduced except in full, without the written approval of UL Verification Services Inc.

HIGH CHANNEL

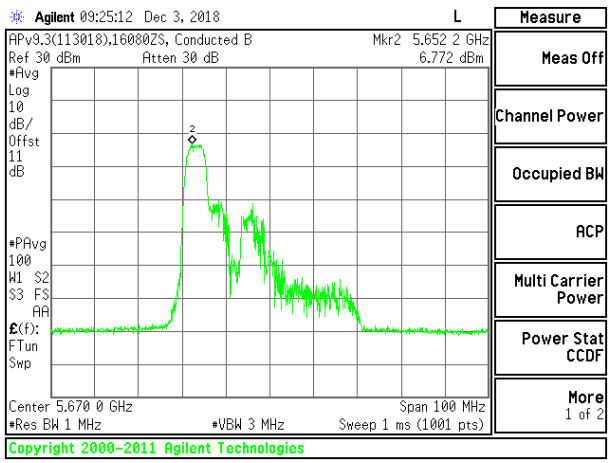

HIGH CHANNEL CHAIN 0

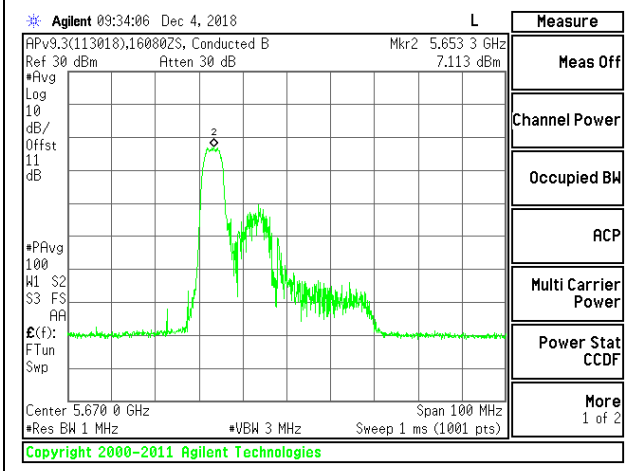

HIGH CHANNEL CHAIN 1

CHANNEL 142

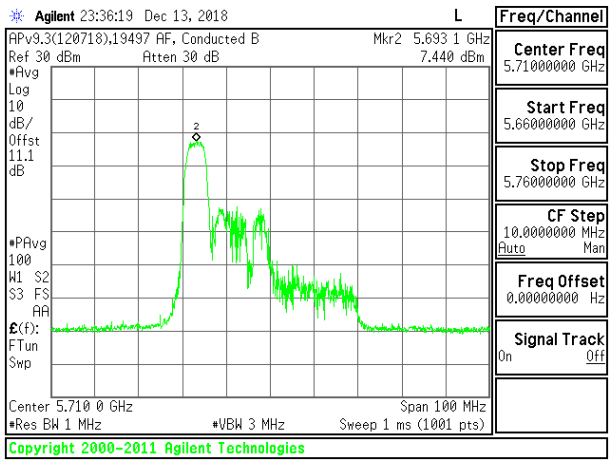

CHANNEL 142 CHAIN 0

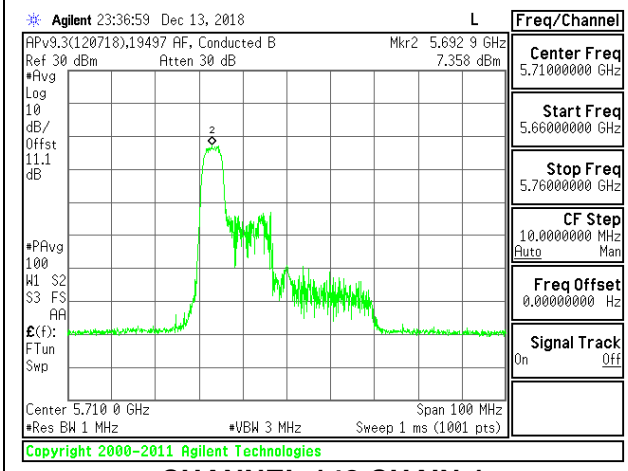

CHANNEL 142 CHAIN 1

UL VERIFICATION SERVICES INC.
47173 Benicia Street, Fremont, CA 94538; USA TEL:(510) 771-1000 FAX:(510) 661-0888
This report shall not be reproduced except in full, without the written approval of UL Verification Services Inc.

2TX Antenna 1 + Antenna 2 OFDMA MODE – 52-Tones, RU Index 40

Bandwidth, Antenna Gain, and Limits

Channel	Frequency (MHz)	Min 26 dB BW (MHz)	Directional Gain for Power (dBi)	Directional Gain for PSD (dBi)	Power Limit (dBm)	PSD Limit (dBm/ 1MHz)
Low	5510	25.40	-3.05	-0.09	24.00	11.00
Mid	5550	25.60	-3.05	-0.09	24.00	11.00
High	5670	25.40	-3.05	-0.09	24.00	11.00
142	5710	25.60	-3.05	-0.09	24.00	11.00

Duty Cycle CF (dB)	0.21	**Included in Calculations of Corr'd PSD**

Output Power Results

Channel	Frequency (MHz)	Chain 0 Meas Power (dBm)	Chain 1 Meas Power (dBm)	Total Corr'd Power (dBm)	Power Limit (dBm)	Power Margin (dB)
Low	5510	13.23	13.07	16.16	24.00	-7.84
Mid	5550	13.09	12.96	16.04	24.00	-7.96
High	5670	13.33	12.55	15.97	24.00	-8.03
142	5710	13.22	12.59	15.93	24.00	-8.07

PSD Results

Channel	Frequency (MHz)	Chain 0 Meas PSD (dBm/ 1MHz)	Chain 1 Meas PSD (dBm/ 1MHz)	Total Corr'd PSD (dBm/ 1MHz)	PSD Limit (dBm/ 1MHz)	PSD Margin (dB)
Low	5510	7.116	8.106	10.86	11.00	-0.14
Mid	5550	6.768	7.292	10.26	11.00	-0.74
High	5670	7.111	7.158	10.35	11.00	-0.65
142	5710	7.362	7.353	10.58	11.00	-0.42

UL VERIFICATION SERVICES INC.
47173 Benicia Street, Fremont, CA 94538; USA TEL:(510) 771-1000 FAX:(510) 661-0888
This report shall not be reproduced except in full, without the written approval of UL Verification Services Inc.

LOW CHANNEL

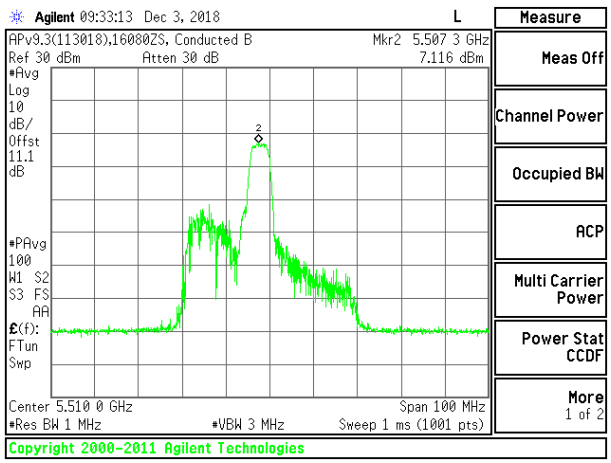

LOW CHANNEL CHAIN 0

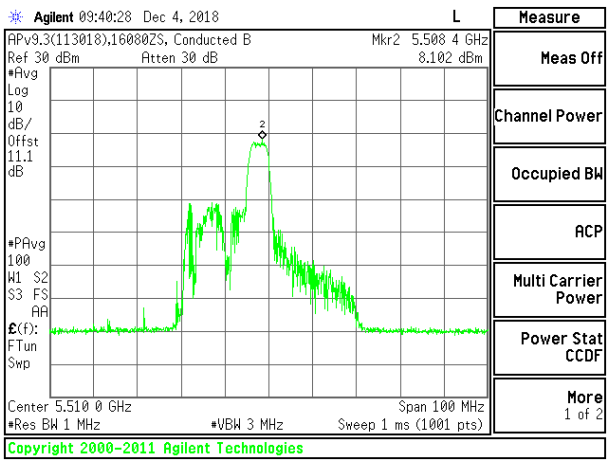

LOW CHANNEL CHAIN 1

MID CHANNEL

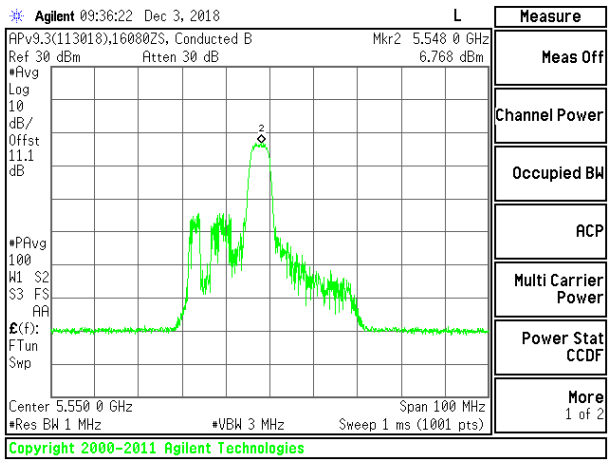

MID CHANNEL CHAIN 0

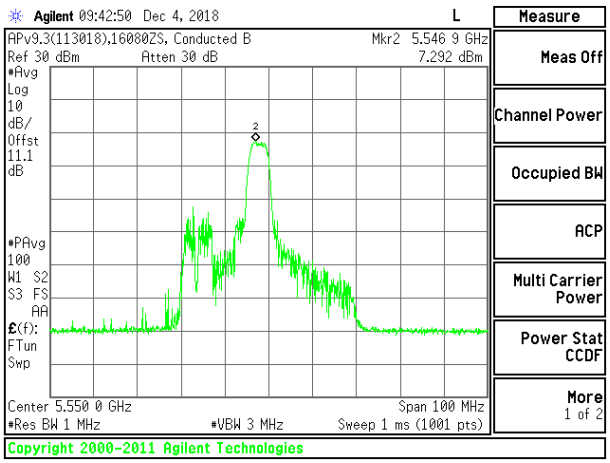

MID CHANNEL CHAIN 1

UL VERIFICATION SERVICES INC.
47173 Benicia Street, Fremont, CA 94538; USA TEL:(510) 771-1000 FAX:(510) 661-0888
This report shall not be reproduced except in full, without the written approval of UL Verification Services Inc.

HIGH CHANNEL

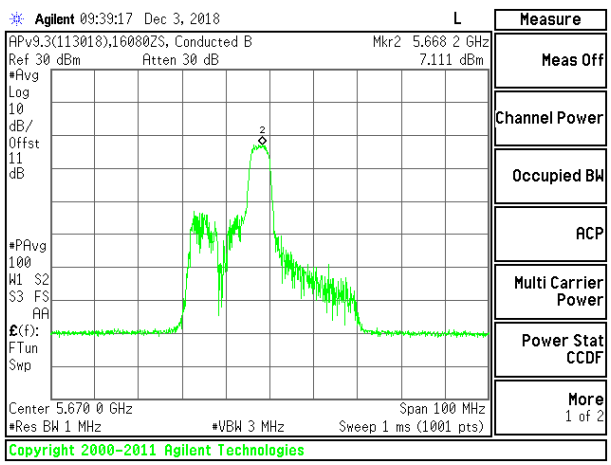

HIGH CHANNEL CHAIN 0

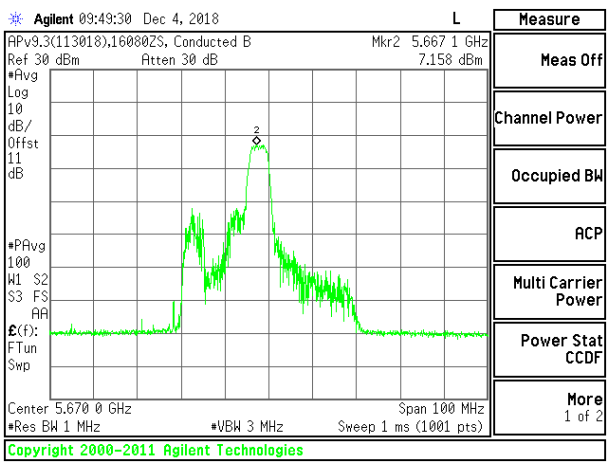

HIGH CHANNEL CHAIN 1

CHANNEL 142

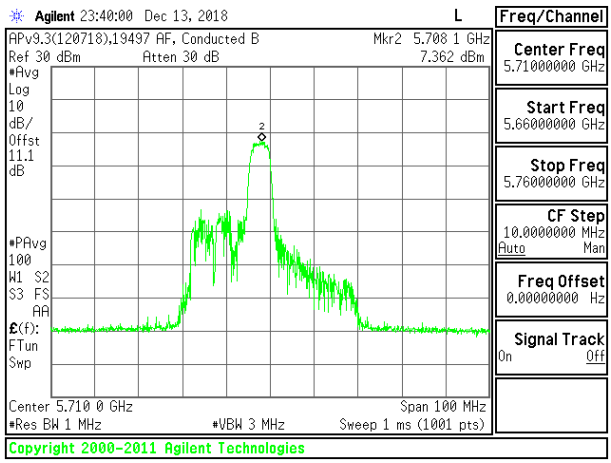

CHANNEL 142 CHAIN 0

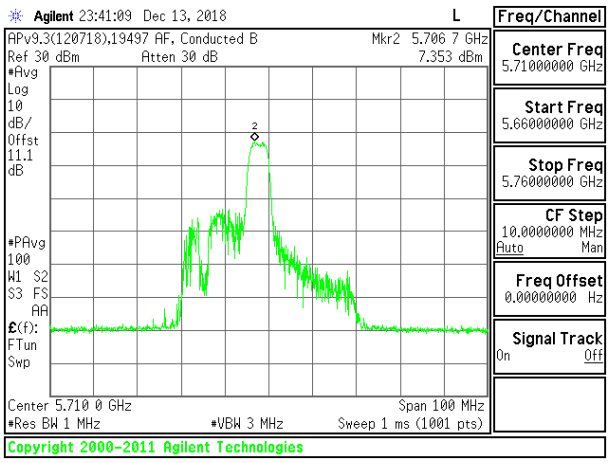

CHANNEL 142 CHAIN 1

UL VERIFICATION SERVICES INC.
47173 Benicia Street, Fremont, CA 94538; USA TEL:(510) 771-1000 FAX:(510) 661-0888
This report shall not be reproduced except in full, without the written approval of UL Verification Services Inc.

2TX Antenna 1 + Antenna 2 OFDMA MODE – 52-Tones, RU Index 44

Bandwidth, Antenna Gain, and Limits

Channel	Frequency (MHz)	Min 26 dB BW (MHz)	Directional Gain for Power (dBi)	Directional Gain for PSD (dBi)	Power Limit (dBm)	PSD Limit (dBm/ 1MHz)
Low	5510	20.20	-3.05	-0.09	24.00	11.00
Mid	5550	20.00	-3.05	-0.09	24.00	11.00
High	5670	19.90	-3.05	-0.09	23.99	11.00
142	5710	20.00	-3.05	-0.09	24.00	11.00

Duty Cycle CF (dB)	0.21	**Included in Calculations of Corr'd PSD**

Output Power Results

Channel	Frequency (MHz)	Chain 0 Meas Power (dBm)	Chain 1 Meas Power (dBm)	Total Corr'd Power (dBm)	Power Limit (dBm)	Power Margin (dB)
Low	5510	12.75	12.51	15.64	24.00	-8.36
Mid	5550	12.82	12.43	15.64	24.00	-8.36
High	5670	12.79	12.15	15.49	23.99	-8.50
142	5710	12.66	12.15	15.42	24.00	-8.58

PSD Results

Channel	Frequency (MHz)	Chain 0 Meas PSD (dBm/ 1MHz)	Chain 1 Meas PSD (dBm/ 1MHz)	Total Corr'd PSD (dBm/ 1MHz)	PSD Limit (dBm/ 1MHz)	PSD Margin (dB)
Low	5510	6.965	7.265	10.34	11.00	-0.66
Mid	5550	6.643	7.241	10.17	11.00	-0.83
High	5670	6.489	6.873	9.91	11.00	-1.09
142	5710	7.386	7.506	10.67	11.00	-0.33

UL VERIFICATION SERVICES INC.
47173 Benicia Street, Fremont, CA 94538; USA TEL:(510) 771-1000 FAX:(510) 661-0888
This report shall not be reproduced except in full, without the written approval of UL Verification Services Inc.

LOW CHANNEL

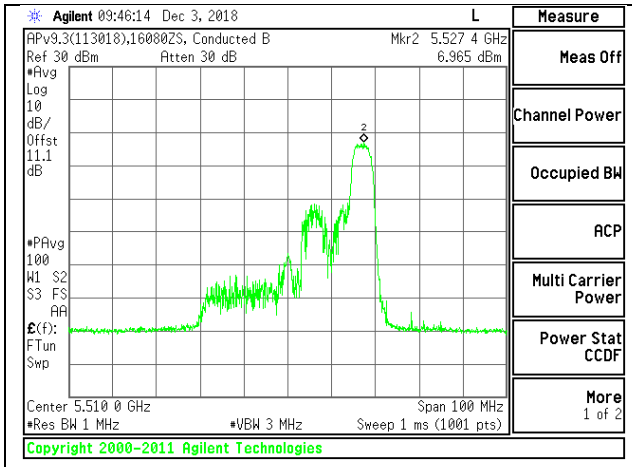

LOW CHANNEL CHAIN 0

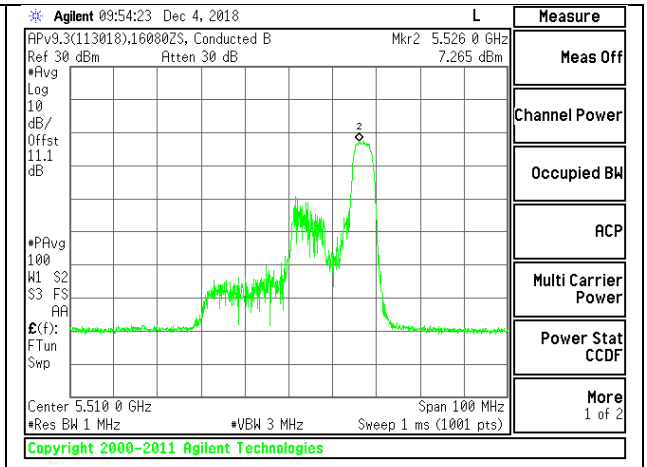

LOW CHANNEL CHAIN 1

MID CHANNEL

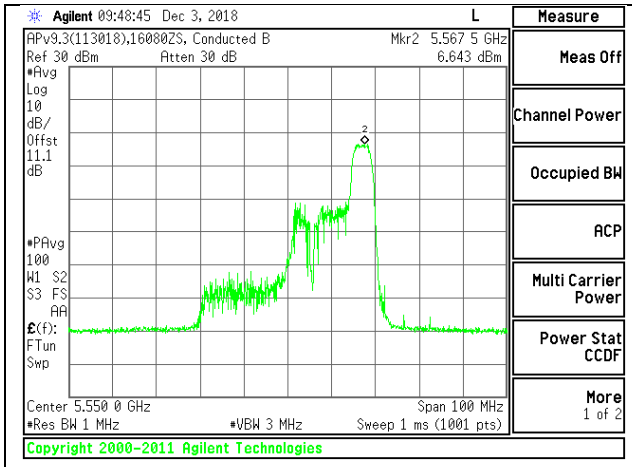

MID CHANNEL CHAIN 0

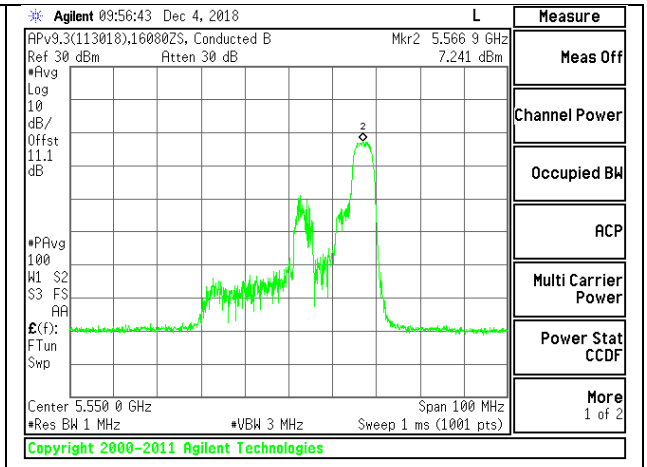

MID CHANNEL CHAIN 1

UL VERIFICATION SERVICES INC.
47173 Benicia Street, Fremont, CA 94538; USA TEL:(510) 771-1000 FAX:(510) 661-0888
This report shall not be reproduced except in full, without the written approval of UL Verification Services Inc.

HIGH CHANNEL

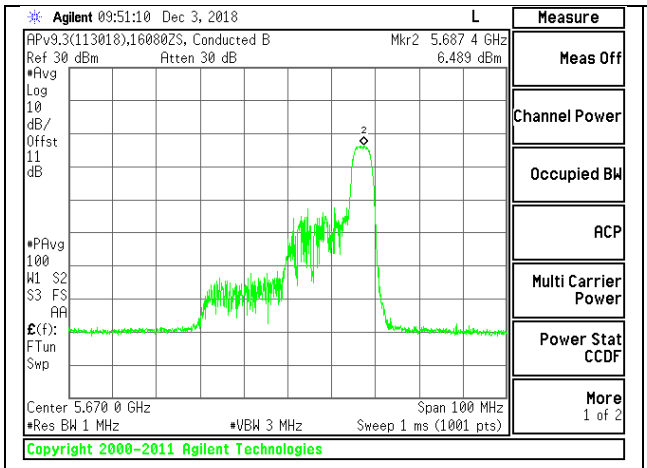

HIGH CHANNEL CHAIN 0

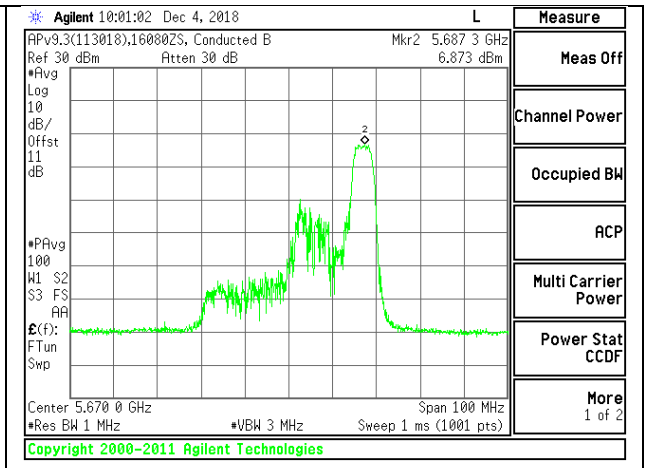

HIGH CHANNEL CHAIN 1

CHANNEL 142

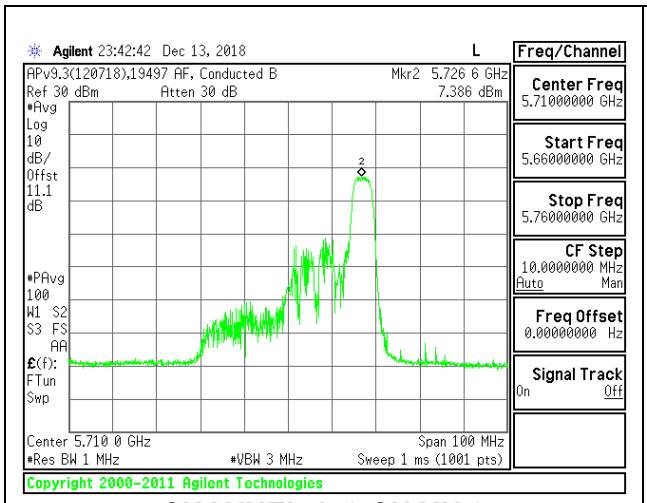

CHANNEL 142 CHAIN 0

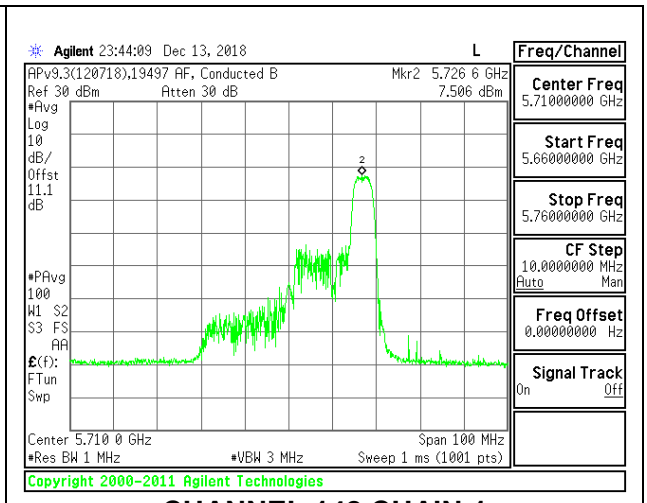

CHANNEL 142 CHAIN 1

UL VERIFICATION SERVICES INC.
47173 Benicia Street, Fremont, CA 94538; USA TEL:(510) 771-1000 FAX:(510) 661-0888
This report shall not be reproduced except in full, without the written approval of UL Verification Services Inc.

2TX Antenna 1 + Antenna 2 OFDMA MODE – 26-Tones, RU Index 0

Bandwidth, Antenna Gain, and Limits

Channel	Frequency (MHz)	Min 26 dB BW (MHz)	Directional Gain for Power (dBi)	Directional Gain for PSD (dBi)	Power Limit (dBm)	PSD Limit (dBm/ 1MHz)
Low	5510	19.90	-3.05	-0.09	23.99	11.00
Mid	5550	20.20	-3.05	-0.09	24.00	11.00
High	5670	19.90	-3.05	-0.09	23.99	11.00
142	5710	20.90	-3.05	-0.09	24.00	11.00

Duty Cycle CF (dB)	0.11	**Included in Calculations of Corr'd PSD**

Output Power Results

Channel	Frequency (MHz)	Chain 0 Meas Power (dBm)	Chain 1 Meas Power (dBm)	Total Corr'd Power (dBm)	Power Limit (dBm)	Power Margin (dB)
Low	5510	9.77	9.74	12.77	23.99	-11.22
Mid	5550	9.89	9.43	12.68	24.00	-11.32
High	5670	9.56	8.89	12.25	23.99	-11.74
142	5710	9.41	8.71	12.08	24.00	-11.92

PSD Results

Channel	Frequency (MHz)	Chain 0 Meas PSD (dBm/ 1MHz)	Chain 1 Meas PSD (dBm/ 1MHz)	Total Corr'd PSD (dBm/ 1MHz)	PSD Limit (dBm/ 1MHz)	PSD Margin (dB)
Low	5510	6.564	7.286	10.06	11.00	-0.94
Mid	5550	6.391	7.025	9.84	11.00	-1.16
High	5670	6.681	6.825	9.87	11.00	-1.13
142	5710	7.495	7.491	10.61	11.00	-0.39

UL VERIFICATION SERVICES INC.
47173 Benicia Street, Fremont, CA 94538; USA TEL:(510) 771-1000 FAX:(510) 661-0888
This report shall not be reproduced except in full, without the written approval of UL Verification Services Inc.

LOW CHANNEL

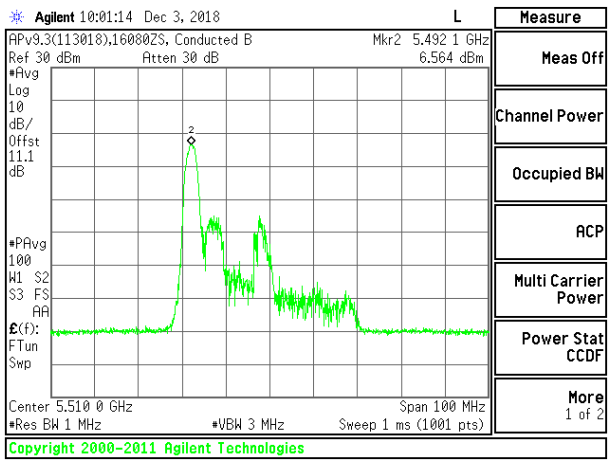

LOW CHANNEL CHAIN 0

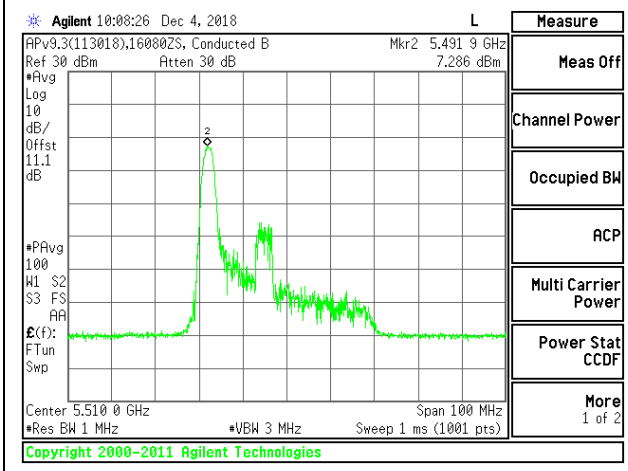

LOW CHANNEL CHAIN 1

MID CHANNEL

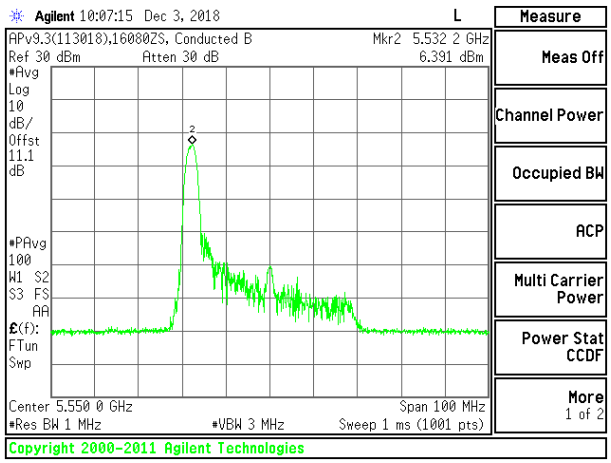

MID CHANNEL CHAIN 0

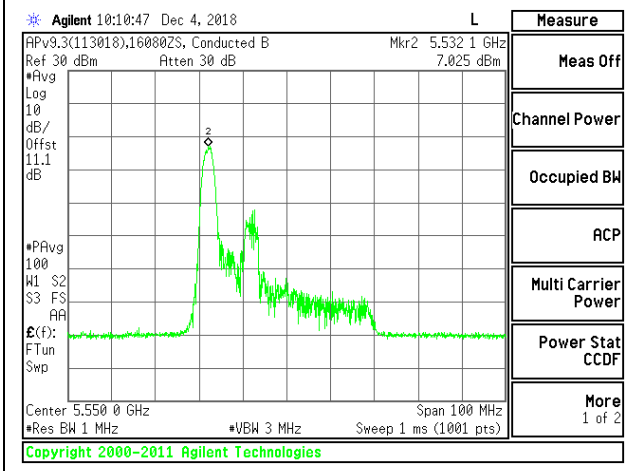

MID CHANNEL CHAIN 1

UL VERIFICATION SERVICES INC.
47173 Benicia Street, Fremont, CA 94538; USA TEL:(510) 771-1000 FAX:(510) 661-0888
This report shall not be reproduced except in full, without the written approval of UL Verification Services Inc.

HIGH CHANNEL

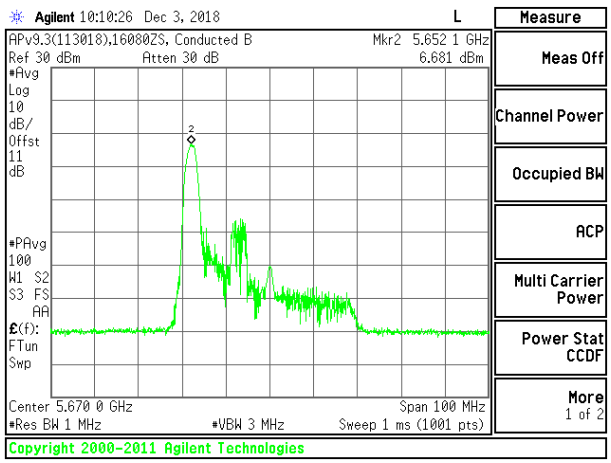

HIGH CHANNEL CHAIN 0

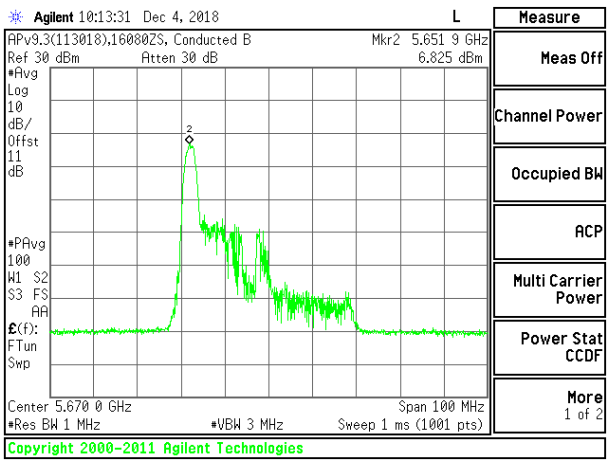

HIGH CHANNEL CHAIN 1

CHANNEL 142

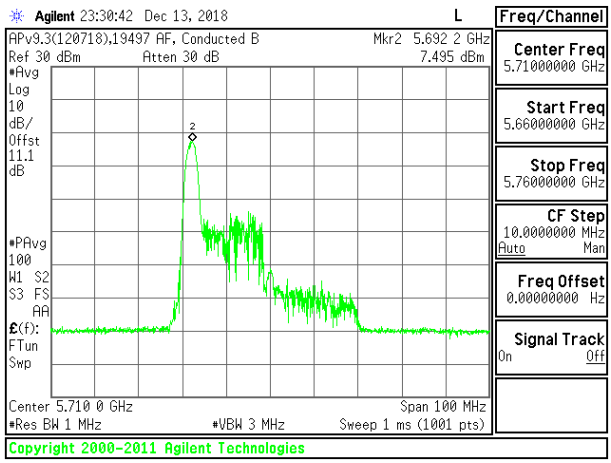

CHANNEL 142 CHAIN 0

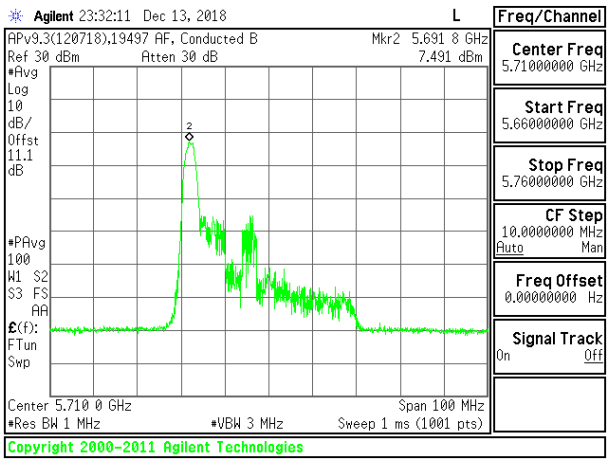

CHANNEL 142 CHAIN 1

UL VERIFICATION SERVICES INC.
47173 Benicia Street, Fremont, CA 94538; USA TEL:(510) 771-1000 FAX:(510) 661-0888
This report shall not be reproduced except in full, without the written approval of UL Verification Services Inc.

2TX Antenna 1 + Antenna 2 OFDMA MODE – 26-Tones, RU Index 8

Bandwidth, Antenna Gain, and Limits

Channel	Frequency (MHz)	Min 26 dB BW (MHz)	Directional Gain for Power (dBi)	Directional Gain for PSD (dBi)	Power Limit (dBm)	PSD Limit (dBm/ 1MHz)
Low	5510	24.50	-3.05	-0.09	24.00	11.00
Mid	5550	24.70	-3.05	-0.09	24.00	11.00
High	5670	23.70	-3.05	-0.09	24.00	11.00
142	5710	24.60	-3.05	-0.09	24.00	11.00

Duty Cycle CF (dB)	0.11	Included in Calculations of Corr'd PSD

Output Power Results

Channel	Frequency (MHz)	Chain 0 Meas Power (dBm)	Chain 1 Meas Power (dBm)	Total Corr'd Power (dBm)	Power Limit (dBm)	Power Margin (dB)
Low	5510	9.77	9.56	12.68	24.00	-11.32
Mid	5550	9.82	10.01	12.93	24.00	-11.07
High	5670	9.98	10.04	13.02	24.00	-10.98
142	5710	9.89	9.50	12.71	24.00	-11.29

PSD Results

Channel	Frequency (MHz)	Chain 0 Meas PSD (dBm/ 1MHz)	Chain 1 Meas PSD (dBm/ 1MHz)	Total Corr'd PSD (dBm/ 1MHz)	PSD Limit (dBm/ 1MHz)	PSD Margin (dB)
Low	5510	6.881	7.423	10.28	11.00	-0.72
Mid	5550	7.122	6.648	10.01	11.00	-0.99
High	5670	7.180	7.112	10.27	11.00	-0.73
142	5710	6.867	6.663	9.89	11.00	-1.11

UL VERIFICATION SERVICES INC.
47173 Benicia Street, Fremont, CA 94538; USA TEL:(510) 771-1000 FAX:(510) 661-0888
This report shall not be reproduced except in full, without the written approval of UL Verification Services Inc.

LOW CHANNEL

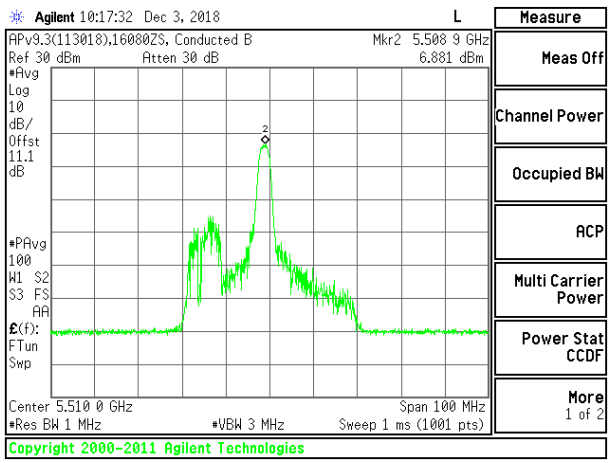

LOW CHANNEL CHAIN 0

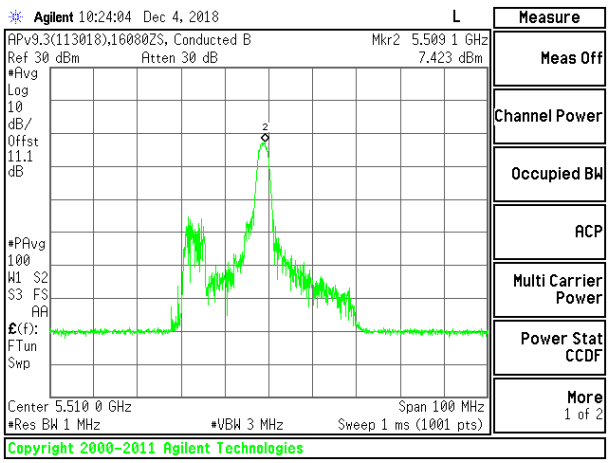

LOW CHANNEL CHAIN 1

MID CHANNEL

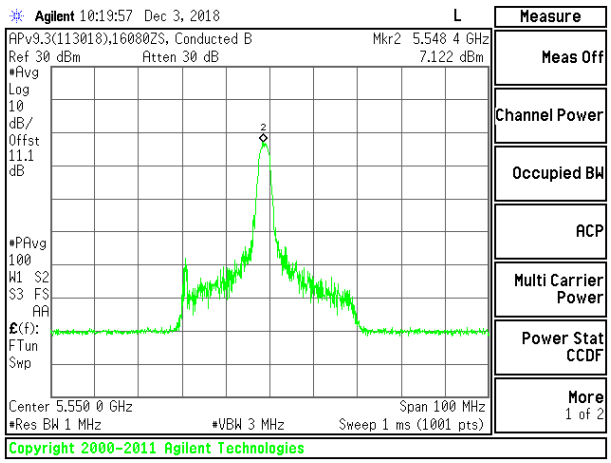

MID CHANNEL CHAIN 0

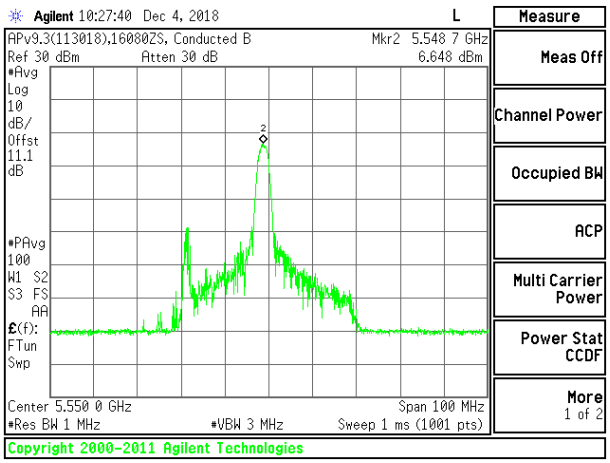

MID CHANNEL CHAIN 1

UL VERIFICATION SERVICES INC.
47173 Benicia Street, Fremont, CA 94538; USA TEL:(510) 771-1000 FAX:(510) 661-0888
This report shall not be reproduced except in full, without the written approval of UL Verification Services Inc.

HIGH CHANNEL

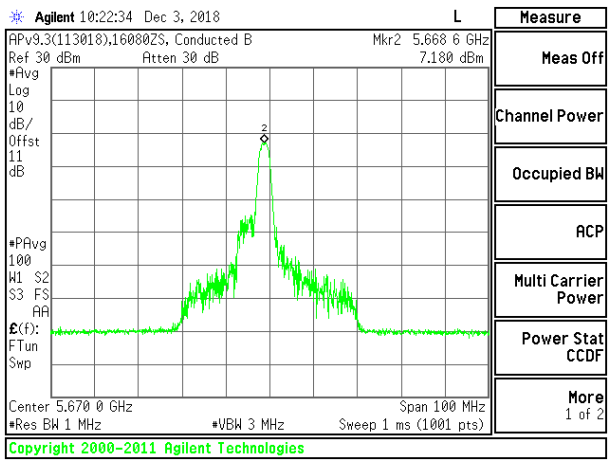

HIGH CHANNEL CHAIN 0

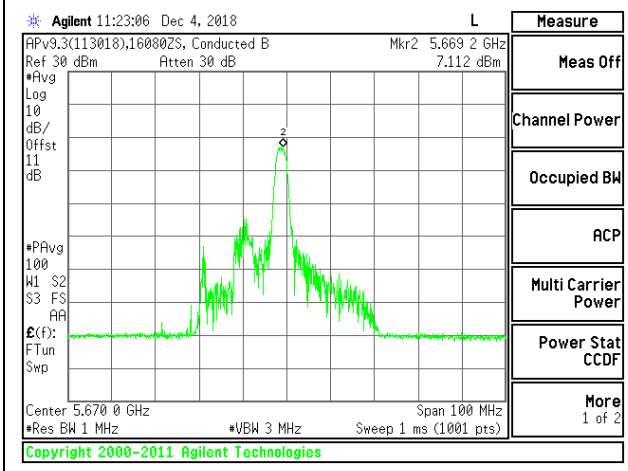

HIGH CHANNEL CHAIN 1

CHANNEL 142

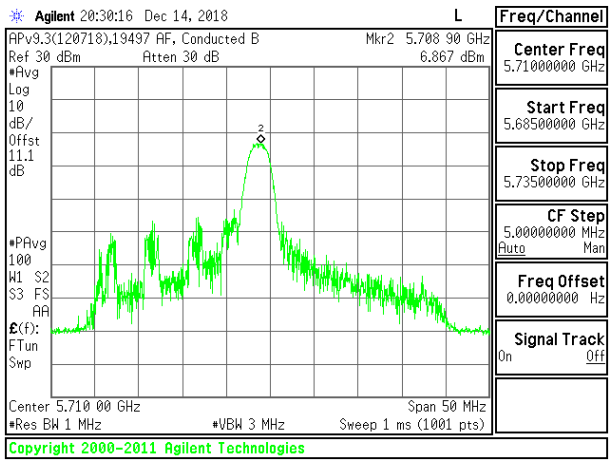

CHANNEL 142 CHAIN 0

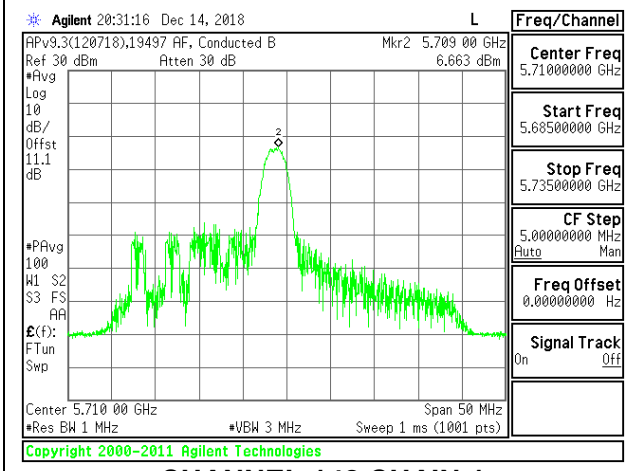

CHANNEL 142 CHAIN 1

UL VERIFICATION SERVICES INC.
47173 Benicia Street, Fremont, CA 94538; USA TEL:(510) 771-1000 FAX:(510) 661-0888
This report shall not be reproduced except in full, without the written approval of UL Verification Services Inc.

2TX Antenna 1 + Antenna 2 OFDMA MODE – 26-Tones, RU Index 17

Bandwidth, Antenna Gain, and Limits

Channel	Frequency (MHz)	Min 26 dB BW (MHz)	Directional Gain for Power (dBi)	Directional Gain for PSD (dBi)	Power Limit (dBm)	PSD Limit (dBm/ 1MHz)
Low	5510	19.60	-3.05	-0.09	23.92	11.00
Mid	5550	19.90	-3.05	-0.09	23.99	11.00
High	5670	19.80	-3.05	-0.09	23.97	11.00
142	5710	20.10	-3.05	-0.09	24.00	11.00

Duty Cycle CF (dB)	0.11	Included in Calculations of Corr'd PSD

Output Power Results

Channel	Frequency (MHz)	Chain 0 Meas Power (dBm)	Chain 1 Meas Power (dBm)	Total Corr'd Power (dBm)	Power Limit (dBm)	Power Margin (dB)
Low	5510	9.78	9.19	12.51	23.92	-11.42
Mid	5550	9.68	8.96	12.35	23.99	-11.64
High	5670	9.77	9.01	12.42	23.97	-11.55
142	5710	9.89	8.97	12.46	24.00	-11.54

PSD Results

Channel	Frequency (MHz)	Chain 0 Meas PSD (dBm/ 1MHz)	Chain 1 Meas PSD (dBm/ 1MHz)	Total Corr'd PSD (dBm/ 1MHz)	PSD Limit (dBm/ 1MHz)	PSD Margin (dB)
Low	5510	7.179	6.744	10.09	11.00	-0.91
Mid	5550	6.720	6.997	9.98	11.00	-1.02
High	5670	6.498	6.798	9.77	11.00	-1.23
142	5710	7.488	7.210	10.47	11.00	-0.53

UL VERIFICATION SERVICES INC.
47173 Benicia Street, Fremont, CA 94538; USA TEL:(510) 771-1000 FAX:(510) 661-0888
This report shall not be reproduced except in full, without the written approval of UL Verification Services Inc.

LOW CHANNEL

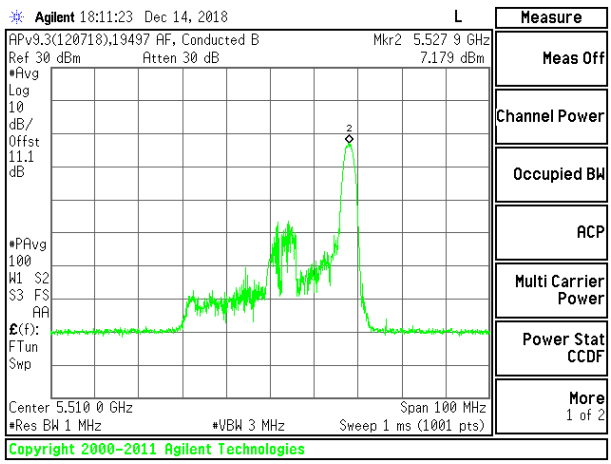

LOW CHANNEL CHAIN 0

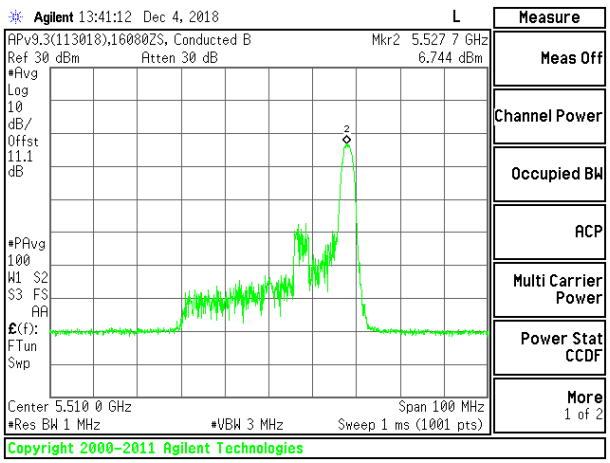

LOW CHANNEL CHAIN 1

MID CHANNEL

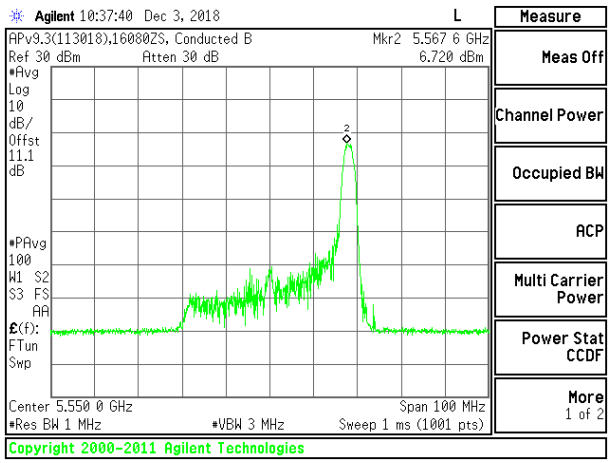

MID CHANNEL CHAIN 0

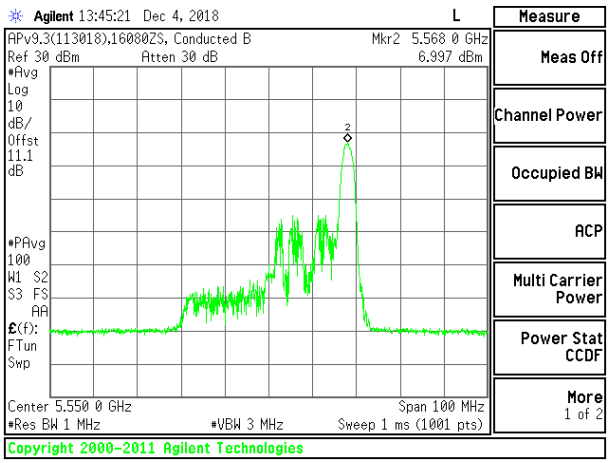

MID CHANNEL CHAIN 1

UL VERIFICATION SERVICES INC.
47173 Benicia Street, Fremont, CA 94538; USA TEL:(510) 771-1000 FAX:(510) 661-0888
This report shall not be reproduced except in full, without the written approval of UL Verification Services Inc.

HIGH CHANNEL

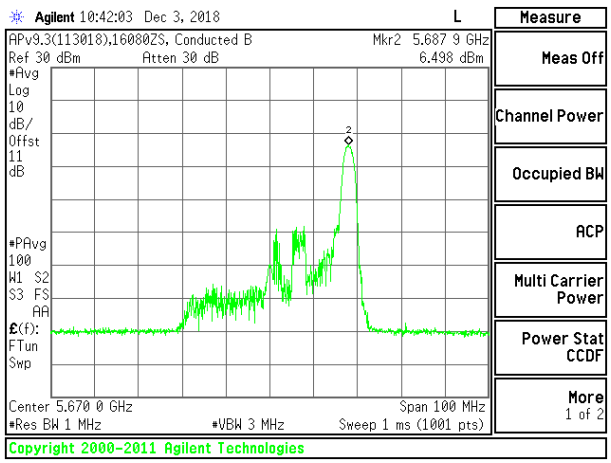

HIGH CHANNEL CHAIN 0

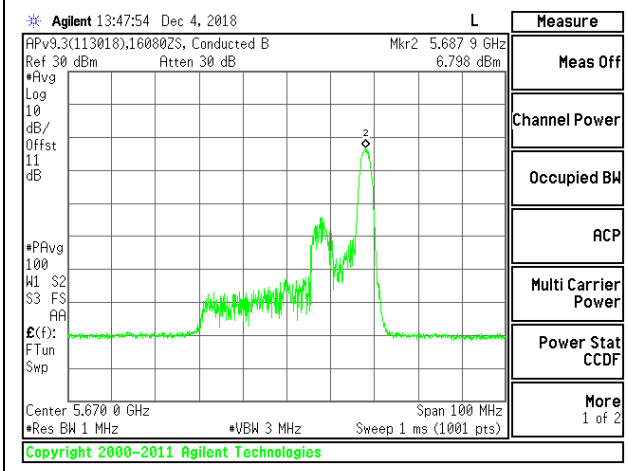

HIGH CHANNEL CHAIN 1

CHANNEL 142

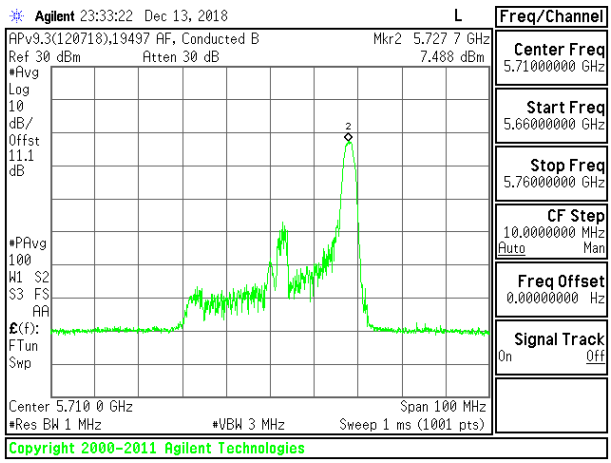

CHANNEL 142 CHAIN 0

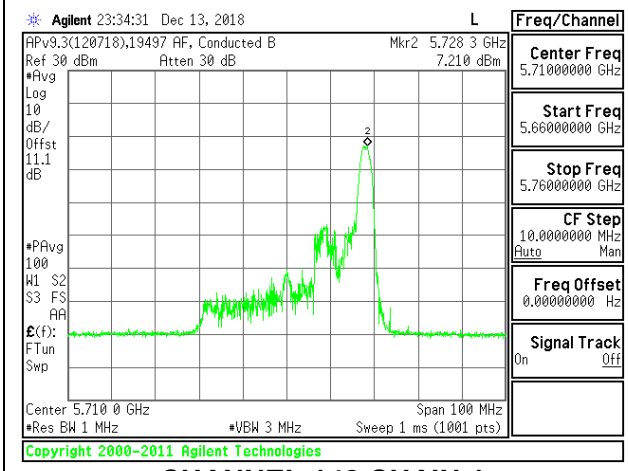

CHANNEL 142 CHAIN 1

UL VERIFICATION SERVICES INC.
47173 Benicia Street, Fremont, CA 94538; USA TEL:(510) 771-1000 FAX:(510) 661-0888
This report shall not be reproduced except in full, without the written approval of UL Verification Services Inc.

9.5.21. 802.11ax HE80 MODE IN THE 5.6 GHz BAND

1TX SISO MODE

Bandwidth, Antenna Gain, and Limits

Channel	Frequency (MHz)	Min 26 dB BW (MHz)	Chain 0 Directional Gain for Power (dBi)	Chain 1 Directional Gain For Power (dBi)	Power Limit (dBm)
Low	5530	20.80	-4.10	-2.20	24.00
High	5610	21.40	-4.10	-2.20	24.00
138	5690	22.20	-4.10	-2.20	24.00

Output Power Results

Channel	Frequency (MHz)	Tones	RU Index	Chain 0 Meas Power (dBm)	Chain 1 Meas Power (dBm)	Chain 0 Corr'd Power (dBm)	Chain 1 Corr'd Power (dBm)	Power Limit (dBm)	Power Margin (dB)
Low	5530	SU	-	15.25	15.20	15.25	15.20	24.00	-8.75
		996T	67	15.80	15.67	15.80	15.67	24.00	-8.20
		484T	65	15.70	15.69	15.70	15.69	24.00	-8.30
			66	15.75	15.70	15.75	15.70	24.00	-8.25
		242T	61	15.80	15.67	15.80	15.67	24.00	-8.20
			62	15.77	15.86	15.77	15.86	24.00	-8.14
			64	15.70	15.63	15.70	15.63	24.00	-8.30
		106T	53	15.44	15.42	15.44	15.42	24.00	-8.56
			56	15.50	15.38	15.50	15.38	24.00	-8.50
			60	15.33	15.30	15.33	15.30	24.00	-8.67
		52T	37	12.99	12.88	12.99	12.88	24.00	-11.01
			44	12.77	12.99	12.77	12.99	24.00	-11.01
			52	12.88	12.83	12.88	12.83	24.00	-11.12
		26T	0	10.09	9.65	10.09	9.65	24.00	-13.91
			18	10.15	9.70	10.15	9.70	24.00	-13.85
			36	9.30	9.14	9.30	9.14	24.00	-14.70
High	5610	SU	-	15.17	15.09	15.17	15.09	24.00	-8.83
		996T	67	15.80	15.60	15.80	15.60	24.00	-8.20
		484T	65	15.66	15.70	15.66	15.70	24.00	-8.30
			66	15.79	15.72	15.79	15.72	24.00	-8.21
		242T	61	15.77	15.63	15.77	15.63	24.00	-8.23
			62	15.72	15.80	15.72	15.80	24.00	-8.20
			64	15.66	15.59	15.66	15.59	24.00	-8.34
		106T	53	15.81	15.31	15.81	15.31	24.00	-8.19
			56	15.55	15.30	15.55	15.30	24.00	-8.45
			60	15.18	15.11	15.18	15.11	24.00	-8.82
		52T	37	12.90	12.74	12.90	12.74	24.00	-11.10
			44	12.85	12.97	12.85	12.97	24.00	-11.03
			52	12.96	12.34	12.96	12.34	24.00	-11.04
		26T	0	10.17	9.39	10.17	9.39	24.00	-13.83
			18	10.20	9.20	10.20	9.20	24.00	-13.80
			36	9.22	8.63	9.22	8.63	24.00	-14.78
138	5690	SU	-	15.46	15.16	15.46	15.16	24.00	-8.54
		996T	67	15.75	15.22	15.75	15.22	24.00	-8.25
		484T	65	15.66	15.43	15.66	15.43	24.00	-8.34
			66	15.84	15.33	15.84	15.33	24.00	-8.16
		242T	61	15.69	15.30	15.69	15.30	24.00	-8.31
			62	15.69	15.68	15.69	15.68	24.00	-8.31
			64	15.44	15.39	15.44	15.39	24.00	-8.56
		106T	53	15.78	15.08	15.78	15.08	24.00	-8.22
			56	15.02	15.07	15.02	15.07	24.00	-8.93
			60	15.83	14.86	15.83	14.86	24.00	-8.17
		52T	37	12.87	12.59	12.87	12.59	24.00	-11.13
			44	13.18	12.85	13.18	12.85	24.00	-10.82
			52	13.21	12.10	13.21	12.10	24.00	-10.79
		26T	0	10.05	9.19	10.05	9.19	24.00	-13.95
			18	10.26	9.04	10.26	9.04	24.00	-13.74
			36	9.40	8.69	9.40	8.69	24.00	-14.60

UL VERIFICATION SERVICES INC.
47173 Benicia Street, Fremont, CA 94538; USA TEL:(510) 771-1000 FAX:(510) 661-0888
This report shall not be reproduced except in full, without the written approval of UL Verification Services Inc.

2TX Antenna 1 + Antenna 2 SU MODE

Bandwidth, Antenna Gain, and Limits

Channel	Frequency (MHz)	Min 26 dB BW (MHz)	Directional Gain for Power (dBi)	Power Limit (dBm)
Low	5530	83.40	-3.05	24.00
High	5610	83.20	-3.05	24.00
138	5690	82.40	-3.05	24.00

Output Power Results

Channel	Frequency (MHz)	Chain 0 Meas Power (dBm)	Chain 1 Meas Power (dBm)	Total Corr'd Power (dBm)	Power Limit (dBm)	Power Margin (dB)
Low	5530	15.63	15.56	18.61	24.00	-5.39
High	5610	15.59	15.42	18.52	24.00	-5.48
138	5690	15.67	15.29	18.49	24.00	-5.51

UL VERIFICATION SERVICES INC.
47173 Benicia Street, Fremont, CA 94538; USA TEL:(510) 771-1000 FAX:(510) 661-0888
This report shall not be reproduced except in full, without the written approval of UL Verification Services Inc.

2TX Antenna 1 + Antenna 2 OFDMA MODE – 996-Tones, RU Index 67

Bandwidth, Antenna Gain, and Limits

Channel	Frequency (MHz)	Min 26 dB BW (MHz)	Directional Gain for Power (dBi)	Directional Gain for PSD (dBi)	Power Limit (dBm)	PSD Limit (dBm/ 1MHz)
Low	5530	83.40	-3.05	-0.09	24.00	11.00
High	5610	83.20	-3.05	-0.09	24.00	11.00
138	5690	82.40	-3.05	-0.09	24.00	11.00

Duty Cycle CF (dB)	1.92	Included in Calculations of Corr'd PSD

Output Power Results

Channel	Frequency (MHz)	Chain 0 Meas Power (dBm)	Chain 1 Meas Power (dBm)	Total Corr'd Power (dBm)	Power Limit (dBm)	Power Margin (dB)
Low	5530	15.97	15.87	18.93	24.00	-5.07
High	5610	15.89	15.62	18.77	24.00	-5.23
138	5690	15.95	15.37	18.68	24.00	-5.32

PSD Results

Channel	Frequency (MHz)	Chain 0 Meas PSD (dBm/ 1MHz)	Chain 1 Meas PSD (dBm/ 1MHz)	Total Corr'd PSD (dBm/ 1MHz)	PSD Limit (dBm/ 1MHz)	PSD Margin (dB)
Low	5530	-3.060	-2.466	2.18	11.00	-8.82
High	5610	-2.929	-2.355	2.30	11.00	-8.70
138	5690	-2.482	-2.379	2.50	11.00	-8.50

UL VERIFICATION SERVICES INC.
47173 Benicia Street, Fremont, CA 94538; USA TEL:(510) 771-1000 FAX:(510) 661-0888
This report shall not be reproduced except in full, without the written approval of UL Verification Services Inc.

LOW CHANNEL

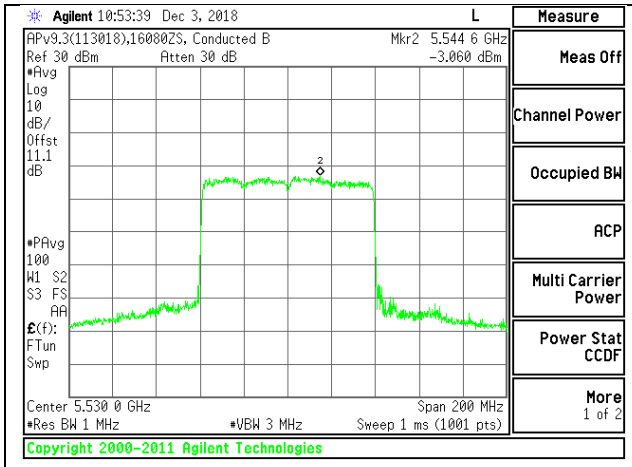

LOW CHANNEL CHAIN 0

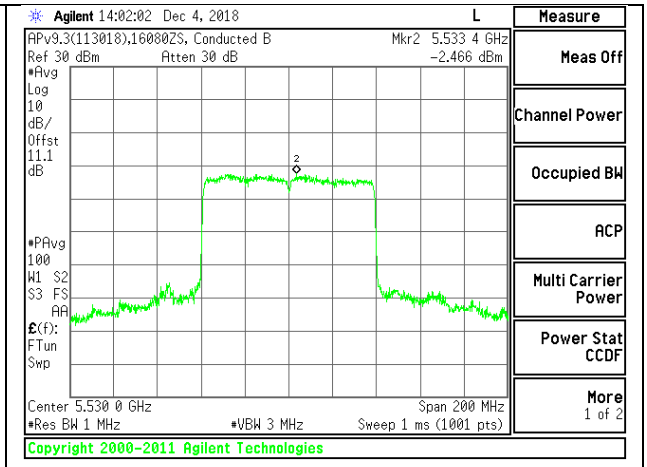

LOW CHANNEL CHAIN 1

HIGH CHANNEL

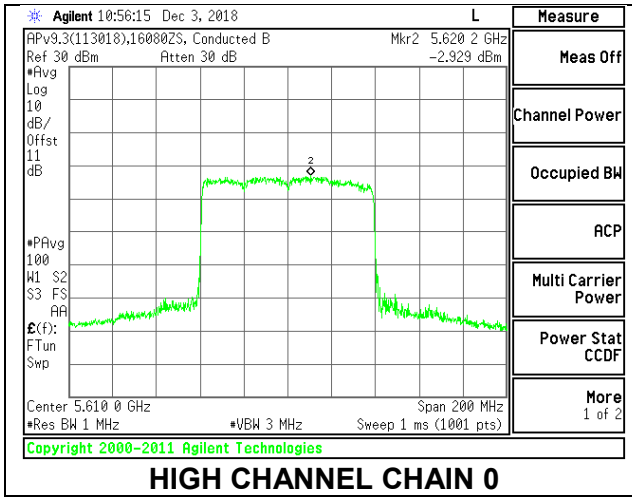

HIGH CHANNEL CHAIN 0

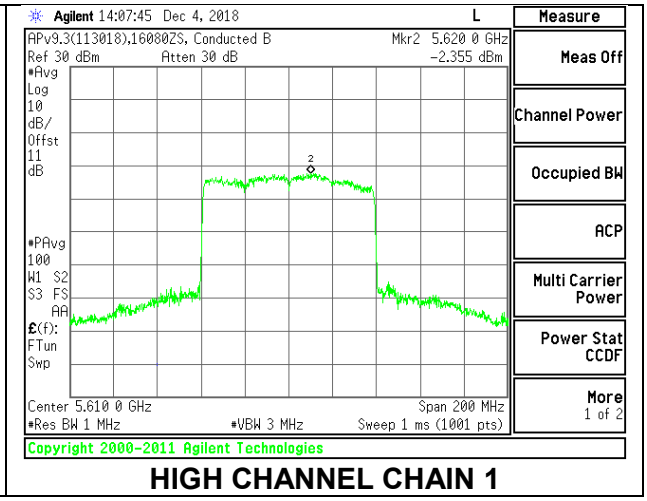

HIGH CHANNEL CHAIN 1

CHANNEL 138

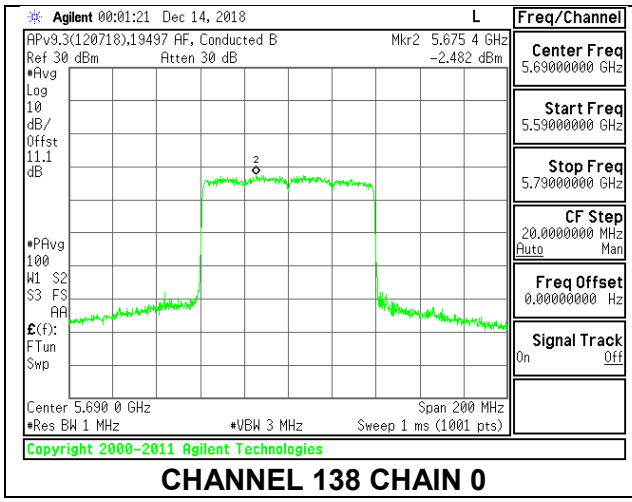

CHANNEL 138 CHAIN 0

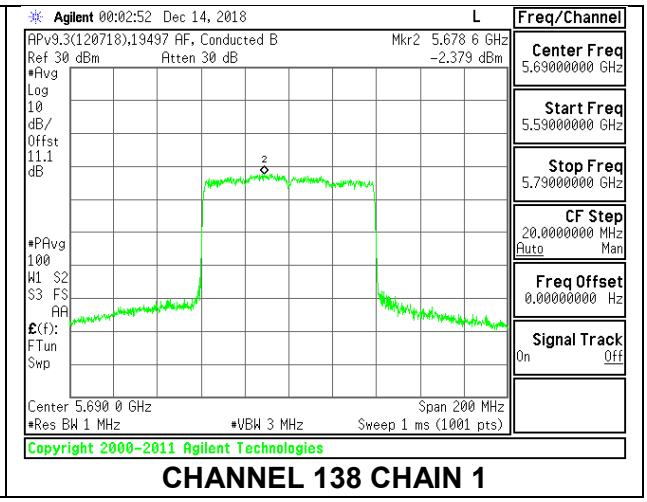

CHANNEL 138 CHAIN 1

UL VERIFICATION SERVICES INC.
47173 Benicia Street, Fremont, CA 94538; USA TEL:(510) 771-1000 FAX:(510) 661-0888
This report shall not be reproduced except in full, without the written approval of UL Verification Services Inc.

2TX Antenna 1 + Antenna 2 OFDMA MODE – 484-Tones, RU Index 65

Bandwidth, Antenna Gain, and Limits

Channel	Frequency (MHz)	Min 26 dB BW (MHz)	Directional Gain for Power (dBi)	Directional Gain for PSD (dBi)	Power Limit (dBm)	PSD Limit (dBm/ 1MHz)
Low	5530	57.40	-3.05	-0.09	24.00	11.00
High	5610	63.20	-3.05	-0.09	24.00	11.00
138	5690	60.20	-3.05	-0.09	24.00	11.00

Duty Cycle CF (dB)	1.27	Included in Calculations of Corr'd PSD

Output Power Results

Channel	Frequency (MHz)	Chain 0 Meas Power (dBm)	Chain 1 Meas Power (dBm)	Total Corr'd Power (dBm)	Power Limit (dBm)	Power Margin (dB)
Low	5530	15.99	15.95	18.98	24.00	-5.02
High	5610	15.94	15.81	18.89	24.00	-5.11
138	5690	15.77	15.53	18.66	24.00	-5.34

PSD Results

Channel	Frequency (MHz)	Chain 0 Meas PSD (dBm/ 1MHz)	Chain 1 Meas PSD (dBm/ 1MHz)	Total Corr'd PSD (dBm/ 1MHz)	PSD Limit (dBm/ 1MHz)	PSD Margin (dB)
Low	5530	0.920	0.991	5.24	11.00	-5.76
High	5610	0.609	0.792	4.98	11.00	-6.02
138	5690	0.981	0.922	5.23	11.00	-5.77

UL VERIFICATION SERVICES INC.
47173 Benicia Street, Fremont, CA 94538; USA TEL:(510) 771-1000 FAX:(510) 661-0888
This report shall not be reproduced except in full, without the written approval of UL Verification Services Inc.

LOW CHANNEL

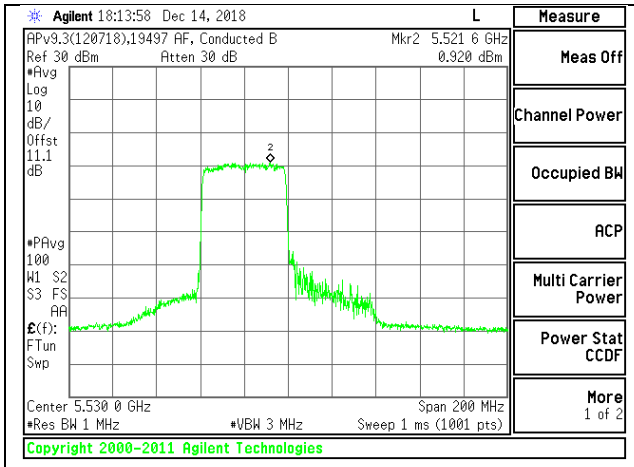

LOW CHANNEL CHAIN 0

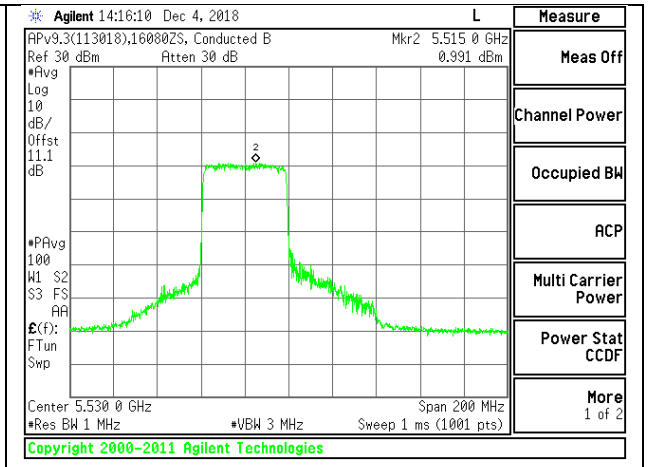

LOW CHANNEL CHAIN 1

HIGH CHANNEL

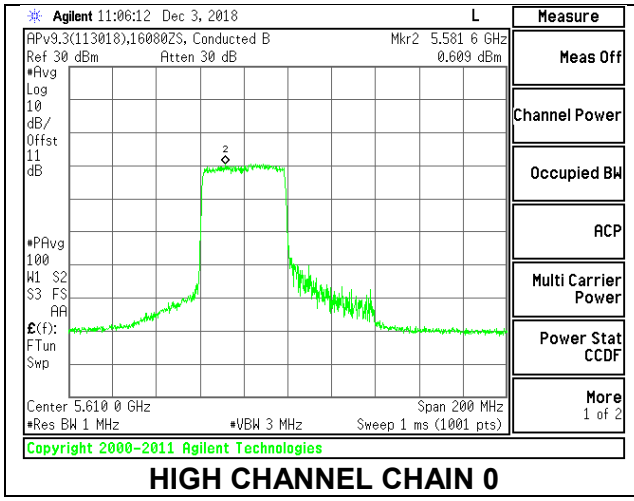

HIGH CHANNEL CHAIN 0

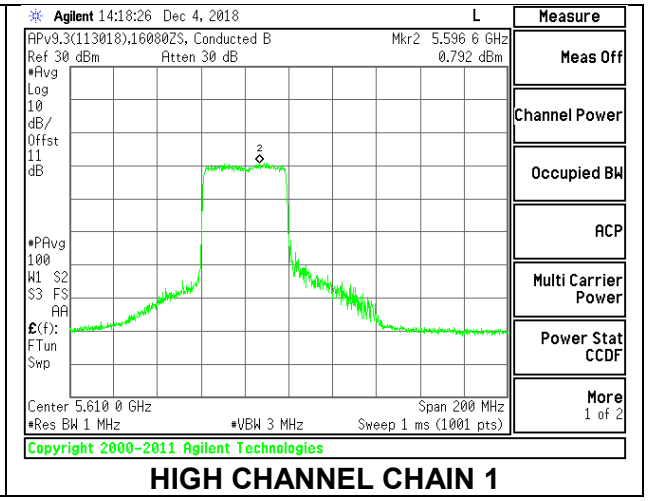

HIGH CHANNEL CHAIN 1

CHANNEL 138

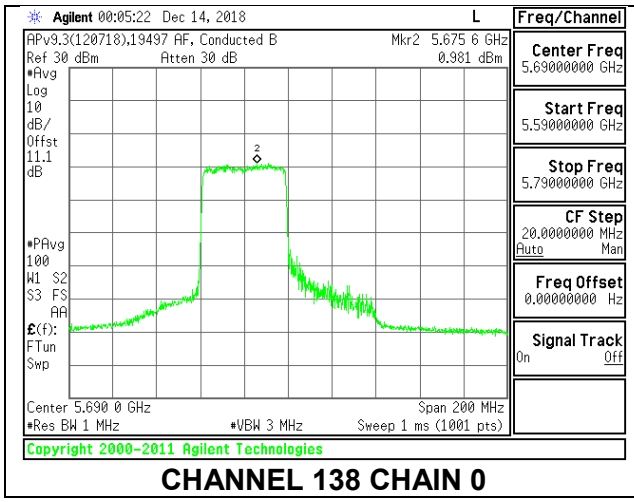

CHANNEL 138 CHAIN 0

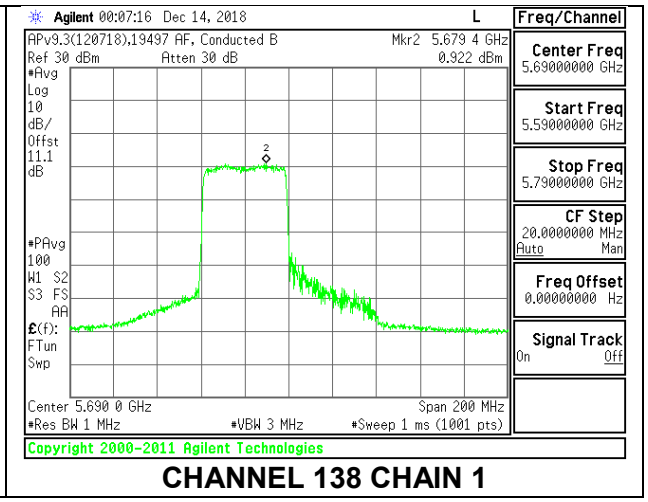

CHANNEL 138 CHAIN 1

UL VERIFICATION SERVICES INC.
47173 Benicia Street, Fremont, CA 94538; USA TEL:(510) 771-1000 FAX:(510) 661-0888
This report shall not be reproduced except in full, without the written approval of UL Verification Services Inc.

2TX Antenna 1 + Antenna 2 OFDMA MODE – 484-Tones, RU Index 66

Bandwidth, Antenna Gain, and Limits

Channel	Frequency (MHz)	Min 26 dB BW (MHz)	Directional Gain for Power (dBi)	Directional Gain for PSD (dBi)	Power Limit (dBm)	PSD Limit (dBm/ 1MHz)
Low	5530	71.40	-3.05	-0.09	24.00	11.00
High	5610	66.40	-3.05	-0.09	24.00	11.00
138	5690	70.60	-3.05	-0.09	24.00	11.00

Duty Cycle CF (dB)	1.27	Included in Calculations of Corr'd PSD

Output Power Results

Channel	Frequency (MHz)	Chain 0 Meas Power (dBm)	Chain 1 Meas Power (dBm)	Total Corr'd Power (dBm)	Power Limit (dBm)	Power Margin (dB)
Low	5530	15.97	15.92	18.96	24.00	-5.04
High	5610	15.89	15.80	18.86	24.00	-5.14
138	5690	16.00	15.64	18.83	24.00	-5.17

PSD Results

Channel	Frequency (MHz)	Chain 0 Meas PSD (dBm/ 1MHz)	Chain 1 Meas PSD (dBm/ 1MHz)	Total Corr'd PSD (dBm/ 1MHz)	PSD Limit (dBm/ 1MHz)	PSD Margin (dB)
Low	5530	0.785	1.182	5.27	11.00	-5.73
High	5610	0.450	1.168	5.10	11.00	-5.90
138	5690	1.022	1.456	5.52	11.00	-5.48

UL VERIFICATION SERVICES INC.
47173 Benicia Street, Fremont, CA 94538; USA TEL:(510) 771-1000 FAX:(510) 661-0888
This report shall not be reproduced except in full, without the written approval of UL Verification Services Inc.

LOW CHANNEL

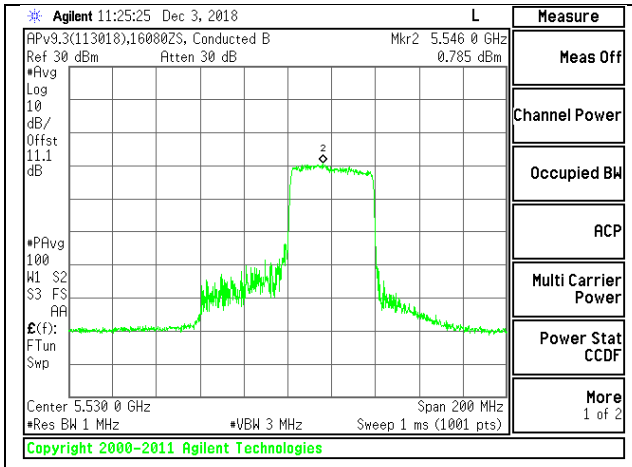

LOW CHANNEL CHAIN 0

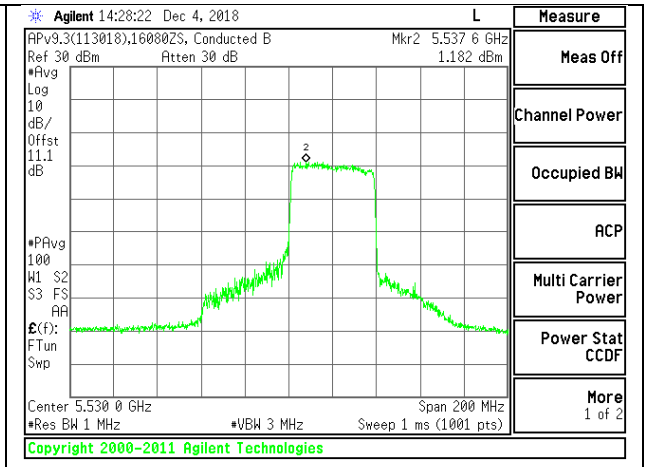

LOW CHANNEL CHAIN 1

HIGH CHANNEL

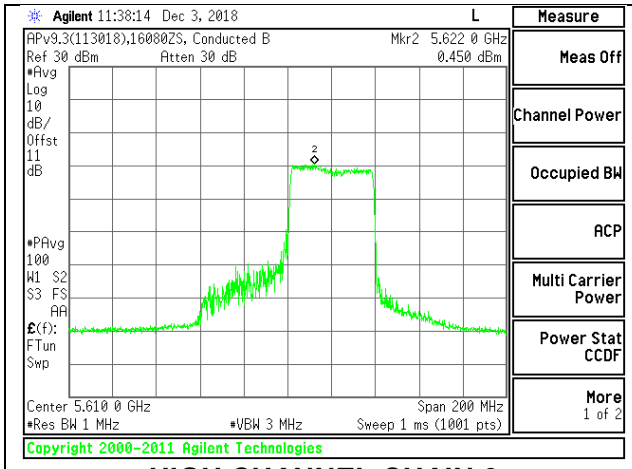

HIGH CHANNEL CHAIN 0

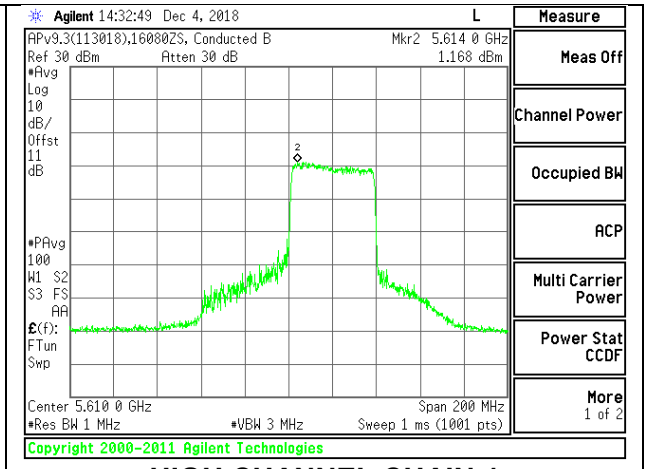

HIGH CHANNEL CHAIN 1

CHANNEL 138

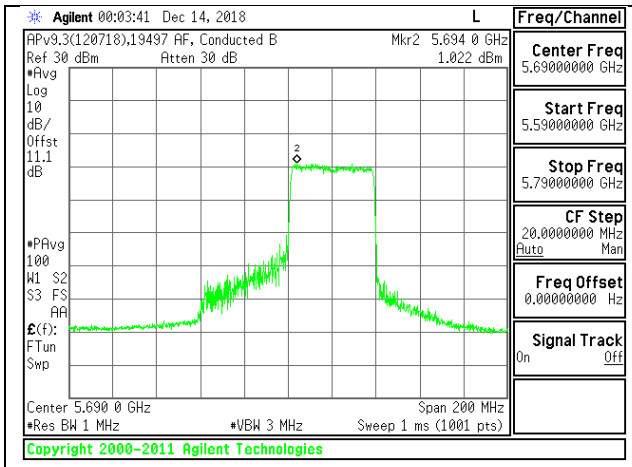

CHANNEL 138 CHAIN 0

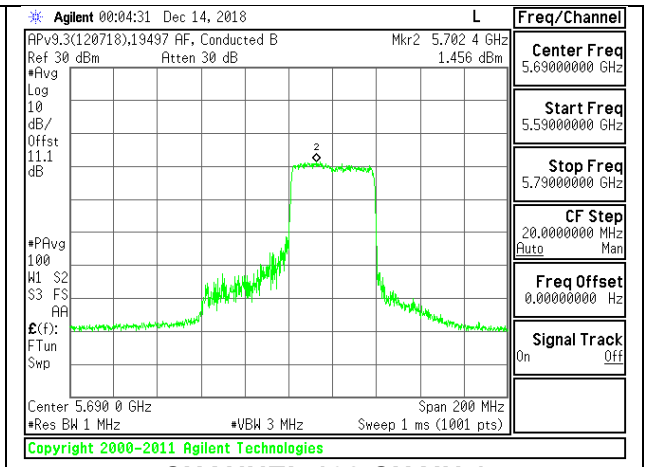

CHANNEL 138 CHAIN 1

UL VERIFICATION SERVICES INC.
47173 Benicia Street, Fremont, CA 94538; USA TEL:(510) 771-1000 FAX:(510) 661-0888
This report shall not be reproduced except in full, without the written approval of UL Verification Services Inc.

2TX Antenna 1 + Antenna 2 OFDMA MODE – 242-Tones, RU Index 61

Bandwidth, Antenna Gain, and Limits

Channel	Frequency (MHz)	Min 26 dB BW (MHz)	Directional Gain for Power (dBi)	Directional Gain for PSD (dBi)	Power Limit (dBm)	PSD Limit (dBm/ 1MHz)
Low	5530	39.60	-3.05	-0.09	24.00	11.00
High	5610	38.20	-3.05	-0.09	24.00	11.00
138	5690	37.80	-3.05	-0.09	24.00	11.00

Duty Cycle CF (dB)	0.73	Included in Calculations of Corr'd PSD

Output Power Results

Channel	Frequency (MHz)	Chain 0 Meas Power (dBm)	Chain 1 Meas Power (dBm)	Total Corr'd Power (dBm)	Power Limit (dBm)	Power Margin (dB)
Low	5530	15.94	15.94	18.95	24.00	-5.05
High	5610	15.85	15.70	18.79	24.00	-5.21
138	5690	15.77	15.44	18.62	24.00	-5.38

PSD Results

Channel	Frequency (MHz)	Chain 0 Meas PSD (dBm/ 1MHz)	Chain 1 Meas PSD (dBm/ 1MHz)	Total Corr'd PSD (dBm/ 1MHz)	PSD Limit (dBm/ 1MHz)	PSD Margin (dB)
Low	5530	3.516	3.868	7.44	11.00	-3.56
High	5610	3.354	4.020	7.44	11.00	-3.56
138	5690	3.957	4.213	7.83	11.00	-3.17

UL VERIFICATION SERVICES INC.
47173 Benicia Street, Fremont, CA 94538; USA TEL:(510) 771-1000 FAX:(510) 661-0888
This report shall not be reproduced except in full, without the written approval of UL Verification Services Inc.

LOW CHANNEL

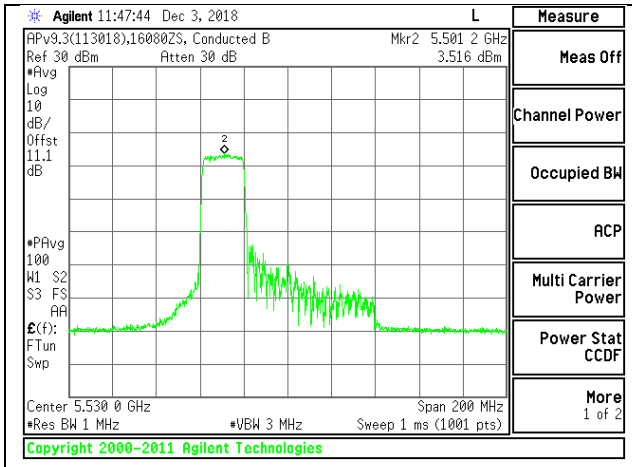

LOW CHANNEL CHAIN 0

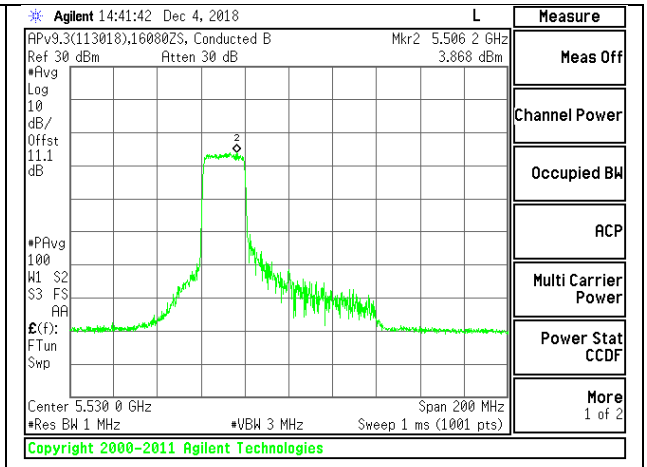

LOW CHANNEL CHAIN 1

HIGH CHANNEL

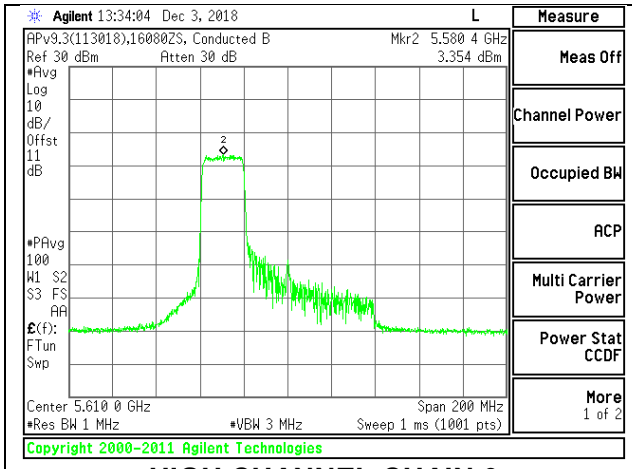

HIGH CHANNEL CHAIN 0

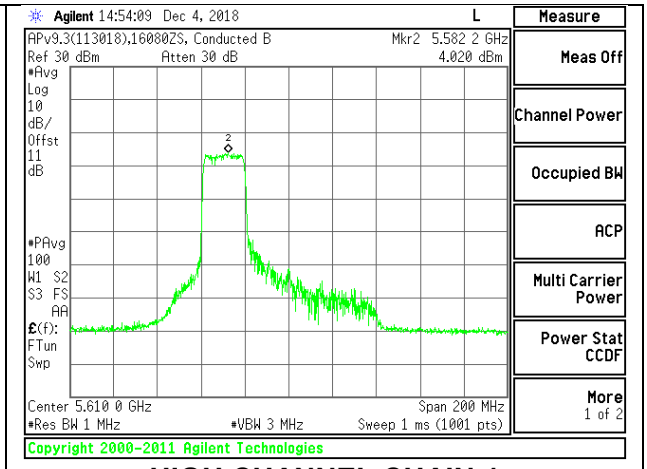

HIGH CHANNEL CHAIN 1

CHANNEL 138

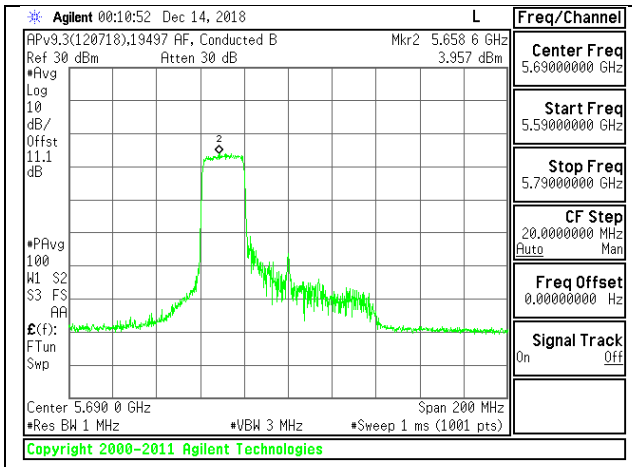

CHANNEL 138 CHAIN 0

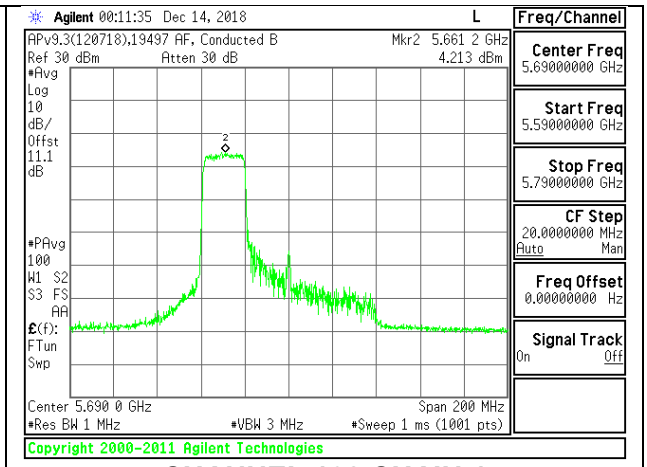

CHANNEL 138 CHAIN 1

UL VERIFICATION SERVICES INC.
47173 Benicia Street, Fremont, CA 94538; USA TEL:(510) 771-1000 FAX:(510) 661-0888
This report shall not be reproduced except in full, without the written approval of UL Verification Services Inc.

2TX Antenna 1 + Antenna 2 OFDMA MODE – 242-Tones, RU Index 62

Bandwidth, Antenna Gain, and Limits

Channel	Frequency (MHz)	Min 26 dB BW (MHz)	Directional Gain for Power (dBi)	Directional Gain for PSD (dBi)	Power Limit (dBm)	PSD Limit (dBm/ 1MHz)
Low	5530	54.20	-3.05	-0.09	24.00	11.00
High	5610	55.00	-3.05	-0.09	24.00	11.00
138	5690	55.60	-3.05	-0.09	24.00	11.00

Duty Cycle CF (dB)	0.73	Included in Calculations of Corr'd PSD

Output Power Results

Channel	Frequency (MHz)	Chain 0 Meas Power (dBm)	Chain 1 Meas Power (dBm)	Total Corr'd Power (dBm)	Power Limit (dBm)	Power Margin (dB)
Low	5530	15.98	16.00	19.00	24.00	-5.00
High	5610	15.88	15.97	18.94	24.00	-5.06
138	5690	15.92	15.80	18.87	24.00	-5.13

PSD Results

Channel	Frequency (MHz)	Chain 0 Meas PSD (dBm/ 1MHz)	Chain 1 Meas PSD (dBm/ 1MHz)	Total Corr'd PSD (dBm/ 1MHz)	PSD Limit (dBm/ 1MHz)	PSD Margin (dB)
Low	5530	4.158	4.634	8.14	11.00	-2.86
High	5610	4.240	4.600	8.16	11.00	-2.84
138	5690	4.522	4.374	8.19	11.00	-2.81

UL VERIFICATION SERVICES INC.
47173 Benicia Street, Fremont, CA 94538; USA TEL:(510) 771-1000 FAX:(510) 661-0888
This report shall not be reproduced except in full, without the written approval of UL Verification Services Inc.

LOW CHANNEL

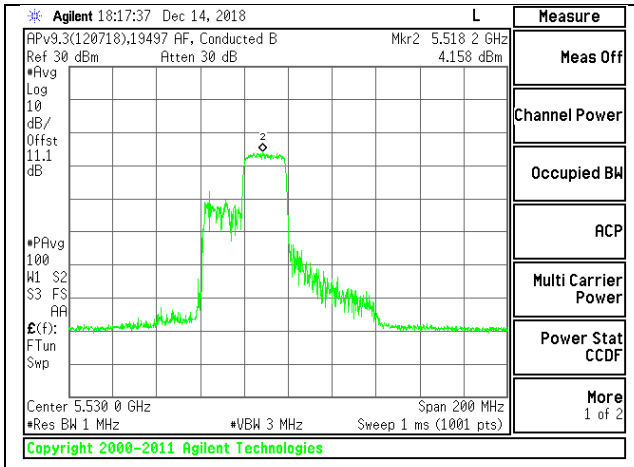

LOW CHANNEL CHAIN 0

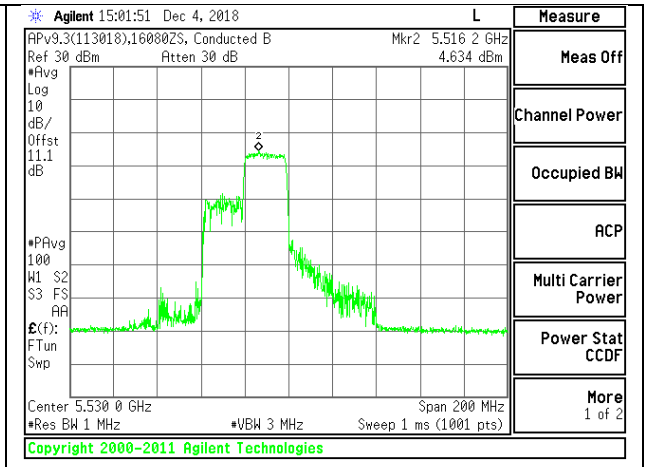

LOW CHANNEL CHAIN 1

HIGH CHANNEL

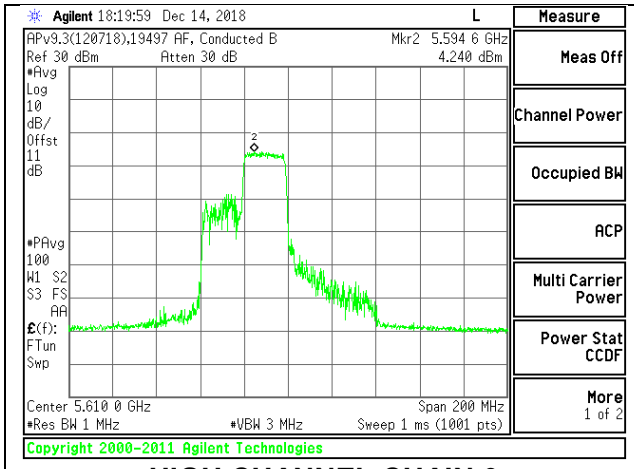

HIGH CHANNEL CHAIN 0

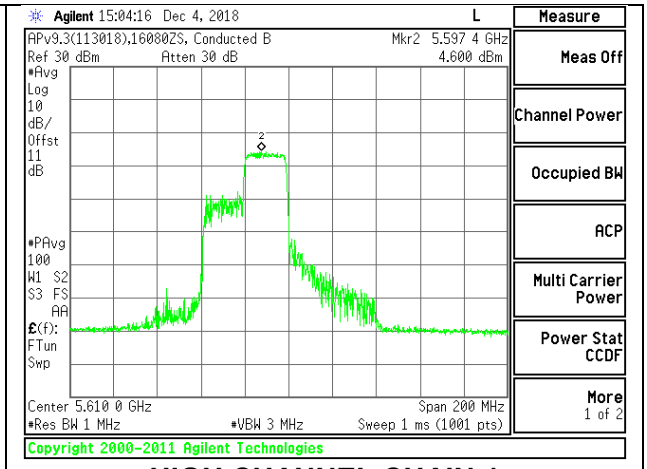

HIGH CHANNEL CHAIN 1

CHANNEL 138

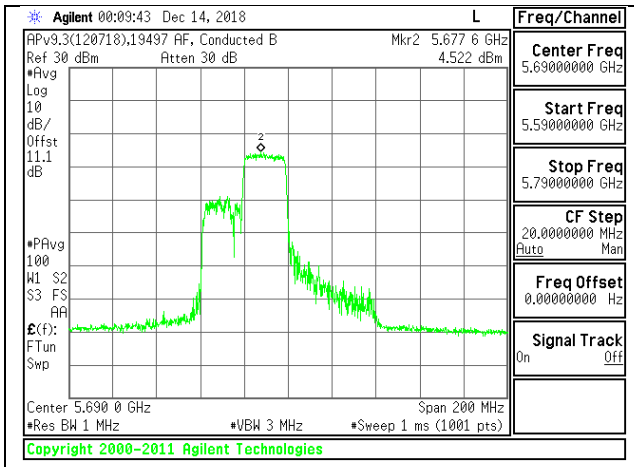

CHANNEL 138 CHAIN 0

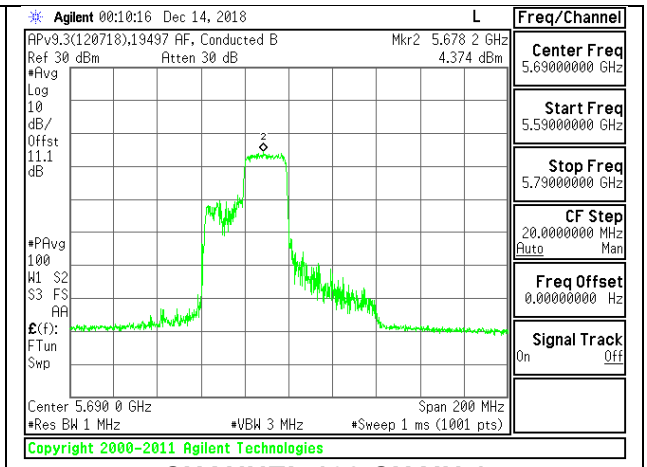

CHANNEL 138 CHAIN 1

UL VERIFICATION SERVICES INC.
47173 Benicia Street, Fremont, CA 94538; USA TEL:(510) 771-1000 FAX:(510) 661-0888
This report shall not be reproduced except in full, without the written approval of UL Verification Services Inc.

2TX Antenna 1 + Antenna 2 OFDMA MODE – 242-Tones, RU Index 64

Bandwidth, Antenna Gain, and Limits

Channel	Frequency (MHz)	Min 26 dB BW (MHz)	Directional Gain for Power (dBi)	Directional Gain for PSD (dBi)	Power Limit (dBm)	PSD Limit (dBm/ 1MHz)
Low	5530	40.00	-3.05	-0.09	24.00	11.00
High	5610	43.20	-3.05	-0.09	24.00	11.00
138	5690	44.80	-3.05	-0.09	24.00	11.00

Duty Cycle CF (dB)	0.73	Included in Calculations of Corr'd PSD

Output Power Results

Channel	Frequency (MHz)	Chain 0 Meas Power (dBm)	Chain 1 Meas Power (dBm)	Total Corr'd Power (dBm)	Power Limit (dBm)	Power Margin (dB)
Low	5530	15.90	15.86	18.89	24.00	-5.11
High	5610	15.72	15.66	18.70	24.00	-5.30
138	5690	15.63	15.47	18.56	24.00	-5.44

PSD Results

Channel	Frequency (MHz)	Chain 0 Meas PSD (dBm/ 1MHz)	Chain 1 Meas PSD (dBm/ 1MHz)	Total Corr'd PSD (dBm/ 1MHz)	PSD Limit (dBm/ 1MHz)	PSD Margin (dB)
Low	5530	4.224	4.098	7.90	11.00	-3.10
High	5610	4.046	4.243	7.89	11.00	-3.11
138	5690	3.883	4.128	7.75	11.00	-3.25

UL VERIFICATION SERVICES INC.
47173 Benicia Street, Fremont, CA 94538; USA TEL:(510) 771-1000 FAX:(510) 661-0888
This report shall not be reproduced except in full, without the written approval of UL Verification Services Inc.

LOW CHANNEL

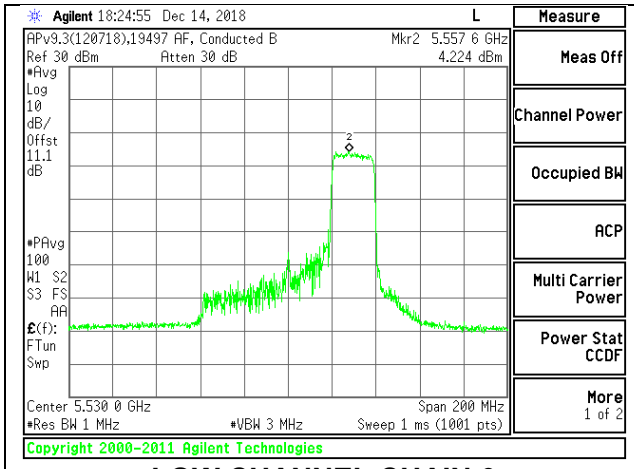

LOW CHANNEL CHAIN 0

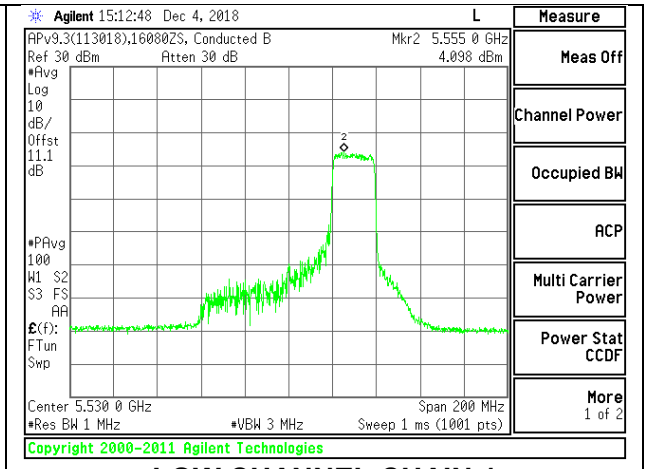

LOW CHANNEL CHAIN 1

HIGH CHANNEL

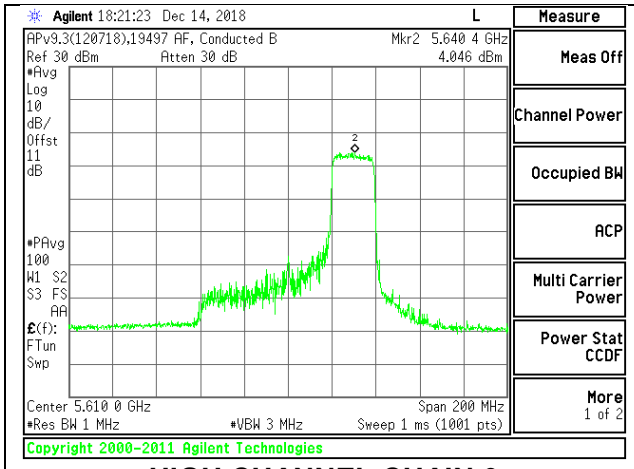

HIGH CHANNEL CHAIN 0

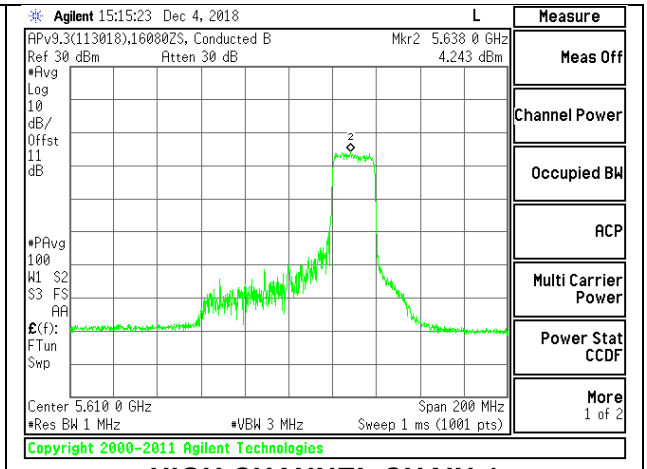

HIGH CHANNEL CHAIN 1

CHANNEL 138

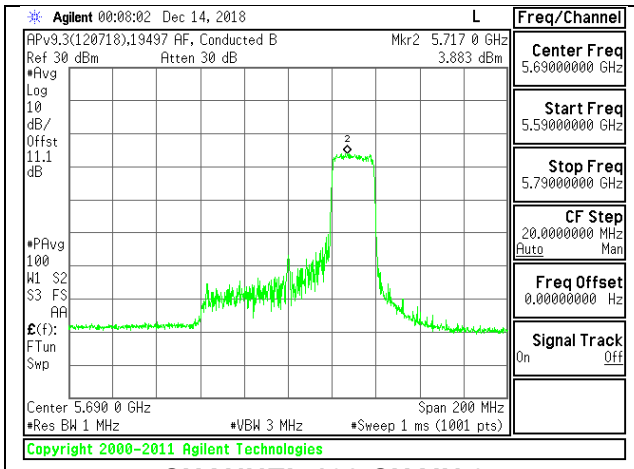

CHANNEL 138 CHAIN 0

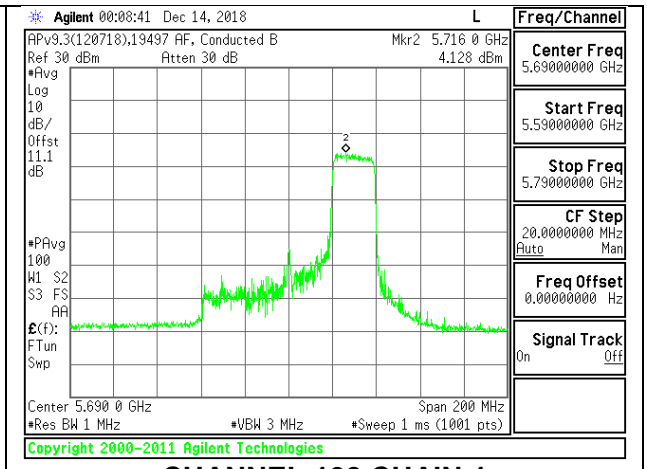

CHANNEL 138 CHAIN 1

UL VERIFICATION SERVICES INC.
47173 Benicia Street, Fremont, CA 94538; USA TEL:(510) 771-1000 FAX:(510) 661-0888
This report shall not be reproduced except in full, without the written approval of UL Verification Services Inc.

2TX Antenna 1 + Antenna 2 OFDMA MODE – 106-Tones, RU Index 53

Bandwidth, Antenna Gain, and Limits

Channel	Frequency (MHz)	Min 26 dB BW (MHz)	Directional Gain for Power (dBi)	Directional Gain for PSD (dBi)	Power Limit (dBm)	PSD Limit (dBm/ 1MHz)
Low	5530	24.00	-3.05	-0.09	24.00	11.00
High	5610	22.40	-3.05	-0.09	24.00	11.00
138	5690	27.00	-3.05	-0.09	24.00	11.00

Duty Cycle CF (dB)	0.43	Included in Calculations of Corr'd PSD

Output Power Results

Channel	Frequency (MHz)	Chain 0 Meas Power (dBm)	Chain 1 Meas Power (dBm)	Total Corr'd Power (dBm)	Power Limit (dBm)	Power Margin (dB)
Low	5530	15.74	15.67	18.72	24.00	-5.28
High	5610	15.98	15.57	18.79	24.00	-5.21
138	5690	15.90	15.21	18.58	24.00	-5.42

PSD Results

Channel	Frequency (MHz)	Chain 0 Meas PSD (dBm/ 1MHz)	Chain 1 Meas PSD (dBm/ 1MHz)	Total Corr'd PSD (dBm/ 1MHz)	PSD Limit (dBm/ 1MHz)	PSD Margin (dB)
Low	5530	7.488	7.361	10.87	11.00	-0.13
High	5610	7.087	7.541	10.76	11.00	-0.24
138	5690	7.433	7.203	10.76	11.00	-0.24

UL VERIFICATION SERVICES INC.
47173 Benicia Street, Fremont, CA 94538; USA TEL:(510) 771-1000 FAX:(510) 661-0888
This report shall not be reproduced except in full, without the written approval of UL Verification Services Inc.