LOW CHANNEL

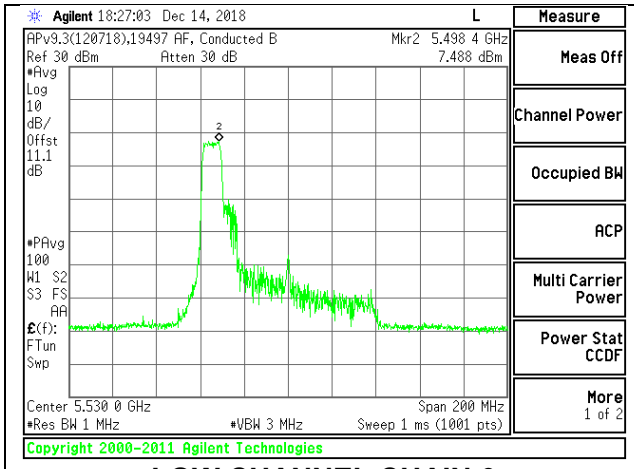

LOW CHANNEL CHAIN 0

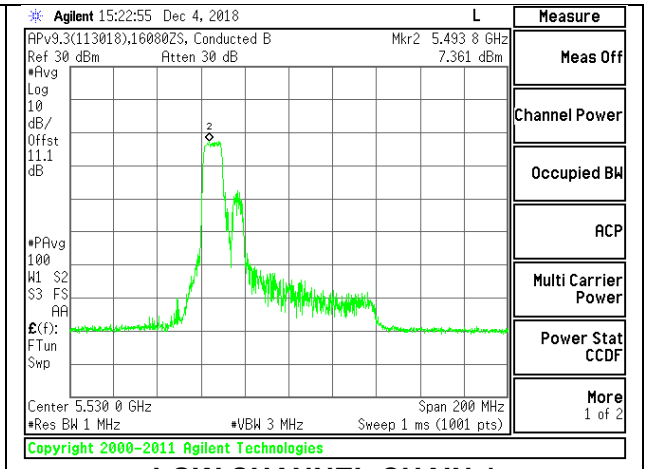

LOW CHANNEL CHAIN 1

HIGH CHANNEL

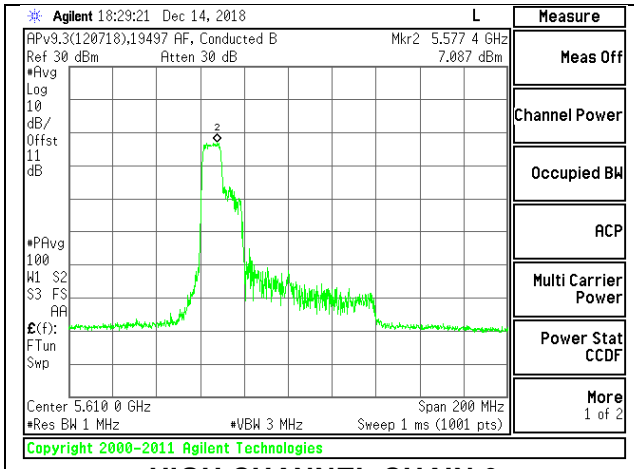

HIGH CHANNEL CHAIN 0

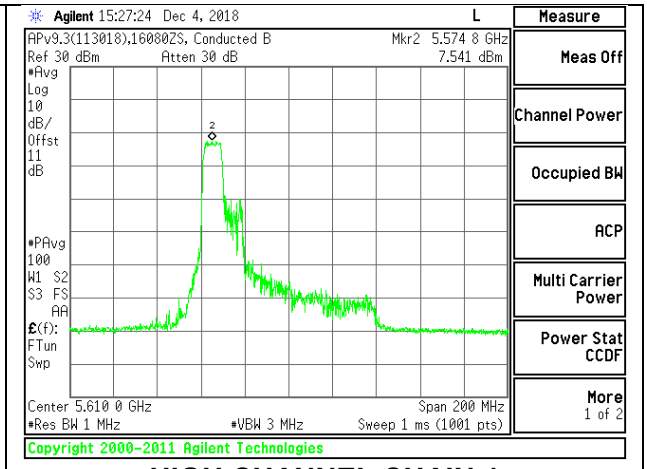

HIGH CHANNEL CHAIN 1

CHANNEL 138

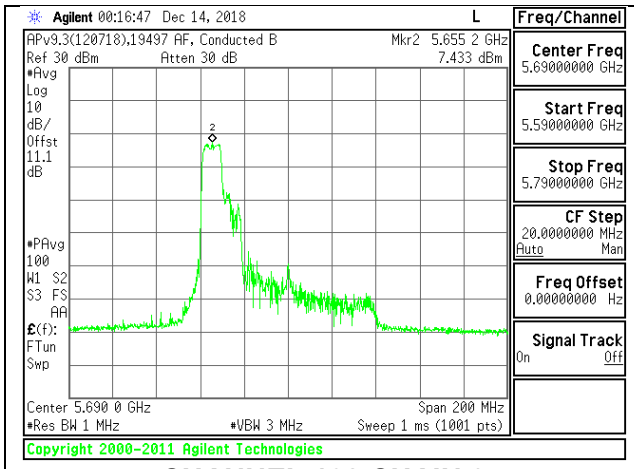

CHANNEL 138 CHAIN 0

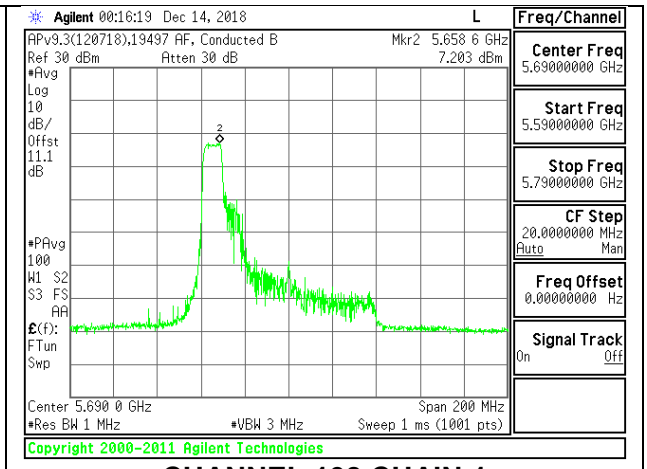

CHANNEL 138 CHAIN 1

UL VERIFICATION SERVICES INC.
47173 Benicia Street, Fremont, CA 94538; USA TEL:(510) 771-1000 FAX:(510) 661-0888
This report shall not be reproduced except in full, without the written approval of UL Verification Services Inc.

2TX Antenna 1 + Antenna 2 OFDMA MODE – 106-Tones, RU Index 56

Bandwidth, Antenna Gain, and Limits

Channel	Frequency (MHz)	Min 26 dB BW (MHz)	Directional Gain for Power (dBi)	Directional Gain for PSD (dBi)	Power Limit (dBm)	PSD Limit (dBm/ 1MHz)
Low	5530	32.40	-3.05	-0.09	24.00	11.00
High	5610	33.60	-3.05	-0.09	24.00	11.00
138	5690	33.20	-3.05	-0.09	24.00	11.00

Duty Cycle CF (dB)	0.43	**Included in Calculations of Corr'd PSD**

Output Power Results

Channel	Frequency (MHz)	Chain 0 Meas Power (dBm)	Chain 1 Meas Power (dBm)	Total Corr'd Power (dBm)	Power Limit (dBm)	Power Margin (dB)
Low	5530	15.80	15.82	18.82	24.00	-5.18
High	5610	15.63	15.52	18.59	24.00	-5.41
138	5690	15.28	15.23	18.27	24.00	-5.73

PSD Results

Channel	Frequency (MHz)	Chain 0 Meas PSD (dBm/ 1MHz)	Chain 1 Meas PSD (dBm/ 1MHz)	Total Corr'd PSD (dBm/ 1MHz)	PSD Limit (dBm/ 1MHz)	PSD Margin (dB)
Low	5530	7.019	7.601	10.76	11.00	-0.24
High	5610	6.902	7.103	10.44	11.00	-0.56
138	5690	7.488	7.053	10.72	11.00	-0.28

UL VERIFICATION SERVICES INC.
47173 Benicia Street, Fremont, CA 94538; USA TEL:(510) 771-1000 FAX:(510) 661-0888
This report shall not be reproduced except in full, without the written approval of UL Verification Services Inc.

LOW CHANNEL

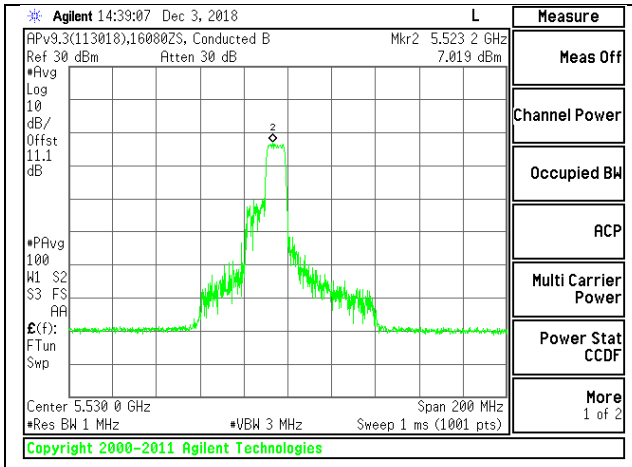

LOW CHANNEL CHAIN 0

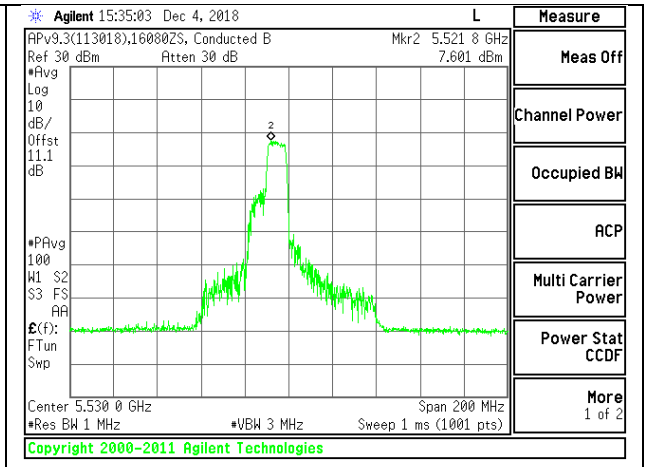

LOW CHANNEL CHAIN 1

HIGH CHANNEL

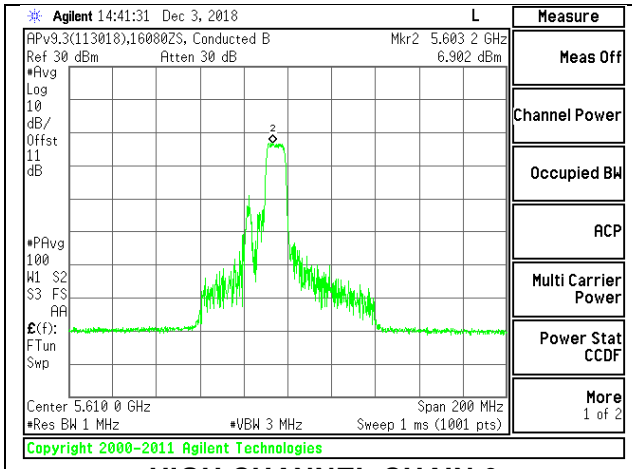

HIGH CHANNEL CHAIN 0

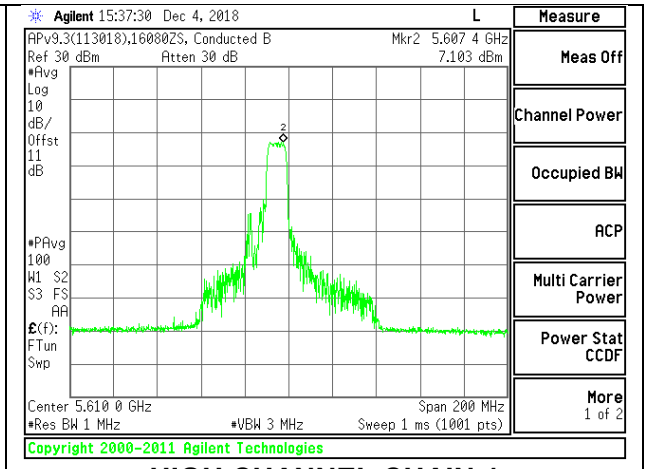

HIGH CHANNEL CHAIN 1

CHANNEL 138

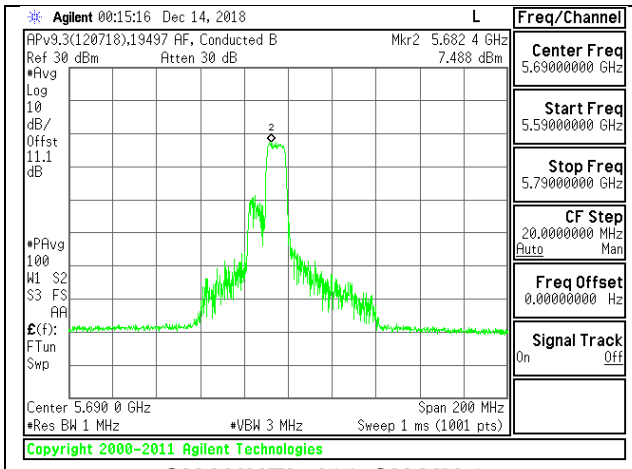

CHANNEL 138 CHAIN 0

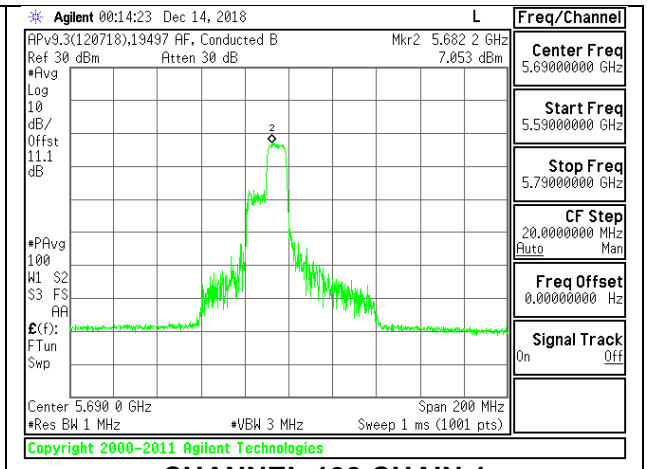

CHANNEL 138 CHAIN 1

UL VERIFICATION SERVICES INC.
47173 Benicia Street, Fremont, CA 94538; USA TEL:(510) 771-1000 FAX:(510) 661-0888
This report shall not be reproduced except in full, without the written approval of UL Verification Services Inc.

2TX Antenna 1 + Antenna 2 OFDMA MODE – 106-Tones, RU Index 60

Bandwidth, Antenna Gain, and Limits

Channel	Frequency (MHz)	Min 26 dB BW (MHz)	Directional Gain for Power (dBi)	Directional Gain for PSD (dBi)	Power Limit (dBm)	PSD Limit (dBm/ 1MHz)
Low	5530	27.60	-3.05	-0.09	24.00	11.00
High	5610	28.40	-3.05	-0.09	24.00	11.00
138	5690	24.20	-3.05	-0.09	24.00	11.00

Duty Cycle CF (dB)	0.43	Included in Calculations of Corr'd PSD

Output Power Results

Channel	Frequency (MHz)	Chain 0 Meas Power (dBm)	Chain 1 Meas Power (dBm)	Total Corr'd Power (dBm)	Power Limit (dBm)	Power Margin (dB)
Low	5530	15.64	15.54	18.60	24.00	-5.40
High	5610	15.37	15.24	18.32	24.00	-5.68
138	5690	15.98	15.01	18.53	24.00	-5.47

PSD Results

Channel	Frequency (MHz)	Chain 0 Meas PSD (dBm/ 1MHz)	Chain 1 Meas PSD (dBm/ 1MHz)	Total Corr'd PSD (dBm/ 1MHz)	PSD Limit (dBm/ 1MHz)	PSD Margin (dB)
Low	5530	6.675	7.040	10.30	11.00	-0.70
High	5610	6.598	6.548	10.01	11.00	-0.99
138	5690	7.570	6.753	10.62	11.00	-0.38

UL VERIFICATION SERVICES INC.
47173 Benicia Street, Fremont, CA 94538; USA TEL:(510) 771-1000 FAX:(510) 661-0888
This report shall not be reproduced except in full, without the written approval of UL Verification Services Inc.

LOW CHANNEL

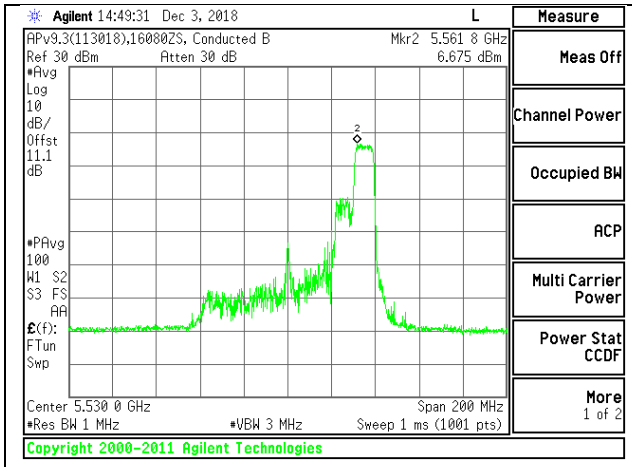

LOW CHANNEL CHAIN 0

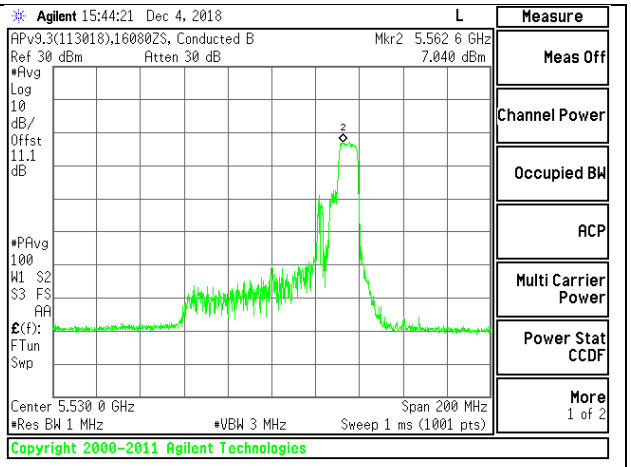

LOW CHANNEL CHAIN 1

HIGH CHANNEL

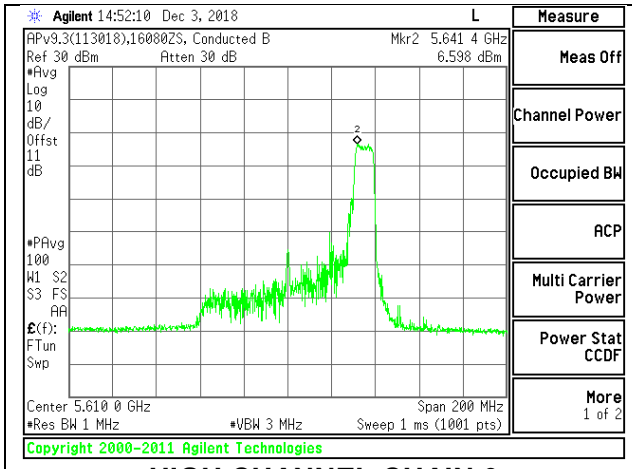

HIGH CHANNEL CHAIN 0

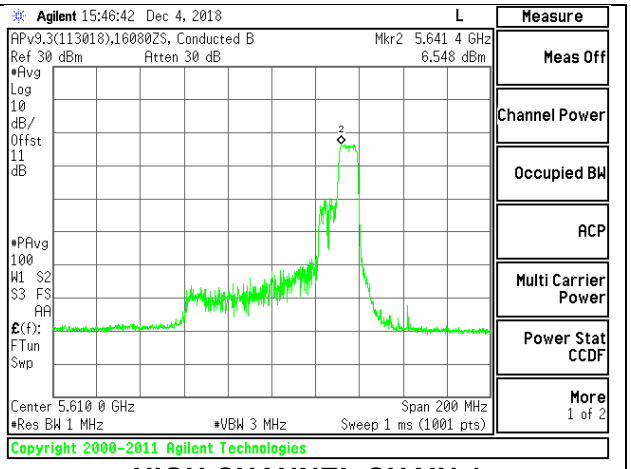

HIGH CHANNEL CHAIN 1

CHANNEL 138

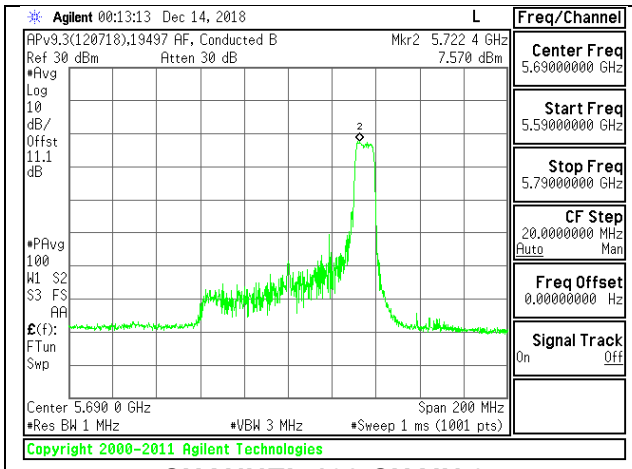

CHANNEL 138 CHAIN 0

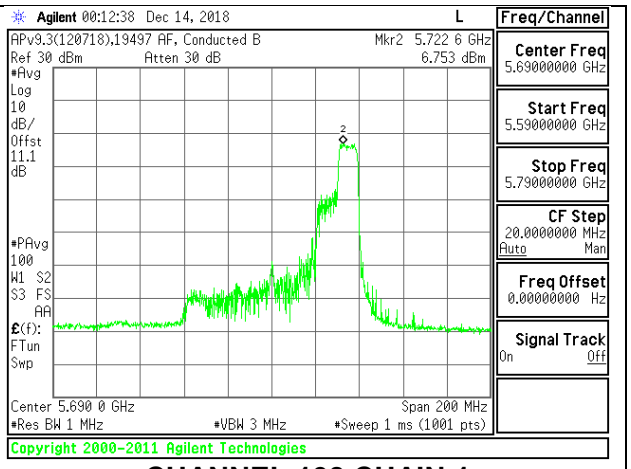

CHANNEL 138 CHAIN 1

UL VERIFICATION SERVICES INC.
47173 Benicia Street, Fremont, CA 94538; USA TEL:(510) 771-1000 FAX:(510) 661-0888
This report shall not be reproduced except in full, without the written approval of UL Verification Services Inc.

2TX Antenna 1 + Antenna 2 OFDMA MODE – 52-Tones, RU Index 37

Bandwidth, Antenna Gain, and Limits

Channel	Frequency (MHz)	Min 26 dB BW (MHz)	Directional Gain for Power (dBi)	Directional Gain for PSD (dBi)	Power Limit (dBm)	PSD Limit (dBm/ 1MHz)
Low	5530	21.80	-3.05	-0.09	24.00	11.00
High	5610	21.40	-3.05	-0.09	24.00	11.00
138	5690	22.20	-3.05	-0.09	24.00	11.00

Duty Cycle CF (dB)	0.24	Included in Calculations of Corr'd PSD

Output Power Results

Channel	Frequency (MHz)	Chain 0 Meas Power (dBm)	Chain 1 Meas Power (dBm)	Total Corr'd Power (dBm)	Power Limit (dBm)	Power Margin (dB)
Low	5530	13.12	13.08	16.11	24.00	-7.89
High	5610	13.02	12.90	15.97	24.00	-8.03
138	5690	12.98	12.69	15.85	24.00	-8.15

PSD Results

Channel	Frequency (MHz)	Chain 0 Meas PSD (dBm/ 1MHz)	Chain 1 Meas PSD (dBm/ 1MHz)	Total Corr'd PSD (dBm/ 1MHz)	PSD Limit (dBm/ 1MHz)	PSD Margin (dB)
Low	5530	7.183	7.792	10.75	11.00	-0.25
High	5610	7.075	7.807	10.71	11.00	-0.29
138	5690	7.586	7.611	10.85	11.00	-0.15

UL VERIFICATION SERVICES INC.
47173 Benicia Street, Fremont, CA 94538; USA TEL:(510) 771-1000 FAX:(510) 661-0888
This report shall not be reproduced except in full, without the written approval of UL Verification Services Inc.

LOW CHANNEL

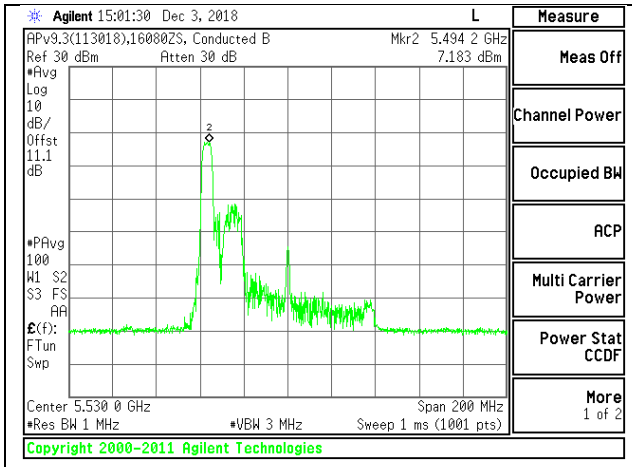

LOW CHANNEL CHAIN 0

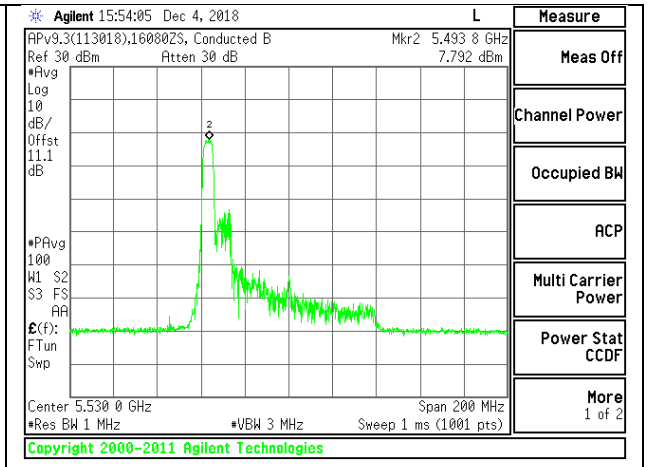

LOW CHANNEL CHAIN 1

HIGH CHANNEL

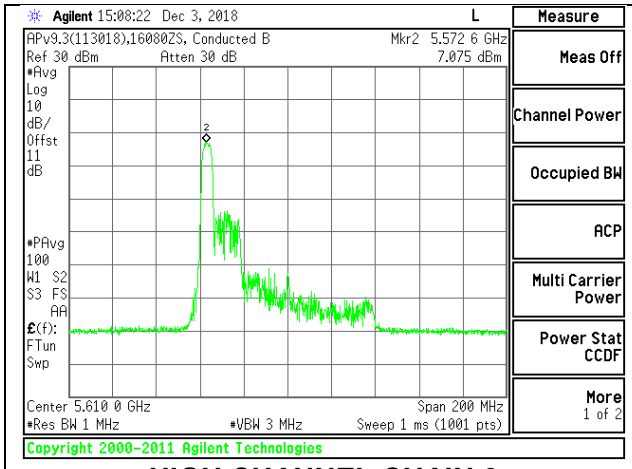

HIGH CHANNEL CHAIN 0

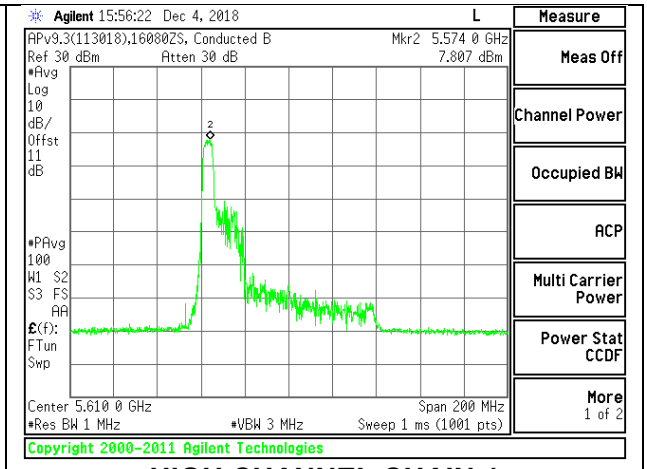

HIGH CHANNEL CHAIN 1

CHANNEL 138

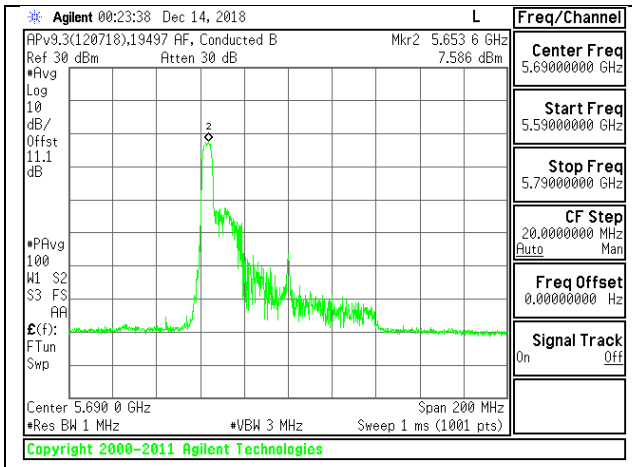

CHANNEL 138 CHAIN 0

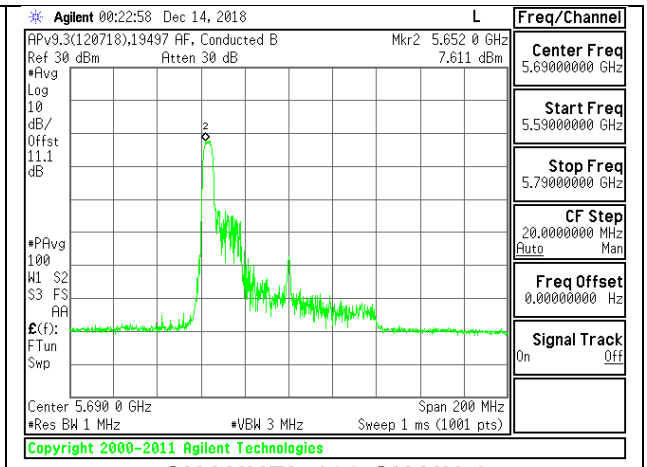

CHANNEL 138 CHAIN 1

UL VERIFICATION SERVICES INC.
47173 Benicia Street, Fremont, CA 94538; USA TEL:(510) 771-1000 FAX:(510) 661-0888
This report shall not be reproduced except in full, without the written approval of UL Verification Services Inc.

2TX Antenna 1 + Antenna 2 OFDMA MODE – 52-Tones, RU Index 44

Bandwidth, Antenna Gain, and Limits

Channel	Frequency (MHz)	Min 26 dB BW (MHz)	Directional Gain for Power (dBi)	Directional Gain for PSD (dBi)	Power Limit (dBm)	PSD Limit (dBm/ 1MHz)
Low	5530	29.20	-3.05	-0.09	24.00	11.00
High	5610	30.60	-3.05	-0.09	24.00	11.00
138	5690	29.20	-3.05	-0.09	24.00	11.00

Duty Cycle CF (dB)	0.24	Included in Calculations of Corr'd PSD

Output Power Results

Channel	Frequency (MHz)	Chain 0 Meas Power (dBm)	Chain 1 Meas Power (dBm)	Total Corr'd Power (dBm)	Power Limit (dBm)	Power Margin (dB)
Low	5530	13.15	13.32	16.25	24.00	-7.75
High	5610	12.99	13.05	16.03	24.00	-7.97
138	5690	13.22	12.96	16.10	24.00	-7.90

PSD Results

Channel	Frequency (MHz)	Chain 0 Meas PSD (dBm/ 1MHz)	Chain 1 Meas PSD (dBm/ 1MHz)	Total Corr'd PSD (dBm/ 1MHz)	PSD Limit (dBm/ 1MHz)	PSD Margin (dB)
Low	5530	7.481	7.685	10.83	11.00	-0.17
High	5610	7.303	7.481	10.64	11.00	-0.36
138	5690	7.684	7.539	10.86	11.00	-0.14

UL VERIFICATION SERVICES INC.
47173 Benicia Street, Fremont, CA 94538; USA TEL:(510) 771-1000 FAX:(510) 661-0888
This report shall not be reproduced except in full, without the written approval of UL Verification Services Inc.

LOW CHANNEL

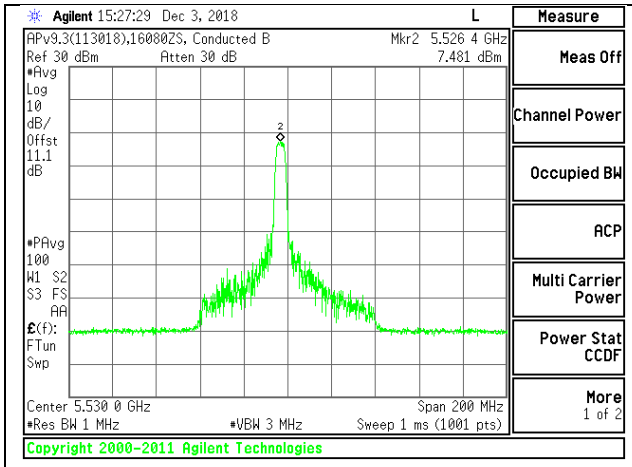

LOW CHANNEL CHAIN 0

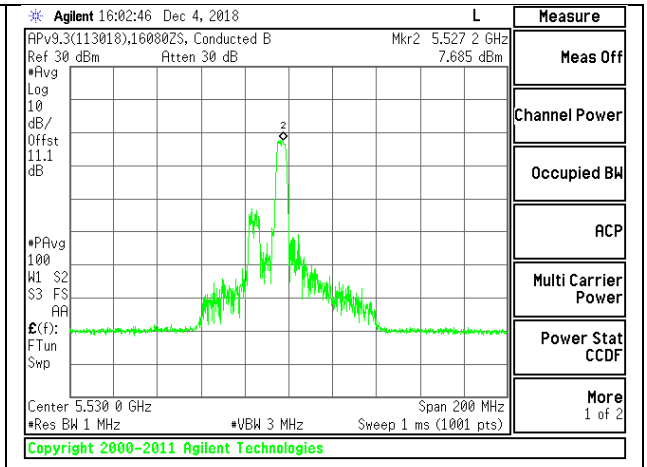

LOW CHANNEL CHAIN 1

HIGH CHANNEL

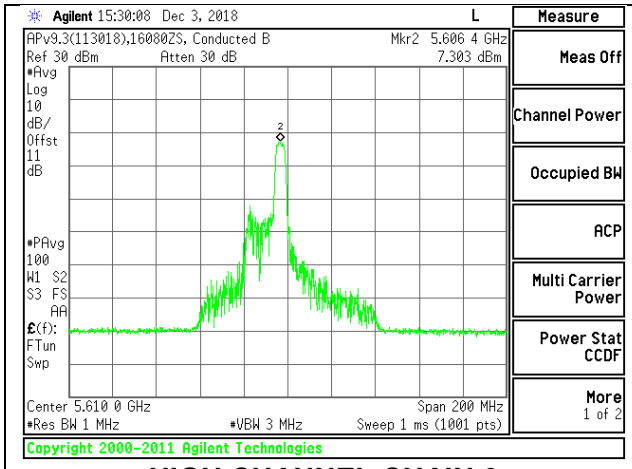

HIGH CHANNEL CHAIN 0

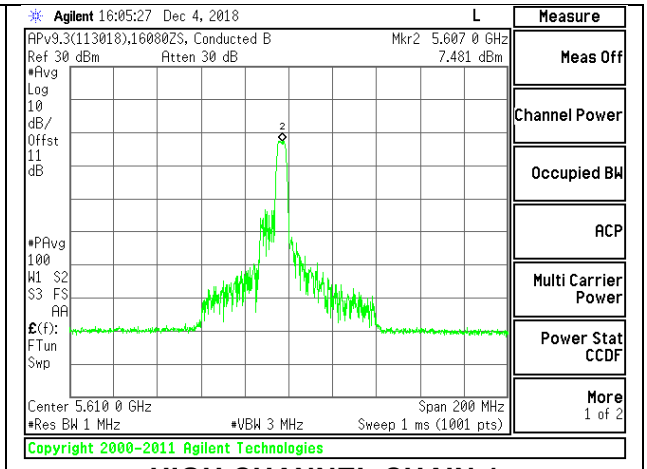

HIGH CHANNEL CHAIN 1

CHANNEL 138

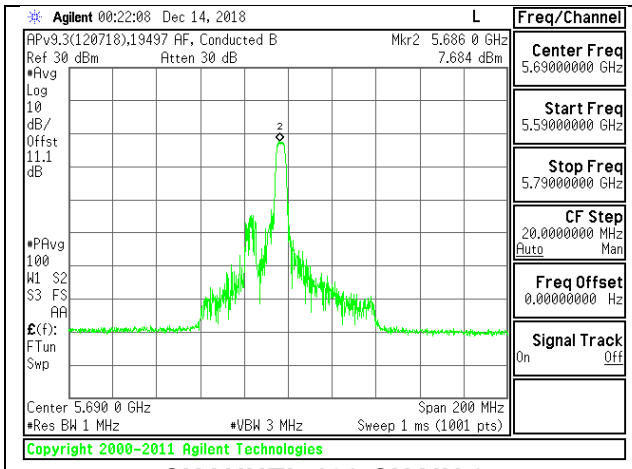

CHANNEL 138 CHAIN 0

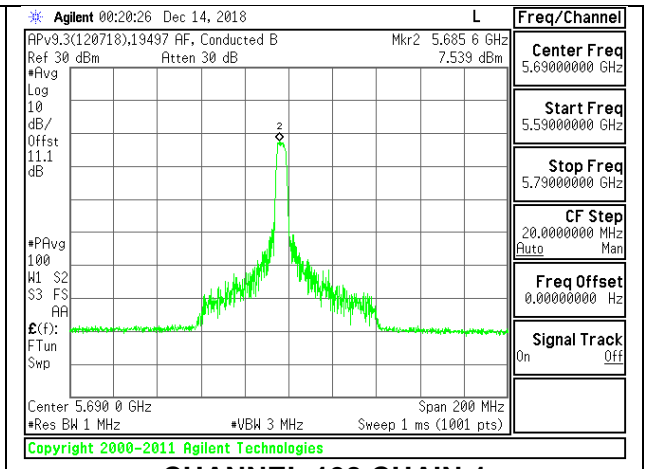

CHANNEL 138 CHAIN 1

UL VERIFICATION SERVICES INC.
47173 Benicia Street, Fremont, CA 94538; USA TEL:(510) 771-1000 FAX:(510) 661-0888
This report shall not be reproduced except in full, without the written approval of UL Verification Services Inc.

2TX Antenna 1 + Antenna 2 OFDMA MODE – 52-Tones, RU Index 52

Bandwidth, Antenna Gain, and Limits

Channel	Frequency (MHz)	Min 26 dB BW (MHz)	Directional Gain for Power (dBi)	Directional Gain for PSD (dBi)	Power Limit (dBm)	PSD Limit (dBm/ 1MHz)
Low	5530	22.40	-3.05	-0.09	24.00	11.00
High	5610	21.80	-3.05	-0.09	24.00	11.00
138	5690	22.80	-3.05	-0.09	24.00	11.00

Duty Cycle CF (dB)	0.24	Included in Calculations of Corr'd PSD

Output Power Results

Channel	Frequency (MHz)	Chain 0 Meas Power (dBm)	Chain 1 Meas Power (dBm)	Total Corr'd Power (dBm)	Power Limit (dBm)	Power Margin (dB)
Low	5530	13.10	13.01	16.07	24.00	-7.93
High	5610	13.14	12.58	15.88	24.00	-8.12
138	5690	13.38	12.33	15.90	24.00	-8.10

PSD Results

Channel	Frequency (MHz)	Chain 0 Meas PSD (dBm/ 1MHz)	Chain 1 Meas PSD (dBm/ 1MHz)	Total Corr'd PSD (dBm/ 1MHz)	PSD Limit (dBm/ 1MHz)	PSD Margin (dB)
Low	5530	7.281	7.603	10.70	11.00	-0.30
High	5610	7.048	7.599	10.58	11.00	-0.42
138	5690	7.493	7.125	10.56	11.00	-0.44

UL VERIFICATION SERVICES INC.
47173 Benicia Street, Fremont, CA 94538; USA TEL:(510) 771-1000 FAX:(510) 661-0888
This report shall not be reproduced except in full, without the written approval of UL Verification Services Inc.

LOW CHANNEL

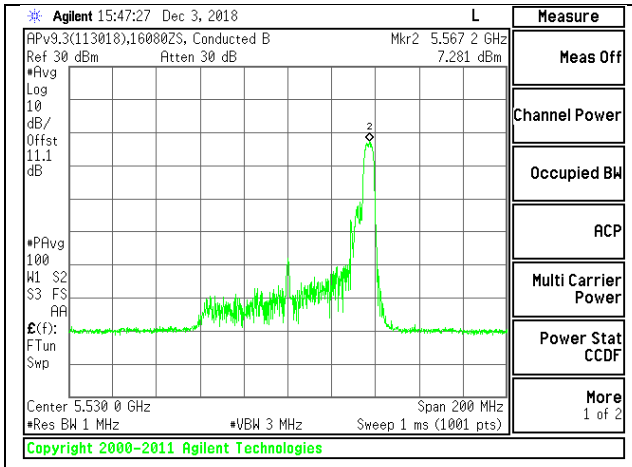

LOW CHANNEL CHAIN 0

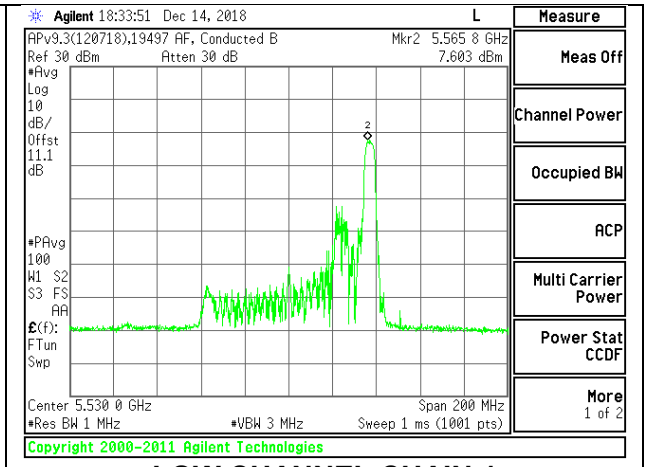

LOW CHANNEL CHAIN 1

HIGH CHANNEL

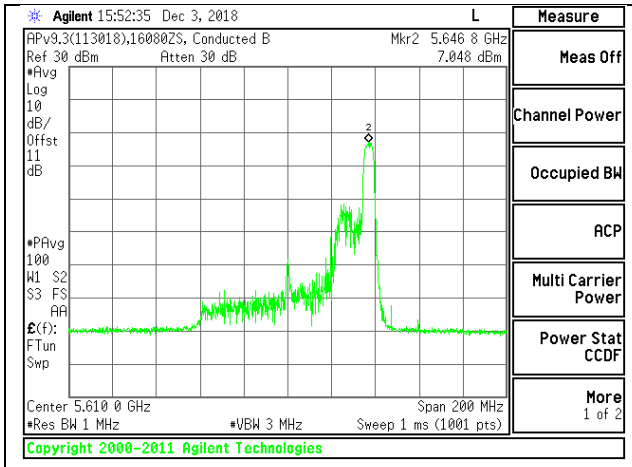

HIGH CHANNEL CHAIN 0

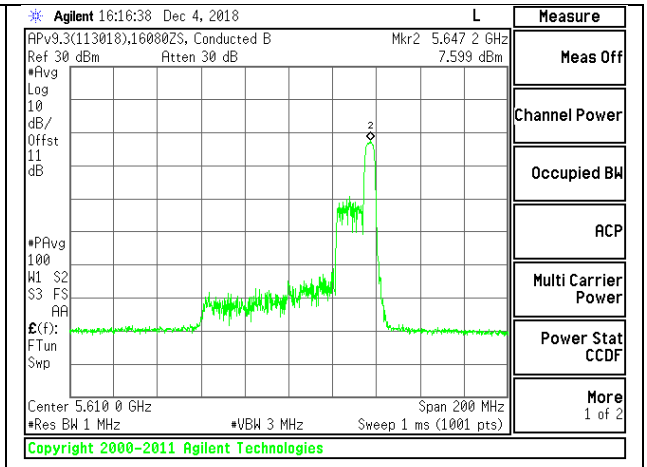

HIGH CHANNEL CHAIN 1

CHANNEL 138

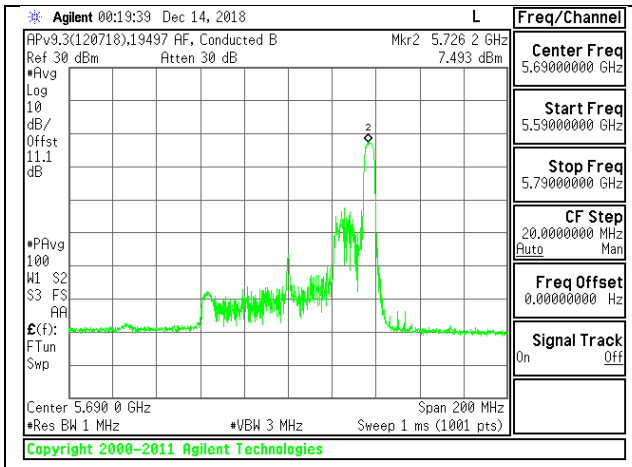

CHANNEL 138 CHAIN 0

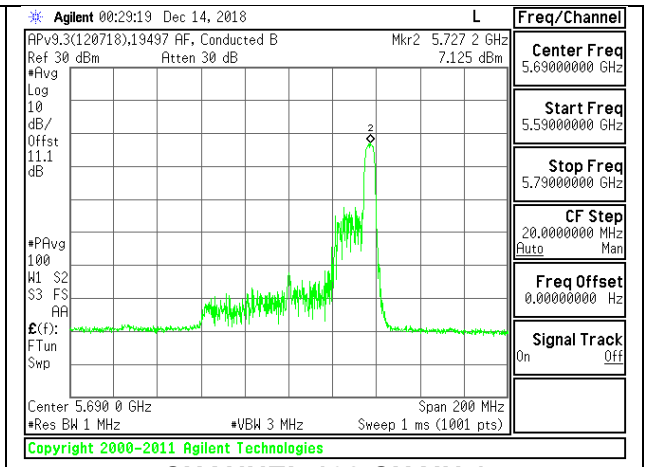

CHANNEL 138 CHAIN 1

UL VERIFICATION SERVICES INC.
47173 Benicia Street, Fremont, CA 94538; USA TEL:(510) 771-1000 FAX:(510) 661-0888
This report shall not be reproduced except in full, without the written approval of UL Verification Services Inc.

2TX Antenna 1 + Antenna 2 OFDMA MODE – 26-Tones, RU Index 0

Bandwidth, Antenna Gain, and Limits

Channel	Frequency (MHz)	Min 26 dB BW (MHz)	Directional Gain for Power (dBi)	Directional Gain for PSD (dBi)	Power Limit (dBm)	PSD Limit (dBm/ 1MHz)
Low	5530	21.00	-3.05	-0.09	24.00	11.00
High	5610	21.20	-3.05	-0.09	24.00	11.00
138	5690	23.00	-3.05	-0.09	24.00	11.00

Duty Cycle CF (dB)	0.12	Included in Calculations of Corr'd PSD

Output Power Results

Channel	Frequency (MHz)	Chain 0 Meas Power (dBm)	Chain 1 Meas Power (dBm)	Total Corr'd Power (dBm)	Power Limit (dBm)	Power Margin (dB)
Low	5530	10.35	9.77	13.08	24.00	-10.92
High	5610	10.38	9.50	12.97	24.00	-11.03
138	5690	10.25	9.29	12.81	24.00	-11.19

PSD Results

Channel	Frequency (MHz)	Chain 0 Meas PSD (dBm/ 1MHz)	Chain 1 Meas PSD (dBm/ 1MHz)	Total Corr'd PSD (dBm/ 1MHz)	PSD Limit (dBm/ 1MHz)	PSD Margin (dB)
Low	5530	7.009	7.560	10.42	11.00	-0.58
High	5610	7.200	7.833	10.66	11.00	-0.34
138	5690	7.132	7.488	10.44	11.00	-0.56

UL VERIFICATION SERVICES INC.
47173 Benicia Street, Fremont, CA 94538; USA TEL:(510) 771-1000 FAX:(510) 661-0888
This report shall not be reproduced except in full, without the written approval of UL Verification Services Inc.

LOW CHANNEL

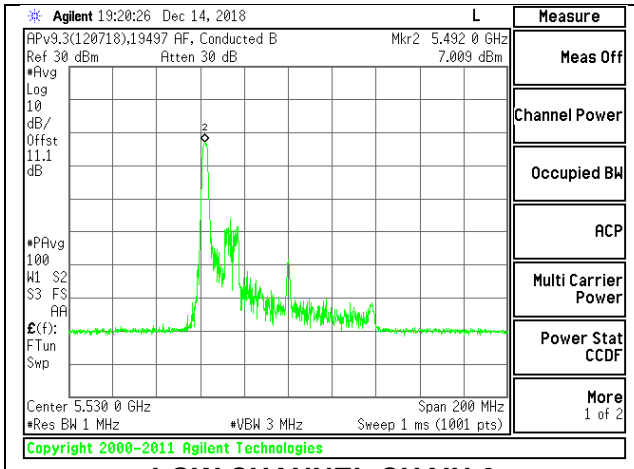

LOW CHANNEL CHAIN 0

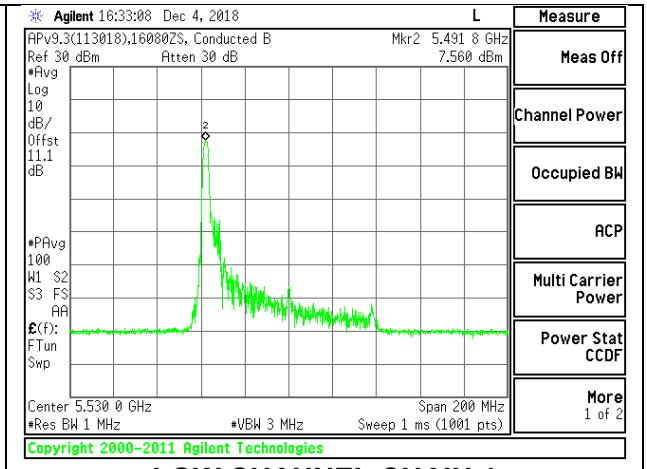

LOW CHANNEL CHAIN 1

HIGH CHANNEL

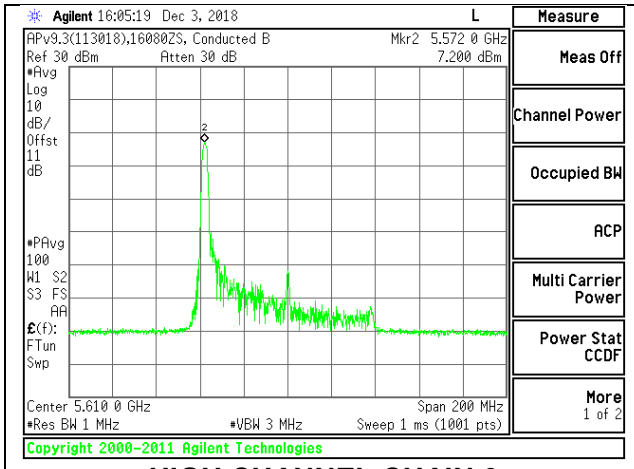

HIGH CHANNEL CHAIN 0

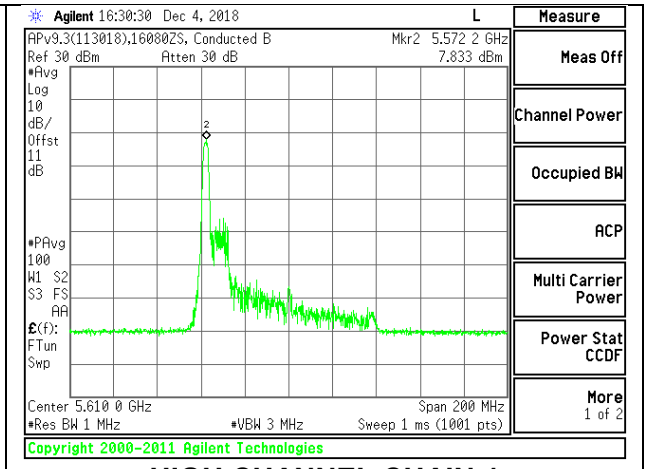

HIGH CHANNEL CHAIN 1

CHANNEL 138

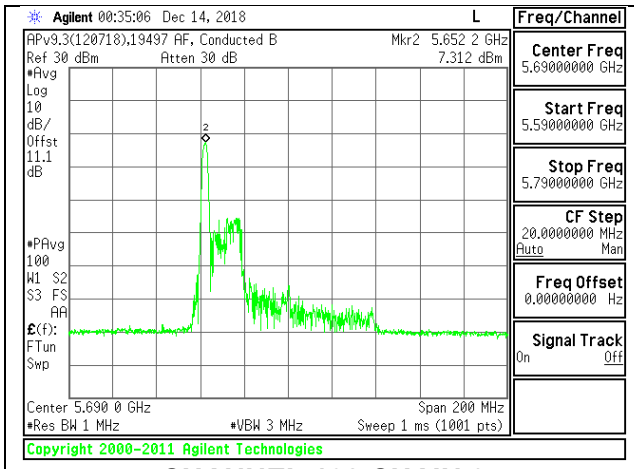

CHANNEL 138 CHAIN 0

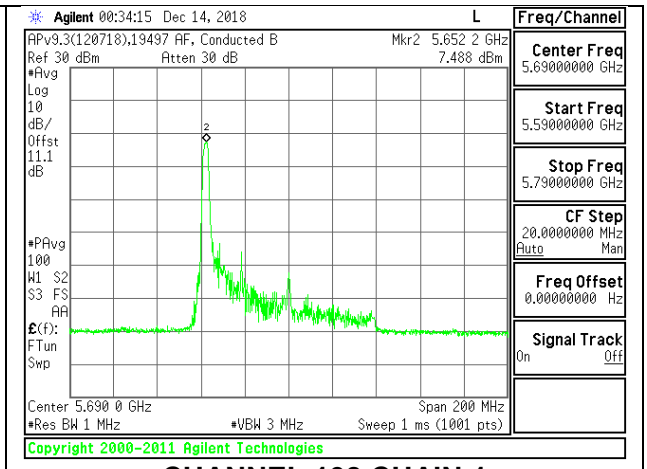

CHANNEL 138 CHAIN 1

UL VERIFICATION SERVICES INC.
47173 Benicia Street, Fremont, CA 94538; USA TEL:(510) 771-1000 FAX:(510) 661-0888
This report shall not be reproduced except in full, without the written approval of UL Verification Services Inc.

2TX Antenna 1 + Antenna 2 OFDMA MODE – 26-Tones, RU Index 18

Bandwidth, Antenna Gain, and Limits

Channel	Frequency (MHz)	Min 26 dB BW (MHz)	Directional Gain for Power (dBi)	Directional Gain for PSD (dBi)	Power Limit (dBm)	PSD Limit (dBm/ 1MHz)
Low	5530	39.00	-3.05	-0.09	24.00	11.00
High	5610	39.60	-3.05	-0.09	24.00	11.00
138	5690	41.60	-3.05	-0.09	24.00	11.00

Duty Cycle CF (dB)	0.12	Included in Calculations of Corr'd PSD

Output Power Results

Channel	Frequency (MHz)	Chain 0 Meas Power (dBm)	Chain 1 Meas Power (dBm)	Total Corr'd Power (dBm)	Power Limit (dBm)	Power Margin (dB)
Low	5530	10.26	9.81	13.05	24.00	-10.95
High	5610	10.33	9.34	12.87	24.00	-11.13
138	5690	10.37	9.17	12.82	24.00	-11.18

PSD Results

Channel	Frequency (MHz)	Chain 0 Meas PSD (dBm/ 1MHz)	Chain 1 Meas PSD (dBm/ 1MHz)	Total Corr'd PSD (dBm/ 1MHz)	PSD Limit (dBm/ 1MHz)	PSD Margin (dB)
Low	5530	6.124	6.125	9.25	11.00	-1.75
High	5610	6.693	6.255	9.61	11.00	-1.39
138	5690	6.730	6.190	9.60	11.00	-1.40

UL VERIFICATION SERVICES INC.
47173 Benicia Street, Fremont, CA 94538; USA TEL:(510) 771-1000 FAX:(510) 661-0888
This report shall not be reproduced except in full, without the written approval of UL Verification Services Inc.

LOW CHANNEL

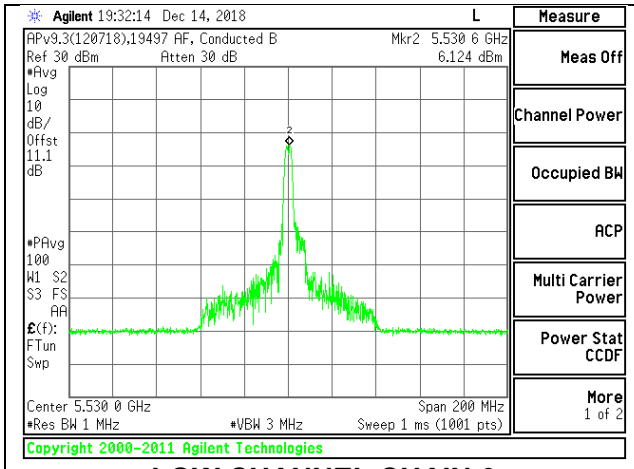

LOW CHANNEL CHAIN 0

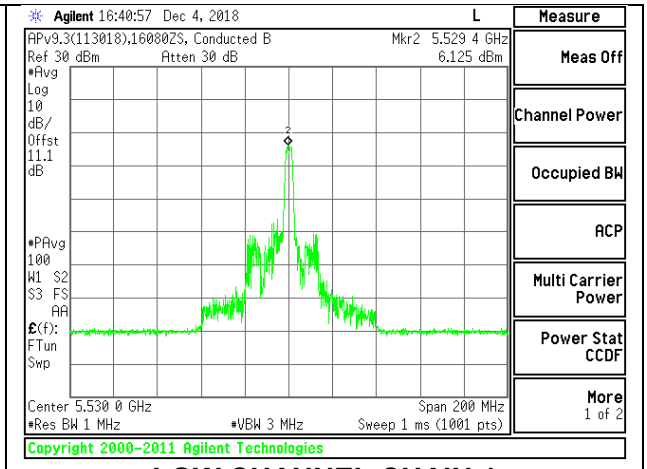

LOW CHANNEL CHAIN 1

HIGH CHANNEL

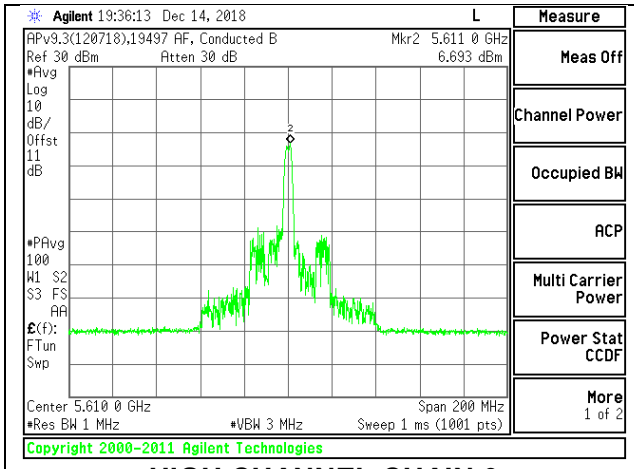

HIGH CHANNEL CHAIN 0

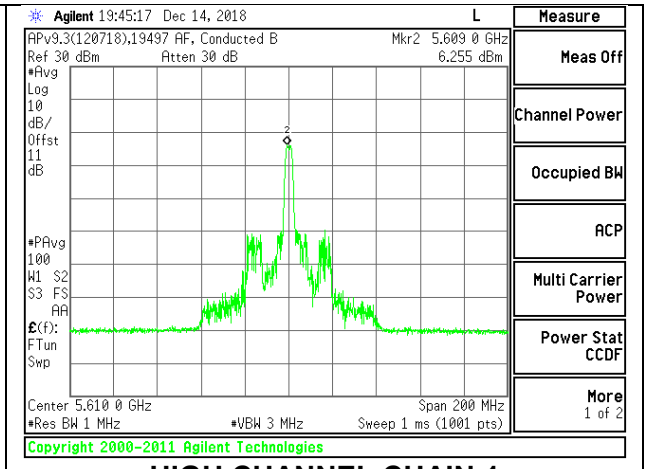

HIGH CHANNEL CHAIN 1

CHANNEL 138

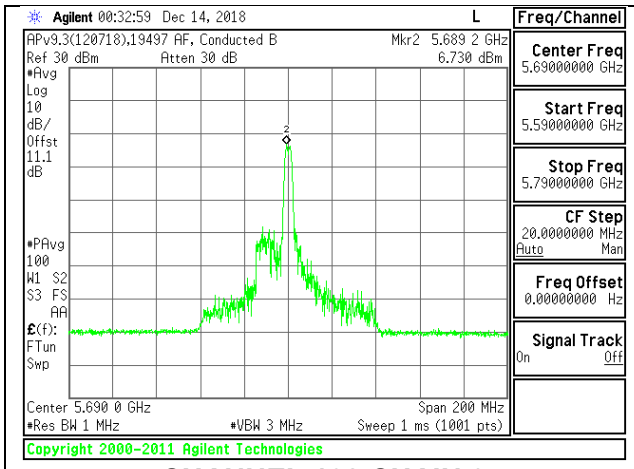

CHANNEL 138 CHAIN 0

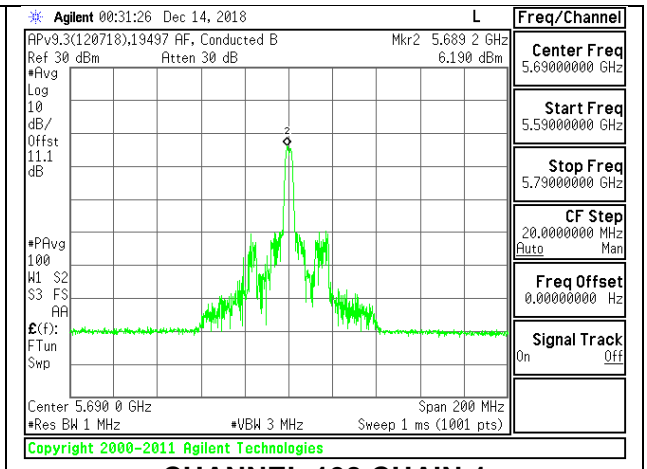

CHANNEL 138 CHAIN 1

UL VERIFICATION SERVICES INC.
47173 Benicia Street, Fremont, CA 94538; USA TEL:(510) 771-1000 FAX:(510) 661-0888
This report shall not be reproduced except in full, without the written approval of UL Verification Services Inc.

2TX Antenna 1 + Antenna 2 OFDMA MODE – 26-Tones, RU Index 36

Bandwidth, Antenna Gain, and Limits

Channel	Frequency (MHz)	Min 26 dB BW (MHz)	Directional Gain for Power (dBi)	Directional Gain for PSD (dBi)	Power Limit (dBm)	PSD Limit (dBm/ 1MHz)
Low	5530	20.80	-3.05	-0.09	24.00	11.00
High	5610	21.60	-3.05	-0.09	24.00	11.00
138	5690	22.20	-3.05	-0.09	24.00	11.00

Duty Cycle CF (dB)	0.12	Included in Calculations of Corr'd PSD

Output Power Results

Channel	Frequency (MHz)	Chain 0 Meas Power (dBm)	Chain 1 Meas Power (dBm)	Total Corr'd Power (dBm)	Power Limit (dBm)	Power Margin (dB)
Low	5530	9.57	9.32	12.46	24.00	-11.54
High	5610	9.37	8.89	12.15	24.00	-11.85
138	5690	9.46	8.86	12.18	24.00	-11.82

PSD Results

Channel	Frequency (MHz)	Chain 0 Meas PSD (dBm/ 1MHz)	Chain 1 Meas PSD (dBm/ 1MHz)	Total Corr'd PSD (dBm/ 1MHz)	PSD Limit (dBm/ 1MHz)	PSD Margin (dB)
Low	5530	7.413	7.219	10.45	11.00	-0.55
High	5610	7.466	7.282	10.51	11.00	-0.49
138	5690	7.435	7.251	10.47	11.00	-0.53

UL VERIFICATION SERVICES INC.
47173 Benicia Street, Fremont, CA 94538; USA TEL:(510) 771-1000 FAX:(510) 661-0888
This report shall not be reproduced except in full, without the written approval of UL Verification Services Inc.

LOW CHANNEL

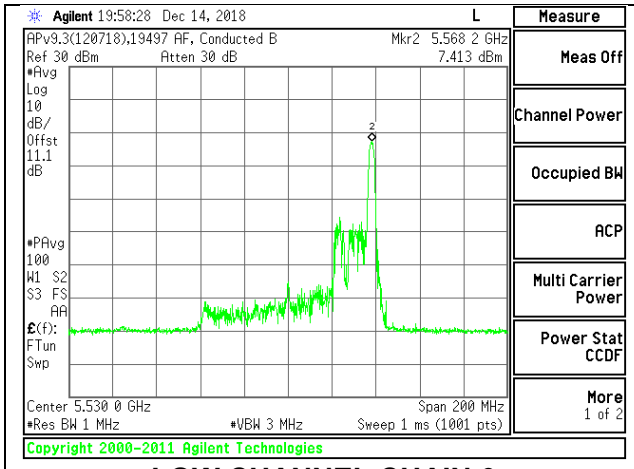

LOW CHANNEL CHAIN 0

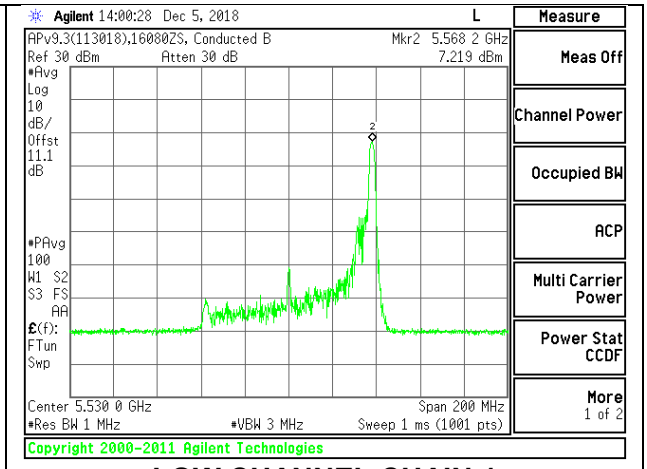

LOW CHANNEL CHAIN 1

HIGH CHANNEL

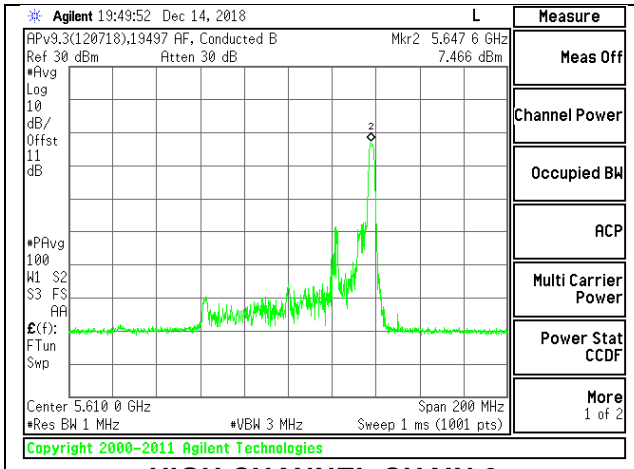

HIGH CHANNEL CHAIN 0

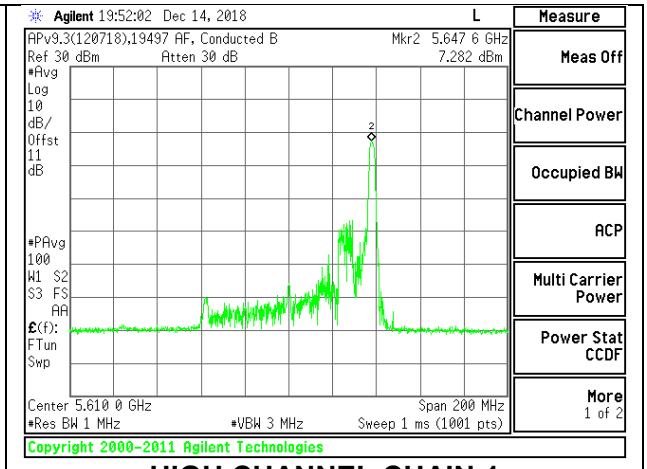

HIGH CHANNEL CHAIN 1

CHANNEL 138

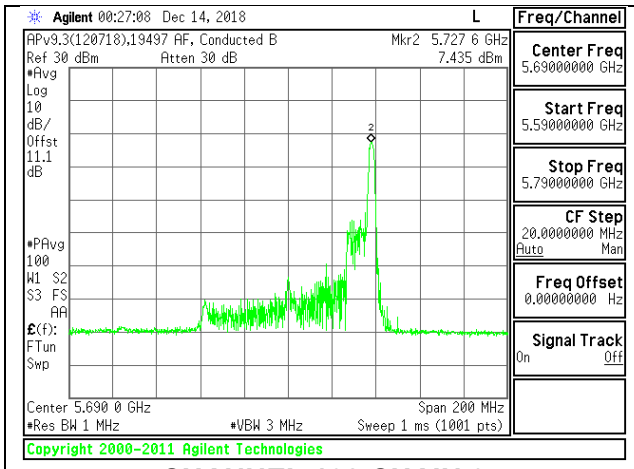

CHANNEL 138 CHAIN 0

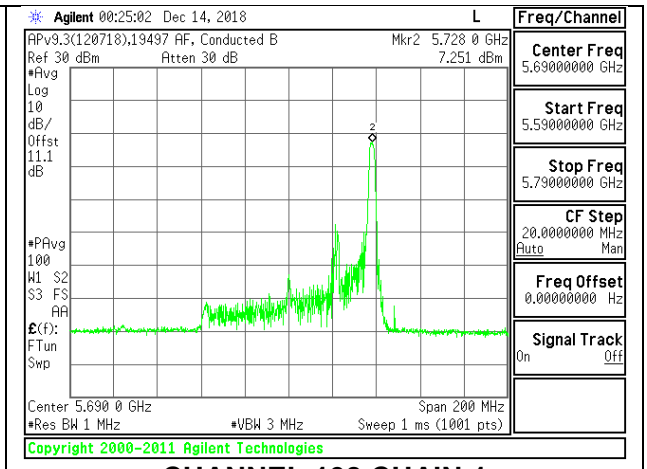

CHANNEL 138 CHAIN 1

UL VERIFICATION SERVICES INC.
47173 Benicia Street, Fremont, CA 94538; USA TEL:(510) 771-1000 FAX:(510) 661-0888
This report shall not be reproduced except in full, without the written approval of UL Verification Services Inc.

9.5.22. 802.11a MODE IN THE 5.8 GHz BAND

1TX SISO MODE

Antenna Gain and Limit

Channel	Frequency (MHz)	Chain 0 Directional Gain For Power (dBi)	Chain 1 Directional Gain For PSD (dBi)	Power Limit (dBm)
Low	5745	-5.80	-4.30	30.00
Mid	5785	-5.80	-4.30	30.00
High	5825	-5.80	-4.30	30.00

Output Power Results

Channel	Frequency (MHz)	Chain 0 Meas Power (dBm)	Chain 1 Meas Power (dBm)	Chain 0 Corr'd Power (dBm)	Chain 1 Corr'd Power (dBm)	Power Limit (dBm)	Power Margin (dB)
Low	5745	17.16	17.35	17.16	17.35	30.00	-12.65
Mid	5785	17.07	17.29	17.07	17.29	30.00	-12.71
High	5825	17.18	17.26	17.18	17.26	30.00	-12.74

UL VERIFICATION SERVICES INC.
47173 Benicia Street, Fremont, CA 94538; USA TEL:(510) 771-1000 FAX:(510) 661-0888
This report shall not be reproduced except in full, without the written approval of UL Verification Services Inc.

2TX Antenna 1 + Antenna 2 CDD MODE

Antenna Gain and Limit

Channel	Frequency (MHz)	Directional Gain For Power (dBi)	Directional Gain For PSD (dBi)	Power Limit (dBm)	PSD Limit (dBm/ 1MHz)
Low	5745	-4.99	-2.01	30.00	30.00
Mid	5785	-4.99	-2.01	30.00	30.00
High	5825	-4.99	-2.01	30.00	30.00

Duty Cycle CF (dB)	0.29	Included in Calculations of Corr'd PSD

Output Power Results

Channel	Frequency (MHz)	Chain 0 Meas Power (dBm)	Chain 1 Meas Power (dBm)	Total Corr'd Power (dBm)	Power Limit (dBm)	Power Margin (dB)
Low	5745	17.26	17.48	20.38	30.00	-9.62
Mid	5785	17.21	17.33	20.28	30.00	-9.72
High	5825	17.23	17.42	20.34	30.00	-9.66

PSD Results

Channel	Frequency (MHz)	Chain 0 Meas PSD (dBm/ 500kHz)	Chain 1 Meas PSD (dBm/ 500kHz)	Total Corr'd PSD (dBm/ 500kHz)	PSD Limit (dBm/ 500kHz)	PSD Margin (dB)
Low	5745	3.124	3.125	6.42	30.00	-23.58
Mid	5785	2.808	2.984	6.20	30.00	-23.80
High	5825	2.737	2.727	6.03	30.00	-23.97

UL VERIFICATION SERVICES INC.
47173 Benicia Street, Fremont, CA 94538; USA TEL:(510) 771-1000 FAX:(510) 661-0888
This report shall not be reproduced except in full, without the written approval of UL Verification Services Inc.

LOW CHANNEL

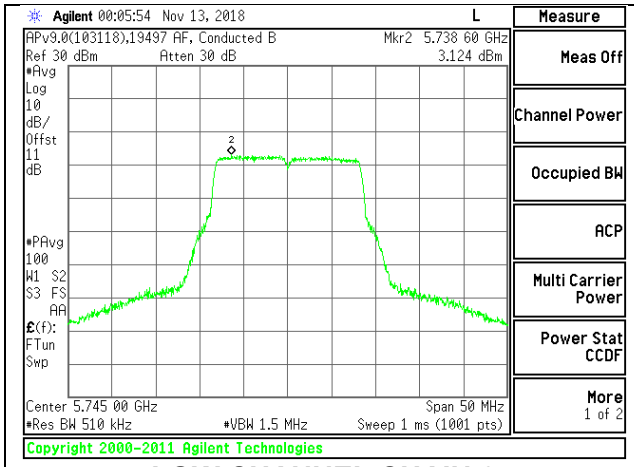

LOW CHANNEL CHAIN 0

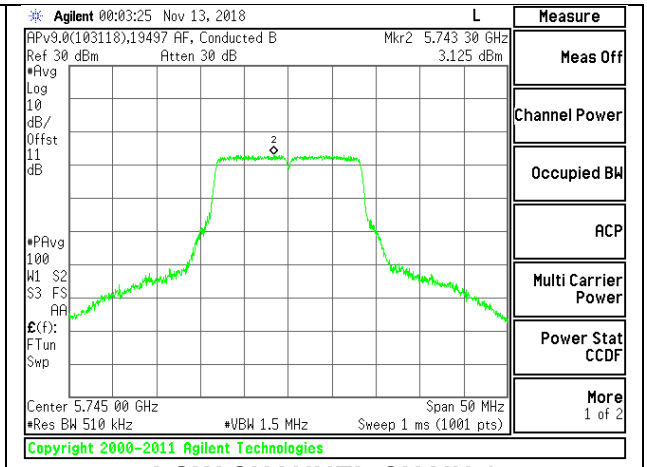

LOW CHANNEL CHAIN 1

MID CHANNEL

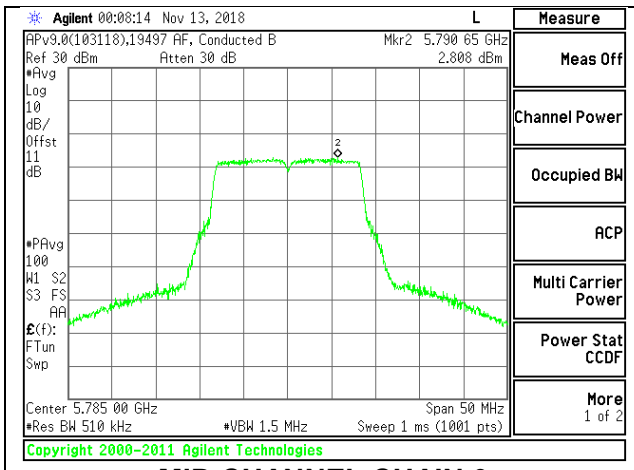

MID CHANNEL CHAIN 0

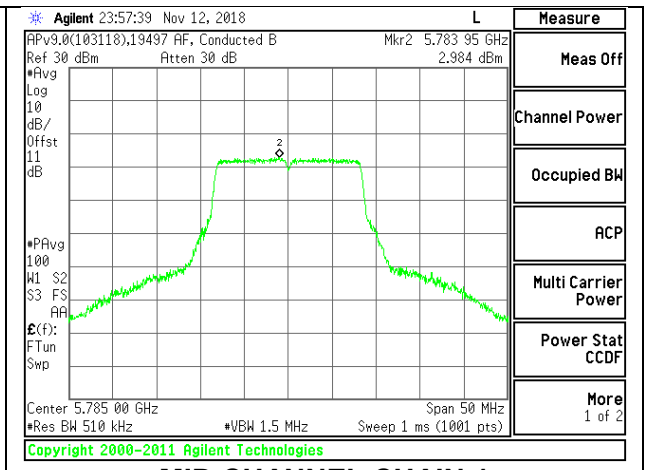

MID CHANNEL CHAIN 1

HIGH CHANNEL

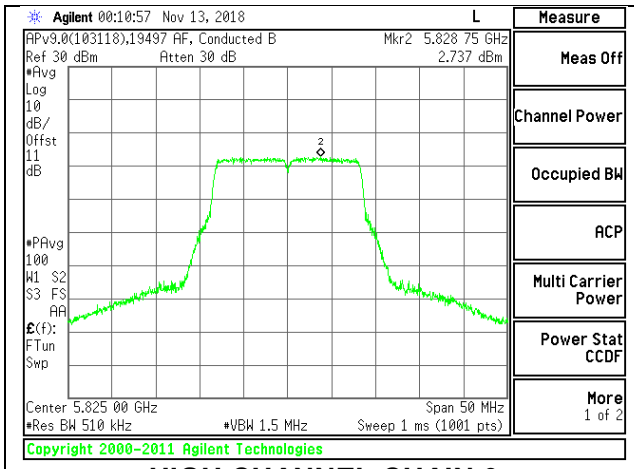

HIGH CHANNEL CHAIN 0

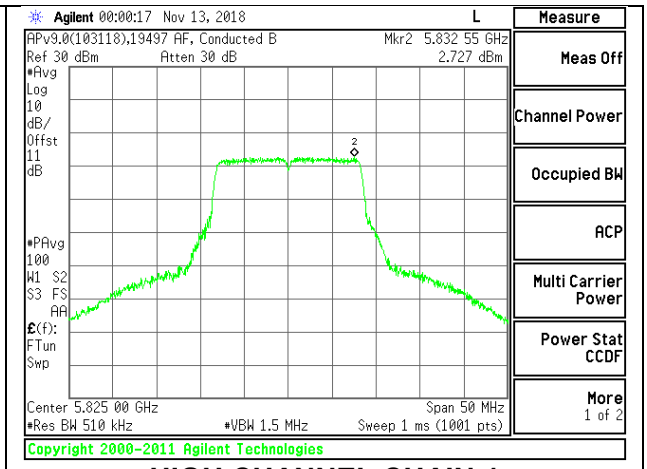

HIGH CHANNEL CHAIN 1

UL VERIFICATION SERVICES INC.
47173 Benicia Street, Fremont, CA 94538; USA TEL:(510) 771-1000 FAX:(510) 661-0888
This report shall not be reproduced except in full, without the written approval of UL Verification Services Inc.

9.5.23. 802.11n HT20 MODE IN THE 5.8 GHz BAND

1TX SISO MODE

Antenna Gain and Limit

Channel	Frequency (MHz)	Chain 0 Directional Gain For Power (dBi)	Chain 1 Directional Gain For PSD (dBi)	Power Limit (dBm)
Low	5745	-5.80	-4.30	30.00
Mid	5785	-5.80	-4.30	30.00
High	5825	-5.80	-4.30	30.00

Output Power Results

Channel	Frequency (MHz)	Chain 0 Meas Power (dBm)	Chain 1 Meas Power (dBm)	Chain 0 Corr'd Power (dBm)	Chain 1 Corr'd Power (dBm)	Power Limit (dBm)	Power Margin (dB)
Low	5745	16.94	16.98	16.94	16.98	30.00	-13.02
Mid	5785	16.97	17.05	16.97	17.05	30.00	-12.95
High	5825	17.03	17.06	17.03	17.06	30.00	-12.94

UL VERIFICATION SERVICES INC.
47173 Benicia Street, Fremont, CA 94538; USA TEL:(510) 771-1000 FAX:(510) 661-0888
This report shall not be reproduced except in full, without the written approval of UL Verification Services Inc.

2TX Antenna 1 + Antenna 2 CDD MODE

Antenna Gain and Limit

Channel	Frequency (MHz)	Directional Gain For Power (dBi)	Directional Gain For PSD (dBi)	Power Limit (dBm)	PSD Limit (dBm/ 1MHz)
Low	5745	-4.99	-2.01	30.00	30.00
Mid	5785	-4.99	-2.01	30.00	30.00
High	5825	-4.99	-2.01	30.00	30.00

Duty Cycle CF (dB)	0.30	Included in Calculations of Corr'd PSD

Output Power Results

Channel	Frequency (MHz)	Chain 0 Meas Power (dBm)	Chain 1 Meas Power (dBm)	Total Corr'd Power (dBm)	Power Limit (dBm)	Power Margin (dB)
Low	5745	17.03	17.12	20.09	30.00	-9.91
Mid	5785	17.04	17.15	20.11	30.00	-9.89
High	5825	17.08	17.13	20.12	30.00	-9.88

PSD Results

Channel	Frequency (MHz)	Chain 0 Meas PSD (dBm/ 500kHz)	Chain 1 Meas PSD (dBm/ 500kHz)	Total Corr'd PSD (dBm/ 500kHz)	PSD Limit (dBm/ 500kHz)	PSD Margin (dB)
Low	5745	2.392	2.672	5.84	30.00	-24.16
Mid	5785	2.338	2.403	5.68	30.00	-24.32
High	5825	2.489	2.182	5.65	30.00	-24.35

UL VERIFICATION SERVICES INC.
47173 Benicia Street, Fremont, CA 94538; USA TEL:(510) 771-1000 FAX:(510) 661-0888
This report shall not be reproduced except in full, without the written approval of UL Verification Services Inc.

LOW CHANNEL

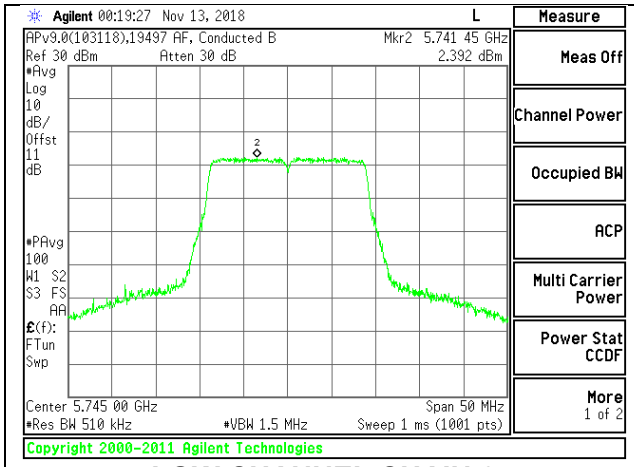

LOW CHANNEL CHAIN 0

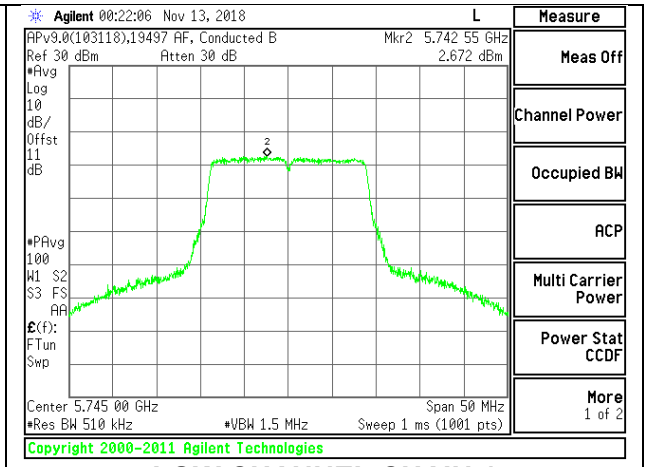

LOW CHANNEL CHAIN 1

MID CHANNEL

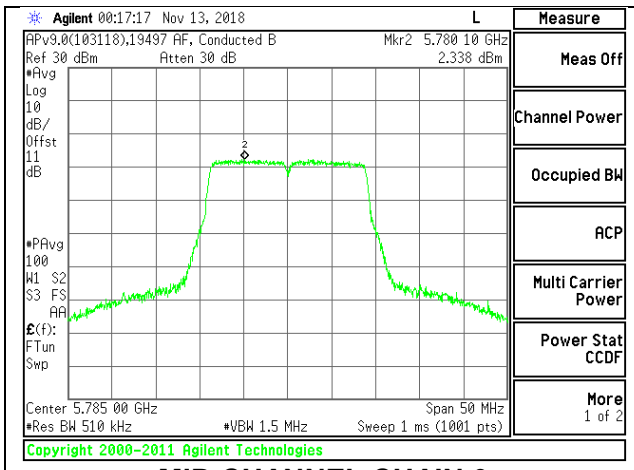

MID CHANNEL CHAIN 0

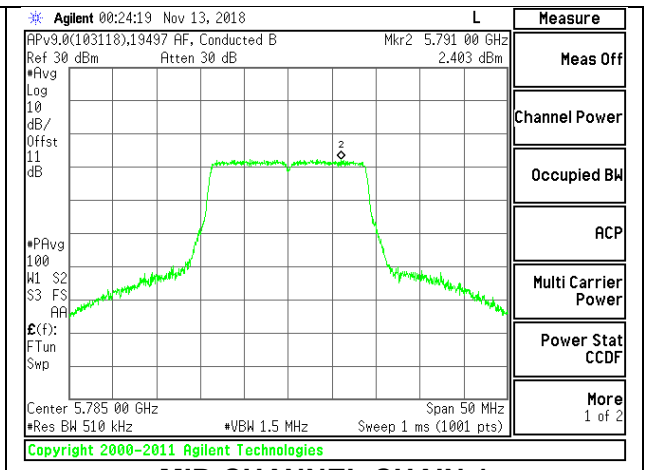

MID CHANNEL CHAIN 1

HIGH CHANNEL

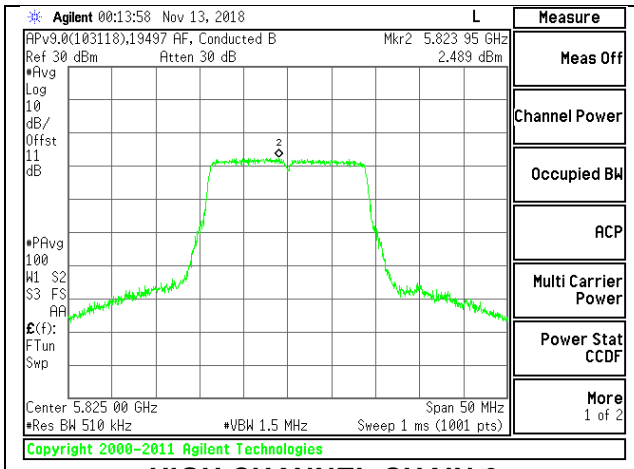

HIGH CHANNEL CHAIN 0

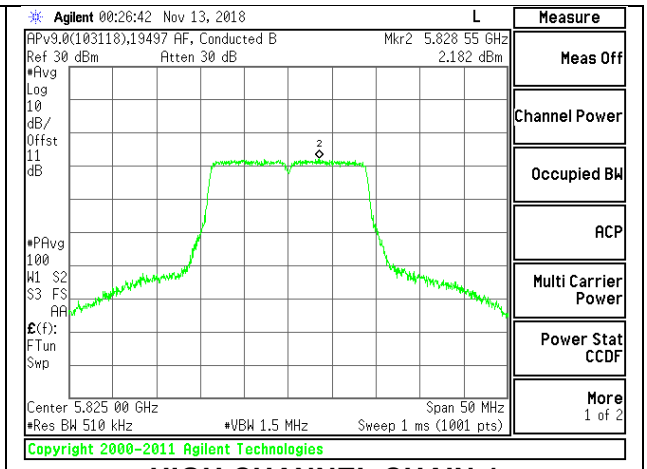

HIGH CHANNEL CHAIN 1

UL VERIFICATION SERVICES INC.
47173 Benicia Street, Fremont, CA 94538; USA TEL:(510) 771-1000 FAX:(510) 661-0888
This report shall not be reproduced except in full, without the written approval of UL Verification Services Inc.

9.5.24. 802.11n HT40 MODE IN THE 5.8 GHz BAND

1TX SISO MODE

Antenna Gain and Limit

Channel	Frequency (MHz)	Chain 0 Directional Gain For Power (dBi)	Chain 1 Directional Gain For PSD (dBi)	Power Limit (dBm)
Low	5755	-5.80	-4.30	30.00
High	5795	-5.80	-4.30	30.00

Output Power Results

Channel	Frequency (MHz)	Chain 0 Meas Power (dBm)	Chain 1 Meas Power (dBm)	Chain 0 Corr'd Power (dBm)	Chain 1 Corr'd Power (dBm)	Power Limit (dBm)	Power Margin (dB)
Low	5755	15.86	16.14	15.86	16.14	30.00	-13.86
High	5795	16.21	16.31	16.21	16.31	30.00	-13.69

UL VERIFICATION SERVICES INC.
47173 Benicia Street, Fremont, CA 94538; USA TEL:(510) 771-1000 FAX:(510) 661-0888
This report shall not be reproduced except in full, without the written approval of UL Verification Services Inc.

2TX Antenna 1 + Antenna 2 CDD MODE

Antenna Gain and Limit

Channel	Frequency (MHz)	Directional Gain For Power (dBi)	Directional Gain For PSD (dBi)	Power Limit (dBm)	PSD Limit (dBm/ 1MHz)
Low	5755	-4.99	-2.01	30.00	30.00
High	5795	-4.99	-2.01	30.00	30.00

Duty Cycle CF (dB)	0.61	Included in Calculations of Corr'd PSD

Output Power Results

Channel	Frequency (MHz)	Chain 0 Meas Power (dBm)	Chain 1 Meas Power (dBm)	Total Corr'd Power (dBm)	Power Limit (dBm)	Power Margin (dB)
Low	5755	16.11	16.34	19.24	30.00	-10.76
High	5795	16.32	16.45	19.40	30.00	-10.60

PSD Results

Channel	Frequency (MHz)	Chain 0 Meas PSD (dBm/ 500kHz)	Chain 1 Meas PSD (dBm/ 500kHz)	Total Corr'd PSD (dBm/ 500kHz)	PSD Limit (dBm/ 500kHz)	PSD Margin (dB)
Low	5755	-1.751	-1.366	2.07	30.00	-27.93
High	5795	-1.741	-0.855	2.34	30.00	-27.66

UL VERIFICATION SERVICES INC.
47173 Benicia Street, Fremont, CA 94538; USA TEL:(510) 771-1000 FAX:(510) 661-0888
This report shall not be reproduced except in full, without the written approval of UL Verification Services Inc.

LOW CHANNEL

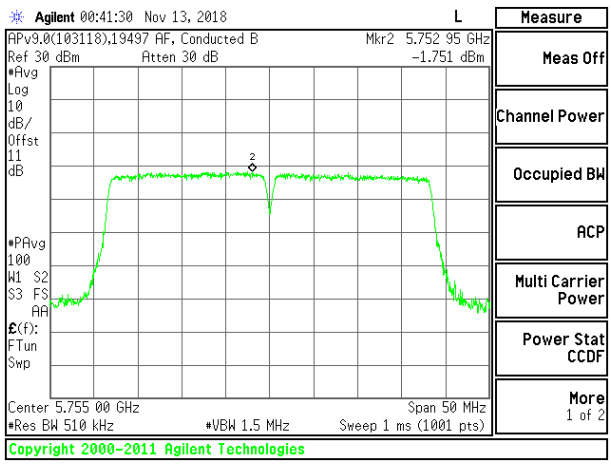

LOW CHANNEL CHAIN 0

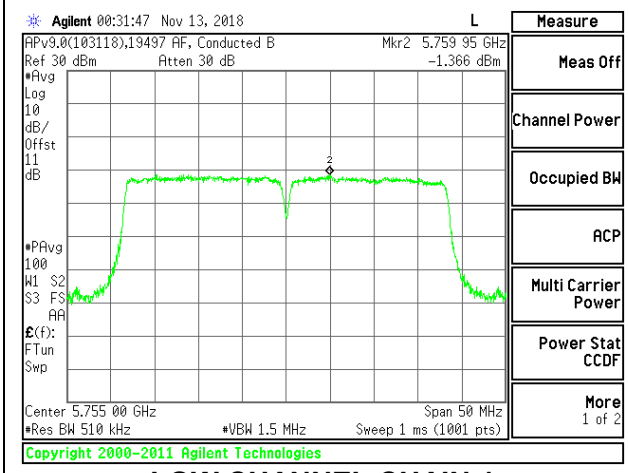

LOW CHANNEL CHAIN 1

HIGH CHANNEL

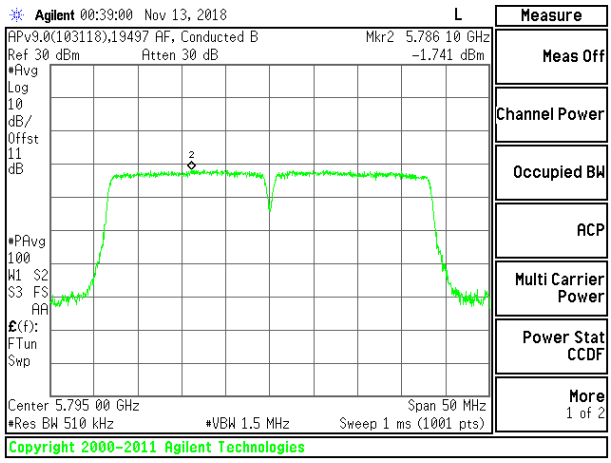

HIGH CHANNEL CHAIN 0

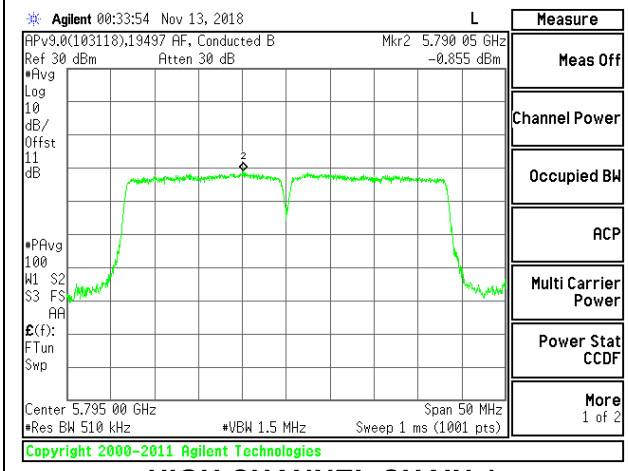

HIGH CHANNEL CHAIN 1

UL VERIFICATION SERVICES INC.
47173 Benicia Street, Fremont, CA 94538; USA TEL:(510) 771-1000 FAX:(510) 661-0888
This report shall not be reproduced except in full, without the written approval of UL Verification Services Inc.

9.5.25. 802.11ac VHT80 MODE IN THE 5.8 GHz BAND

1TX SISO MODE

Antenna Gain and Limit

Channel	Frequency (MHz)	Chain 0 Directional Gain For Power (dBi)	Chain 1 Directional Gain For PSD (dBi)	Power Limit (dBm)
Mid	5775	-5.80	-4.30	30.00

Output Power Results

Channel	Frequency (MHz)	Chain 0 Meas Power (dBm)	Chain 1 Meas Power (dBm)	Chain 0 Corr'd Power (dBm)	Chain 1 Corr'd Power (dBm)	Power Limit (dBm)	Power Margin (dB)
Mid	5775	15.10	15.27	15.10	15.27	30.00	-14.73

UL VERIFICATION SERVICES INC.
47173 Benicia Street, Fremont, CA 94538; USA TEL:(510) 771-1000 FAX:(510) 661-0888
This report shall not be reproduced except in full, without the written approval of UL Verification Services Inc.

2TX Antenna 1 + Antenna 2 CDD MODE

Antenna Gain and Limit

Channel	Frequency (MHz)	Directional Gain For Power (dBi)	Directional Gain For PSD (dBi)	Power Limit (dBm)	PSD Limit (dBm/ 1MHz)
Mid	5775	-4.99	-2.01	30.00	30.00

Duty Cycle CF (dB)	1.96	**Included in Calculations of Corr'd PSD**

Output Power Results

Channel	Frequency (MHz)	Chain 0 Meas Power (dBm)	Chain 1 Meas Power (dBm)	Total Corr'd Power (dBm)	Power Limit (dBm)	Power Margin (dB)
Mid	5775	15.21	15.36	18.30	30.00	-11.70

PSD Results

Channel	Frequency (MHz)	Chain 0 Meas PSD (dBm/ 500kHz)	Chain 1 Meas PSD (dBm/ 500kHz)	Total Corr'd PSD (dBm/ 500kHz)	PSD Limit (dBm/ 500kHz)	PSD Margin (dB)
Mid	5775	-6.058	-5.930	-1.02	30.00	-31.02

UL VERIFICATION SERVICES INC.
47173 Benicia Street, Fremont, CA 94538; USA TEL:(510) 771-1000 FAX:(510) 661-0888
This report shall not be reproduced except in full, without the written approval of UL Verification Services Inc.

MID CHANNEL

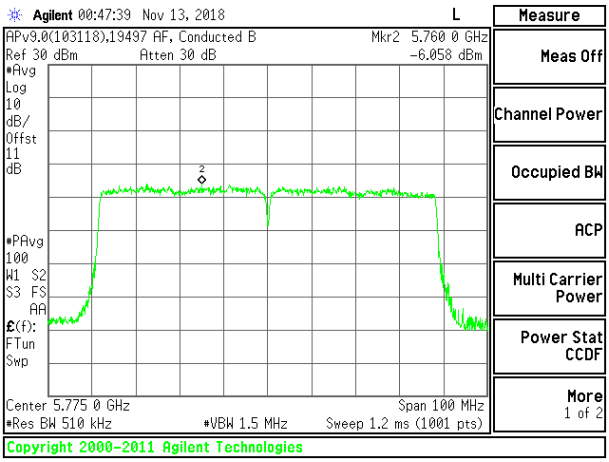

MID CHANNEL CHAIN 0

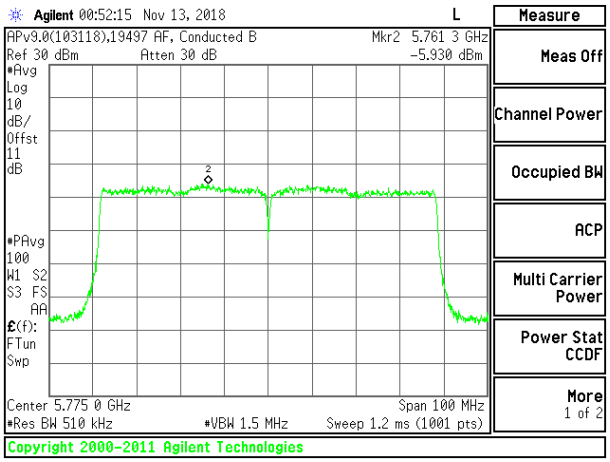

MID CHANNEL CHAIN 1

UL VERIFICATION SERVICES INC.
47173 Benicia Street, Fremont, CA 94538; USA TEL:(510) 771-1000 FAX:(510) 661-0888
This report shall not be reproduced except in full, without the written approval of UL Verification Services Inc.

9.5.26. 802.11ax HE20 MODE IN THE 5.8 GHz BAND

1TX SISO MODE

Antenna Gain and Limit

Channel	Frequency (MHz)	Chain 0 Directional Gain For Power (dBi)	Chain 1 Directional Gain For PSD (dBi)	Power Limit (dBm)
Low	5745	-5.80	-4.30	30.00
Mid	5785	-5.80	-4.30	30.00
High	5825	-5.80	-4.30	30.00

Output Power Results

Channel	Frequency (MHz)	Tones	RU Index	Chain 0 Meas Power (dBm)	Chain 1 Meas Power (dBm)	Chain 0 Corr'd Power (dBm)	Chain 1 Corr'd Power (dBm)	Power Limit (dBm)	Power Margin (dB)
Low	5745	SU	-	16.77	17.03	16.77	17.03	30.00	-12.97
		242T	61	17.01	17.22	17.01	17.22	30.00	-12.78
		106T	53	17.07	17.16	17.07	17.16	30.00	-12.84
			54	17.02	16.99	17.02	16.99	30.00	-12.98
		52T	37	17.12	17.10	17.12	17.10	30.00	-12.88
			38	17.18	17.22	17.18	17.22	30.00	-12.78
			40	16.85	16.97	16.85	16.97	30.00	-13.03
		26T	0	14.06	14.12	14.06	14.12	30.00	-15.88
			4	14.04	14.32	14.04	14.32	30.00	-15.68
			8	13.99	14.11	13.99	14.11	30.00	-15.89
Mid	5785	SU	-	16.67	17.14	16.67	17.14	30.00	-12.86
		242T	61	17.11	17.38	17.11	17.38	30.00	-12.62
		106T	53	16.96	17.17	16.96	17.17	30.00	-12.83
			54	17.10	17.19	17.10	17.19	30.00	-12.81
		52T	37	17.19	17.06	17.19	17.06	30.00	-12.81
			38	17.05	17.21	17.05	17.21	30.00	-12.79
			40	17.04	17.09	17.04	17.09	30.00	-12.91
		26T	0	14.20	14.23	14.20	14.23	30.00	-15.77
			4	14.20	14.50	14.20	14.50	30.00	-15.50
			8	13.85	14.05	13.85	14.05	30.00	-15.95
High	5825	SU	-	16.67	16.99	16.67	16.99	30.00	-13.01
		242T	61	16.92	17.25	16.92	17.25	30.00	-12.75
		106T	53	17.01	17.15	17.01	17.15	30.00	-12.85
			54	16.89	17.02	16.89	17.02	30.00	-12.98
		52T	37	17.02	16.96	17.02	16.96	30.00	-12.98
			38	17.16	17.23	17.16	17.23	30.00	-12.77
			40	16.88	16.94	16.88	16.94	30.00	-13.06
		26T	0	14.09	14.08	14.09	14.08	30.00	-15.91
			4	14.01	14.15	14.01	14.15	30.00	-15.85
			8	13.90	13.84	13.90	13.84	30.00	-16.10

UL VERIFICATION SERVICES INC.
47173 Benicia Street, Fremont, CA 94538; USA TEL:(510) 771-1000 FAX:(510) 661-0888
This report shall not be reproduced except in full, without the written approval of UL Verification Services Inc.

2TX Antenna 1 + Antenna 2 SU MODE

Antenna Gain and Limit

Channel	Frequency (MHz)	Directional Gain For Power (dBi)	Power Limit (dBm)
Low	5745	-4.99	30.00
Mid	5785	-4.99	30.00
High	5825	4.99	30.00

Output Power Results

Channel	Frequency (MHz)	Chain 0 Meas Power (dBm)	Chain 1 Meas Power (dBm)	Total Corr'd Power (dBm)	Power Limit (dBm)	Power Margin (dB)
Low	5745	16.85	17.21	20.04	30.00	-9.96
Mid	5785	16.93	17.30	20.13	30.00	-9.87
High	5825	16.87	17.16	20.03	30.00	-9.97

UL VERIFICATION SERVICES INC.
47173 Benicia Street, Fremont, CA 94538; USA TEL:(510) 771-1000 FAX:(510) 661-0888
This report shall not be reproduced except in full, without the written approval of UL Verification Services Inc.

2TX Antenna 1 + Antenna 2 OFDMA MODE – 242-Tones, RU Index 61

Antenna Gain and Limit

Channel	Frequency (MHz)	Directional Gain For Power (dBi)	Directional Gain For PSD (dBi)	Power Limit (dBm)	PSD Limit (dBm/ 1MHz)
Low	5745	-4.99	-2.01	30.00	30.00
Mid	5785	-4.99	-2.01	30.00	30.00
High	5825	4.99	-2.01	30.00	30.00

Duty Cycle CF (dB)	0.67	**Included in Calculations of Corr'd PSD**

Output Power Results

Channel	Frequency (MHz)	Chain 0 Meas Power (dBm)	Chain 1 Meas Power (dBm)	Total Corr'd Power (dBm)	Power Limit (dBm)	Power Margin (dB)
Low	5745	17.06	17.25	20.17	30.00	-9.83
Mid	5785	17.16	17.40	20.29	30.00	-9.71
High	5825	17.03	17.33	20.19	30.00	-9.81

PSD Results

Channel	Frequency (MHz)	Chain 0 Meas PSD (dBm/ 500kHz)	Chain 1 Meas PSD (dBm/ 500kHz)	Total Corr'd PSD (dBm/ 500kHz)	PSD Limit (dBm/ 500kHz)	PSD Margin (dB)
Low	5745	-1.745	-0.540	2.58	30.00	-27.42
Mid	5785	-2.124	-1.131	2.08	30.00	-27.92
High	5825	-1.839	-0.812	2.39	30.00	-27.61

UL VERIFICATION SERVICES INC.
47173 Benicia Street, Fremont, CA 94538; USA TEL:(510) 771-1000 FAX:(510) 661-0888
This report shall not be reproduced except in full, without the written approval of UL Verification Services Inc.

LOW CHANNEL

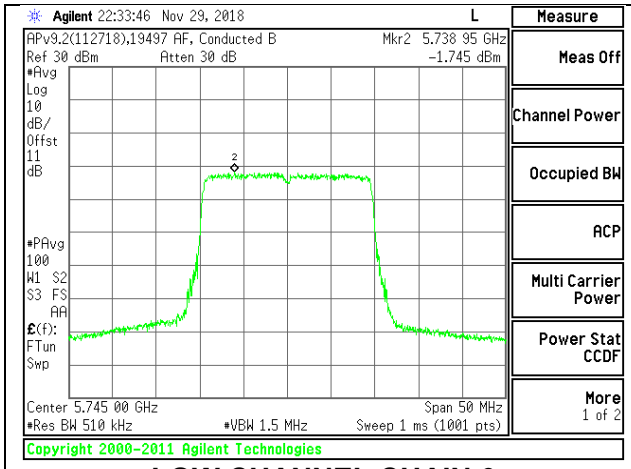

LOW CHANNEL CHAIN 0

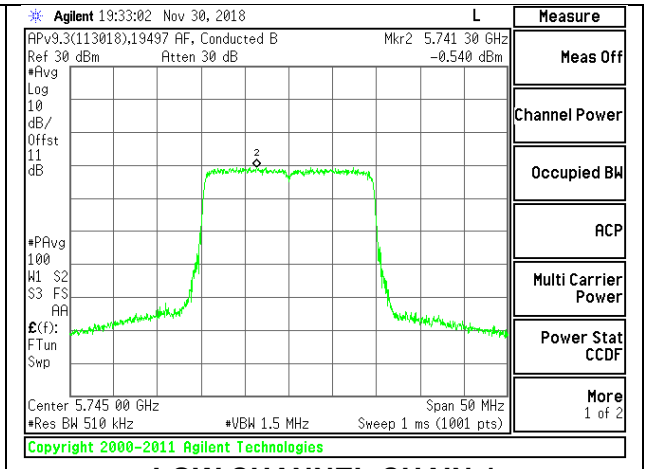

LOW CHANNEL CHAIN 1

MID CHANNEL

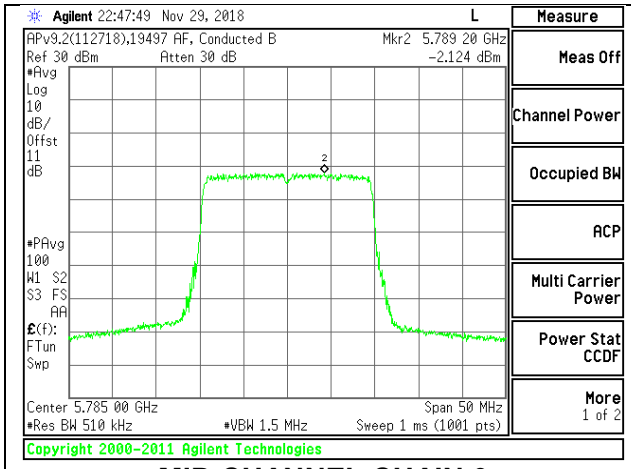

MID CHANNEL CHAIN 0

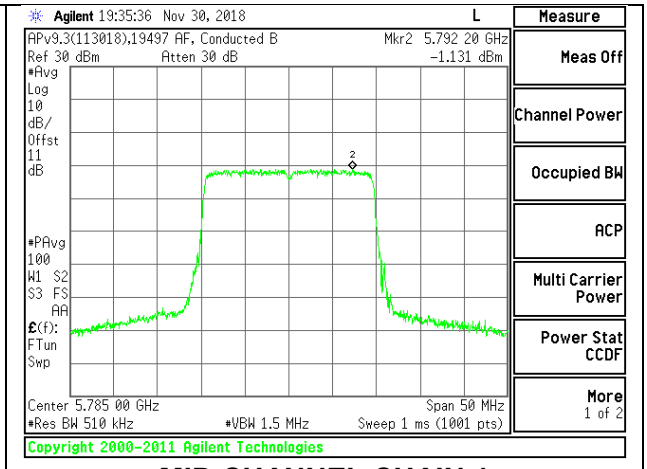

MID CHANNEL CHAIN 1

HIGH CHANNEL

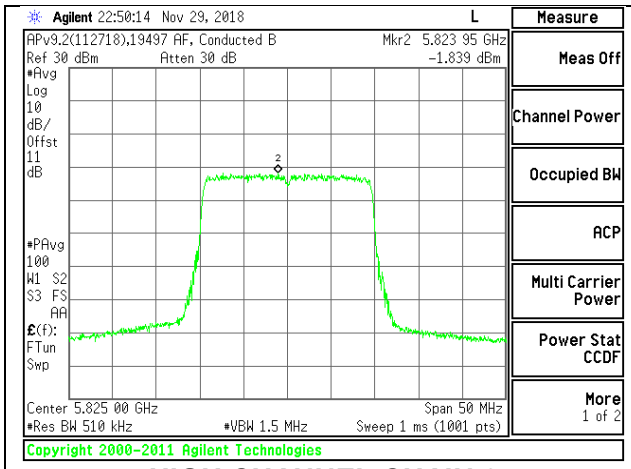

HIGH CHANNEL CHAIN 0

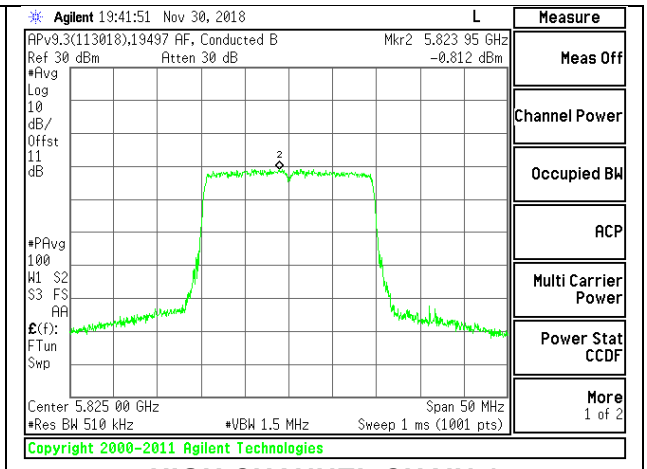

HIGH CHANNEL CHAIN 1

UL VERIFICATION SERVICES INC.
47173 Benicia Street, Fremont, CA 94538; USA TEL:(510) 771-1000 FAX:(510) 661-0888
This report shall not be reproduced except in full, without the written approval of UL Verification Services Inc.

2TX Antenna 1 + Antenna 2 OFDMA MODE – 106-Tones, RU Index 53

Antenna Gain and Limit

Channel	Frequency (MHz)	Directional Gain For Power (dBi)	Directional Gain For PSD (dBi)	Power Limit (dBm)	PSD Limit (dBm/ 1MHz)
Low	5745	-4.99	-2.01	30.00	30.00
Mid	5785	-4.99	-2.01	30.00	30.00
High	5825	4.99	-2.01	30.00	30.00

Duty Cycle CF (dB)	0.33	**Included in Calculations of Corr'd PSD**

Output Power Results

Channel	Frequency (MHz)	Chain 0 Meas Power (dBm)	Chain 1 Meas Power (dBm)	Total Corr'd Power (dBm)	Power Limit (dBm)	Power Margin (dB)
Low	5745	17.12	17.18	20.16	30.00	-9.84
Mid	5785	17.09	17.32	20.22	30.00	-9.78
High	5825	17.14	17.23	20.20	30.00	-9.80

PSD Results

Channel	Frequency (MHz)	Chain 0 Meas PSD (dBm/ 500kHz)	Chain 1 Meas PSD (dBm/ 500kHz)	Total Corr'd PSD (dBm/ 500kHz)	PSD Limit (dBm/ 500kHz)	PSD Margin (dB)
Low	5745	1.888	2.837	5.73	30.00	-24.27
Mid	5785	1.649	2.862	5.64	30.00	-24.36
High	5825	1.754	2.774	5.63	30.00	-24.37

UL VERIFICATION SERVICES INC.
47173 Benicia Street, Fremont, CA 94538; USA TEL:(510) 771-1000 FAX:(510) 661-0888
This report shall not be reproduced except in full, without the written approval of UL Verification Services Inc.

LOW CHANNEL

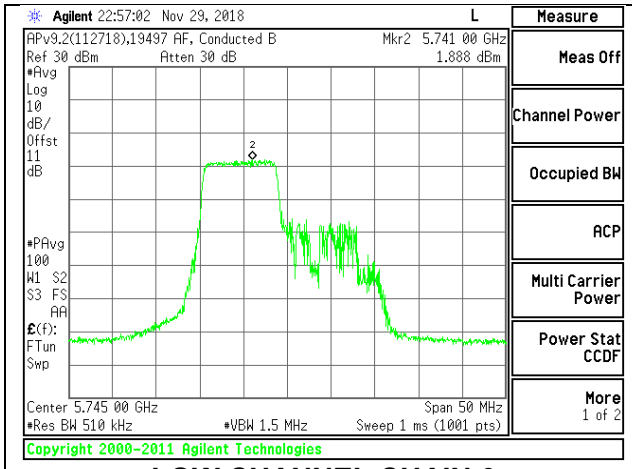

LOW CHANNEL CHAIN 0

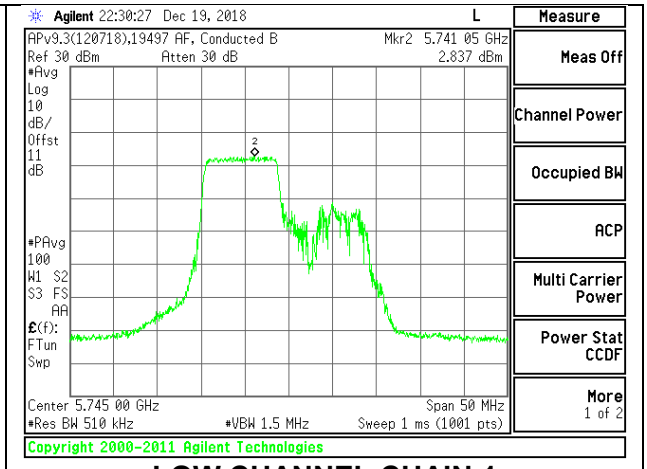

LOW CHANNEL CHAIN 1

MID CHANNEL

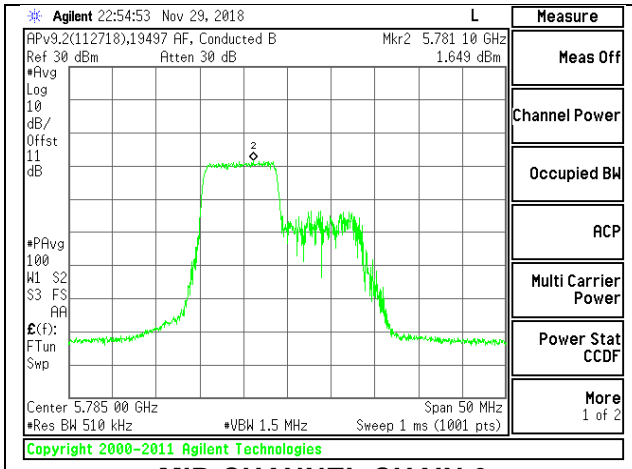

MID CHANNEL CHAIN 0

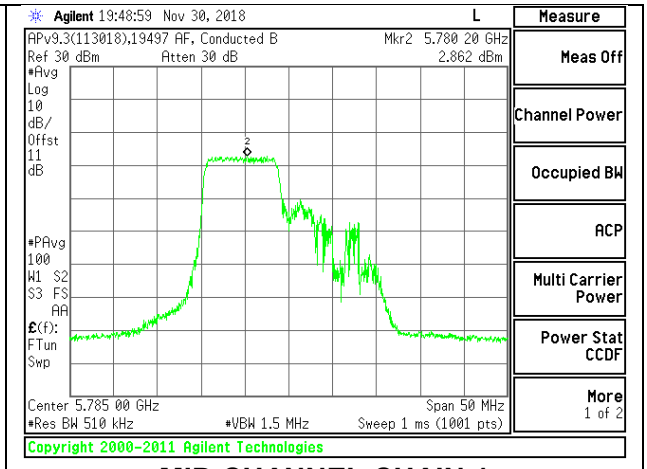

MID CHANNEL CHAIN 1

HIGH CHANNEL

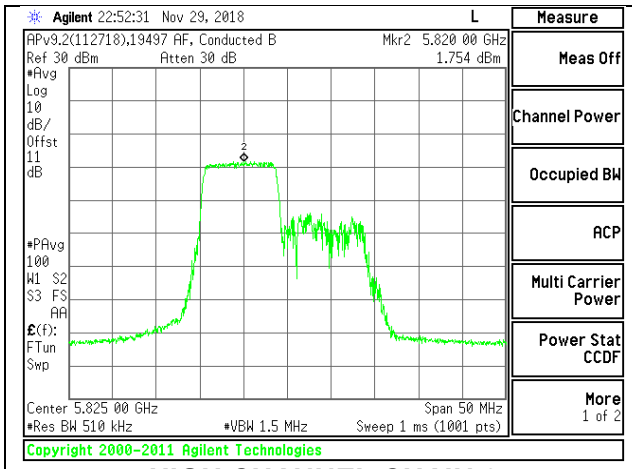

HIGH CHANNEL CHAIN 0

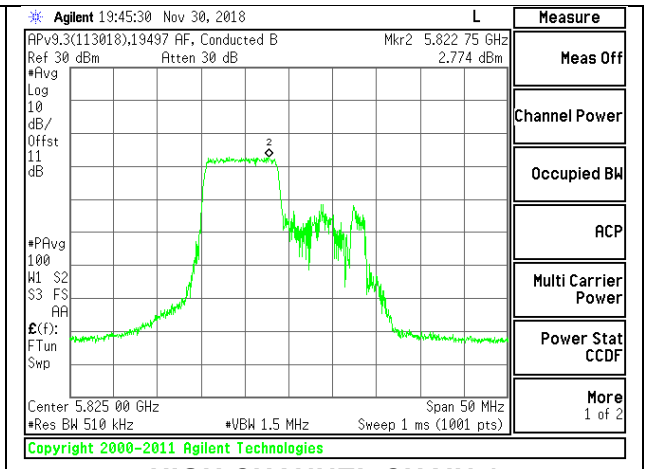

HIGH CHANNEL CHAIN 1

UL VERIFICATION SERVICES INC.
47173 Benicia Street, Fremont, CA 94538; USA TEL:(510) 771-1000 FAX:(510) 661-0888
This report shall not be reproduced except in full, without the written approval of UL Verification Services Inc.

2TX Antenna 1 + Antenna 2 OFDMA MODE – 106-Tones, RU Index 54

Antenna Gain and Limit

Channel	Frequency (MHz)	Directional Gain For Power (dBi)	Directional Gain For PSD (dBi)	Power Limit (dBm)	PSD Limit (dBm/ 1MHz)
Low	5745	-4.99	-2.01	30.00	30.00
Mid	5785	-4.99	-2.01	30.00	30.00
High	5825	4.99	-2.01	30.00	30.00

Duty Cycle CF (dB)	0.33	**Included in Calculations of Corr'd PSD**

Output Power Results

Channel	Frequency (MHz)	Chain 0 Meas Power (dBm)	Chain 1 Meas Power (dBm)	Total Corr'd Power (dBm)	Power Limit (dBm)	Power Margin (dB)
Low	5745	17.07	17.04	20.07	30.00	-9.93
Mid	5785	17.17	17.22	20.21	30.00	-9.79
High	5825	17.03	17.16	20.11	30.00	-9.89

PSD Results

Channel	Frequency (MHz)	Chain 0 Meas PSD (dBm/ 500kHz)	Chain 1 Meas PSD (dBm/ 500kHz)	Total Corr'd PSD (dBm/ 500kHz)	PSD Limit (dBm/ 500kHz)	PSD Margin (dB)
Low	5745	2.042	2.908	5.84	30.00	-24.16
Mid	5785	2.061	2.454	5.60	30.00	-24.40
High	5825	1.818	2.470	5.50	30.00	-24.50

UL VERIFICATION SERVICES INC.
47173 Benicia Street, Fremont, CA 94538; USA TEL:(510) 771-1000 FAX:(510) 661-0888
This report shall not be reproduced except in full, without the written approval of UL Verification Services Inc.

LOW CHANNEL

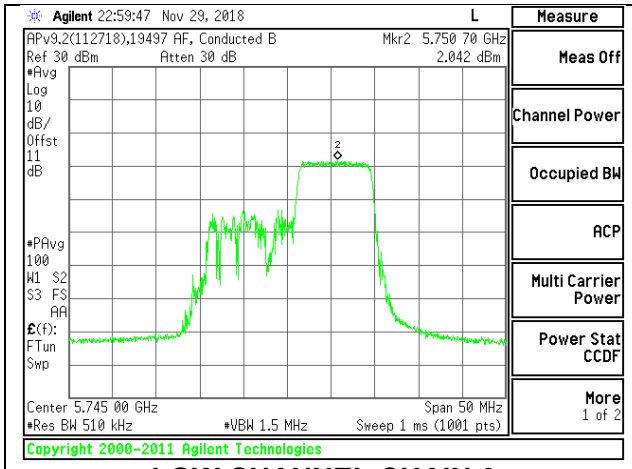

LOW CHANNEL CHAIN 0

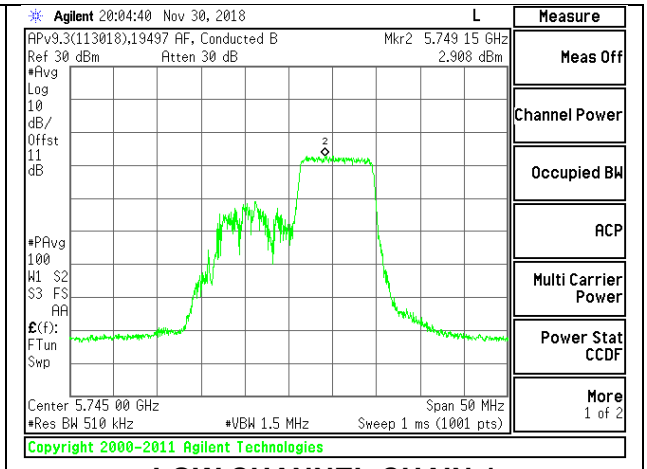

LOW CHANNEL CHAIN 1

MID CHANNEL

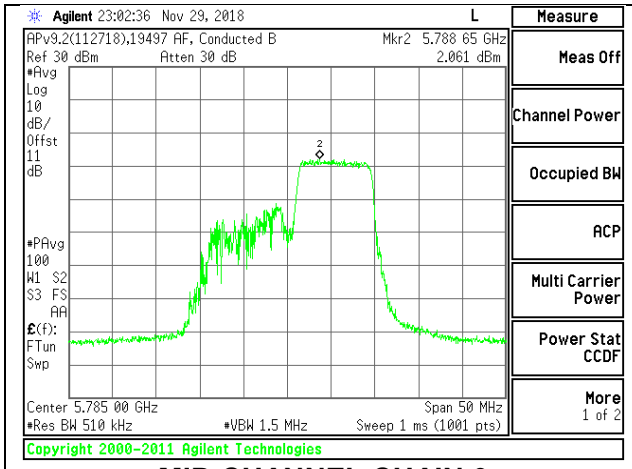

MID CHANNEL CHAIN 0

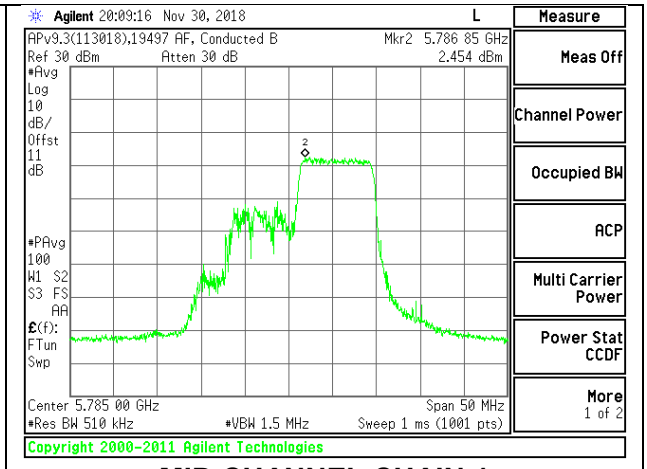

MID CHANNEL CHAIN 1

HIGH CHANNEL

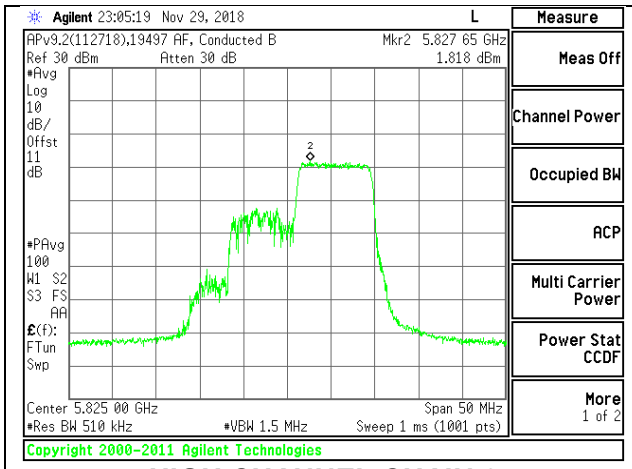

HIGH CHANNEL CHAIN 0

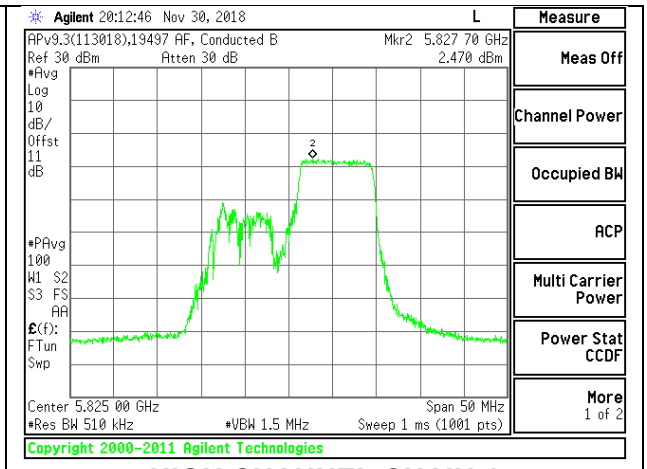

HIGH CHANNEL CHAIN 1

UL VERIFICATION SERVICES INC.
47173 Benicia Street, Fremont, CA 94538; USA TEL:(510) 771-1000 FAX:(510) 661-0888
This report shall not be reproduced except in full, without the written approval of UL Verification Services Inc.

2TX Antenna 1 + Antenna 2 OFDMA MODE – 52-Tones, RU Index 37

Antenna Gain and Limit

Channel	Frequency (MHz)	Directional Gain For Power (dBi)	Directional Gain For PSD (dBi)	Power Limit (dBm)	PSD Limit (dBm/ 1MHz)
Low	5745	-4.99	-2.01	30.00	30.00
Mid	5785	-4.99	-2.01	30.00	30.00
High	5825	4.99	-2.01	30.00	30.00

Duty Cycle CF (dB)	0.17	Included in Calculations of Corr'd PSD

Output Power Results

Channel	Frequency (MHz)	Chain 0 Meas Power (dBm)	Chain 1 Meas Power (dBm)	Total Corr'd Power (dBm)	Power Limit (dBm)	Power Margin (dB)
Low	5745	17.17	17.14	20.17	30.00	-9.83
Mid	5785	17.26	17.20	20.24	30.00	-9.76
High	5825	17.13	17.03	20.09	30.00	-9.91

PSD Results

Channel	Frequency (MHz)	Chain 0 Meas PSD (dBm/ 500kHz)	Chain 1 Meas PSD (dBm/ 500kHz)	Total Corr'd PSD (dBm/ 500kHz)	PSD Limit (dBm/ 500kHz)	PSD Margin (dB)
Low	5745	9.963	9.563	12.95	30.00	-17.05
Mid	5785	9.230	9.286	12.44	30.00	-17.56
High	5825	9.432	9.188	12.49	30.00	-17.51

UL VERIFICATION SERVICES INC.
47173 Benicia Street, Fremont, CA 94538; USA TEL:(510) 771-1000 FAX:(510) 661-0888
This report shall not be reproduced except in full, without the written approval of UL Verification Services Inc.

LOW CHANNEL

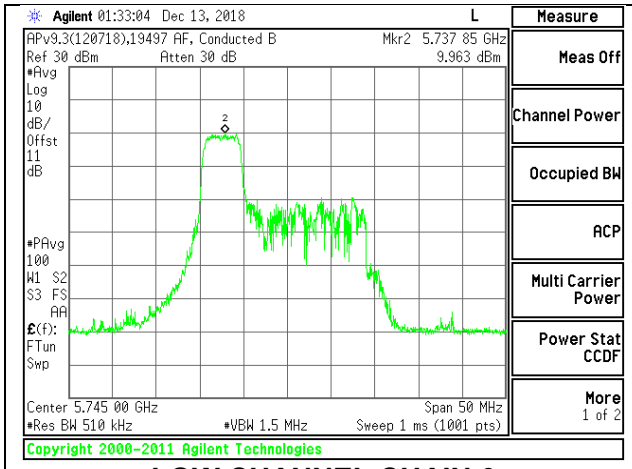

LOW CHANNEL CHAIN 0

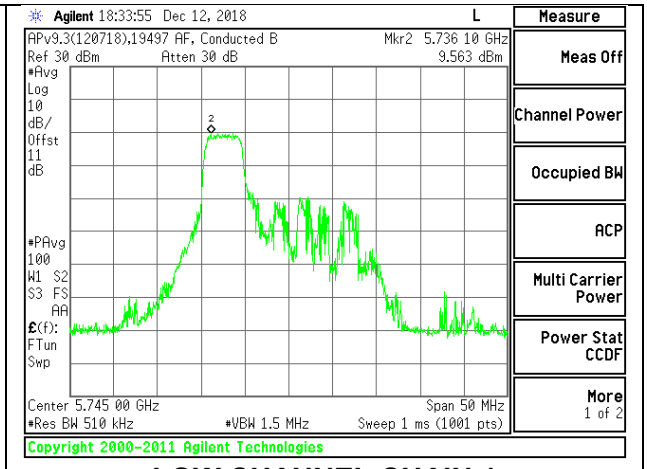

LOW CHANNEL CHAIN 1

MID CHANNEL

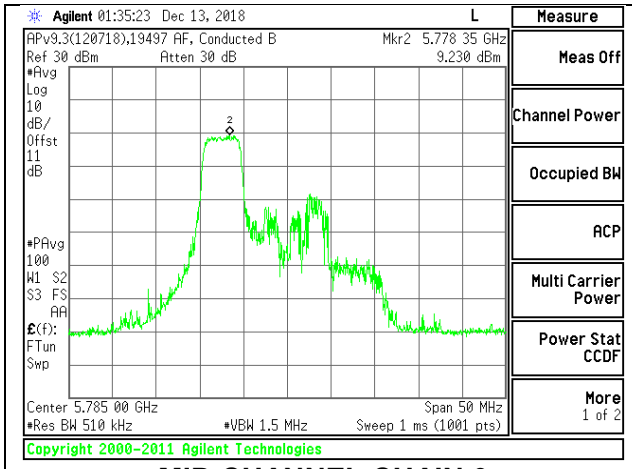

MID CHANNEL CHAIN 0

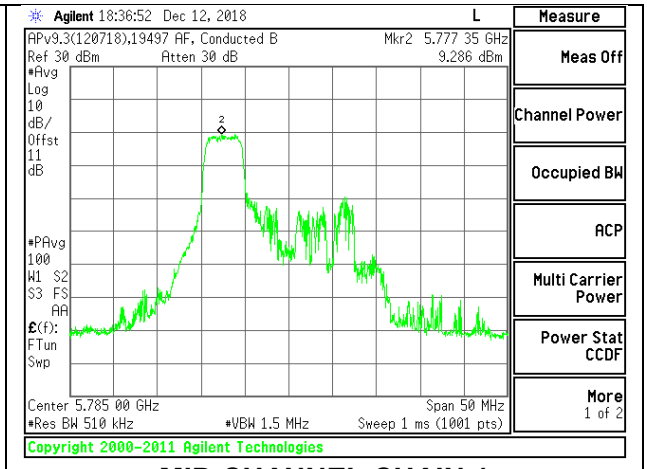

MID CHANNEL CHAIN 1

HIGH CHANNEL

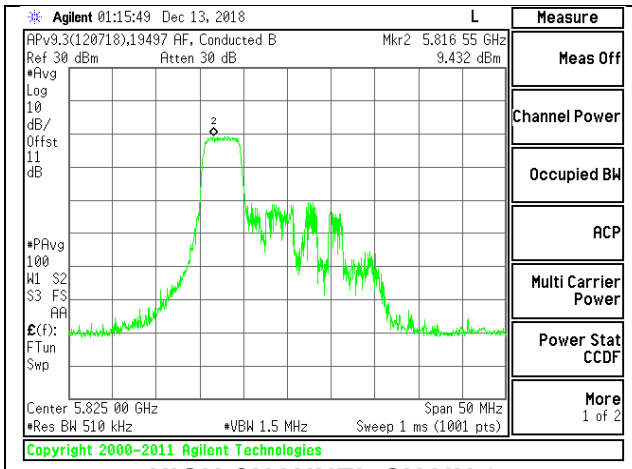

HIGH CHANNEL CHAIN 0

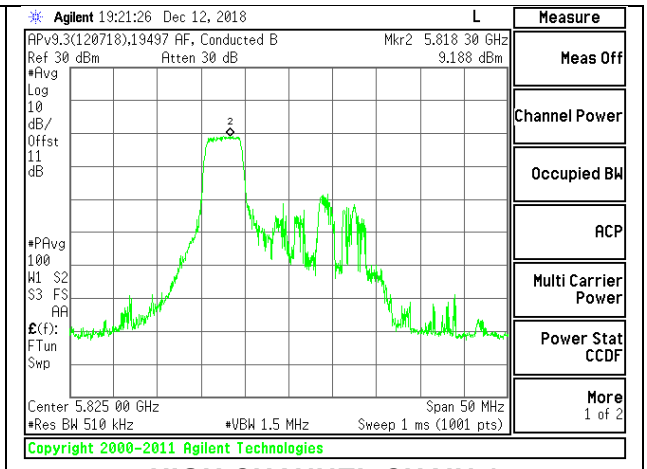

HIGH CHANNEL CHAIN 1

UL VERIFICATION SERVICES INC.
47173 Benicia Street, Fremont, CA 94538; USA TEL:(510) 771-1000 FAX:(510) 661-0888
This report shall not be reproduced except in full, without the written approval of UL Verification Services Inc.

2TX Antenna 1 + Antenna 2 OFDMA MODE – 52-Tones, RU Index 38

Antenna Gain and Limit

Channel	Frequency (MHz)	Directional Gain For Power (dBi)	Directional Gain For PSD (dBi)	Power Limit (dBm)	PSD Limit (dBm/ 1MHz)
Low	5745	-4.99	-2.01	30.00	30.00
Mid	5785	-4.99	-2.01	30.00	30.00
High	5825	4.99	-2.01	30.00	30.00

Duty Cycle CF (dB)	0.17	Included in Calculations of Corr'd PSD

Output Power Results

Channel	Frequency (MHz)	Chain 0 Meas Power (dBm)	Chain 1 Meas Power (dBm)	Total Corr'd Power (dBm)	Power Limit (dBm)	Power Margin (dB)
Low	5745	17.26	17.30	20.29	30.00	-9.71
Mid	5785	17.11	17.26	20.20	30.00	-9.80
High	5825	17.23	17.36	20.31	30.00	-9.69

PSD Results

Channel	Frequency (MHz)	Chain 0 Meas PSD (dBm/ 500kHz)	Chain 1 Meas PSD (dBm/ 500kHz)	Total Corr'd PSD (dBm/ 500kHz)	PSD Limit (dBm/ 500kHz)	PSD Margin (dB)
Low	5745	9.549	9.248	12.58	30.00	-17.42
Mid	5785	9.885	9.537	12.89	30.00	-17.11
High	5825	9.790	9.420	12.79	30.00	-17.21

UL VERIFICATION SERVICES INC.
47173 Benicia Street, Fremont, CA 94538; USA TEL:(510) 771-1000 FAX:(510) 661-0888
This report shall not be reproduced except in full, without the written approval of UL Verification Services Inc.

LOW CHANNEL

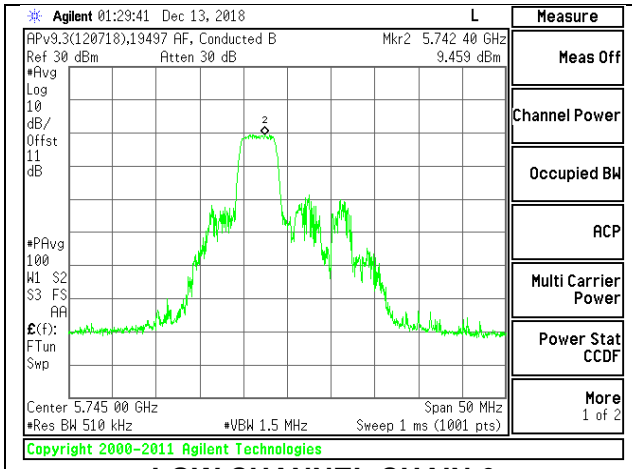

LOW CHANNEL CHAIN 0

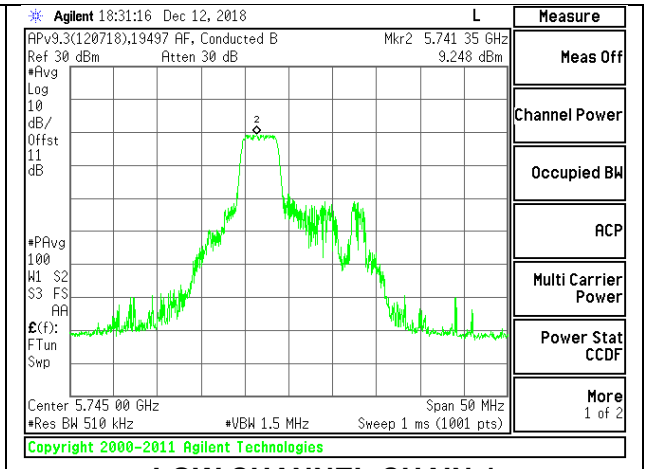

LOW CHANNEL CHAIN 1

MID CHANNEL

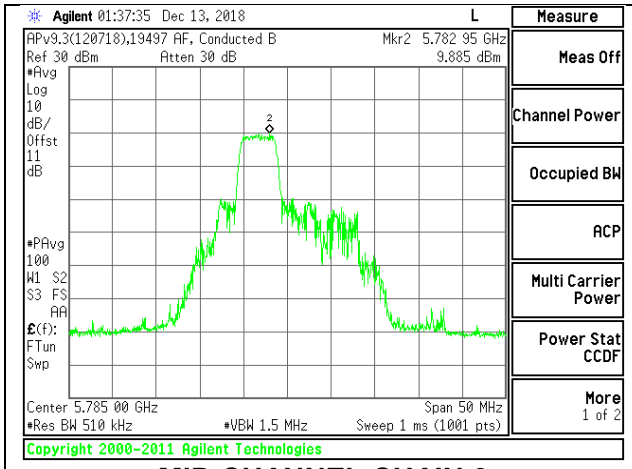

MID CHANNEL CHAIN 0

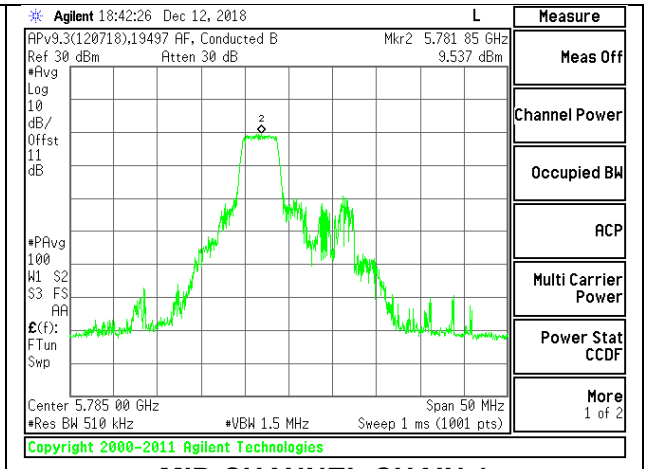

MID CHANNEL CHAIN 1

HIGH CHANNEL

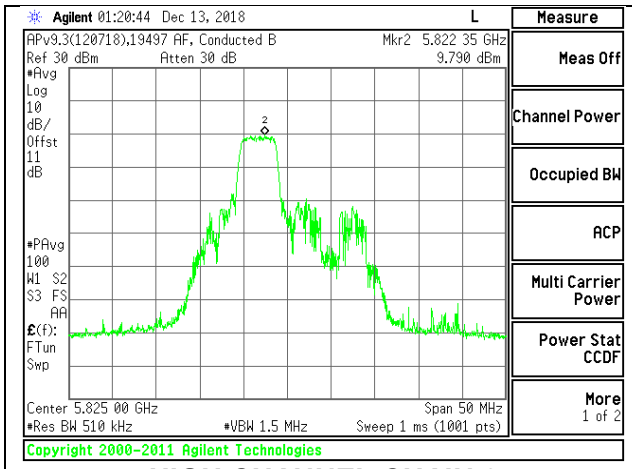

HIGH CHANNEL CHAIN 0

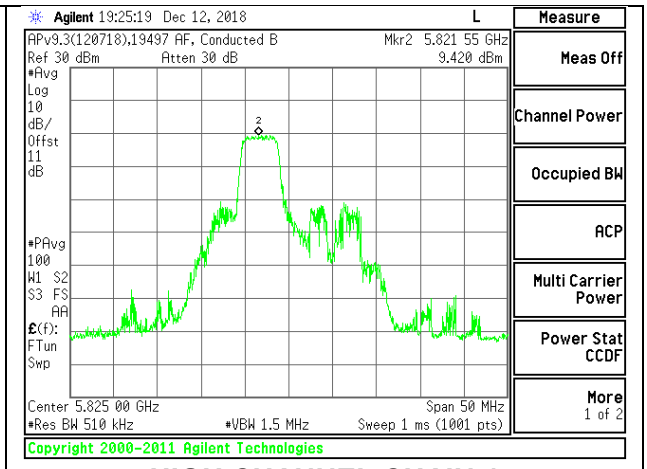

HIGH CHANNEL CHAIN 1

UL VERIFICATION SERVICES INC.
47173 Benicia Street, Fremont, CA 94538; USA TEL:(510) 771-1000 FAX:(510) 661-0888
This report shall not be reproduced except in full, without the written approval of UL Verification Services Inc.

2TX Antenna 1 + Antenna 2 OFDMA MODE – 52-Tones, RU Index 40

Antenna Gain and Limit

Channel	Frequency (MHz)	Directional Gain For Power (dBi)	Directional Gain For PSD (dBi)	Power Limit (dBm)	PSD Limit (dBm/ 1MHz)
Low	5745	-4.99	-2.01	30.00	30.00
Mid	5785	-4.99	-2.01	30.00	30.00
High	5825	4.99	-2.01	30.00	30.00

Duty Cycle CF (dB)	0.17	Included in Calculations of Corr'd PSD

Output Power Results

Channel	Frequency (MHz)	Chain 0 Meas Power (dBm)	Chain 1 Meas Power (dBm)	Total Corr'd Power (dBm)	Power Limit (dBm)	Power Margin (dB)
Low	5745	16.89	16.98	19.95	30.00	-10.05
Mid	5785	17.12	17.16	20.15	30.00	-9.85
High	5825	16.96	17.03	20.01	30.00	-9.99

PSD Results

Channel	Frequency (MHz)	Chain 0 Meas PSD (dBm/ 500kHz)	Chain 1 Meas PSD (dBm/ 500kHz)	Total Corr'd PSD (dBm/ 500kHz)	PSD Limit (dBm/ 500kHz)	PSD Margin (dB)
Low	5745	9.675	9.309	12.68	30.00	-17.32
Mid	5785	9.411	9.458	12.61	30.00	-17.39
High	5825	9.326	9.425	12.56	30.00	-17.44

UL VERIFICATION SERVICES INC.
47173 Benicia Street, Fremont, CA 94538; USA TEL:(510) 771-1000 FAX:(510) 661-0888
This report shall not be reproduced except in full, without the written approval of UL Verification Services Inc.

LOW CHANNEL

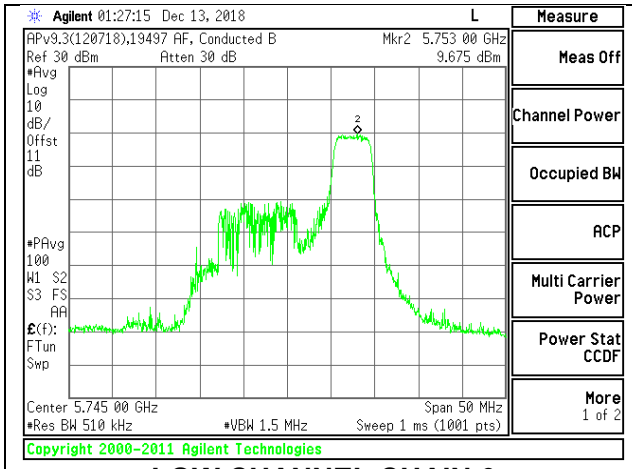

LOW CHANNEL CHAIN 0

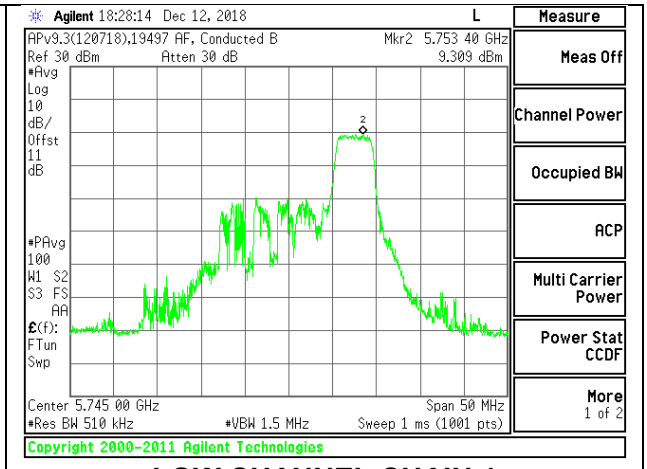

LOW CHANNEL CHAIN 1

MID CHANNEL

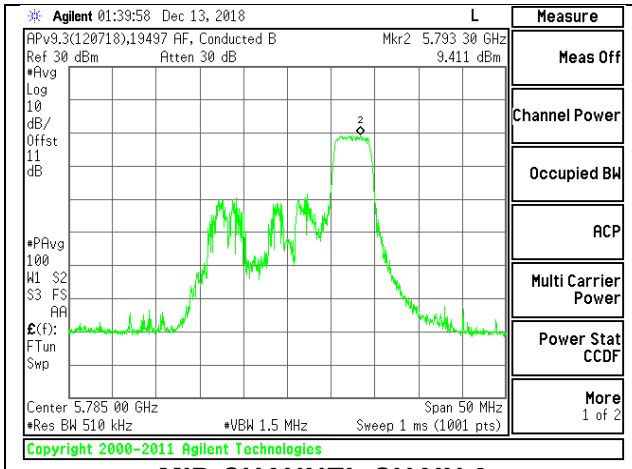

MID CHANNEL CHAIN 0

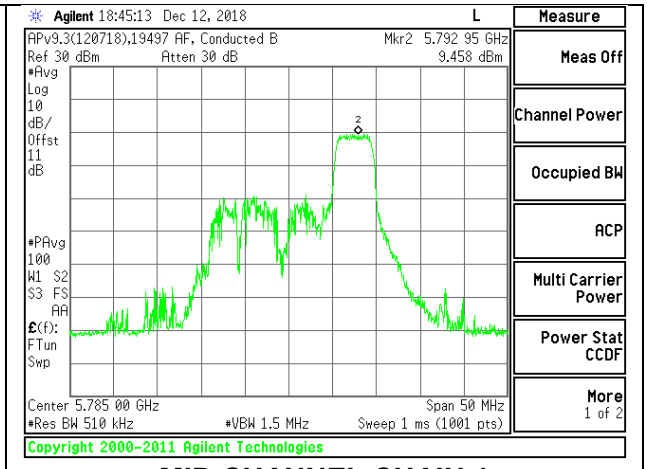

MID CHANNEL CHAIN 1

HIGH CHANNEL

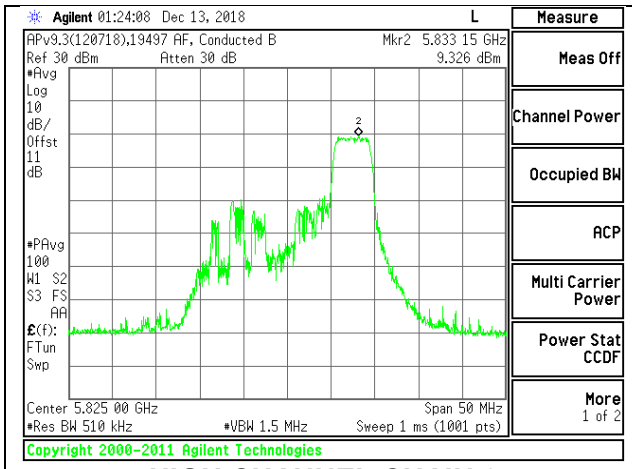

HIGH CHANNEL CHAIN 0

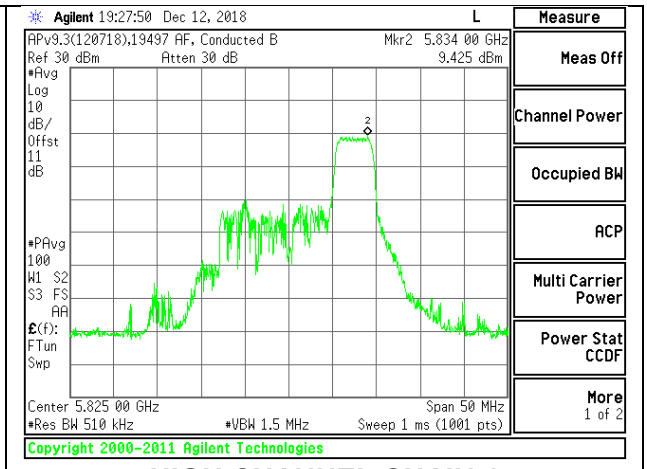

HIGH CHANNEL CHAIN 1

UL VERIFICATION SERVICES INC.
47173 Benicia Street, Fremont, CA 94538; USA TEL:(510) 771-1000 FAX:(510) 661-0888
This report shall not be reproduced except in full, without the written approval of UL Verification Services Inc.

2TX Antenna 1 + Antenna 2 OFDMA MODE – 26-Tones, RU Index 0

Antenna Gain and Limit

Channel	Frequency (MHz)	Directional Gain For Power (dBi)	Directional Gain For PSD (dBi)	Power Limit (dBm)	PSD Limit (dBm/ 1MHz)
Low	5745	-4.99	-2.01	30.00	30.00
Mid	5785	-4.99	-2.01	30.00	30.00
High	5825	4.99	-2.01	30.00	30.00

Duty Cycle CF (dB)	0.12	Included in Calculations of Corr'd PSD

Output Power Results

Channel	Frequency (MHz)	Chain 0 Meas Power (dBm)	Chain 1 Meas Power (dBm)	Total Corr'd Power (dBm)	Power Limit (dBm)	Power Margin (dB)
Low	5745	14.16	14.22	17.20	30.00	-12.80
Mid	5785	14.26	14.29	17.29	30.00	-12.71
High	5825	14.11	14.10	17.12	30.00	-12.88

PSD Results

Channel	Frequency (MHz)	Chain 0 Meas PSD (dBm/ 500kHz)	Chain 1 Meas PSD (dBm/ 500kHz)	Total Corr'd PSD (dBm/ 500kHz)	PSD Limit (dBm/ 500kHz)	PSD Margin (dB)
Low	5745	9.803	9.690	12.88	30.00	-17.12
Mid	5785	9.181	9.554	12.50	30.00	-17.50
High	5825	9.344	9.547	12.58	30.00	-17.42

UL VERIFICATION SERVICES INC.
47173 Benicia Street, Fremont, CA 94538; USA TEL:(510) 771-1000 FAX:(510) 661-0888
This report shall not be reproduced except in full, without the written approval of UL Verification Services Inc.

LOW CHANNEL

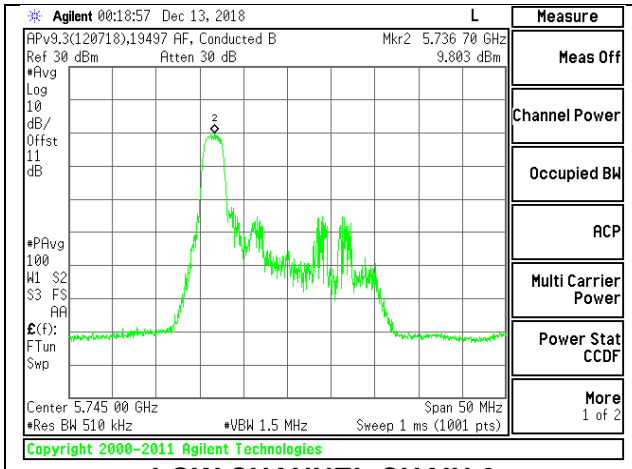

LOW CHANNEL CHAIN 0

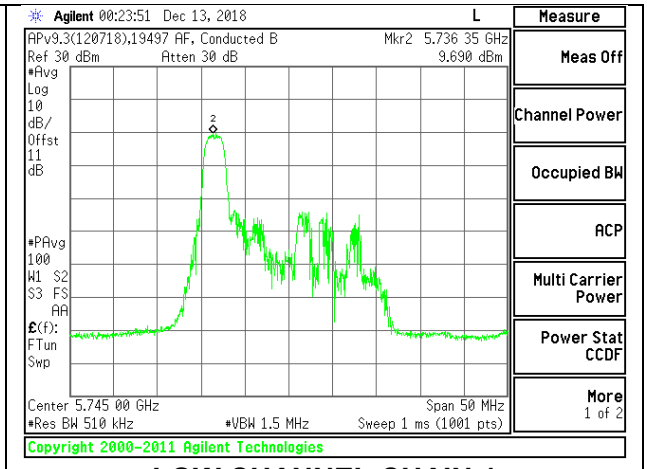

LOW CHANNEL CHAIN 1

MID CHANNEL

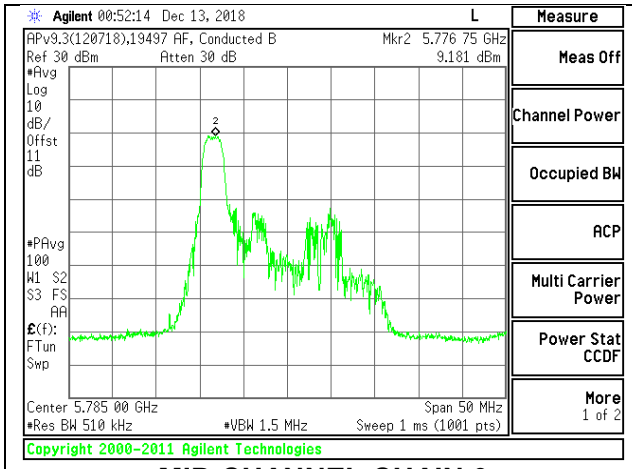

MID CHANNEL CHAIN 0

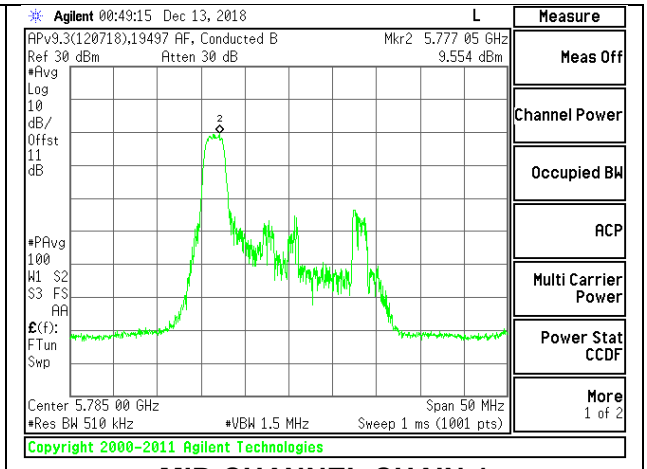

MID CHANNEL CHAIN 1

HIGH CHANNEL

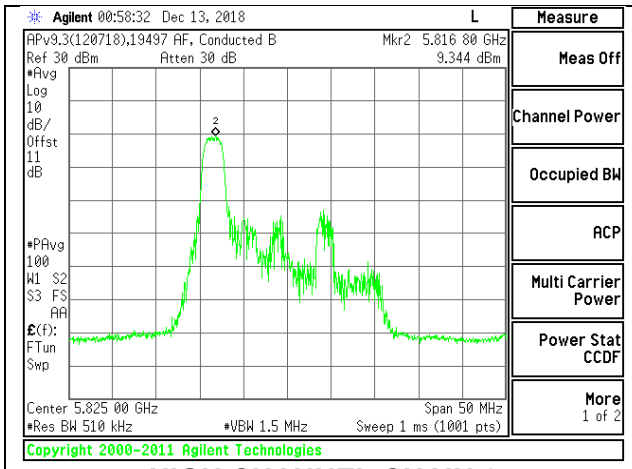

HIGH CHANNEL CHAIN 0

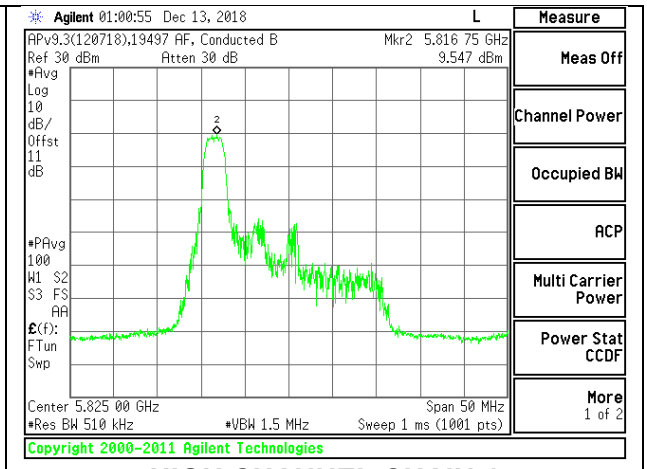

HIGH CHANNEL CHAIN 1

UL VERIFICATION SERVICES INC.
47173 Benicia Street, Fremont, CA 94538; USA TEL:(510) 771-1000 FAX:(510) 661-0888
This report shall not be reproduced except in full, without the written approval of UL Verification Services Inc.

2TX Antenna 1 + Antenna 2 OFDMA MODE – 26-Tones, RU Index 4

Antenna Gain and Limit

Channel	Frequency (MHz)	Directional Gain For Power (dBi)	Directional Gain For PSD (dBi)	Power Limit (dBm)	PSD Limit (dBm/ 1MHz)
Low	5745	-4.99	-2.01	30.00	30.00
Mid	5785	-4.99	-2.01	30.00	30.00
High	5825	4.99	-2.01	30.00	30.00

Duty Cycle CF (dB)	0.12	Included in Calculations of Corr'd PSD

Output Power Results

Channel	Frequency (MHz)	Chain 0 Meas Power (dBm)	Chain 1 Meas Power (dBm)	Total Corr'd Power (dBm)	Power Limit (dBm)	Power Margin (dB)
Low	5745	14.08	14.35	17.23	30.00	-12.77
Mid	5785	14.29	14.65	17.48	30.00	-12.52
High	5825	14.12	14.24	17.19	30.00	-12.81

PSD Results

Channel	Frequency (MHz)	Chain 0 Meas PSD (dBm/ 500kHz)	Chain 1 Meas PSD (dBm/ 500kHz)	Total Corr'd PSD (dBm/ 500kHz)	PSD Limit (dBm/ 500kHz)	PSD Margin (dB)
Low	5745	8.981	9.722	12.50	30.00	-17.50
Mid	5785	9.534	9.634	12.71	30.00	-17.29
High	5825	9.183	9.945	12.71	30.00	-17.29

UL VERIFICATION SERVICES INC.
47173 Benicia Street, Fremont, CA 94538; USA TEL:(510) 771-1000 FAX:(510) 661-0888
This report shall not be reproduced except in full, without the written approval of UL Verification Services Inc.

LOW CHANNEL

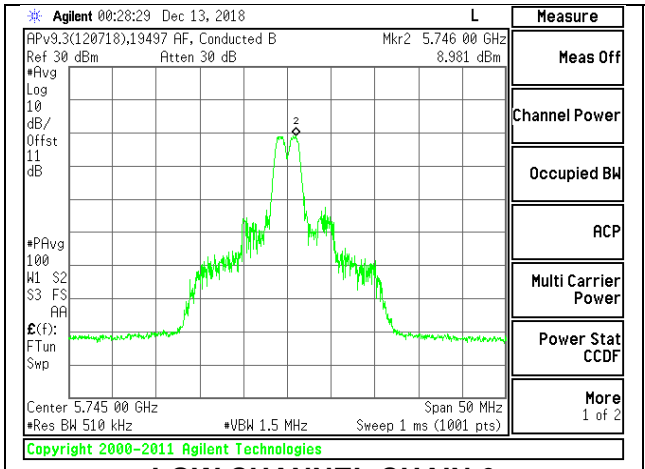

LOW CHANNEL CHAIN 0

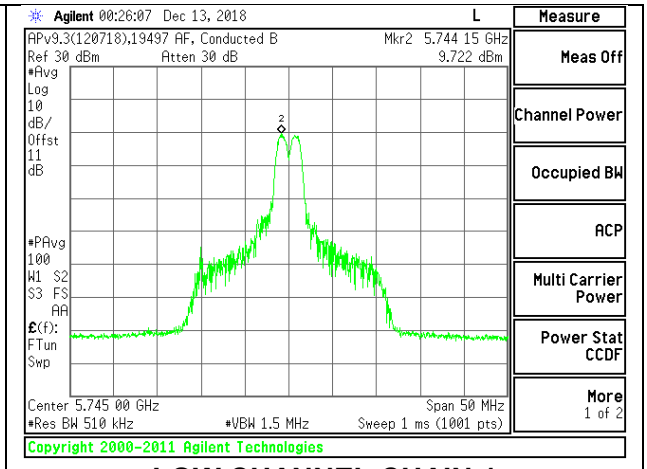

LOW CHANNEL CHAIN 1

MID CHANNEL

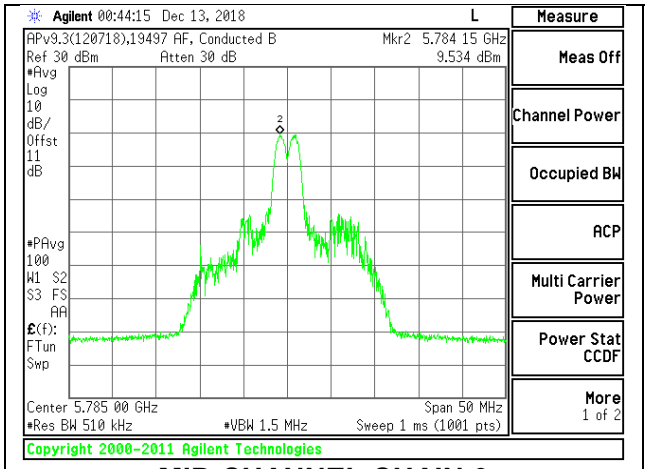

MID CHANNEL CHAIN 0

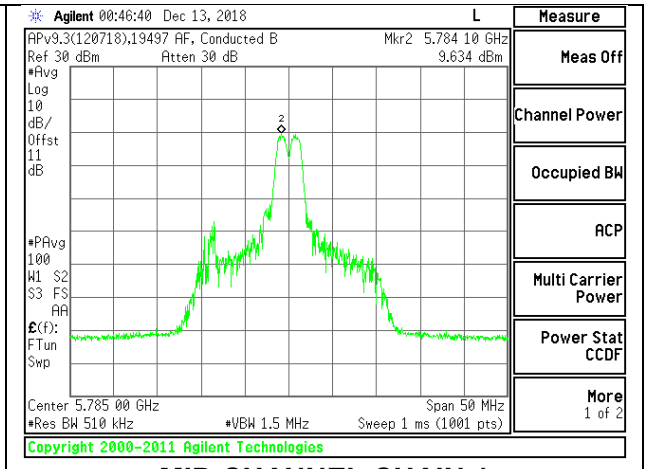

MID CHANNEL CHAIN 1

HIGH CHANNEL

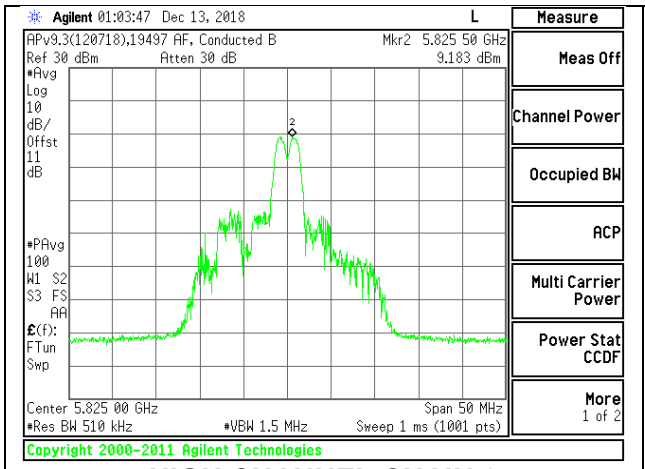

HIGH CHANNEL CHAIN 0

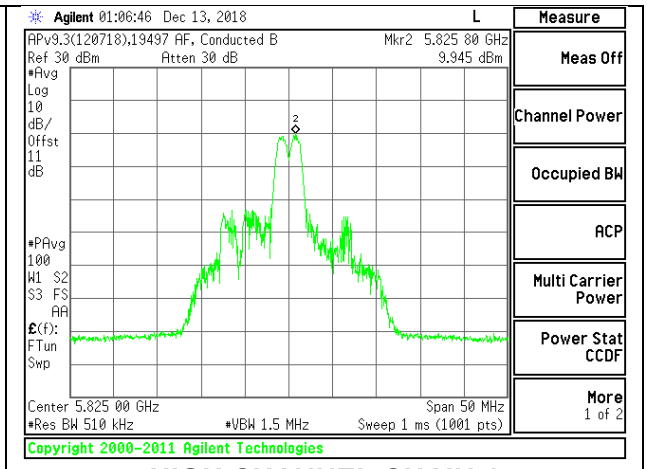

HIGH CHANNEL CHAIN 1

UL VERIFICATION SERVICES INC.
47173 Benicia Street, Fremont, CA 94538; USA TEL:(510) 771-1000 FAX:(510) 661-0888
This report shall not be reproduced except in full, without the written approval of UL Verification Services Inc.

2TX Antenna 1 + Antenna 2 OFDMA MODE – 26-Tones, RU Index 8

Antenna Gain and Limit

Channel	Frequency (MHz)	Directional Gain For Power (dBi)	Directional Gain For PSD (dBi)	Power Limit (dBm)	PSD Limit (dBm/ 1MHz)
Low	5745	-4.99	-2.01	30.00	30.00
Mid	5785	-4.99	-2.01	30.00	30.00
High	5825	4.99	-2.01	30.00	30.00

Duty Cycle CF (dB)	0.12	Included in Calculations of Corr'd PSD

Output Power Results

Channel	Frequency (MHz)	Chain 0 Meas Power (dBm)	Chain 1 Meas Power (dBm)	Total Corr'd Power (dBm)	Power Limit (dBm)	Power Margin (dB)
Low	5745	14.05	14.17	17.12	30.00	-12.88
Mid	5785	13.87	14.06	16.98	30.00	-13.02
High	5825	13.97	13.85	16.92	30.00	-13.08

PSD Results

Channel	Frequency (MHz)	Chain 0 Meas PSD (dBm/ 500kHz)	Chain 1 Meas PSD (dBm/ 500kHz)	Total Corr'd PSD (dBm/ 500kHz)	PSD Limit (dBm/ 500kHz)	PSD Margin (dB)
Low	5745	9.250	9.012	12.26	30.00	-17.74
Mid	5785	9.336	9.194	12.40	30.00	-17.60
High	5825	9.316	9.214	12.40	30.00	-17.60

UL VERIFICATION SERVICES INC.
47173 Benicia Street, Fremont, CA 94538; USA TEL:(510) 771-1000 FAX:(510) 661-0888
This report shall not be reproduced except in full, without the written approval of UL Verification Services Inc.

LOW CHANNEL

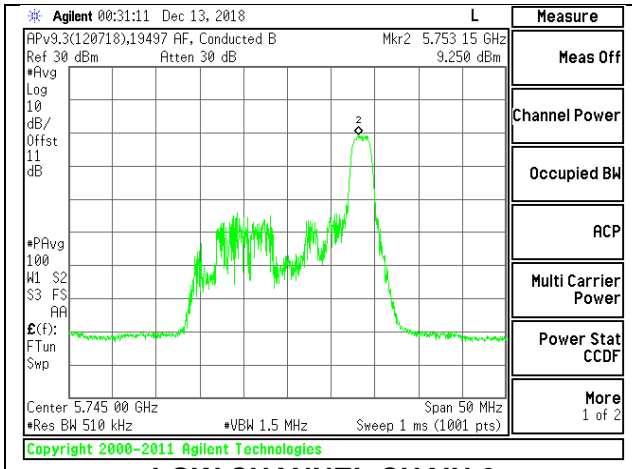

LOW CHANNEL CHAIN 0

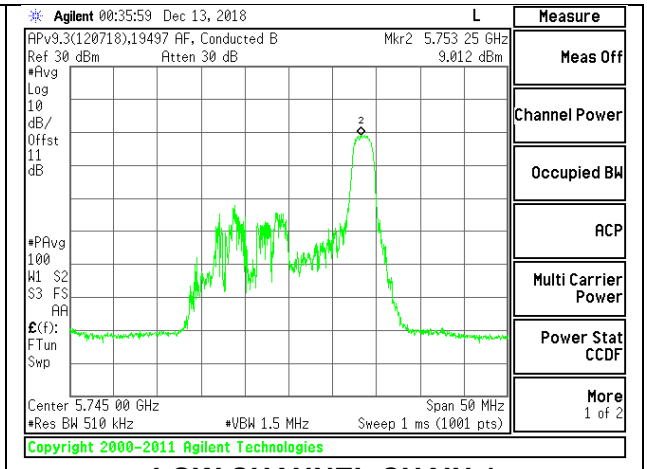

LOW CHANNEL CHAIN 1

MID CHANNEL

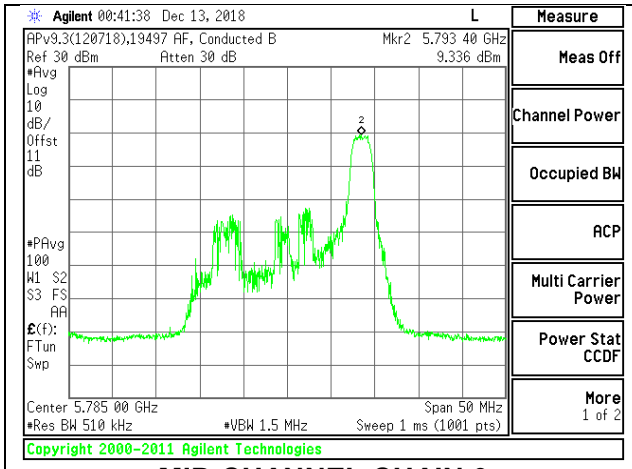

MID CHANNEL CHAIN 0

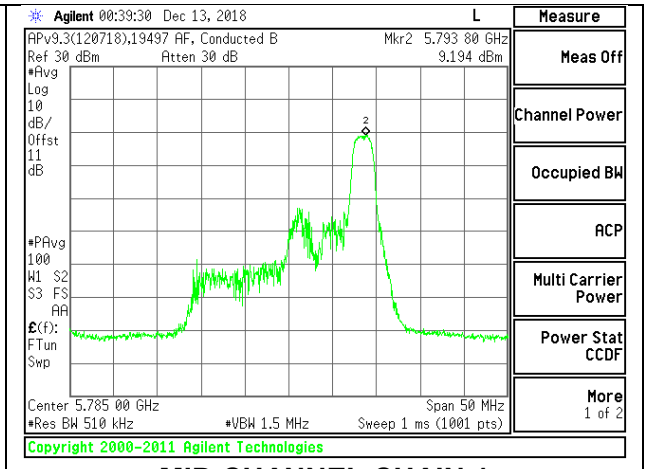

MID CHANNEL CHAIN 1

HIGH CHANNEL

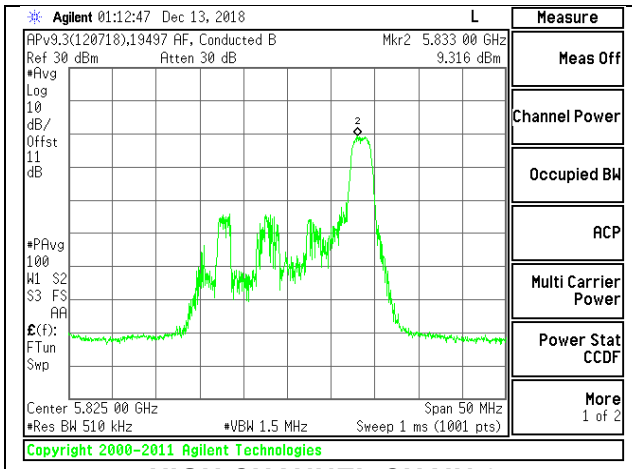

HIGH CHANNEL CHAIN 0

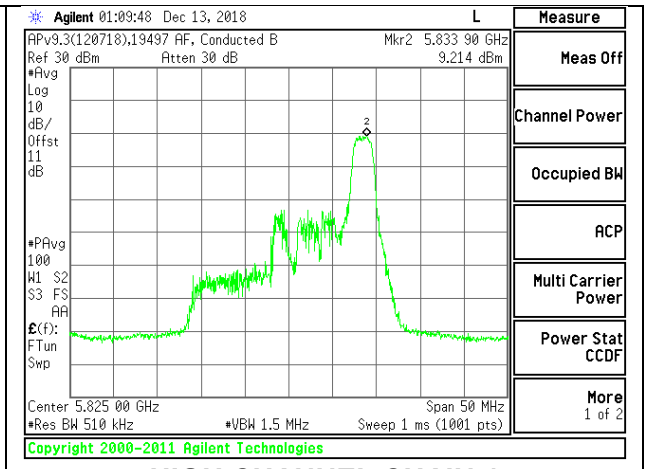

HIGH CHANNEL CHAIN 1

UL VERIFICATION SERVICES INC.
47173 Benicia Street, Fremont, CA 94538; USA TEL:(510) 771-1000 FAX:(510) 661-0888
This report shall not be reproduced except in full, without the written approval of UL Verification Services Inc.

9.5.27. 802.11ax HE40 MODE IN THE 5.8 GHz BAND

1TX SISO MODE

Antenna Gain and Limit

Channel	Frequency (MHz)	Chain 0 Directional Gain For Power (dBi)	Chain 1 Directional Gain For PSD (dBi)	Power Limit (dBm)
Low	5755	-5.80	-4.30	30.00
High	5795	-5.80	-4.30	30.00

Output Power Results

Channel	Frequency (MHz)	Tones	RU Index	Chain 0 Meas Power (dBm)	Chain 1 Meas Power (dBm)	Chain 0 Corr'd Power (dBm)	Chain 1 Corr'd Power (dBm)	Power Limit (dBm)	Power Margin (dB)
Low	5755	SU	-	15.54	15.67	15.54	15.67	30.00	-14.33
		484T	65	15.84	16.01	15.84	16.01	30.00	-13.99
		242T	61	16.14	16.02	16.14	16.02	30.00	-13.86
			62	15.59	15.61	15.59	15.61	30.00	-14.39
		106T	53	15.95	15.86	15.95	15.86	30.00	-14.05
			54	16.17	15.99	16.17	15.99	30.00	-13.83
			56	15.54	15.33	15.54	15.33	30.00	-14.46
		52T	37	15.67	15.50	15.67	15.50	30.00	-14.33
			40	15.49	15.75	15.49	15.75	30.00	-14.25
			44	15.12	15.11	15.12	15.11	30.00	-14.88
		26T	0	13.53	13.28	13.53	13.28	30.00	-16.47
			8	13.72	13.64	13.72	13.64	30.00	-16.28
			17	13.92	12.65	13.92	12.65	30.00	-16.08
High	5795	SU	-	15.54	15.70	15.54	15.70	30.00	-14.30
		484T	65	15.78	15.83	15.78	15.83	30.00	-14.17
		242T	61	15.40	15.49	15.40	15.49	30.00	-14.51
			62	15.94	15.80	15.94	15.80	30.00	-14.06
		106T	53	15.31	15.19	15.31	15.19	30.00	-14.69
			54	15.53	15.44	15.53	15.44	30.00	-14.47
			56	15.70	15.36	15.70	15.36	30.00	-14.30
		52T	37	15.02	14.90	15.02	14.90	30.00	-14.98
			40	14.98	15.62	14.98	15.62	30.00	-14.38
			44	15.10	15.02	15.10	15.02	30.00	-14.90
		26T	0	12.14	12.22	12.14	12.22	30.00	-17.78
			8	13.67	13.65	13.67	13.65	30.00	-16.33
			17	13.11	12.85	13.11	12.85	30.00	-16.89

UL VERIFICATION SERVICES INC.
47173 Benicia Street, Fremont, CA 94538; USA TEL:(510) 771-1000 FAX:(510) 661-0888
This report shall not be reproduced except in full, without the written approval of UL Verification Services Inc.

2TX Antenna 1 + Antenna 2 SU MODE

Antenna Gain and Limit

Channel	Frequency (MHz)	Directional Gain For Power (dBi)	Power Limit (dBm)
Low	5755	-4.99	30.00
High	5795	-4.99	30.00

Output Power Results

Channel	Frequency (MHz)	Chain 0 Meas Power (dBm)	Chain 1 Meas Power (dBm)	Total Corr'd Power (dBm)	Power Limit (dBm)	Power Margin (dB)
Low	5755	15.81	15.86	18.85	30.00	-11.15
High	5795	15.77	15.82	18.81	30.00	-11.19

UL VERIFICATION SERVICES INC.
47173 Benicia Street, Fremont, CA 94538; USA TEL:(510) 771-1000 FAX:(510) 661-0888
This report shall not be reproduced except in full, without the written approval of UL Verification Services Inc.

2TX Antenna 1 + Antenna 2 OFDMA MODE – 484-Tones, RU Index 65

Antenna Gain and Limit

Channel	Frequency (MHz)	Directional Gain For Power (dBi)	Directional Gain For PSD (dBi)	Power Limit (dBm)	PSD Limit (dBm/ 1MHz)
Low	5755	-4.99	-2.01	30.00	30.00
High	5795	-4.99	-2.01	30.00	30.00

Duty Cycle CF (dB)	1.13	Included in Calculations of Corr'd PSD

Output Power Results

Channel	Frequency (MHz)	Chain 0 Meas Power (dBm)	Chain 1 Meas Power (dBm)	Total Corr'd Power (dBm)	Power Limit (dBm)	Power Margin (dB)
Low	5755	15.90	16.12	19.02	30.00	-10.98
High	5795	15.81	15.90	18.87	30.00	-11.13

PSD Results

Channel	Frequency (MHz)	Chain 0 Meas PSD (dBm/ 500kHz)	Chain 1 Meas PSD (dBm/ 500kHz)	Total Corr'd PSD (dBm/ 500kHz)	PSD Limit (dBm/ 500kHz)	PSD Margin (dB)
Low	5755	-1.813	-1.060	2.72	30.00	-27.28
High	5795	-1.027	-0.846	3.20	30.00	-26.80

UL VERIFICATION SERVICES INC.
47173 Benicia Street, Fremont, CA 94538; USA TEL:(510) 771-1000 FAX:(510) 661-0888
This report shall not be reproduced except in full, without the written approval of UL Verification Services Inc.

LOW CHANNEL

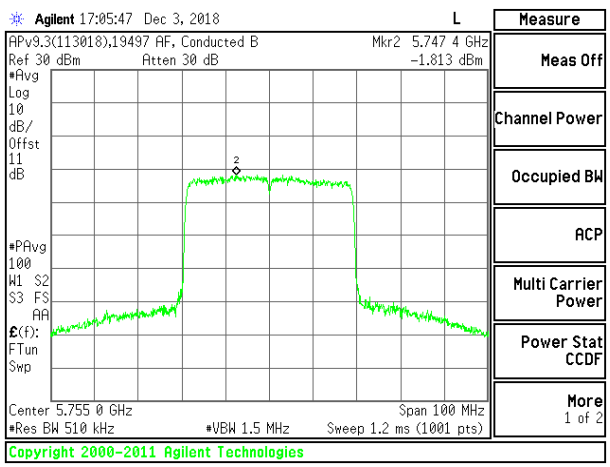

LOW CHANNEL CHAIN 0

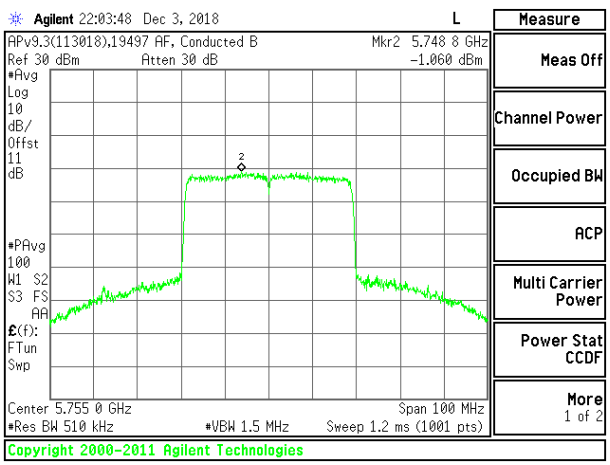

LOW CHANNEL CHAIN 1

HIGH CHANNEL

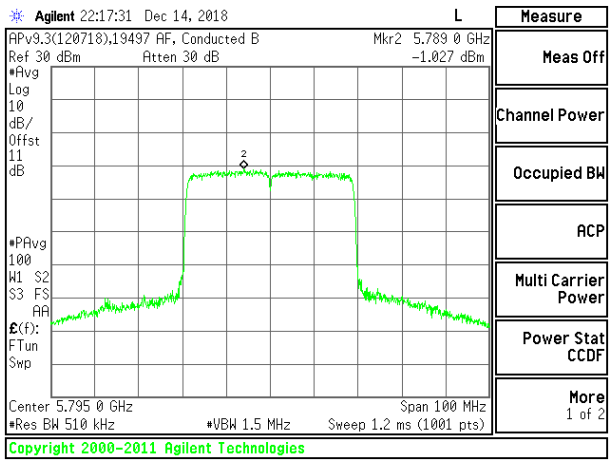

HIGH CHANNEL CHAIN 0

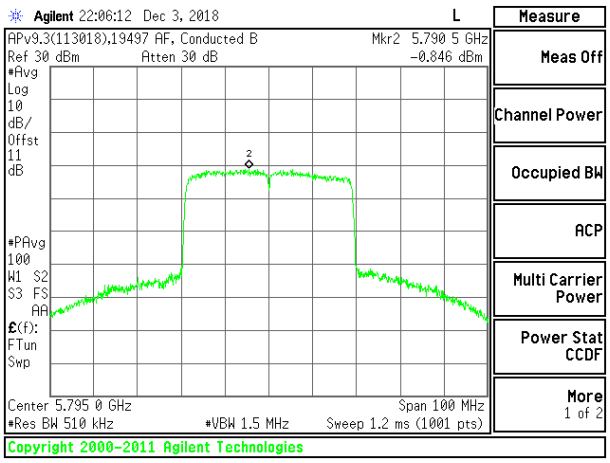

HIGH CHANNEL CHAIN 1

UL VERIFICATION SERVICES INC.
47173 Benicia Street, Fremont, CA 94538; USA TEL:(510) 771-1000 FAX:(510) 661-0888
This report shall not be reproduced except in full, without the written approval of UL Verification Services Inc.

2TX Antenna 1 + Antenna 2 OFDMA MODE – 242-Tones, RU Index 61

Antenna Gain and Limit

Channel	Frequency (MHz)	Directional Gain For Power (dBi)	Directional Gain For PSD (dBi)	Power Limit (dBm)	PSD Limit (dBm/ 1MHz)
Low	5755	-4.99	-2.01	30.00	30.00
High	5795	-4.99	-2.01	30.00	30.00

Duty Cycle CF (dB)	0.68	Included in Calculations of Corr'd PSD

Output Power Results

Channel	Frequency (MHz)	Chain 0 Meas Power (dBm)	Chain 1 Meas Power (dBm)	Total Corr'd Power (dBm)	Power Limit (dBm)	Power Margin (dB)
Low	5755	16.24	16.08	19.17	30.00	-10.83
High	5795	15.51	15.65	18.59	30.00	-11.41

PSD Results

Channel	Frequency (MHz)	Chain 0 Meas PSD (dBm/ 500kHz)	Chain 1 Meas PSD (dBm/ 500kHz)	Total Corr'd PSD (dBm/ 500kHz)	PSD Limit (dBm/ 500kHz)	PSD Margin (dB)
Low	5755	1.206	1.795	5.20	30.00	-24.80
High	5795	1.064	1.674	5.07	30.00	-24.93

UL VERIFICATION SERVICES INC.
47173 Benicia Street, Fremont, CA 94538; USA TEL:(510) 771-1000 FAX:(510) 661-0888
This report shall not be reproduced except in full, without the written approval of UL Verification Services Inc.

LOW CHANNEL

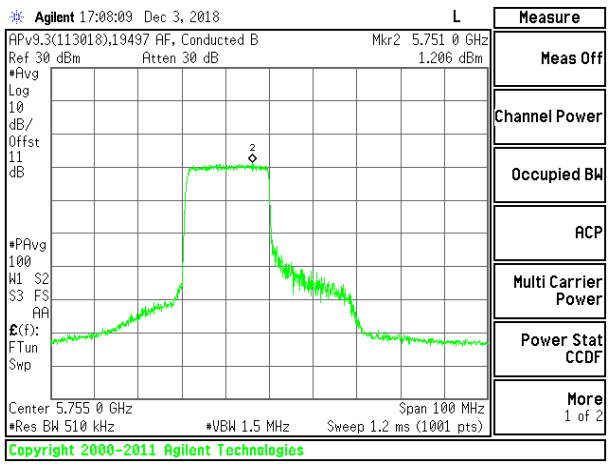

LOW CHANNEL CHAIN 0

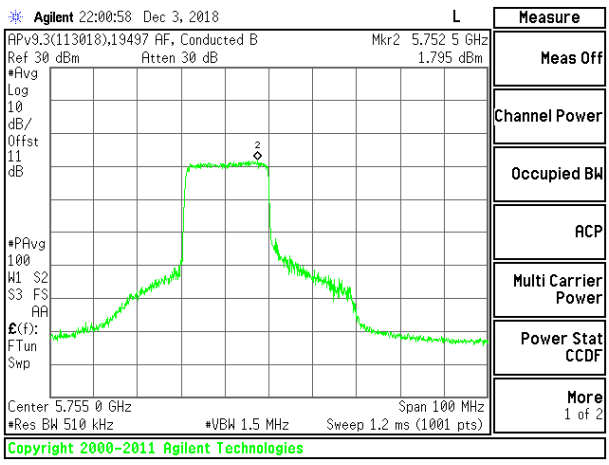

LOW CHANNEL CHAIN 1

HIGH CHANNEL

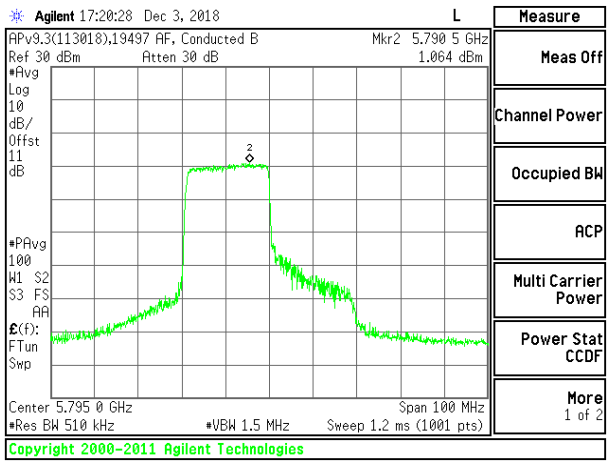

HIGH CHANNEL CHAIN 0

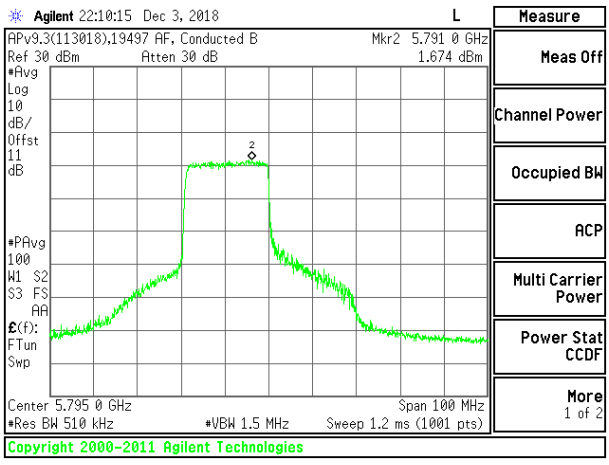

HIGH CHANNEL CHAIN 1

UL VERIFICATION SERVICES INC.
47173 Benicia Street, Fremont, CA 94538; USA TEL:(510) 771-1000 FAX:(510) 661-0888
This report shall not be reproduced except in full, without the written approval of UL Verification Services Inc.

2TX Antenna 1 + Antenna 2 OFDMA MODE – 242-Tones, RU Index 62

Antenna Gain and Limit

Channel	Frequency (MHz)	Directional Gain For Power (dBi)	Directional Gain For PSD (dBi)	Power Limit (dBm)	PSD Limit (dBm/ 1MHz)
Low	5755	-4.99	-2.01	30.00	30.00
High	5795	-4.99	-2.01	30.00	30.00

Duty Cycle CF (dB)	0.68	Included in Calculations of Corr'd PSD

Output Power Results

Channel	Frequency (MHz)	Chain 0 Meas Power (dBm)	Chain 1 Meas Power (dBm)	Total Corr'd Power (dBm)	Power Limit (dBm)	Power Margin (dB)
Low	5755	15.70	15.70	18.71	30.00	-11.29
High	5795	15.96	15.83	18.91	30.00	-11.09

PSD Results

Channel	Frequency (MHz)	Chain 0 Meas PSD (dBm/ 500kHz)	Chain 1 Meas PSD (dBm/ 500kHz)	Total Corr'd PSD (dBm/ 500kHz)	PSD Limit (dBm/ 500kHz)	PSD Margin (dB)
Low	5755	1.036	1.640	5.04	30.00	-24.96
High	5795	1.480	2.643	5.79	30.00	-24.21

UL VERIFICATION SERVICES INC.
47173 Benicia Street, Fremont, CA 94538; USA TEL:(510) 771-1000 FAX:(510) 661-0888
This report shall not be reproduced except in full, without the written approval of UL Verification Services Inc.

LOW CHANNEL

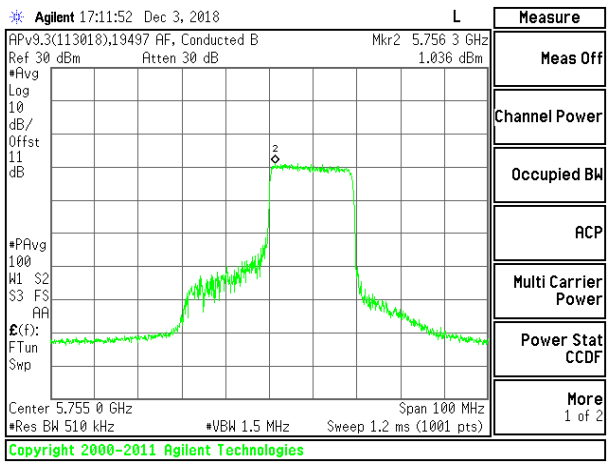

LOW CHANNEL CHAIN 0

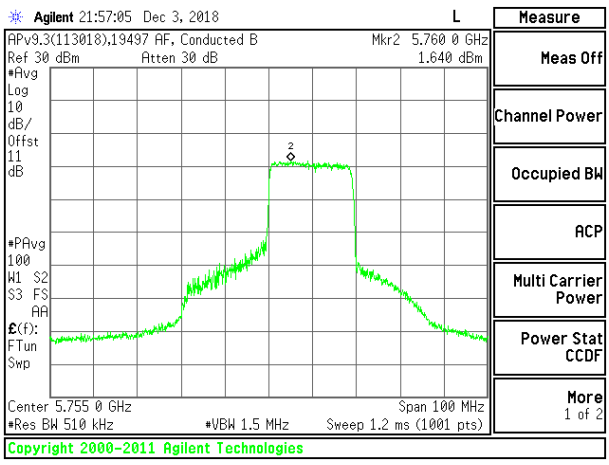

LOW CHANNEL CHAIN 1

HIGH CHANNEL

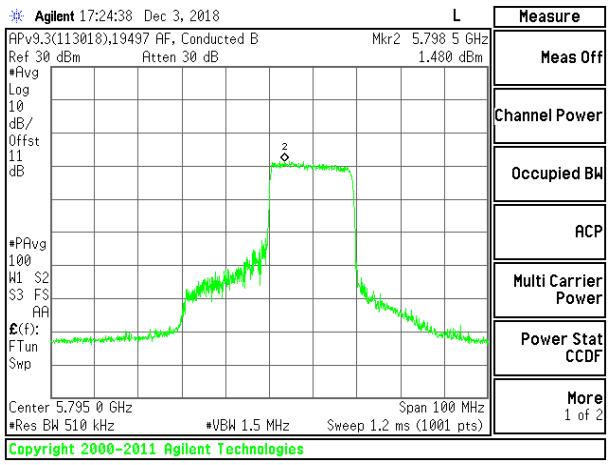

HIGH CHANNEL CHAIN 0

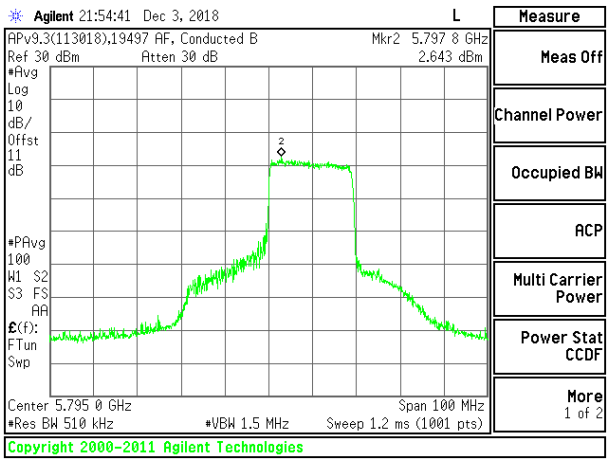

HIGH CHANNEL CHAIN 1

UL VERIFICATION SERVICES INC.
47173 Benicia Street, Fremont, CA 94538; USA TEL:(510) 771-1000 FAX:(510) 661-0888
This report shall not be reproduced except in full, without the written approval of UL Verification Services Inc.

2TX Antenna 1 + Antenna 2 OFDMA MODE – 106-Tones, RU Index 53

Antenna Gain and Limit

Channel	Frequency (MHz)	Directional Gain For Power (dBi)	Directional Gain For PSD (dBi)	Power Limit (dBm)	PSD Limit (dBm/ 1MHz)
Low	5755	-4.99	-2.01	30.00	30.00
High	5795	-4.99	-2.01	30.00	30.00

Duty Cycle CF (dB)	0.49	Included in Calculations of Corr'd PSD

Output Power Results

Channel	Frequency (MHz)	Chain 0 Meas Power (dBm)	Chain 1 Meas Power (dBm)	Total Corr'd Power (dBm)	Power Limit (dBm)	Power Margin (dB)
Low	5755	16.01	15.93	18.98	30.00	-11.02
High	5795	15.37	15.25	18.32	30.00	-11.68

PSD Results

Channel	Frequency (MHz)	Chain 0 Meas PSD (dBm/ 500kHz)	Chain 1 Meas PSD (dBm/ 500kHz)	Total Corr'd PSD (dBm/ 500kHz)	PSD Limit (dBm/ 500kHz)	PSD Margin (dB)
Low	5755	4.918	5.368	8.65	30.00	-21.35
High	5795	4.144	4.826	8.00	30.00	-22.00

UL VERIFICATION SERVICES INC.
47173 Benicia Street, Fremont, CA 94538; USA TEL:(510) 771-1000 FAX:(510) 661-0888
This report shall not be reproduced except in full, without the written approval of UL Verification Services Inc.

LOW CHANNEL

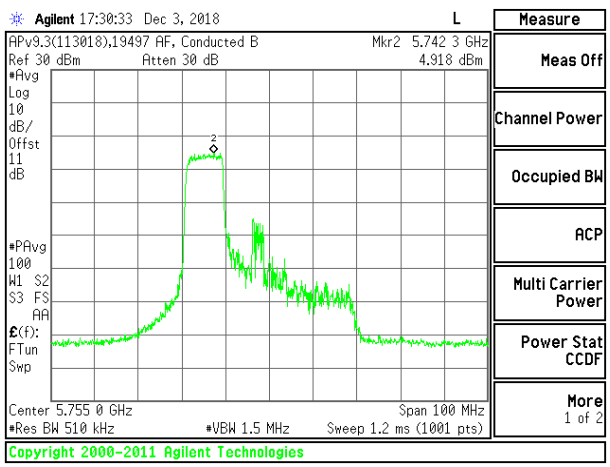

LOW CHANNEL CHAIN 0

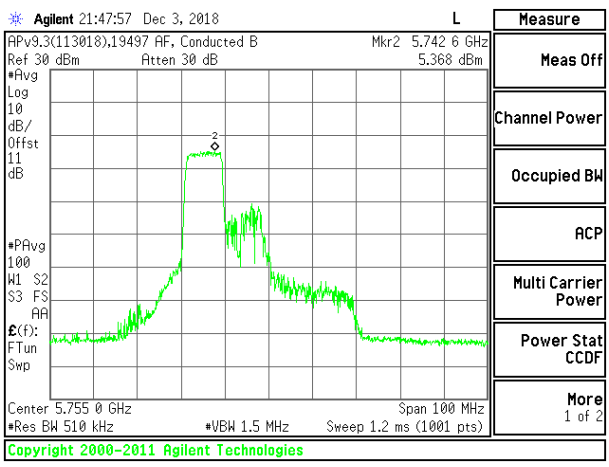

LOW CHANNEL CHAIN 1

HIGH CHANNEL

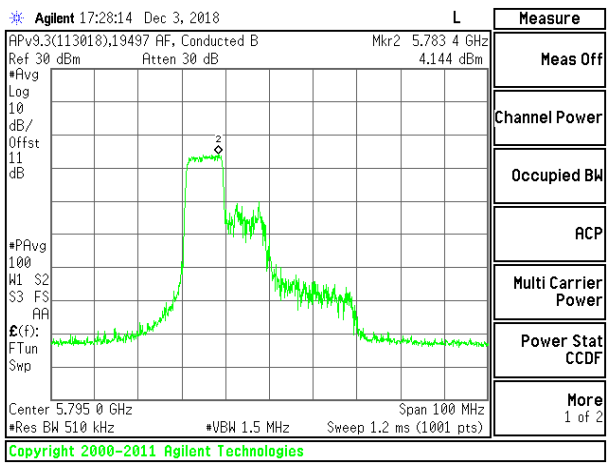

HIGH CHANNEL CHAIN 0

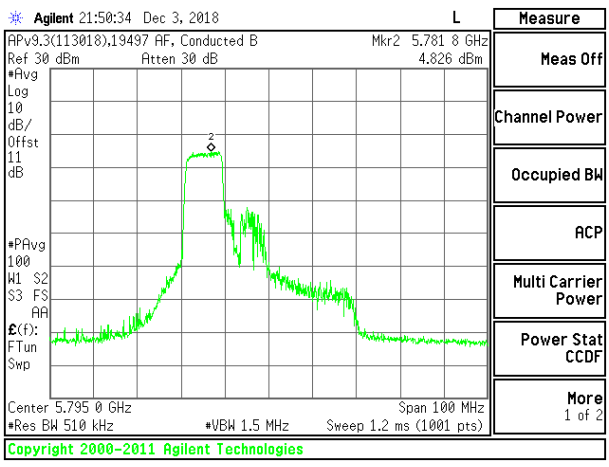

HIGH CHANNEL CHAIN 1

UL VERIFICATION SERVICES INC.
47173 Benicia Street, Fremont, CA 94538; USA TEL:(510) 771-1000 FAX:(510) 661-0888
This report shall not be reproduced except in full, without the written approval of UL Verification Services Inc.

2TX Antenna 1 + Antenna 2 OFDMA MODE – 106-Tones, RU Index 54

Antenna Gain and Limit

Channel	Frequency (MHz)	Directional Gain For Power (dBi)	Directional Gain For PSD (dBi)	Power Limit (dBm)	PSD Limit (dBm/ 1MHz)
Low	5755	-4.99	-2.01	30.00	30.00
High	5795	-4.99	-2.01	30.00	30.00

Duty Cycle CF (dB)	0.49	Included in Calculations of Corr'd PSD

Output Power Results

Channel	Frequency (MHz)	Chain 0 Meas Power (dBm)	Chain 1 Meas Power (dBm)	Total Corr'd Power (dBm)	Power Limit (dBm)	Power Margin (dB)
Low	5755	16.21	16.01	19.12	30.00	-10.88
High	5795	15.60	15.57	18.60	30.00	-11.40

PSD Results

Channel	Frequency (MHz)	Chain 0 Meas PSD (dBm/ 500kHz)	Chain 1 Meas PSD (dBm/ 500kHz)	Total Corr'd PSD (dBm/ 500kHz)	PSD Limit (dBm/ 500kHz)	PSD Margin (dB)
Low	5755	4.578	5.138	8.37	30.00	-21.63
High	5795	4.835	5.113	8.48	30.00	-21.52

UL VERIFICATION SERVICES INC.
47173 Benicia Street, Fremont, CA 94538; USA TEL:(510) 771-1000 FAX:(510) 661-0888
This report shall not be reproduced except in full, without the written approval of UL Verification Services Inc.

LOW CHANNEL

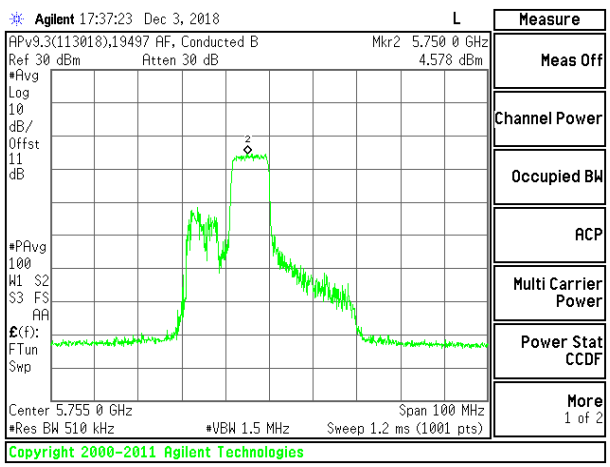

LOW CHANNEL CHAIN 0

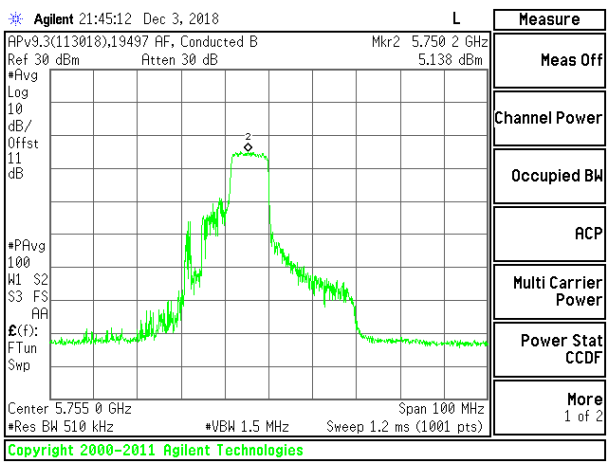

LOW CHANNEL CHAIN 1

HIGH CHANNEL

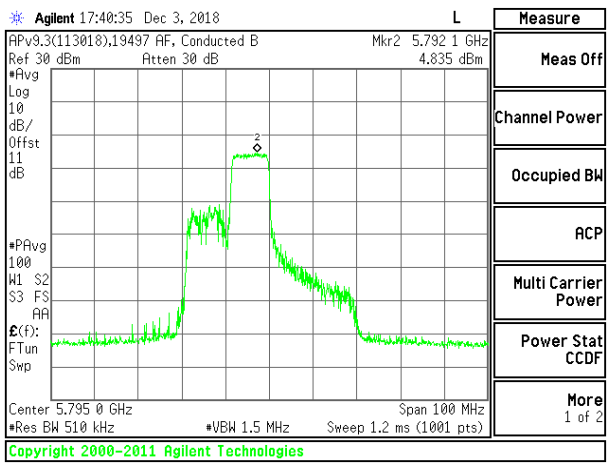

HIGH CHANNEL CHAIN 0

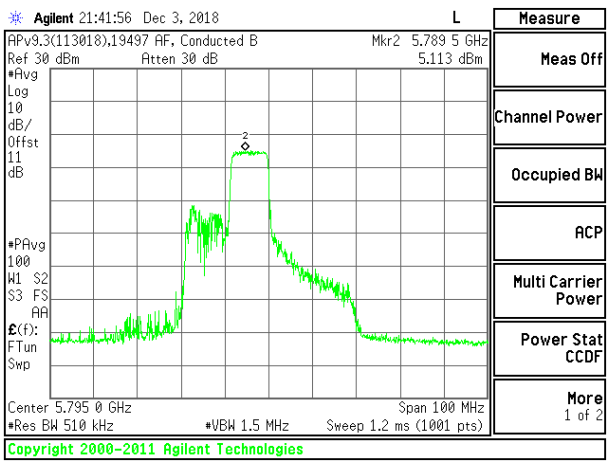

HIGH CHANNEL CHAIN 1

UL VERIFICATION SERVICES INC.
47173 Benicia Street, Fremont, CA 94538; USA TEL:(510) 771-1000 FAX:(510) 661-0888
This report shall not be reproduced except in full, without the written approval of UL Verification Services Inc.

2TX Antenna 1 + Antenna 2 OFDMA MODE – 106-Tones, RU Index 56

Antenna Gain and Limit

Channel	Frequency (MHz)	Directional Gain For Power (dBi)	Directional Gain For PSD (dBi)	Power Limit (dBm)	PSD Limit (dBm/ 1MHz)
Low	5755	-4.99	-2.01	30.00	30.00
High	5795	-4.99	-2.01	30.00	30.00

Duty Cycle CF (dB)	0.49	Included in Calculations of Corr'd PSD

Output Power Results

Channel	Frequency (MHz)	Chain 0 Meas Power (dBm)	Chain 1 Meas Power (dBm)	Total Corr'd Power (dBm)	Power Limit (dBm)	Power Margin (dB)
Low	5755	15.63	15.41	18.53	30.00	-11.47
High	5795	15.81	15.44	18.64	30.00	-11.36

PSD Results

Channel	Frequency (MHz)	Chain 0 Meas PSD (dBm/ 500kHz)	Chain 1 Meas PSD (dBm/ 500kHz)	Total Corr'd PSD (dBm/ 500kHz)	PSD Limit (dBm/ 500kHz)	PSD Margin (dB)
Low	5755	4.093	4.880	8.00	30.00	-22.00
High	5795	4.095	5.107	8.13	30.00	-21.87

UL VERIFICATION SERVICES INC.
47173 Benicia Street, Fremont, CA 94538; USA TEL:(510) 771-1000 FAX:(510) 661-0888
This report shall not be reproduced except in full, without the written approval of UL Verification Services Inc.

LOW CHANNEL

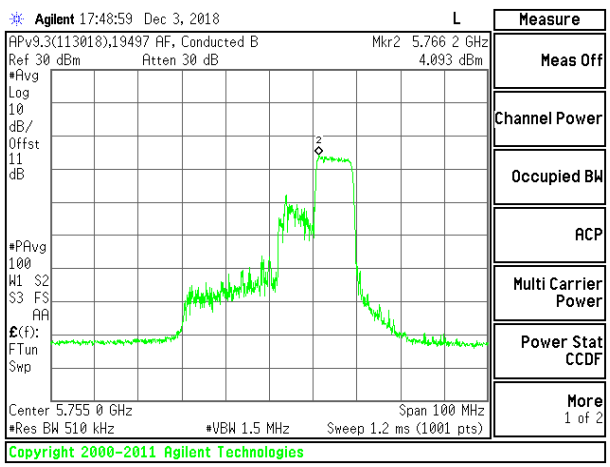

LOW CHANNEL CHAIN 0

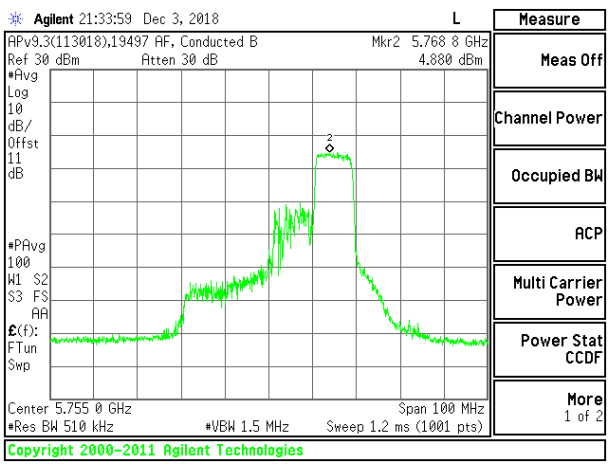

LOW CHANNEL CHAIN 1

HIGH CHANNEL

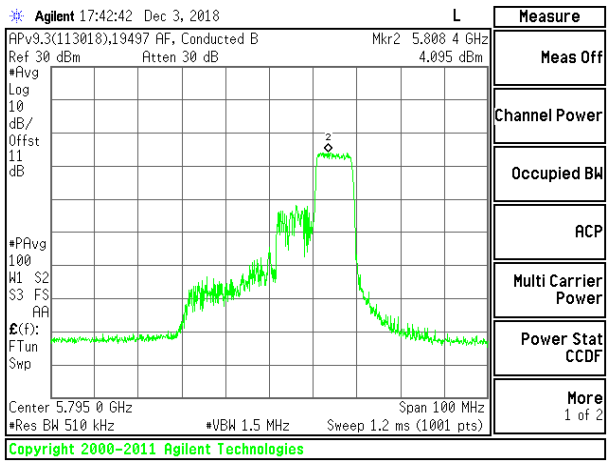

HIGH CHANNEL CHAIN 0

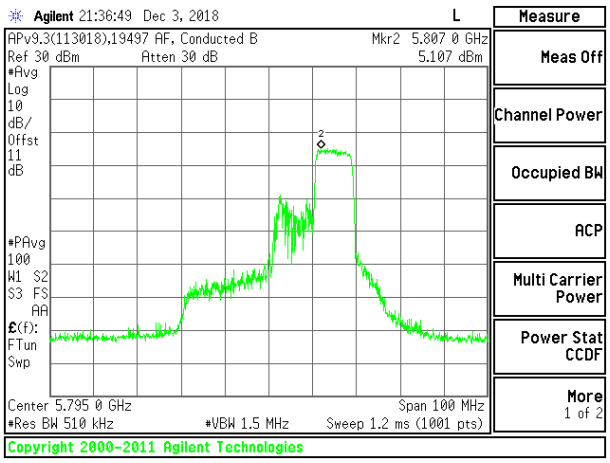

HIGH CHANNEL CHAIN 1

UL VERIFICATION SERVICES INC.
47173 Benicia Street, Fremont, CA 94538; USA TEL:(510) 771-1000 FAX:(510) 661-0888
This report shall not be reproduced except in full, without the written approval of UL Verification Services Inc.

2TX Antenna 1 + Antenna 2 OFDMA MODE – 52-Tones, RU Index 37

Antenna Gain and Limit

Channel	Frequency (MHz)	Directional Gain For Power (dBi)	Directional Gain For PSD (dBi)	Power Limit (dBm)	PSD Limit (dBm/ 1MHz)
Low	5755	-4.99	-2.01	30.00	30.00
High	5795	-4.99	-2.01	30.00	30.00

Duty Cycle CF (dB)	0.21	Included in Calculations of Corr'd PSD

Output Power Results

Channel	Frequency (MHz)	Chain 0 Meas Power (dBm)	Chain 1 Meas Power (dBm)	Total Corr'd Power (dBm)	Power Limit (dBm)	Power Margin (dB)
Low	5755	15.83	15.55	18.70	30.00	-11.30
High	5795	15.10	14.97	18.05	30.00	-11.95

PSD Results

Channel	Frequency (MHz)	Chain 0 Meas PSD (dBm/ 500kHz)	Chain 1 Meas PSD (dBm/ 500kHz)	Total Corr'd PSD (dBm/ 500kHz)	PSD Limit (dBm/ 500kHz)	PSD Margin (dB)
Low	5755	8.056	8.643	11.58	30.00	-18.42
High	5795	7.482	7.831	10.88	30.00	-19.12

UL VERIFICATION SERVICES INC.
47173 Benicia Street, Fremont, CA 94538; USA TEL:(510) 771-1000 FAX:(510) 661-0888
This report shall not be reproduced except in full, without the written approval of UL Verification Services Inc.

LOW CHANNEL

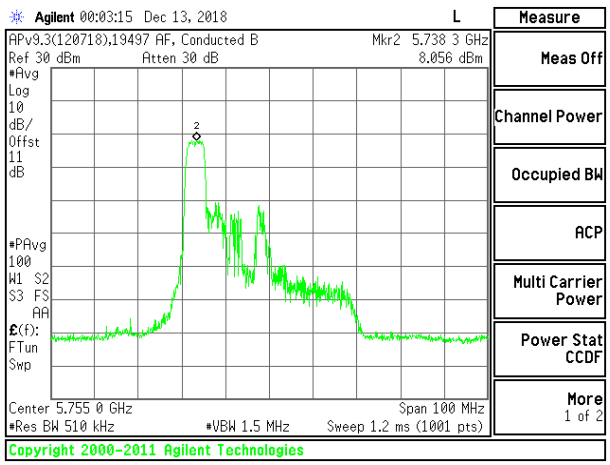

LOW CHANNEL CHAIN 0

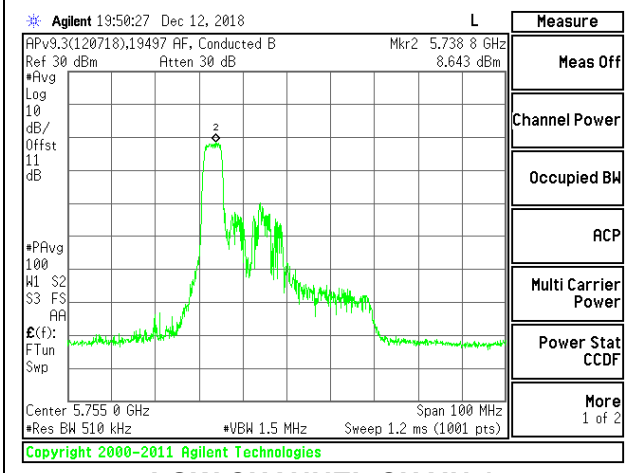

LOW CHANNEL CHAIN 1

HIGH CHANNEL

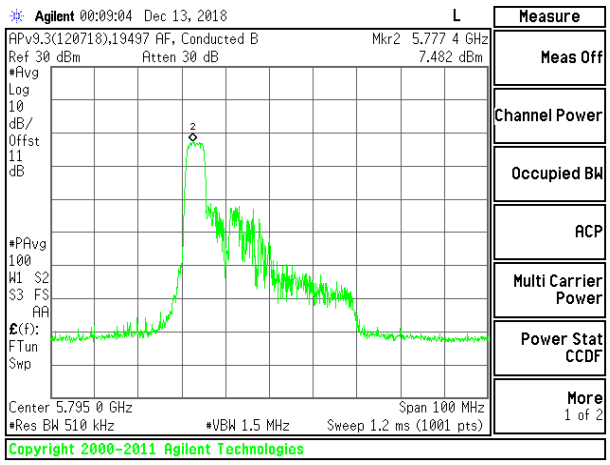

HIGH CHANNEL CHAIN 0

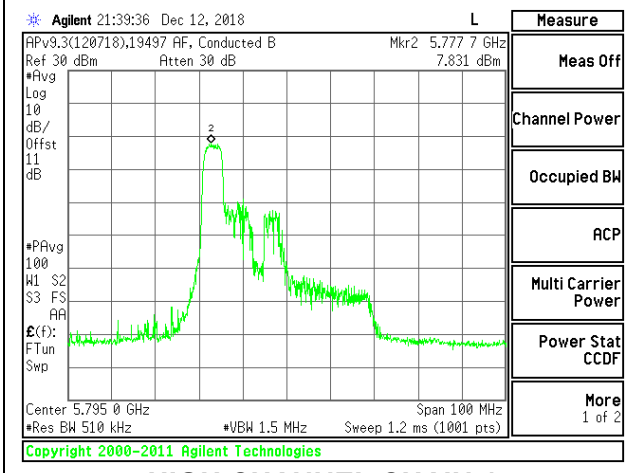

HIGH CHANNEL CHAIN 1

UL VERIFICATION SERVICES INC.
47173 Benicia Street, Fremont, CA 94538; USA TEL:(510) 771-1000 FAX:(510) 661-0888
This report shall not be reproduced except in full, without the written approval of UL Verification Services Inc.

2TX Antenna 1 + Antenna 2 OFDMA MODE – 52-Tones, RU Index 40

Antenna Gain and Limit

Channel	Frequency (MHz)	Directional Gain For Power (dBi)	Directional Gain For PSD (dBi)	Power Limit (dBm)	PSD Limit (dBm/ 1MHz)
Low	5755	-4.99	-2.01	30.00	30.00
High	5795	-4.99	-2.01	30.00	30.00

Duty Cycle CF (dB)	0.21	Included in Calculations of Corr'd PSD

Output Power Results

Channel	Frequency (MHz)	Chain 0 Meas Power (dBm)	Chain 1 Meas Power (dBm)	Total Corr'd Power (dBm)	Power Limit (dBm)	Power Margin (dB)
Low	5755	15.69	16.01	18.86	30.00	-11.14
High	5795	15.01	15.64	18.35	30.00	-11.65

PSD Results

Channel	Frequency (MHz)	Chain 0 Meas PSD (dBm/ 500kHz)	Chain 1 Meas PSD (dBm/ 500kHz)	Total Corr'd PSD (dBm/ 500kHz)	PSD Limit (dBm/ 500kHz)	PSD Margin (dB)
Low	5755	8.321	8.474	11.62	30.00	-18.38
High	5795	8.746	8.701	11.94	30.00	-18.06

UL VERIFICATION SERVICES INC.
47173 Benicia Street, Fremont, CA 94538; USA TEL:(510) 771-1000 FAX:(510) 661-0888
This report shall not be reproduced except in full, without the written approval of UL Verification Services Inc.

LOW CHANNEL

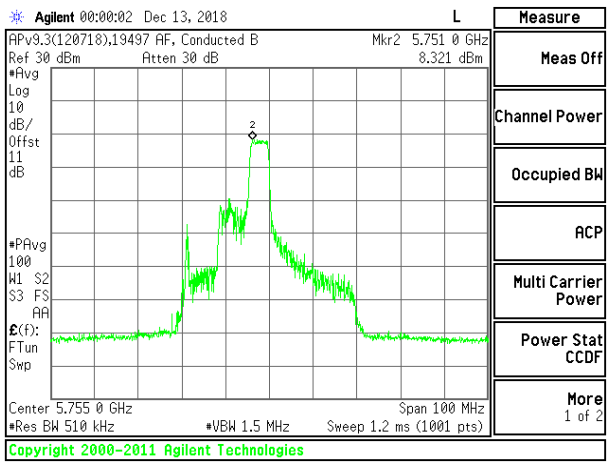

LOW CHANNEL CHAIN 0

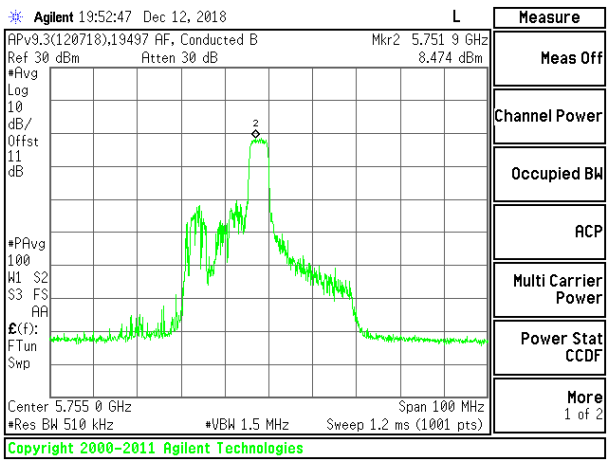

LOW CHANNEL CHAIN 1

HIGH CHANNEL

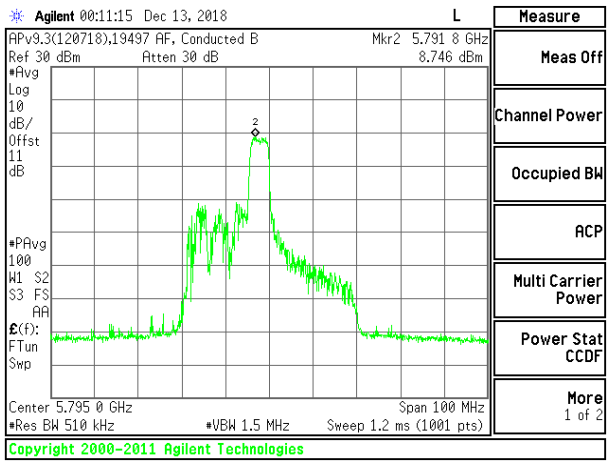

HIGH CHANNEL CHAIN 0

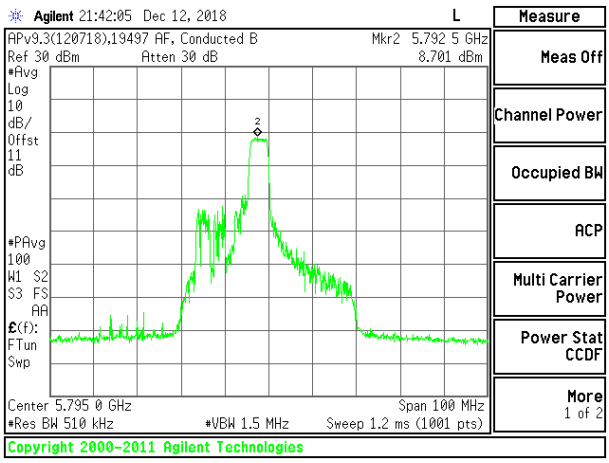

HIGH CHANNEL CHAIN 1

UL VERIFICATION SERVICES INC.
47173 Benicia Street, Fremont, CA 94538; USA TEL:(510) 771-1000 FAX:(510) 661-0888
This report shall not be reproduced except in full, without the written approval of UL Verification Services Inc.

2TX Antenna 1 + Antenna 2 OFDMA MODE – 52-Tones, RU Index 44

Antenna Gain and Limit

Channel	Frequency (MHz)	Directional Gain For Power (dBi)	Directional Gain For PSD (dBi)	Power Limit (dBm)	PSD Limit (dBm/ 1MHz)
Low	5755	-4.99	-2.01	30.00	30.00
High	5795	-4.99	-2.01	30.00	30.00

Duty Cycle CF (dB)	0.21	Included in Calculations of Corr'd PSD

Output Power Results

Channel	Frequency (MHz)	Chain 0 Meas Power (dBm)	Chain 1 Meas Power (dBm)	Total Corr'd Power (dBm)	Power Limit (dBm)	Power Margin (dB)
Low	5755	15.15	15.13	18.15	30.00	-11.85
High	5795	15.18	15.08	18.14	30.00	-11.86

PSD Results

Channel	Frequency (MHz)	Chain 0 Meas PSD (dBm/ 500kHz)	Chain 1 Meas PSD (dBm/ 500kHz)	Total Corr'd PSD (dBm/ 500kHz)	PSD Limit (dBm/ 500kHz)	PSD Margin (dB)
Low	5755	8.183	7.997	11.31	30.00	-18.69
High	5795	7.579	8.007	11.02	30.00	-18.98

UL VERIFICATION SERVICES INC.
47173 Benicia Street, Fremont, CA 94538; USA TEL:(510) 771-1000 FAX:(510) 661-0888
This report shall not be reproduced except in full, without the written approval of UL Verification Services Inc.

LOW CHANNEL

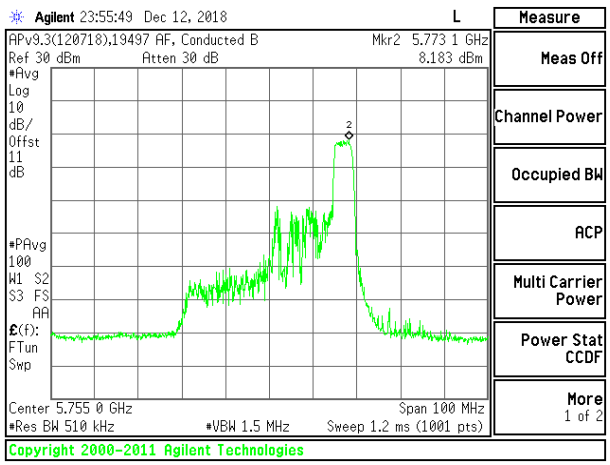

LOW CHANNEL CHAIN 0

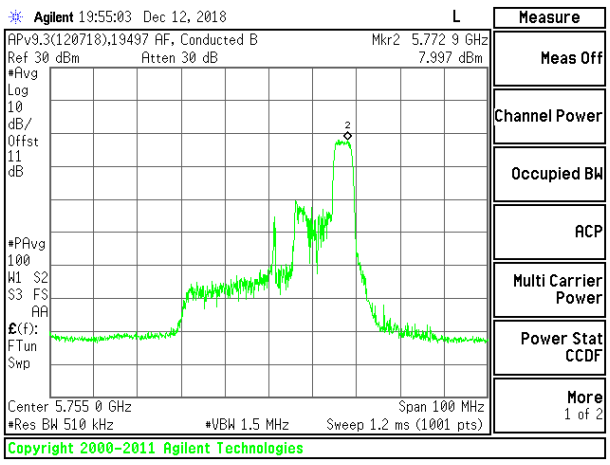

LOW CHANNEL CHAIN 1

HIGH CHANNEL

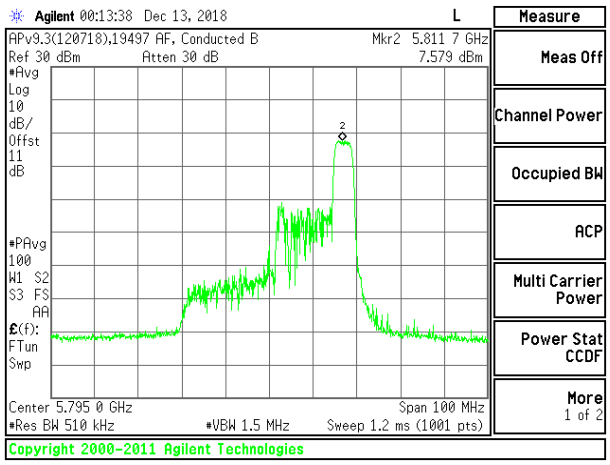

HIGH CHANNEL CHAIN 0

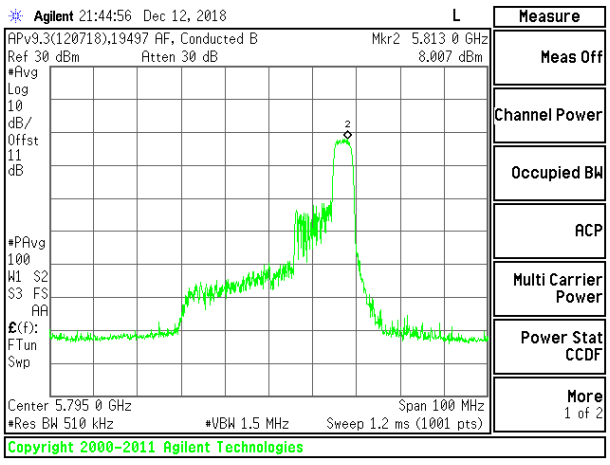

HIGH CHANNEL CHAIN 1

UL VERIFICATION SERVICES INC.
47173 Benicia Street, Fremont, CA 94538; USA TEL:(510) 771-1000 FAX:(510) 661-0888
This report shall not be reproduced except in full, without the written approval of UL Verification Services Inc.

2TX Antenna 1 + Antenna 2 OFDMA MODE – 26-Tones, RU Index 0

Antenna Gain and Limit

Channel	Frequency (MHz)	Directional Gain For Power (dBi)	Directional Gain For PSD (dBi)	Power Limit (dBm)	PSD Limit (dBm/ 1MHz)
Low	5755	-4.99	-2.01	30.00	30.00
High	5795	-4.99	-2.01	30.00	30.00

Duty Cycle CF (dB)	0.11	Included in Calculations of Corr'd PSD

Output Power Results

Channel	Frequency (MHz)	Chain 0 Meas Power (dBm)	Chain 1 Meas Power (dBm)	Total Corr'd Power (dBm)	Power Limit (dBm)	Power Margin (dB)
Low	5755	14.13	13.72	16.94	30.00	-13.06
High	5795	12.87	12.95	15.92	30.00	-14.08

PSD Results

Channel	Frequency (MHz)	Chain 0 Meas PSD (dBm/ 500kHz)	Chain 1 Meas PSD (dBm/ 500kHz)	Total Corr'd PSD (dBm/ 500kHz)	PSD Limit (dBm/ 500kHz)	PSD Margin (dB)
Low	5755	9.209	8.782	12.12	30.00	-17.88
High	5795	8.525	8.184	11.48	30.00	-18.52

UL VERIFICATION SERVICES INC.
47173 Benicia Street, Fremont, CA 94538; USA TEL:(510) 771-1000 FAX:(510) 661-0888
This report shall not be reproduced except in full, without the written approval of UL Verification Services Inc.

LOW CHANNEL

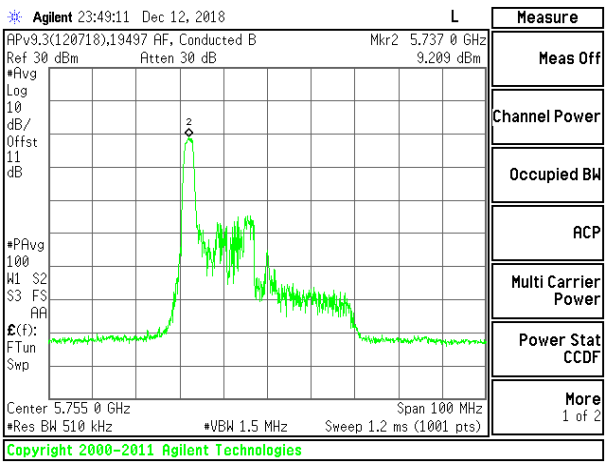

LOW CHANNEL CHAIN 0

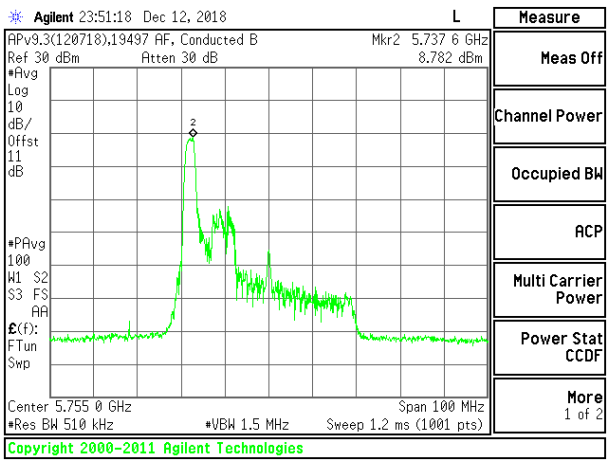

LOW CHANNEL CHAIN 1

HIGH CHANNEL

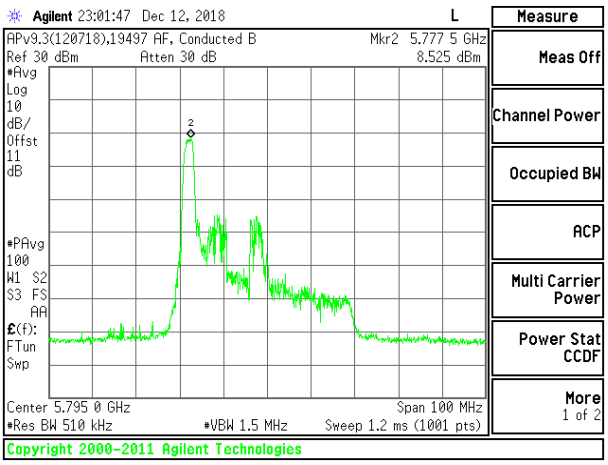

HIGH CHANNEL CHAIN 0

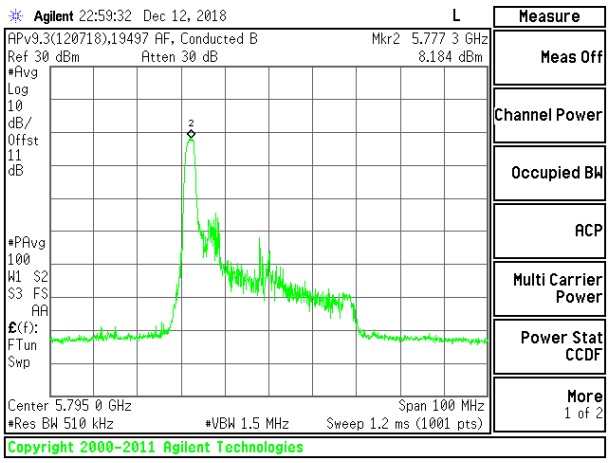

HIGH CHANNEL CHAIN 1

UL VERIFICATION SERVICES INC.
47173 Benicia Street, Fremont, CA 94538; USA TEL:(510) 771-1000 FAX:(510) 661-0888
This report shall not be reproduced except in full, without the written approval of UL Verification Services Inc.

2TX Antenna 1 + Antenna 2 OFDMA MODE – 26-Tones, RU Index 8

Antenna Gain and Limit

Channel	Frequency (MHz)	Directional Gain For Power (dBi)	Directional Gain For PSD (dBi)	Power Limit (dBm)	PSD Limit (dBm/ 1MHz)
Low	5755	-4.99	-2.01	30.00	30.00
High	5795	-4.99	-2.01	30.00	30.00

Duty Cycle CF (dB)	0.11	Included in Calculations of Corr'd PSD

Output Power Results

Channel	Frequency (MHz)	Chain 0 Meas Power (dBm)	Chain 1 Meas Power (dBm)	Total Corr'd Power (dBm)	Power Limit (dBm)	Power Margin (dB)
Low	5755	14.19	14.14	17.18	30.00	-12.82
High	5795	13.77	13.73	16.76	30.00	-13.24

PSD Results

Channel	Frequency (MHz)	Chain 0 Meas PSD (dBm/ 500kHz)	Chain 1 Meas PSD (dBm/ 500kHz)	Total Corr'd PSD (dBm/ 500kHz)	PSD Limit (dBm/ 500kHz)	PSD Margin (dB)
Low	5755	9.048	9.728	12.52	30.00	-17.48
High	5795	9.563	9.563	12.68	30.00	-17.32

UL VERIFICATION SERVICES INC.
47173 Benicia Street, Fremont, CA 94538; USA TEL:(510) 771-1000 FAX:(510) 661-0888
This report shall not be reproduced except in full, without the written approval of UL Verification Services Inc.

LOW CHANNEL

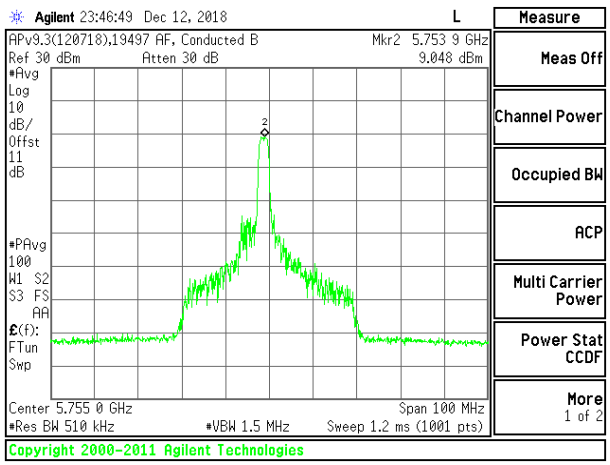

LOW CHANNEL CHAIN 0

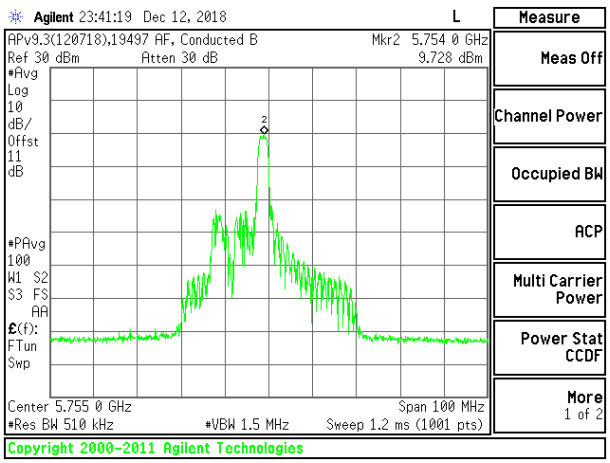

LOW CHANNEL CHAIN 1

HIGH CHANNEL

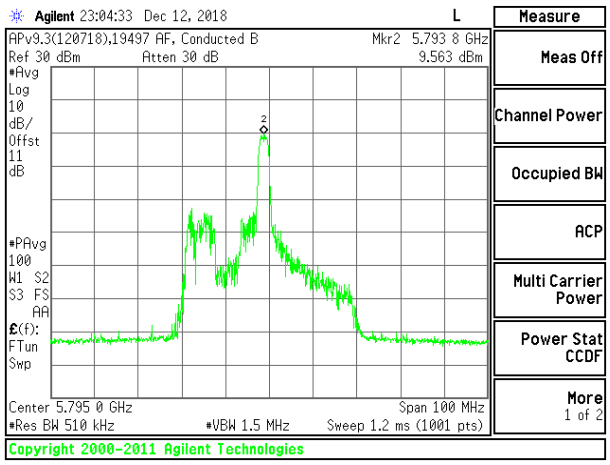

HIGH CHANNEL CHAIN 0

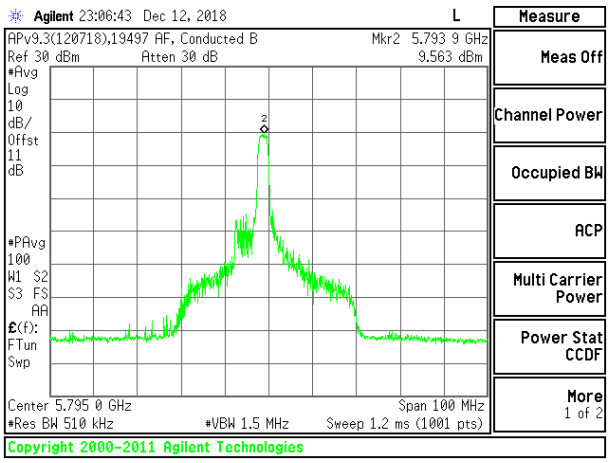

HIGH CHANNEL CHAIN 1

UL VERIFICATION SERVICES INC.
47173 Benicia Street, Fremont, CA 94538; USA TEL:(510) 771-1000 FAX:(510) 661-0888
This report shall not be reproduced except in full, without the written approval of UL Verification Services Inc.

2TX Antenna 1 + Antenna 2 OFDMA MODE – 26-Tones, RU Index 17

Antenna Gain and Limit

Channel	Frequency (MHz)	Directional Gain For Power (dBi)	Directional Gain For PSD (dBi)	Power Limit (dBm)	PSD Limit (dBm/ 1MHz)
Low	5755	-4.99	-2.01	30.00	30.00
High	5795	-4.99	-2.01	30.00	30.00

Duty Cycle CF (dB)	0.11	Included in Calculations of Corr'd PSD

Output Power Results

Channel	Frequency (MHz)	Chain 0 Meas Power (dBm)	Chain 1 Meas Power (dBm)	Total Corr'd Power (dBm)	Power Limit (dBm)	Power Margin (dB)
Low	5755	13.02	12.71	15.88	30.00	-14.12
High	5795	13.18	12.93	16.07	30.00	-13.93

PSD Results

Channel	Frequency (MHz)	Chain 0 Meas PSD (dBm/ 500kHz)	Chain 1 Meas PSD (dBm/ 500kHz)	Total Corr'd PSD (dBm/ 500kHz)	PSD Limit (dBm/ 500kHz)	PSD Margin (dB)
Low	5755	8.828	8.682	11.88	30.00	-18.12
High	5795	8.428	8.462	11.57	30.00	-18.43

UL VERIFICATION SERVICES INC.
47173 Benicia Street, Fremont, CA 94538; USA TEL:(510) 771-1000 FAX:(510) 661-0888
This report shall not be reproduced except in full, without the written approval of UL Verification Services Inc.

LOW CHANNEL

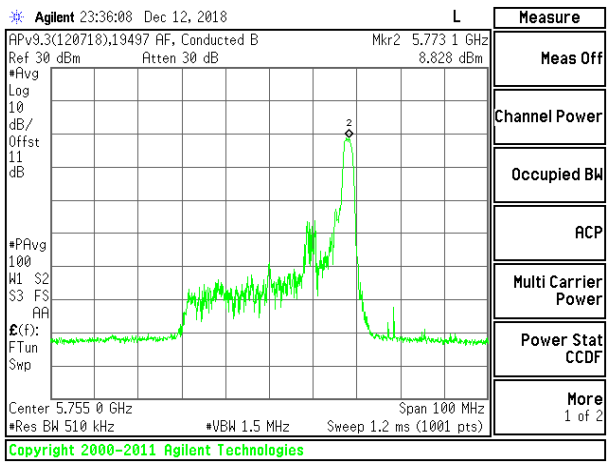

LOW CHANNEL CHAIN 0

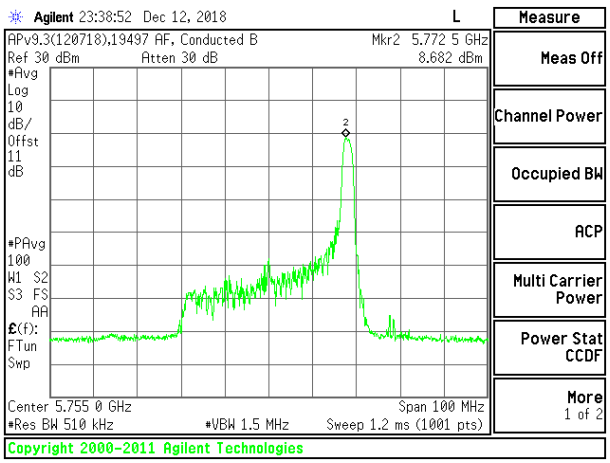

LOW CHANNEL CHAIN 1

HIGH CHANNEL

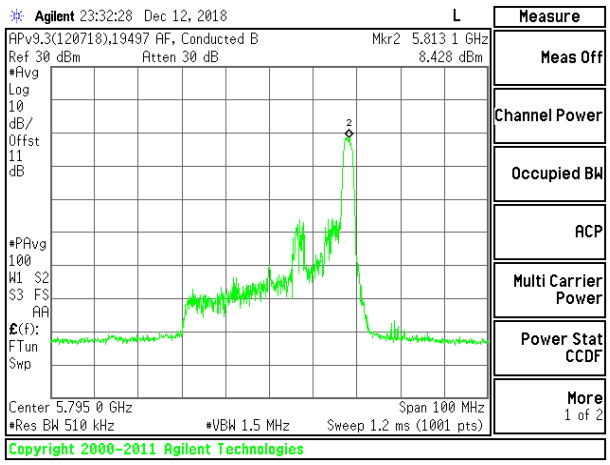

HIGH CHANNEL CHAIN 0

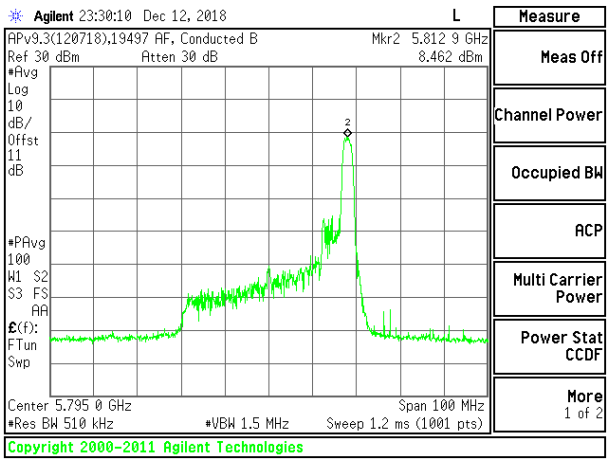

HIGH CHANNEL CHAIN 1

UL VERIFICATION SERVICES INC.
47173 Benicia Street, Fremont, CA 94538; USA TEL:(510) 771-1000 FAX:(510) 661-0888
This report shall not be reproduced except in full, without the written approval of UL Verification Services Inc.

9.5.28. 802.11ax HE80 MODE IN THE 5.8 GHz BAND

1TX SISO MODE

Antenna Gain and Limit

Channel	Frequency (MHz)	Chain 0 Directional Gain For Power (dBi)	Chain 1 Directional Gain For PSD (dBi)	Power Limit (dBm)
Mid	5775	-5.80	-4.30	30.00

Output Power Results

Channel	Frequency (MHz)	Tones	RU Index	Chain 0 Meas Power (dBm)	Chain 1 Meas Power (dBm)	Chain 0 Corr'd Power (dBm)	Chain 1 Corr'd Power (dBm)	Power Limit (dBm)	Power Margin (dB)
Mid	5775	SU	-	14.32	14.38	14.32	14.38	30.00	-15.62
		996T	67	14.45	14.61	14.45	14.61	30.00	-15.39
		484T	65	14.65	14.98	14.65	14.98	30.00	-15.02
			66	14.60	14.62	14.60	14.62	30.00	-15.38
		242T	61	14.90	15.20	14.90	15.20	30.00	-14.80
			62	15.04	15.29	15.04	15.29	30.00	-14.71
			64	14.85	14.91	14.85	14.91	30.00	-15.09
		106T	53	14.75	14.99	14.75	14.99	30.00	-15.01
			56	14.62	14.71	14.62	14.71	30.00	-15.29
			60	14.61	14.58	14.61	14.58	30.00	-15.39
		52T	37	14.59	14.97	14.59	14.97	30.00	-15.03
			44	14.49	14.56	14.49	14.56	30.00	-15.44
			52	14.60	14.64	14.60	14.64	30.00	-15.36
		26T	0	13.69	13.75	13.69	13.75	30.00	-16.25
			18	13.88	13.95	13.88	13.95	30.00	-16.05
			36	13.91	13.72	13.91	13.72	30.00	-16.09

UL VERIFICATION SERVICES INC.
47173 Benicia Street, Fremont, CA 94538; USA TEL:(510) 771-1000 FAX:(510) 661-0888
This report shall not be reproduced except in full, without the written approval of UL Verification Services Inc.

2TX Antenna 1 + Antenna 2 SU MODE

Antenna Gain and Limit

Channel	Frequency (MHz)	Directional Gain For Power (dBi)	Power Limit (dBm)
Mid	5775	-4.99	30.00

Output Power Results

Channel	Frequency (MHz)	Chain 0 Meas Power (dBm)	Chain 1 Meas Power (dBm)	Total Corr'd Power (dBm)	Power Limit (dBm)	Power Margin (dB)
Mid	5775	14.44	14.49	17.48	30.00	-12.52

UL VERIFICATION SERVICES INC.
47173 Benicia Street, Fremont, CA 94538; USA TEL:(510) 771-1000 FAX:(510) 661-0888
This report shall not be reproduced except in full, without the written approval of UL Verification Services Inc.

2TX Antenna 1 + Antenna 2 OFDMA MODE – 996-Tones, RU Index 67

Antenna Gain and Limit

Channel	Frequency (MHz)	Directional Gain For Power (dBi)	Directional Gain For PSD (dBi)	Power Limit (dBm)	PSD Limit (dBm/ 1MHz)
Mid	5775	-4.99	-2.01	30.00	30.00

Duty Cycle CF (dB)	1.92	**Included in Calculations of Corr'd PSD**

Output Power Results

Channel	Frequency (MHz)	Chain 0 Meas Power (dBm)	Chain 1 Meas Power (dBm)	Total Corr'd Power (dBm)	Power Limit (dBm)	Power Margin (dB)
Mid	5775	14.52	14.64	17.59	30.00	-12.41

PSD Results

Channel	Frequency (MHz)	Chain 0 Meas PSD (dBm/ 1MHz)	Chain 1 Meas PSD (dBm/ 1MHz)	Total Corr'd PSD (dBm/ 1MHz)	PSD Limit (dBm/ 1MHz)	PSD Margin (dB)
Mid	5775	-6.379	-6.052	-1.28	30.00	-31.28

UL VERIFICATION SERVICES INC.
47173 Benicia Street, Fremont, CA 94538; USA TEL:(510) 771-1000 FAX:(510) 661-0888
This report shall not be reproduced except in full, without the written approval of UL Verification Services Inc.

MID CHANNEL

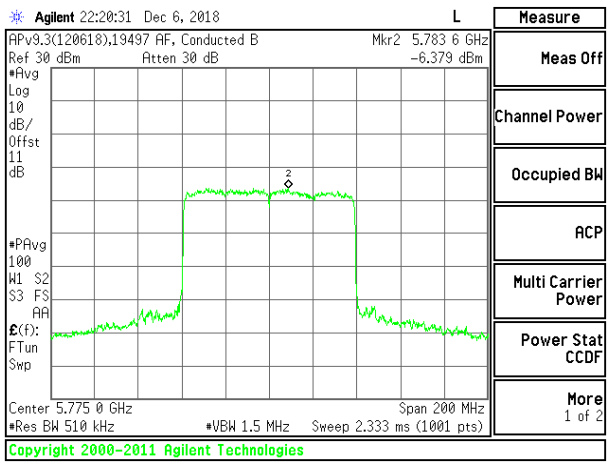

MID CHANNEL CHAIN 0

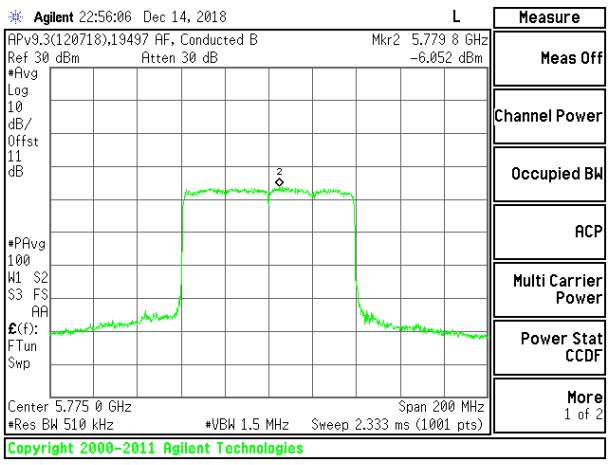

MID CHANNEL CHAIN 1

UL VERIFICATION SERVICES INC.
47173 Benicia Street, Fremont, CA 94538; USA TEL:(510) 771-1000 FAX:(510) 661-0888
This report shall not be reproduced except in full, without the written approval of UL Verification Services Inc.

2TX Antenna 1 + Antenna 2 OFDMA MODE – 484-Tones, RU Index 65

Antenna Gain and Limit

Channel	Frequency (MHz)	Directional Gain For Power (dBi)	Directional Gain For PSD (dBi)	Power Limit (dBm)	PSD Limit (dBm/ 1MHz)
Mid	5775	-4.99	-2.01	30.00	30.00

Duty Cycle CF (dB)	1.27	Included in Calculations of Corr'd PSD

Output Power Results

Channel	Frequency (MHz)	Chain 0 Meas Power (dBm)	Chain 1 Meas Power (dBm)	Total Corr'd Power (dBm)	Power Limit (dBm)	Power Margin (dB)
Mid	5775	14.71	15.01	17.87	30.00	-12.13

PSD Results

Channel	Frequency (MHz)	Chain 0 Meas PSD (dBm/ 1MHz)	Chain 1 Meas PSD (dBm/ 1MHz)	Total Corr'd PSD (dBm/ 1MHz)	PSD Limit (dBm/ 1MHz)	PSD Margin (dB)
Mid	5775	-2.916	-2.753	1.45	30.00	-28.55

UL VERIFICATION SERVICES INC.
47173 Benicia Street, Fremont, CA 94538; USA TEL:(510) 771-1000 FAX:(510) 661-0888
This report shall not be reproduced except in full, without the written approval of UL Verification Services Inc.

MID CHANNEL

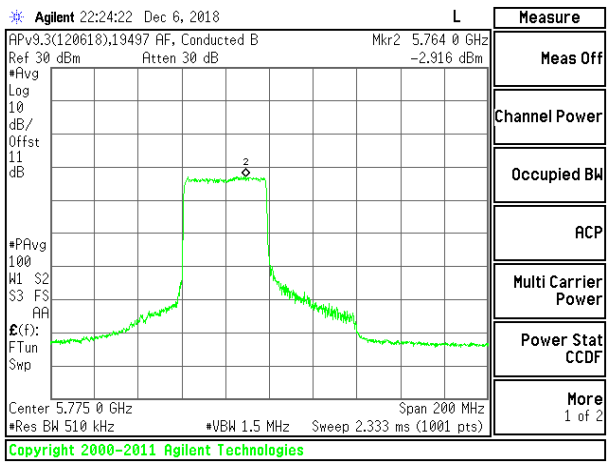

MID CHANNEL CHAIN 0

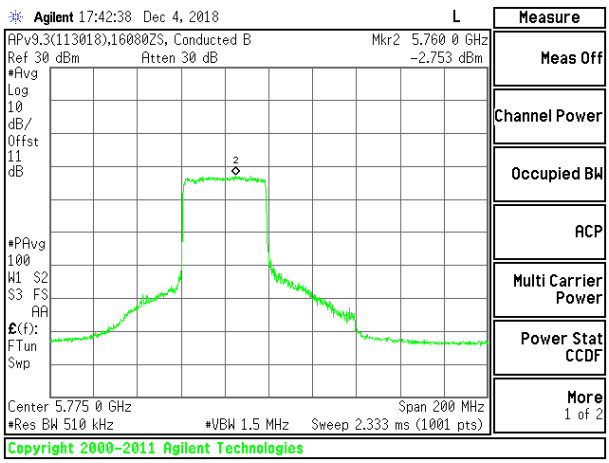

MID CHANNEL CHAIN 1

UL VERIFICATION SERVICES INC.
47173 Benicia Street, Fremont, CA 94538; USA TEL:(510) 771-1000 FAX:(510) 661-0888
This report shall not be reproduced except in full, without the written approval of UL Verification Services Inc.

2TX Antenna 1 + Antenna 2 OFDMA MODE – 484-Tones, RU Index 66

Antenna Gain and Limit

Channel	Frequency (MHz)	Directional Gain For Power (dBi)	Directional Gain For PSD (dBi)	Power Limit (dBm)	PSD Limit (dBm/ 1MHz)
Mid	5775	-4.99	-2.01	30.00	30.00

Duty Cycle CF (dB)	1.27	**Included in Calculations of Corr'd PSD**

Output Power Results

Channel	Frequency (MHz)	Chain 0 Meas Power (dBm)	Chain 1 Meas Power (dBm)	Total Corr'd Power (dBm)	Power Limit (dBm)	Power Margin (dB)
Mid	5775	14.66	14.68	17.68	30.00	-12.32

PSD Results

Channel	Frequency (MHz)	Chain 0 Meas PSD (dBm/ 1MHz)	Chain 1 Meas PSD (dBm/ 1MHz)	Total Corr'd PSD (dBm/ 1MHz)	PSD Limit (dBm/ 1MHz)	PSD Margin (dB)
Mid	5775	-2.360	-2.389	1.91	30.00	-28.09

UL VERIFICATION SERVICES INC.
47173 Benicia Street, Fremont, CA 94538; USA TEL:(510) 771-1000 FAX:(510) 661-0888
This report shall not be reproduced except in full, without the written approval of UL Verification Services Inc.

MID CHANNEL

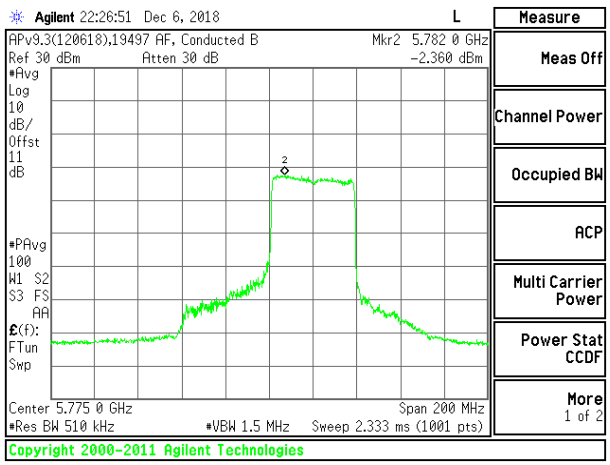

MID CHANNEL CHAIN 0

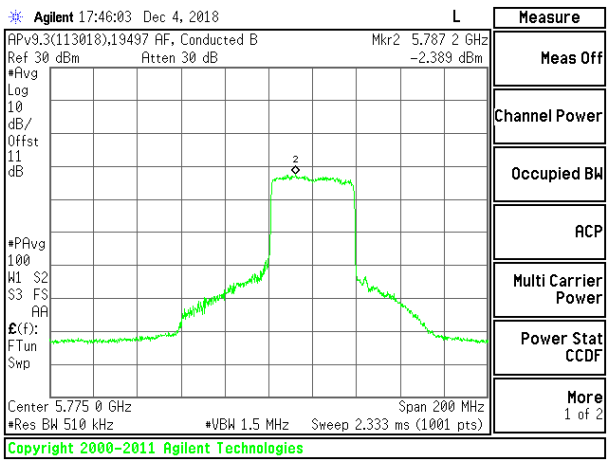

MID CHANNEL CHAIN 1

UL VERIFICATION SERVICES INC.
47173 Benicia Street, Fremont, CA 94538; USA TEL:(510) 771-1000 FAX:(510) 661-0888
This report shall not be reproduced except in full, without the written approval of UL Verification Services Inc.

2TX Antenna 1 + Antenna 2 OFDMA MODE – 242-Tones, RU Index 61

Antenna Gain and Limit

Channel	Frequency (MHz)	Directional Gain For Power (dBi)	Directional Gain For PSD (dBi)	Power Limit (dBm)	PSD Limit (dBm/ 1MHz)
Mid	5775	-4.99	-2.01	30.00	30.00

Duty Cycle CF (dB)	0.73	**Included in Calculations of Corr'd PSD**

Output Power Results

Channel	Frequency (MHz)	Chain 0 Meas Power (dBm)	Chain 1 Meas Power (dBm)	Total Corr'd Power (dBm)	Power Limit (dBm)	Power Margin (dB)
Mid	5775	14.94	15.22	18.09	30.00	-11.91

PSD Results

Channel	Frequency (MHz)	Chain 0 Meas PSD (dBm/ 1MHz)	Chain 1 Meas PSD (dBm/ 1MHz)	Total Corr'd PSD (dBm/ 1MHz)	PSD Limit (dBm/ 1MHz)	PSD Margin (dB)
Mid	5775	0.372	0.195	4.02	30.00	-25.98

UL VERIFICATION SERVICES INC.
47173 Benicia Street, Fremont, CA 94538; USA TEL:(510) 771-1000 FAX:(510) 661-0888
This report shall not be reproduced except in full, without the written approval of UL Verification Services Inc.

MID CHANNEL

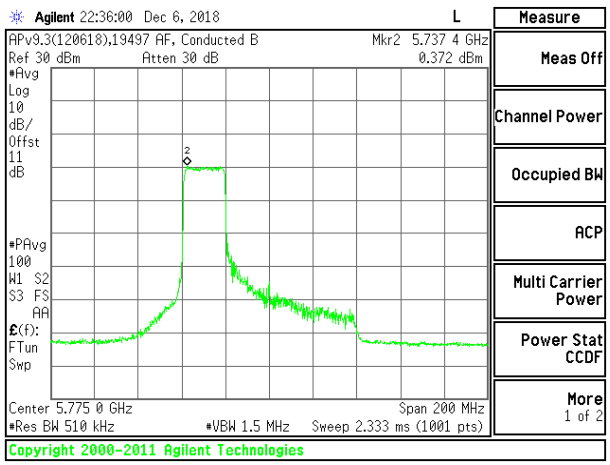

MID CHANNEL CHAIN 0

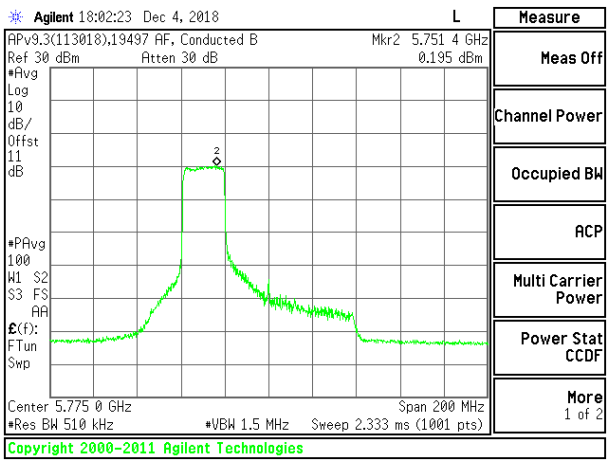

MID CHANNEL CHAIN 1

UL VERIFICATION SERVICES INC.
47173 Benicia Street, Fremont, CA 94538; USA TEL:(510) 771-1000 FAX:(510) 661-0888
This report shall not be reproduced except in full, without the written approval of UL Verification Services Inc.

2TX Antenna 1 + Antenna 2 OFDMA MODE – 242-Tones, RU Index 62

Antenna Gain and Limit

Channel	Frequency (MHz)	Directional Gain For Power (dBi)	Directional Gain For PSD (dBi)	Power Limit (dBm)	PSD Limit (dBm/ 1MHz)
Mid	5775	-4.99	-2.01	30.00	30.00

Duty Cycle CF (dB)	0.73	**Included in Calculations of Corr'd PSD**

Output Power Results

Channel	Frequency (MHz)	Chain 0 Meas Power (dBm)	Chain 1 Meas Power (dBm)	Total Corr'd Power (dBm)	Power Limit (dBm)	Power Margin (dB)
Mid	5775	15.12	15.34	18.24	30.00	-11.76

PSD Results

Channel	Frequency (MHz)	Chain 0 Meas PSD (dBm/ 1MHz)	Chain 1 Meas PSD (dBm/ 1MHz)	Total Corr'd PSD (dBm/ 1MHz)	PSD Limit (dBm/ 1MHz)	PSD Margin (dB)
Mid	5775	0.451	0.111	4.02	30.00	-25.98

UL VERIFICATION SERVICES INC.
47173 Benicia Street, Fremont, CA 94538; USA TEL:(510) 771-1000 FAX:(510) 661-0888
This report shall not be reproduced except in full, without the written approval of UL Verification Services Inc.

MID CHANNEL

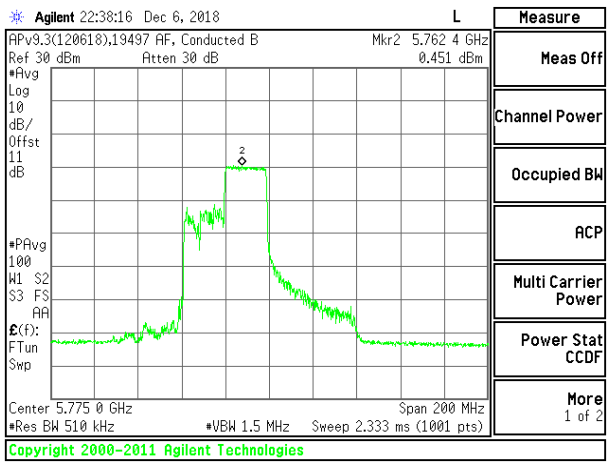

MID CHANNEL CHAIN 0

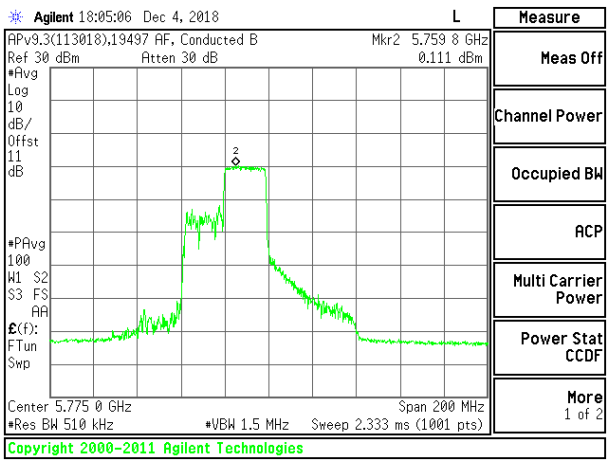

MID CHANNEL CHAIN 1

UL VERIFICATION SERVICES INC.
47173 Benicia Street, Fremont, CA 94538; USA TEL:(510) 771-1000 FAX:(510) 661-0888
This report shall not be reproduced except in full, without the written approval of UL Verification Services Inc.

2TX Antenna 1 + Antenna 2 OFDMA MODE – 242-Tones, RU Index 64

Antenna Gain and Limit

Channel	Frequency (MHz)	Directional Gain For Power (dBi)	Directional Gain For PSD (dBi)	Power Limit (dBm)	PSD Limit (dBm/ 1MHz)
Mid	5775	-4.99	-2.01	30.00	30.00

Duty Cycle CF (dB)	0.73	**Included in Calculations of Corr'd PSD**

Output Power Results

Channel	Frequency (MHz)	Chain 0 Meas Power (dBm)	Chain 1 Meas Power (dBm)	Total Corr'd Power (dBm)	Power Limit (dBm)	Power Margin (dB)
Mid	5775	14.89	14.95	17.93	30.00	-12.07

PSD Results

Channel	Frequency (MHz)	Chain 0 Meas PSD (dBm/ 1MHz)	Chain 1 Meas PSD (dBm/ 1MHz)	Total Corr'd PSD (dBm/ 1MHz)	PSD Limit (dBm/ 1MHz)	PSD Margin (dB)
Mid	5775	0.666	0.217	4.19	30.00	-25.81

UL VERIFICATION SERVICES INC.
47173 Benicia Street, Fremont, CA 94538; USA TEL:(510) 771-1000 FAX:(510) 661-0888
This report shall not be reproduced except in full, without the written approval of UL Verification Services Inc.

MID CHANNEL

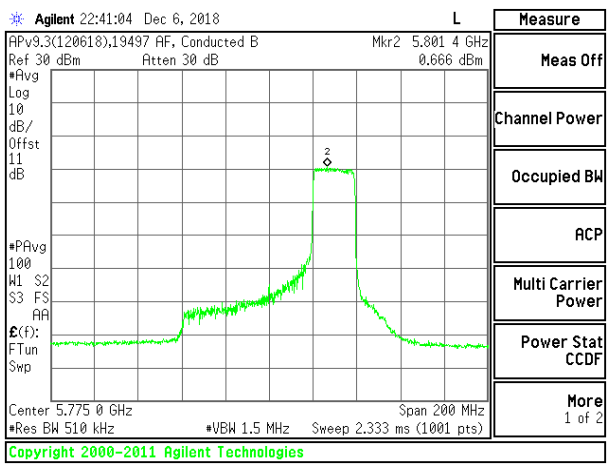

MID CHANNEL CHAIN 0

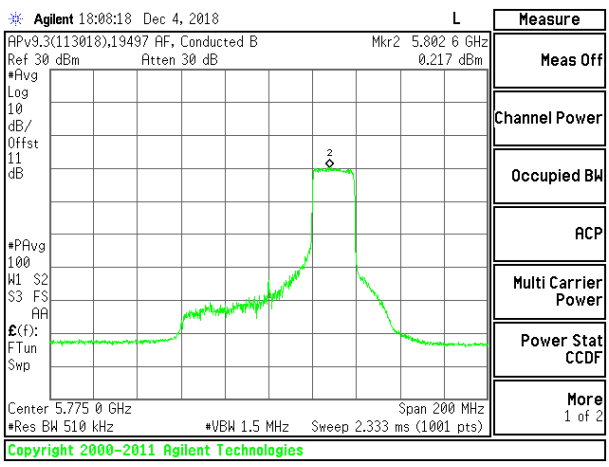

MID CHANNEL CHAIN 1

UL VERIFICATION SERVICES INC.
47173 Benicia Street, Fremont, CA 94538; USA TEL:(510) 771-1000 FAX:(510) 661-0888
This report shall not be reproduced except in full, without the written approval of UL Verification Services Inc.

2TX Antenna 1 + Antenna 2 OFDMA MODE – 106-Tones, RU Index 53

Antenna Gain and Limit

Channel	Frequency (MHz)	Directional Gain For Power (dBi)	Directional Gain For PSD (dBi)	Power Limit (dBm)	PSD Limit (dBm/ 1MHz)
Mid	5775	-4.99	-2.01	30.00	30.00

Duty Cycle CF (dB)	0.43	**Included in Calculations of Corr'd PSD**

Output Power Results

Channel	Frequency (MHz)	Chain 0 Meas Power (dBm)	Chain 1 Meas Power (dBm)	Total Corr'd Power (dBm)	Power Limit (dBm)	Power Margin (dB)
Mid	5775	14.87	15.04	17.97	30.00	-12.03

PSD Results

Channel	Frequency (MHz)	Chain 0 Meas PSD (dBm/ 1MHz)	Chain 1 Meas PSD (dBm/ 1MHz)	Total Corr'd PSD (dBm/ 1MHz)	PSD Limit (dBm/ 1MHz)	PSD Margin (dB)
Mid	5775	4.159	3.662	7.36	30.00	-22.64

UL VERIFICATION SERVICES INC.
47173 Benicia Street, Fremont, CA 94538; USA TEL:(510) 771-1000 FAX:(510) 661-0888
This report shall not be reproduced except in full, without the written approval of UL Verification Services Inc.

MID CHANNEL

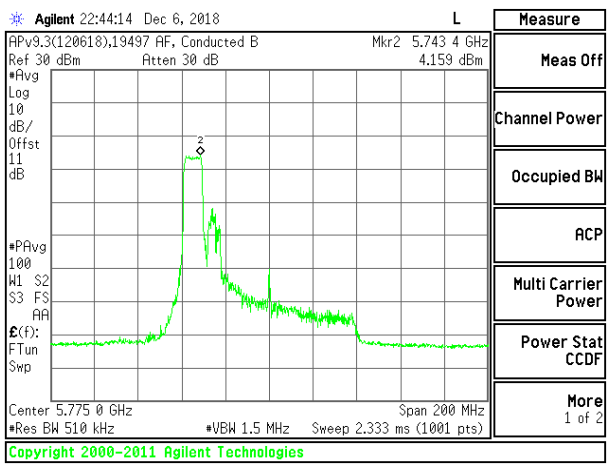

MID CHANNEL CHAIN 0

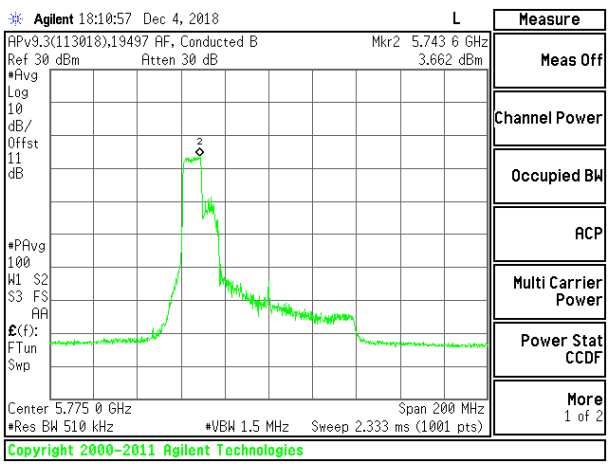

MID CHANNEL CHAIN 1

UL VERIFICATION SERVICES INC.
47173 Benicia Street, Fremont, CA 94538; USA TEL:(510) 771-1000 FAX:(510) 661-0888
This report shall not be reproduced except in full, without the written approval of UL Verification Services Inc.

2TX Antenna 1 + Antenna 2 OFDMA MODE – 106-Tones, RU Index 56

Antenna Gain and Limit

Channel	Frequency (MHz)	Directional Gain For Power (dBi)	Directional Gain For PSD (dBi)	Power Limit (dBm)	PSD Limit (dBm/ 1MHz)
Mid	5775	-4.99	-2.01	30.00	30.00

Duty Cycle CF (dB)	0.43	**Included in Calculations of Corr'd PSD**

Output Power Results

Channel	Frequency (MHz)	Chain 0 Meas Power (dBm)	Chain 1 Meas Power (dBm)	Total Corr'd Power (dBm)	Power Limit (dBm)	Power Margin (dB)
Mid	5775	14.77	14.77	17.78	30.00	-12.22

PSD Results

Channel	Frequency (MHz)	Chain 0 Meas PSD (dBm/ 1MHz)	Chain 1 Meas PSD (dBm/ 1MHz)	Total Corr'd PSD (dBm/ 1MHz)	PSD Limit (dBm/ 1MHz)	PSD Margin (dB)
Mid	5775	3.469	3.705	7.03	30.00	-22.97

UL VERIFICATION SERVICES INC.
47173 Benicia Street, Fremont, CA 94538; USA TEL:(510) 771-1000 FAX:(510) 661-0888
This report shall not be reproduced except in full, without the written approval of UL Verification Services Inc.

MID CHANNEL

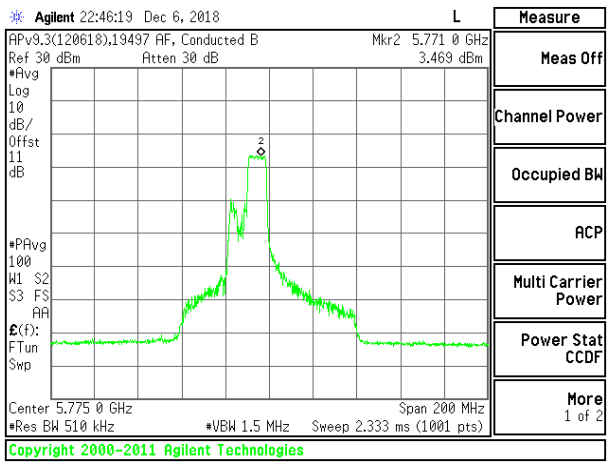

MID CHANNEL CHAIN 0

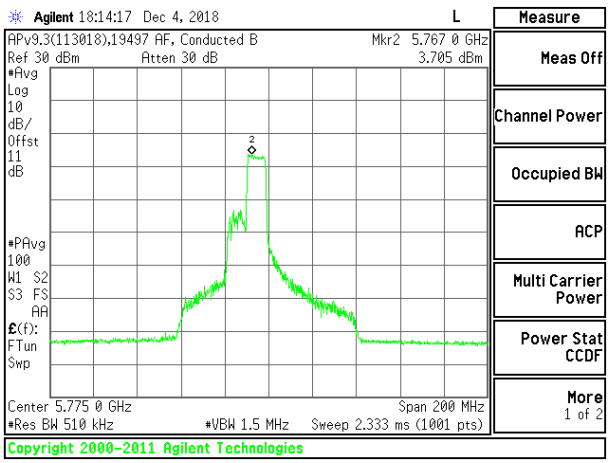

MID CHANNEL CHAIN 1

UL VERIFICATION SERVICES INC.
47173 Benicia Street, Fremont, CA 94538; USA TEL:(510) 771-1000 FAX:(510) 661-0888
This report shall not be reproduced except in full, without the written approval of UL Verification Services Inc.

2TX Antenna 1 + Antenna 2 OFDMA MODE – 106-Tones, RU Index 60

Antenna Gain and Limit

Channel	Frequency (MHz)	Directional Gain For Power (dBi)	Directional Gain For PSD (dBi)	Power Limit (dBm)	PSD Limit (dBm/ 1MHz)
Mid	5775	-4.99	-2.01	30.00	30.00

Duty Cycle CF (dB)	0.43	**Included in Calculations of Corr'd PSD**

Output Power Results

Channel	Frequency (MHz)	Chain 0 Meas Power (dBm)	Chain 1 Meas Power (dBm)	Total Corr'd Power (dBm)	Power Limit (dBm)	Power Margin (dB)
Mid	5775	14.78	14.65	17.73	30.00	-12.27

PSD Results

Channel	Frequency (MHz)	Chain 0 Meas PSD (dBm/ 1MHz)	Chain 1 Meas PSD (dBm/ 1MHz)	Total Corr'd PSD (dBm/ 1MHz)	PSD Limit (dBm/ 1MHz)	PSD Margin (dB)
Mid	5775	3.691	3.769	7.17	30.00	-22.83

UL VERIFICATION SERVICES INC.
47173 Benicia Street, Fremont, CA 94538; USA TEL:(510) 771-1000 FAX:(510) 661-0888
This report shall not be reproduced except in full, without the written approval of UL Verification Services Inc.

MID CHANNEL

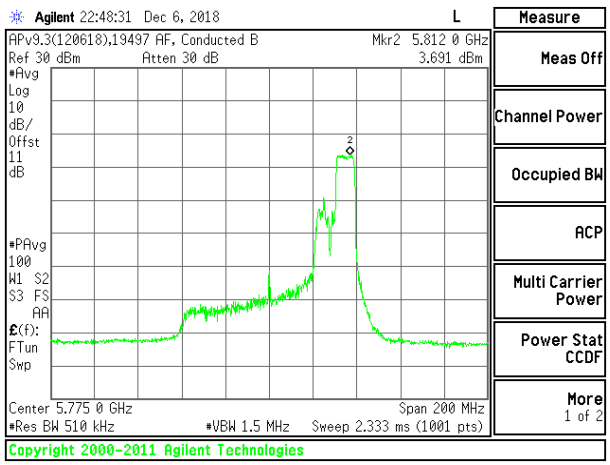

MID CHANNEL CHAIN 0

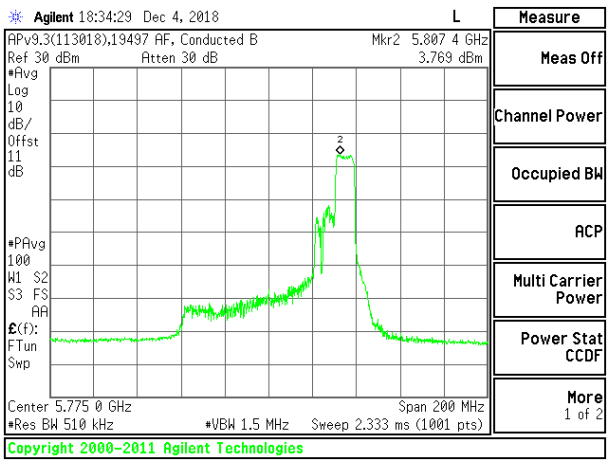

MID CHANNEL CHAIN 1

UL VERIFICATION SERVICES INC.
47173 Benicia Street, Fremont, CA 94538; USA TEL:(510) 771-1000 FAX:(510) 661-0888
This report shall not be reproduced except in full, without the written approval of UL Verification Services Inc.

2TX Antenna 1 + Antenna 2 OFDMA MODE – 52-Tones, RU Index 37

Antenna Gain and Limit

Channel	Frequency (MHz)	Directional Gain For Power (dBi)	Directional Gain For PSD (dBi)	Power Limit (dBm)	PSD Limit (dBm/ 1MHz)
Mid	5775	-4.99	-2.01	30.00	30.00

Duty Cycle CF (dB)	0.24	**Included in Calculations of Corr'd PSD**

Output Power Results

Channel	Frequency (MHz)	Chain 0 Meas Power (dBm)	Chain 1 Meas Power (dBm)	Total Corr'd Power (dBm)	Power Limit (dBm)	Power Margin (dB)
Mid	5775	14.68	15.17	17.94	30.00	-12.06

PSD Results

Channel	Frequency (MHz)	Chain 0 Meas PSD (dBm/ 1MHz)	Chain 1 Meas PSD (dBm/ 1MHz)	Total Corr'd PSD (dBm/ 1MHz)	PSD Limit (dBm/ 1MHz)	PSD Margin (dB)
Mid	5775	6.795	6.952	10.12	30.00	-19.88

UL VERIFICATION SERVICES INC.
47173 Benicia Street, Fremont, CA 94538; USA TEL:(510) 771-1000 FAX:(510) 661-0888
This report shall not be reproduced except in full, without the written approval of UL Verification Services Inc.

MID CHANNEL

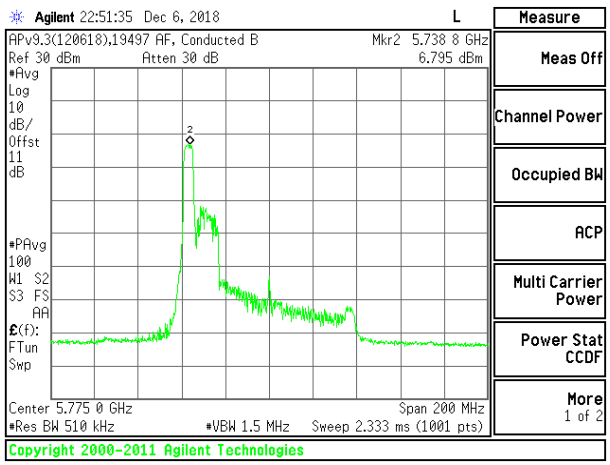

MID CHANNEL CHAIN 0

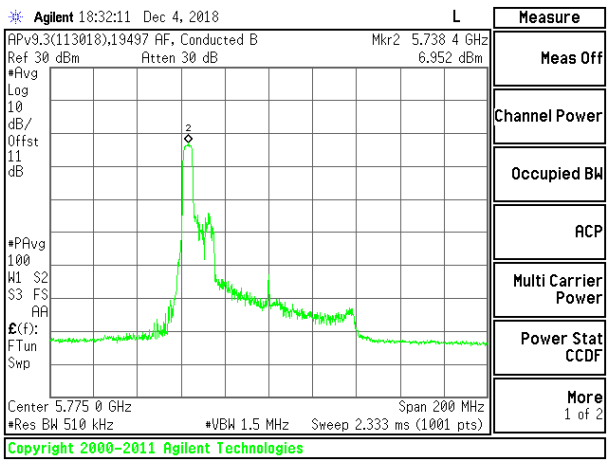

MID CHANNEL CHAIN 1

UL VERIFICATION SERVICES INC.
47173 Benicia Street, Fremont, CA 94538; USA TEL:(510) 771-1000 FAX:(510) 661-0888
This report shall not be reproduced except in full, without the written approval of UL Verification Services Inc.

2TX Antenna 1 + Antenna 2 OFDMA MODE – 52-Tones, RU Index 44

Antenna Gain and Limit

Channel	Frequency (MHz)	Directional Gain For Power (dBi)	Directional Gain For PSD (dBi)	Power Limit (dBm)	PSD Limit (dBm/ 1MHz)
Mid	5775	-4.99	-2.01	30.00	30.00

Duty Cycle CF (dB)	0.24	**Included in Calculations of Corr'd PSD**

Output Power Results

Channel	Frequency (MHz)	Chain 0 Meas Power (dBm)	Chain 1 Meas Power (dBm)	Total Corr'd Power (dBm)	Power Limit (dBm)	Power Margin (dB)
Mid	5775	14.55	14.60	17.59	30.00	-12.41

PSD Results

Channel	Frequency (MHz)	Chain 0 Meas PSD (dBm/ 1MHz)	Chain 1 Meas PSD (dBm/ 1MHz)	Total Corr'd PSD (dBm/ 1MHz)	PSD Limit (dBm/ 1MHz)	PSD Margin (dB)
Mid	5775	6.604	6.312	9.71	30.00	-20.29

UL VERIFICATION SERVICES INC.
47173 Benicia Street, Fremont, CA 94538; USA TEL:(510) 771-1000 FAX:(510) 661-0888
This report shall not be reproduced except in full, without the written approval of UL Verification Services Inc.

MID CHANNEL

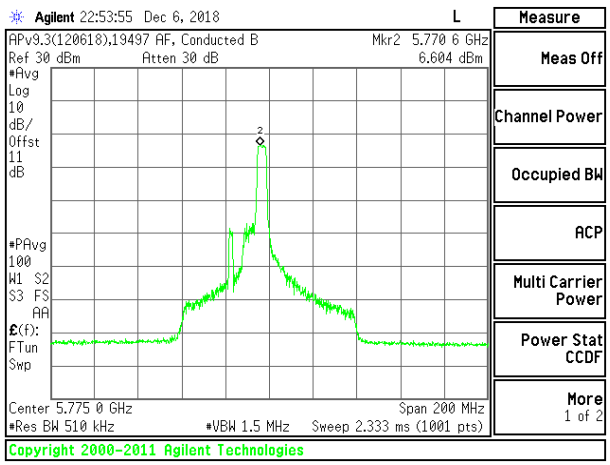

MID CHANNEL CHAIN 0

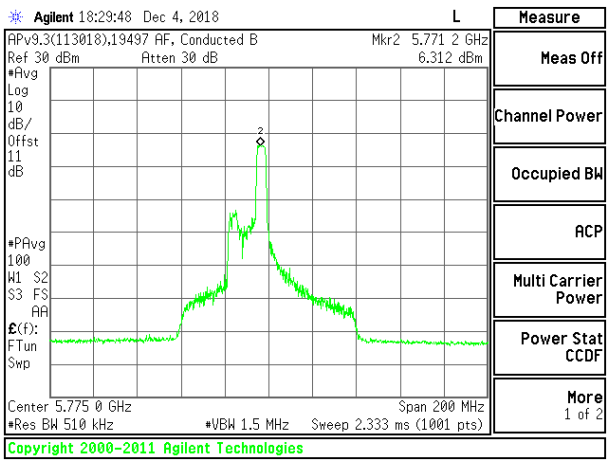

MID CHANNEL CHAIN 1

UL VERIFICATION SERVICES INC.
47173 Benicia Street, Fremont, CA 94538; USA TEL:(510) 771-1000 FAX:(510) 661-0888
This report shall not be reproduced except in full, without the written approval of UL Verification Services Inc.

2TX Antenna 1 + Antenna 2 OFDMA MODE – 52-Tones, RU Index 52

Antenna Gain and Limit

Channel	Frequency (MHz)	Directional Gain For Power (dBi)	Directional Gain For PSD (dBi)	Power Limit (dBm)	PSD Limit (dBm/ 1MHz)
Mid	5775	-4.99	-2.01	30.00	30.00

Duty Cycle CF (dB)	0.24	**Included in Calculations of Corr'd PSD**

Output Power Results

Channel	Frequency (MHz)	Chain 0 Meas Power (dBm)	Chain 1 Meas Power (dBm)	Total Corr'd Power (dBm)	Power Limit (dBm)	Power Margin (dB)
Mid	5775	14.62	14.67	17.66	30.00	-12.34

PSD Results

Channel	Frequency (MHz)	Chain 0 Meas PSD (dBm/ 1MHz)	Chain 1 Meas PSD (dBm/ 1MHz)	Total Corr'd PSD (dBm/ 1MHz)	PSD Limit (dBm/ 1MHz)	PSD Margin (dB)
Mid	5775	6.608	6.617	9.86	30.00	-20.14

UL VERIFICATION SERVICES INC.
47173 Benicia Street, Fremont, CA 94538; USA TEL:(510) 771-1000 FAX:(510) 661-0888
This report shall not be reproduced except in full, without the written approval of UL Verification Services Inc.

MID CHANNEL

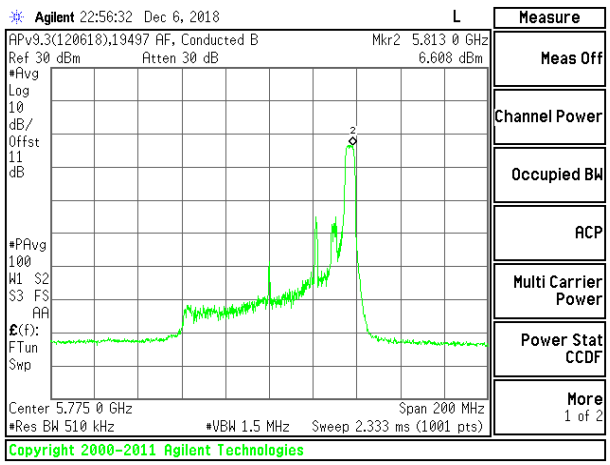

MID CHANNEL CHAIN 0

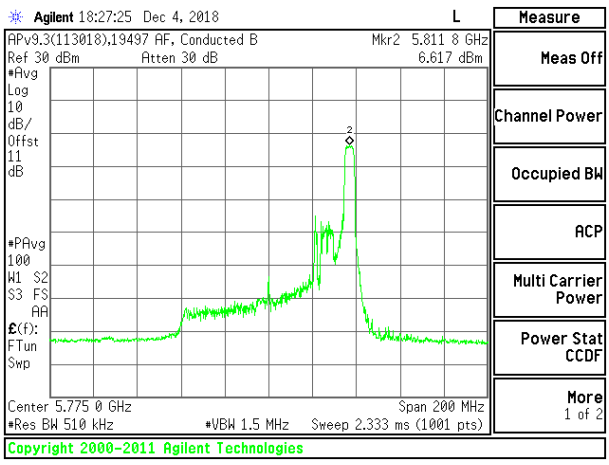

MID CHANNEL CHAIN 1

UL VERIFICATION SERVICES INC.
47173 Benicia Street, Fremont, CA 94538; USA TEL:(510) 771-1000 FAX:(510) 661-0888
This report shall not be reproduced except in full, without the written approval of UL Verification Services Inc.

2TX Antenna 1 + Antenna 2 OFDMA MODE – 26-Tones, RU Index 0

Antenna Gain and Limit

Channel	Frequency (MHz)	Directional Gain For Power (dBi)	Directional Gain For PSD (dBi)	Power Limit (dBm)	PSD Limit (dBm/ 1MHz)
Mid	5775	-4.99	-2.01	30.00	30.00

Duty Cycle CF (dB)	0.12	**Included in Calculations of Corr'd PSD**

Output Power Results

Channel	Frequency (MHz)	Chain 0 Meas Power (dBm)	Chain 1 Meas Power (dBm)	Total Corr'd Power (dBm)	Power Limit (dBm)	Power Margin (dB)
Mid	5775	13.89	13.93	16.92	30.00	-13.08

PSD Results

Channel	Frequency (MHz)	Chain 0 Meas PSD (dBm/ 1MHz)	Chain 1 Meas PSD (dBm/ 1MHz)	Total Corr'd PSD (dBm/ 1MHz)	PSD Limit (dBm/ 1MHz)	PSD Margin (dB)
Mid	5775	8.777	9.315	12.18	30.00	-17.82

UL VERIFICATION SERVICES INC.
47173 Benicia Street, Fremont, CA 94538; USA TEL:(510) 771-1000 FAX:(510) 661-0888
This report shall not be reproduced except in full, without the written approval of UL Verification Services Inc.

MID CHANNEL

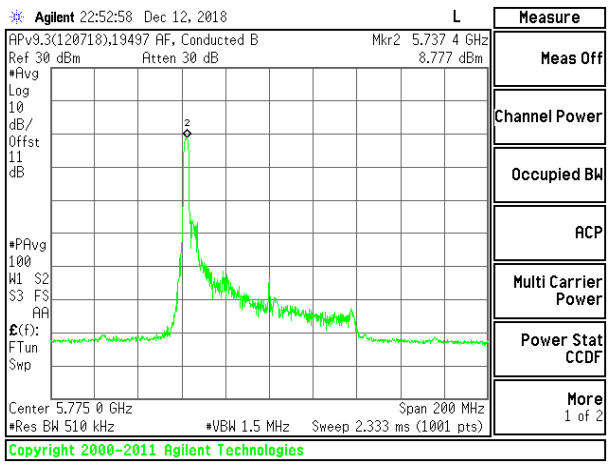

MID CHANNEL CHAIN 0

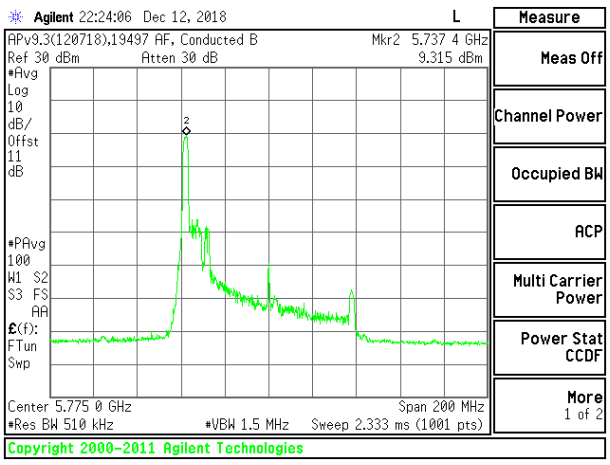

MID CHANNEL CHAIN 1

UL VERIFICATION SERVICES INC.
47173 Benicia Street, Fremont, CA 94538; USA TEL:(510) 771-1000 FAX:(510) 661-0888
This report shall not be reproduced except in full, without the written approval of UL Verification Services Inc.

2TX Antenna 1 + Antenna 2 OFDMA MODE – 26-Tones, RU Index 18

Antenna Gain and Limit

Channel	Frequency (MHz)	Directional Gain For Power (dBi)	Directional Gain For PSD (dBi)	Power Limit (dBm)	PSD Limit (dBm/ 1MHz)
Mid	5775	-4.99	-2.01	30.00	30.00

Duty Cycle CF (dB)	0.12	**Included in Calculations of Corr'd PSD**

Output Power Results

Channel	Frequency (MHz)	Chain 0 Meas Power (dBm)	Chain 1 Meas Power (dBm)	Total Corr'd Power (dBm)	Power Limit (dBm)	Power Margin (dB)
Mid	5775	13.95	14.01	16.99	30.00	-13.01

PSD Results

Channel	Frequency (MHz)	Chain 0 Meas PSD (dBm/ 1MHz)	Chain 1 Meas PSD (dBm/ 1MHz)	Total Corr'd PSD (dBm/ 1MHz)	PSD Limit (dBm/ 1MHz)	PSD Margin (dB)
Mid	5775	8.840	8.521	11.81	30.00	-18.19

UL VERIFICATION SERVICES INC.
47173 Benicia Street, Fremont, CA 94538; USA TEL:(510) 771-1000 FAX:(510) 661-0888
This report shall not be reproduced except in full, without the written approval of UL Verification Services Inc.

MID CHANNEL

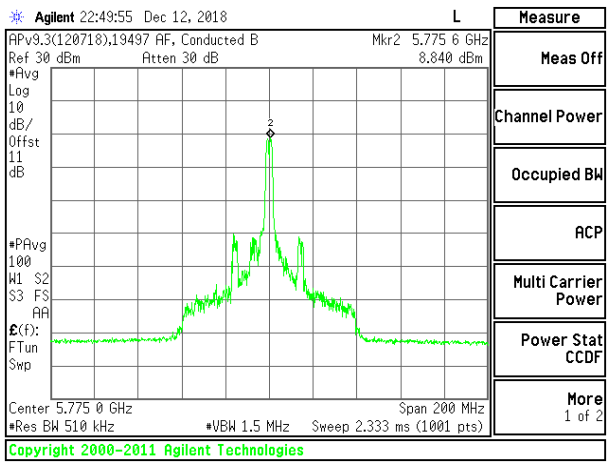

MID CHANNEL CHAIN 0

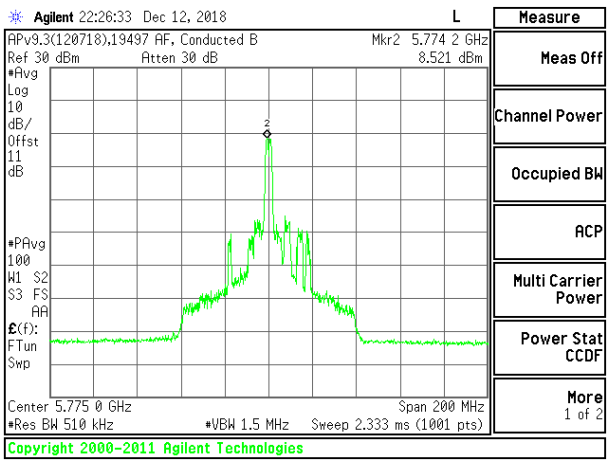

MID CHANNEL CHAIN 1

UL VERIFICATION SERVICES INC.
47173 Benicia Street, Fremont, CA 94538; USA TEL:(510) 771-1000 FAX:(510) 661-0888
This report shall not be reproduced except in full, without the written approval of UL Verification Services Inc.

2TX Antenna 1 + Antenna 2 OFDMA MODE – 26-Tones, RU Index 36

Antenna Gain and Limit

Channel	Frequency (MHz)	Directional Gain For Power (dBi)	Directional Gain For PSD (dBi)	Power Limit (dBm)	PSD Limit (dBm/ 1MHz)
Mid	5775	-4.99	-2.01	30.00	30.00

Duty Cycle CF (dB)	0.12	**Included in Calculations of Corr'd PSD**

Output Power Results

Channel	Frequency (MHz)	Chain 0 Meas Power (dBm)	Chain 1 Meas Power (dBm)	Total Corr'd Power (dBm)	Power Limit (dBm)	Power Margin (dB)
Mid	5775	13.96	13.80	16.89	30.00	-13.11

PSD Results

Channel	Frequency (MHz)	Chain 0 Meas PSD (dBm/ 1MHz)	Chain 1 Meas PSD (dBm/ 1MHz)	Total Corr'd PSD (dBm/ 1MHz)	PSD Limit (dBm/ 1MHz)	PSD Margin (dB)
Mid	5775	9.155	9.083	12.25	30.00	-17.75

UL VERIFICATION SERVICES INC.
47173 Benicia Street, Fremont, CA 94538; USA TEL:(510) 771-1000 FAX:(510) 661-0888
This report shall not be reproduced except in full, without the written approval of UL Verification Services Inc.

MID CHANNEL

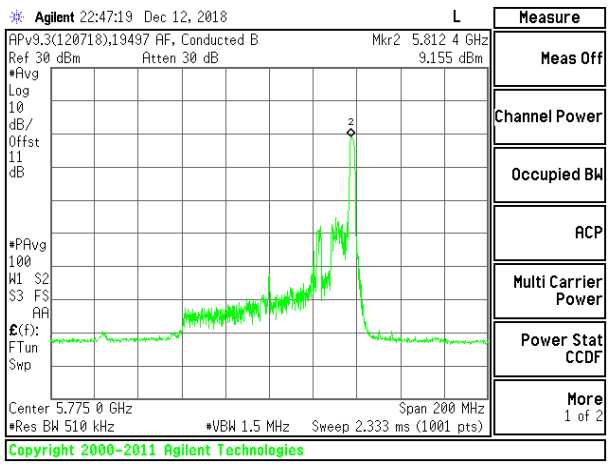

MID CHANNEL CHAIN 0

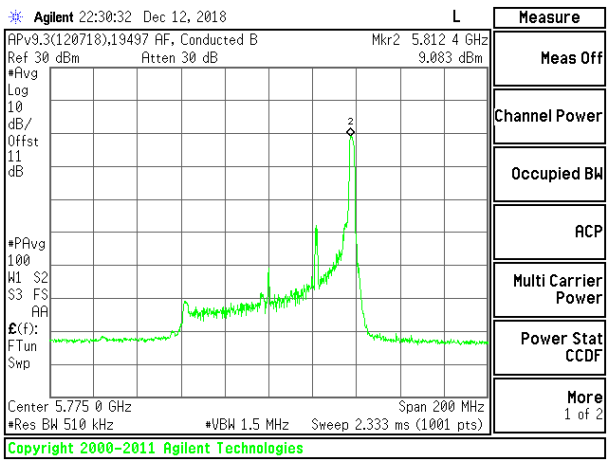

MID CHANNEL CHAIN 1

UL VERIFICATION SERVICES INC.
47173 Benicia Street, Fremont, CA 94538; USA TEL:(510) 771-1000 FAX:(510) 661-0888
This report shall not be reproduced except in full, without the written approval of UL Verification Services Inc.

10. RADIATED TEST RESULTS

LIMITS

FCC §15.205 and §15.209 -Restriced bands

FCC §15.407(b)(1-3) -Un-Restriced bands

After January 01, 2019 for Outside of the Restricted Bands Emissions

6.2.1.2 (for 5150-5250 MHz band)
6.2.2.2 (for 5250-5350 MHz band)
6.2.3.2 (for 5470-5600 MHz and 5650-5725 MHz bands)
6.2.4.2 (for 5725-5850 MHz band)

Frequency Range (MHz)	Field Strength Limit (uV/m) at 3 m	Field Strength Limit (dBuV/m) at 3 m
30 - 88	100	40
88 - 216	150	43.5
216 - 960	200	46
Above 960	500	54

TEST PROCEDURE

The EUT is placed on a non-conducting table 80 cm above the ground plane for measurement below 1GHz; 1.5 m above the ground plane for measurement above 1GHz. The antenna to EUT distance is 3 meters. The EUT is configured in accordance with ANSI C63.10. The EUT is set to transmit in a continuous mode.

For measurements below 1 GHz the resolution bandwidth is set to 100 kHz for peak detection measurements or 120 kHz for quasi-peak detection measurements. Peak detection is used unless otherwise noted as quasi-peak.

For pre-scans above 1 GHz the resolution bandwidth is set to 1 MHz; the video bandwidth is set to 30 KHz for peak measurements.

For final measurements above 1 GHz the resolution bandwidth is set to 1 MHz; the video bandwidth is set to 3 MHz for peak measurements and as applicable for average measurements.

The spectrum from 30 MHz to 1GHz and 18GHz to 40 GHz is investigated with the transmitter set to transmit at the channel with highest output power as worst-case scenario. 1GHz to 18GHz was set to the lowest, middle, and highest channels in the 5 GHz bands.

The frequency range of interest is monitored at a fixed antenna height and EUT azimuth. The EUT is rotated through 360 degrees to maximize emissions received. The antenna is scanned from 1 to 4 meters above the ground plane to further maximize the emission. Measurements are made with the antenna polarized in both the vertical and the horizontal positions.

UL VERIFICATION SERVICES INC.
47173 Benicia Street, Fremont, CA 94538; USA TEL:(510) 771-1000 FAX:(510) 661-0888
This report shall not be reproduced except in full, without the written approval of UL Verification Services Inc.

10.1. TRANSMITTER ABOVE 1 GHz

10.1.1. TX ABOVE 1 GHz 802.11a MODE IN THE 5.2 GHz BAND

2TX Antenna 1 + Antenna 2 CDD MODE

BANDEDGE (LOW CHANNEL)

HORIZONTAL RESULT

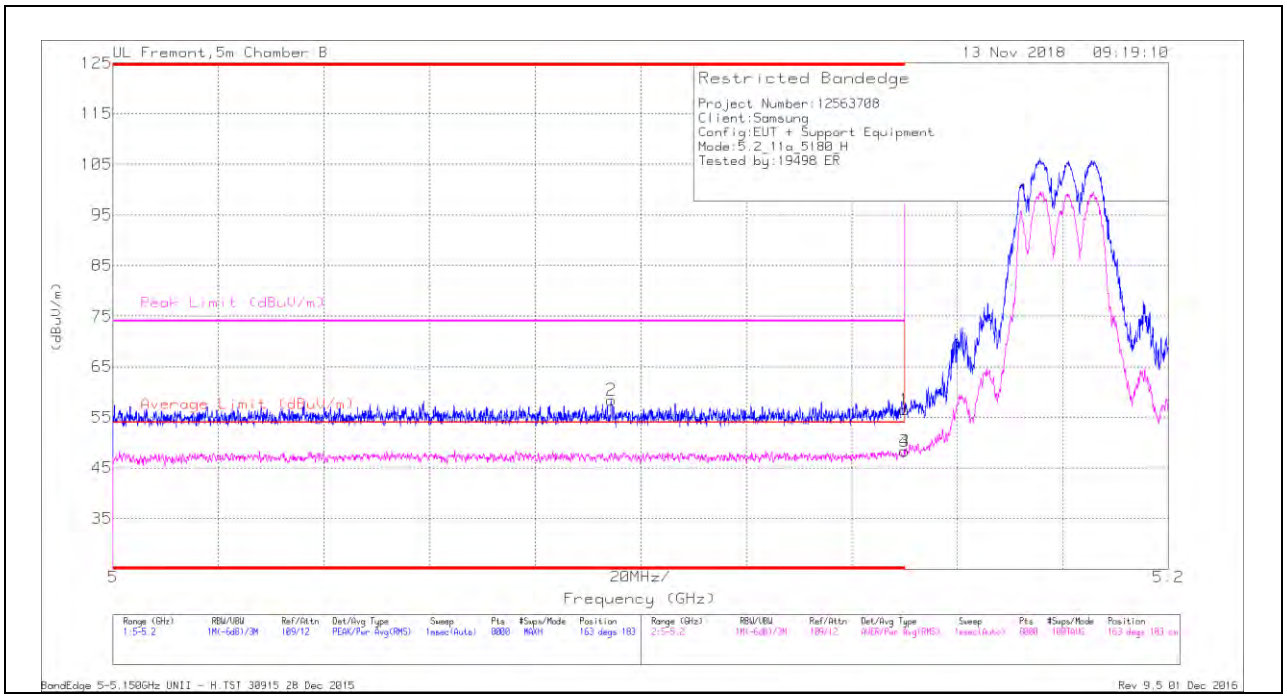

Trace Markers

Marker	Frequency (GHz)	Meter Reading (dBuV)	Det	AF T863 (dB/m)	Amp/Cbl/Fltr/Pad (dB)	DC Corr (dB)	Corrected Reading (dBuV/m)	Average Limit (dBuV/m)	Margin (dB)	Peak Limit (dBuV/m)	PK Margin (dB)	Azimuth (Degs)	Height (cm)	Polarity
1	* 5.15	38.99	Pk	34.6	-17.1	0	56.49	-	-	74	-17.51	163	183	H
2	* 5.094	40.92	Pk	34.5	-17	0	58.42	-	-	74	-15.58	163	183	H
3	* 5.15	30.85	RMS	34.6	-17.1	.29	48.64	54	-5.36	-	-	163	183	H
4	* 5.15	30.81	RMS	34.6	-17.1	.29	48.6	54	-5.4	-	-	163	183	H

* - indicates frequency in CFR47 Pt 15 / IC RSS-Restricted Band
Pk - Peak detector
RMS - RMS detection

UL VERIFICATION SERVICES INC.
47173 Benicia Street, Fremont, CA 94538; USA TEL:(510) 771-1000 FAX:(510) 661-0888
This report shall not be reproduced except in full, without the written approval of UL Verification Services Inc.

VERTICAL RESULT

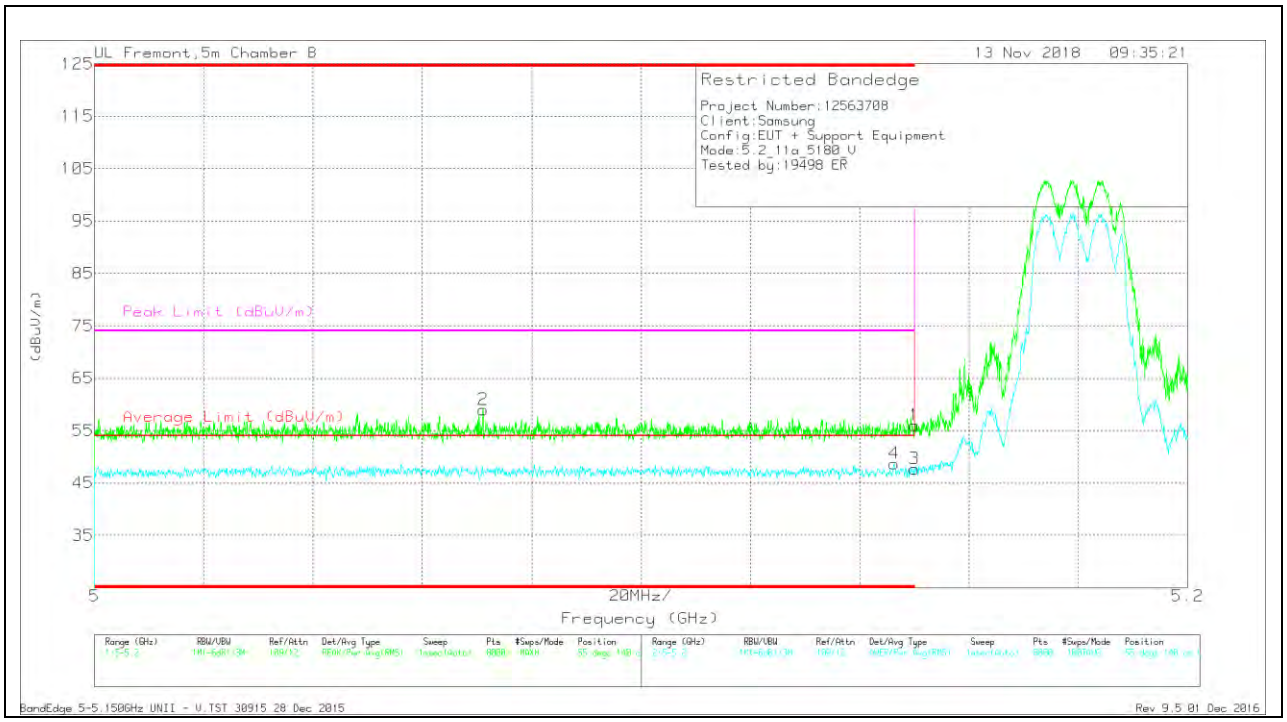

Trace Markers

Marker	Frequency (GHz)	Meter Reading (dBuV)	Det	AF T863 (dB/m)	Amp/Cbl/Fltr/Pad (dB)	DC Corr (dB)	Corrected Reading (dBuV/m)	Average Limit (dBuV/m)	Margin (dB)	Peak Limit (dBuV/m)	PK Margin (dB)	Azimuth (Degs)	Height (cm)	Polarity
2	* 5.071	41.68	Pk	34.5	-17.2	0	58.98	-	-	74	-15.02	55	140	V
4	* 5.146	30.95	RMS	34.6	-17.2	.29	48.64	54	-5.36	-	-	55	140	V
1	* 5.15	38.51	Pk	34.6	-17.1	0	56.01	-	-	74	-17.99	55	140	V
3	* 5.15	29.92	RMS	34.6	-17.1	.29	47.71	54	-6.29	-	-	55	140	V

* - indicates frequency in CFR47 Pt 15 / IC RSS-Restricted Band
Pk - Peak detector
RMS - RMS detection

UL VERIFICATION SERVICES INC.
47173 Benicia Street, Fremont, CA 94538; USA TEL:(510) 771-1000 FAX:(510) 661-0888
This report shall not be reproduced except in full, without the written approval of UL Verification Services Inc.

HARMONICS AND SPURIOUS EMISSIONS

LOW CHANNEL RESULTS

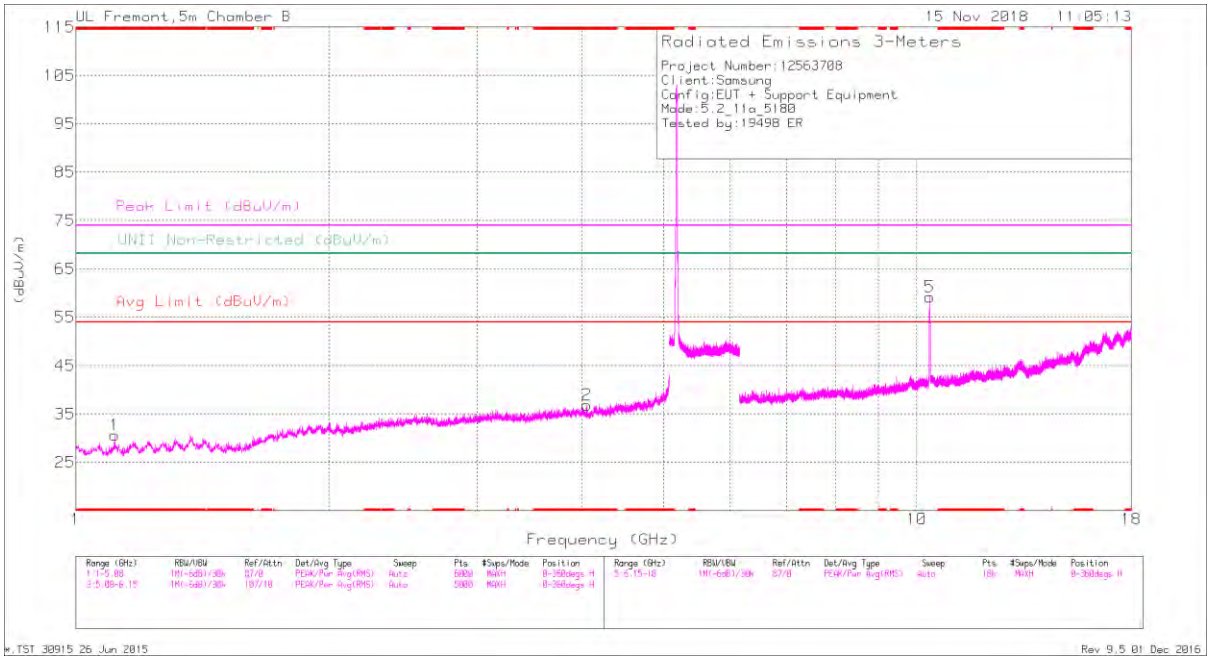

HORIZONTAL

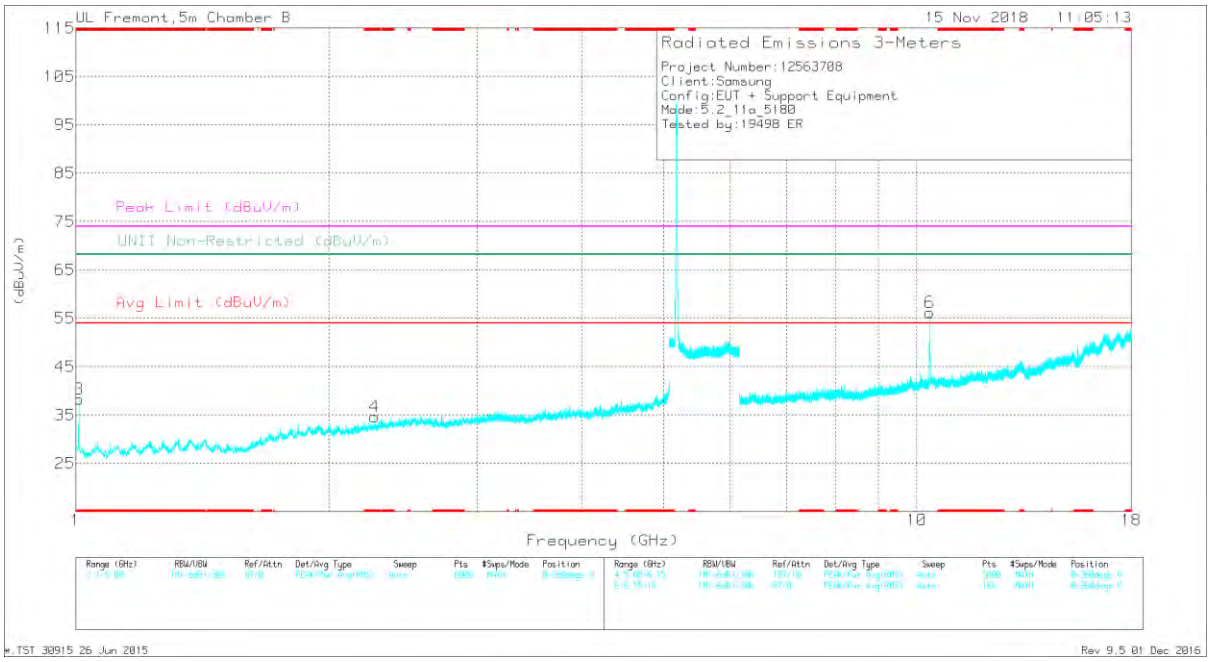

VERTICAL

UL VERIFICATION SERVICES INC.
47173 Benicia Street, Fremont, CA 94538; USA TEL:(510) 771-1000 FAX:(510) 661-0888
This report shall not be reproduced except in full, without the written approval of UL Verification Services Inc.

RADIATED EMISSIONS

Marker	Frequency (GHz)	Meter Reading (dBuV)	Det	AF T863 (dB/m)	Amp/Cbl/Fltr/Pad (dB)	DC Corr (dB)	Corrected Reading (dBuV/m)	Avg Limit (dBuV/m)	Margin (dB)	Peak Limit (dBuV/m)	PK Margin (dB)	UNII Non-Restricted (dBuV/m)	PK Margin (dB)	Azimuth (Degs)	Height (cm)	Polarity
1	* 1.111	42.56	PK-U	27.3	-33.9	0	35.96	-	-	74	-38.04	-	-	293	137	H
	* 1.112	30.63	ADR	27.4	-33.9	.29	24.42	54	-29.58	-	-	-	-	293	137	H
2	* 4.054	40.11	PK-U	33.5	-30.7	0	42.91	-	-	74	-31.09	-	-	206	182	H
	* 4.054	28.4	ADR	33.5	-30.7	.29	31.49	54	-22.51	-	-	-	-	206	182	H
3	* 1.009	42.53	PK-U	27.7	-34.7	0	35.53	-	-	74	-38.47	-	-	143	219	V
	* 1.008	30.99	ADR	27.7	-34.7	.29	24.28	54	-29.72	-	-	-	-	143	219	V
4	* 2.265	40.38	PK-U	31.8	-32.2	0	39.98	-	-	74	-34.02	-	-	209	153	V
	* 2.265	28.45	ADR	31.8	-32.2	.29	28.34	54	-25.66	-	-	-	-	209	153	V
5	10.355	50.28	PK-U	37.8	-22.9	0	65.18	-	-	-	-	68.2	-3.02	338	115	H
6	10.362	45.09	PK-U	37.8	-22.7	0	60.19	-	-	-	-	68.2	-8.01	88	211	V

* - indicates frequency in CFR47 Pt 15 / IC RSS-Restricted Band
PK-U - U-NII: Maximum Peak
ADR - U-NII AD primary method, RMS average

UL VERIFICATION SERVICES INC.
47173 Benicia Street, Fremont, CA 94538; USA TEL:(510) 771-1000 FAX:(510) 661-0888
This report shall not be reproduced except in full, without the written approval of UL Verification Services Inc.

MID CHANNEL RESULTS

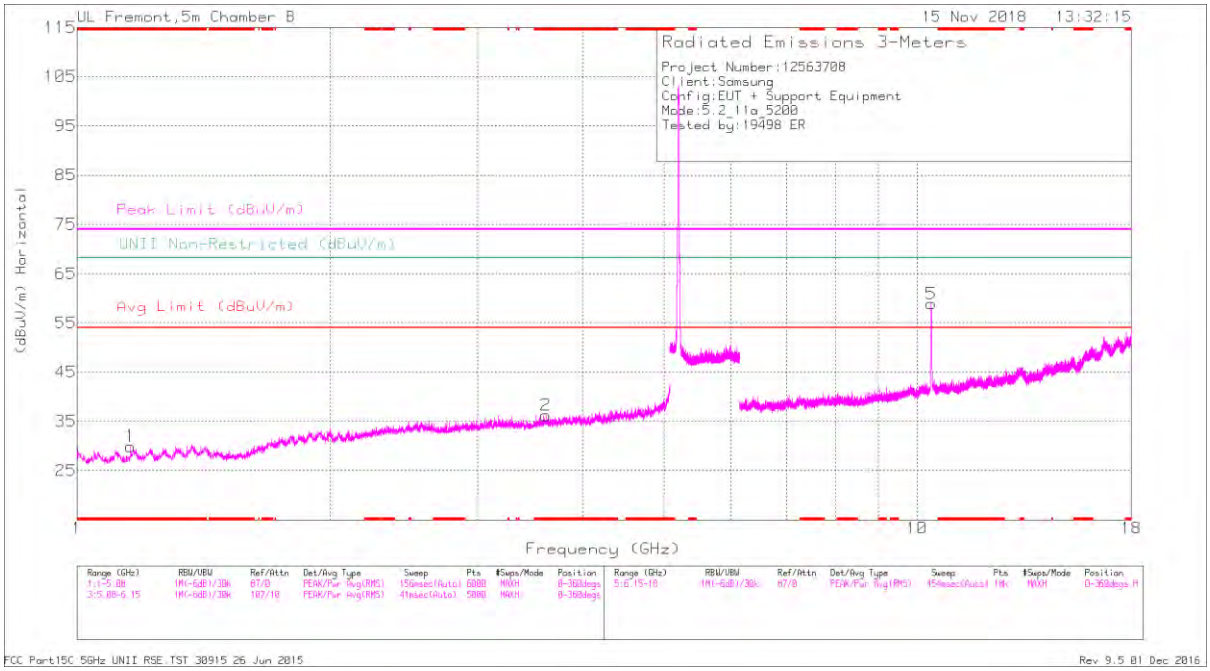

HORIZONTAL

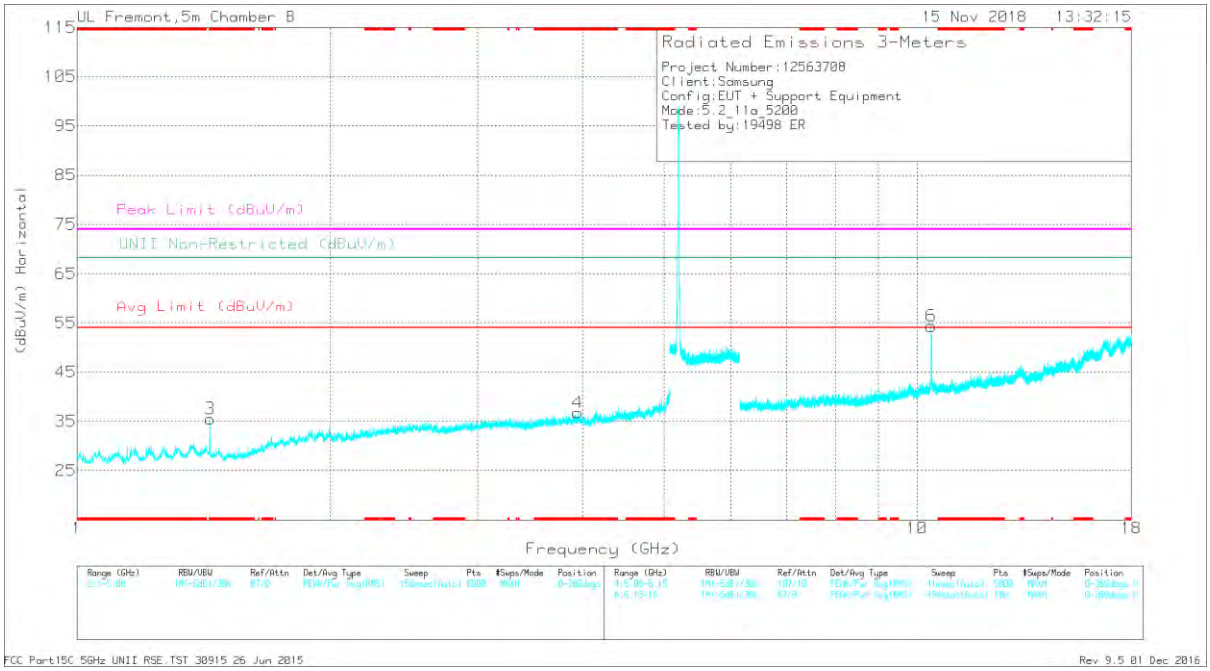

VERTICAL

UL VERIFICATION SERVICES INC.
47173 Benicia Street, Fremont, CA 94538; USA TEL:(510) 771-1000 FAX:(510) 661-0888
This report shall not be reproduced except in full, without the written approval of UL Verification Services Inc.

RADIATED EMISSIONS

Marker	Frequency (GHz)	Meter Reading (dBuV)	Det	AF T863 (dB/m)	Amp/Cbl/Fltr/Pad (dB)	DC Corr (dB)	Corrected Reading (dBuV/m)	Avg Limit (dBuV/m)	Margin (dB)	Peak Limit (dBuV/m)	PK Margin (dB)	UNII Non-Restricted (dBuV/m)	PK Margin (dB)	Azimuth (Degs)	Height (cm)	Polarity
2	* 3.618	40.1	PK-U	33.3	-31.2	0	42.2	-	-	74	-31.8	-	-	138	169	H
	* 3.616	28.81	ADR	33.3	-31.3	.29	31.1	54	-22.9	-	-	-	-	138	169	H
1	* 1.158	42.09	PK-U	27.8	-34	0	35.89	-	-	74	-38.11	-	-	166	199	H
	* 1.16	29.86	ADR	27.8	-34.1	.29	23.85	54	-30.15	-	-	-	-	166	199	H
4	* 3.948	38.9	PK-U	33.4	-29.7	0	42.6	-	-	74	-31.4	-	-	243	144	V
	* 3.948	27.74	ADR	33.4	-29.7	.29	31.73	54	-22.27	-	-	-	-	243	144	V
3	* 1.44	41.24	PK-U	28.2	-33.5	0	35.94	-	-	74	-38.06	-	-	306	217	V
	* 1.44	29.56	ADR	28.2	-33.5	.29	24.55	54	-29.45	-	-	-	-	306	217	V
6	10.396	45.02	PK-U	37.9	-22.2	0	60.72	-	-	-	-	68.2	-7.48	93	126	V
5	10.399	48.07	PK-U	37.9	-22.2	0	63.77	-	-	-	-	68.2	-4.43	162	102	H

* - indicates frequency in CFR47 Pt 15 / IC RSS-Restricted Band
PK-U - U-NII: Maximum Peak
ADR - U-NII AD primary method, RMS average

UL VERIFICATION SERVICES INC.
47173 Benicia Street, Fremont, CA 94538; USA TEL:(510) 771-1000 FAX:(510) 661-0888
This report shall not be reproduced except in full, without the written approval of UL Verification Services Inc.

HIGH CHANNEL RESULTS

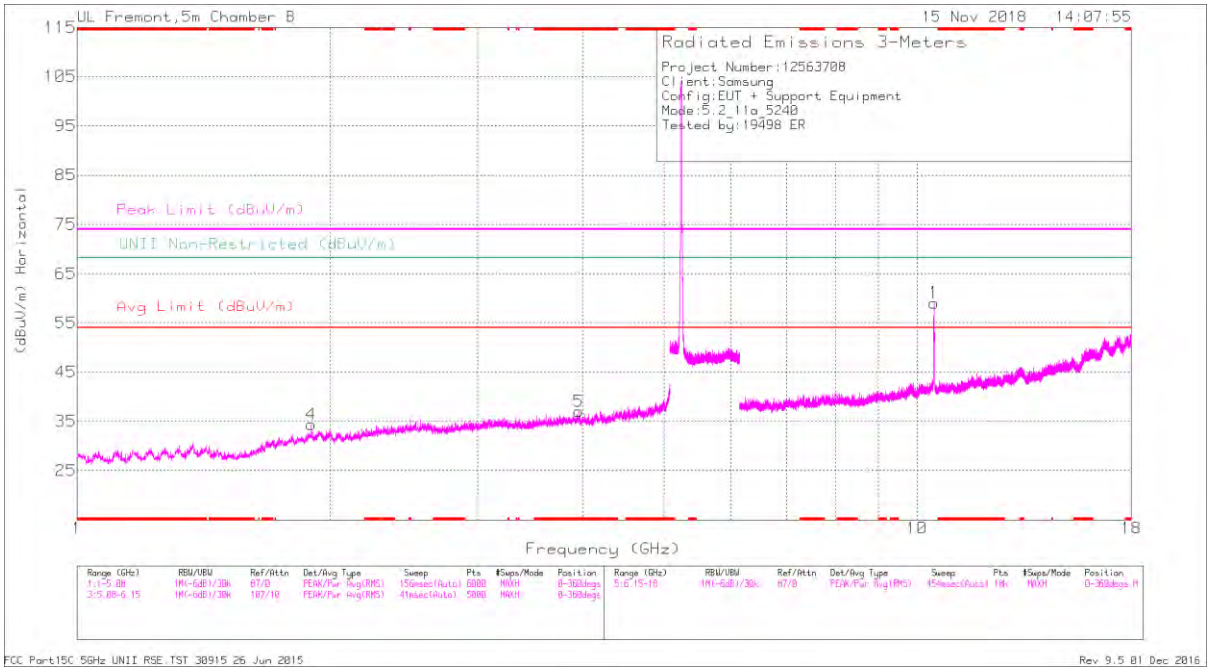

HORIZONTAL

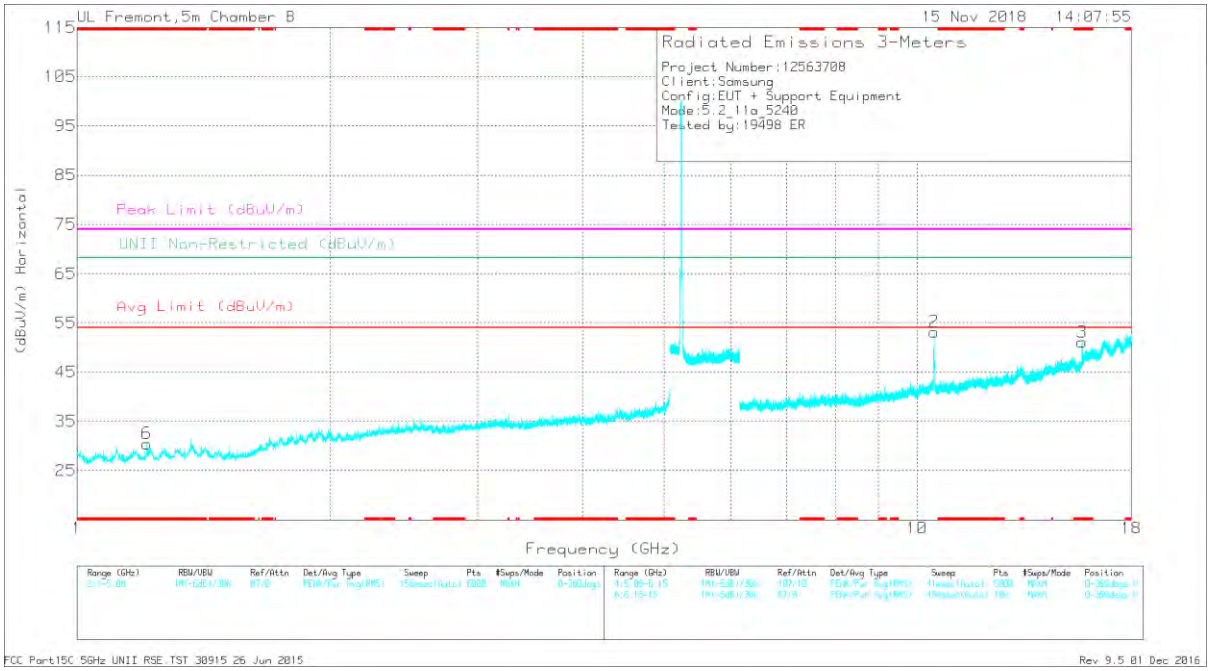

VERTICAL

UL VERIFICATION SERVICES INC.
47173 Benicia Street, Fremont, CA 94538; USA TEL:(510) 771-1000 FAX:(510) 661-0888
This report shall not be reproduced except in full, without the written approval of UL Verification Services Inc.

RADIATED EMISSIONS

Marker	Frequency (GHz)	Meter Reading (dBuV)	Det	AF T863 (dB/m)	Amp/Cbl/Fltr/Pad (dB)	DC Corr (dB)	Corrected Reading (dBuV/m)	Avg Limit (dBuV/m)	Margin (dB)	Peak Limit (dBuV/m)	PK Margin (dB)	UNII Non-Restricted (dBuV/m)	PK Margin (dB)	Azimuth (Degs)	Height (cm)	Polarity
5	* 3.957	39.48	PK-U	33.4	-29.6	0	43.28	-	-	74	-30.72	-	-	135	135	H
	* 3.957	27.73	ADR	33.4	-29.6	.29	31.82	54	-22.18	-	-	-	-	135	135	H
6	* 1.211	41.7	PK-U	28.2	-34.2	0	35.7	-	-	74	-38.3	-	-	255	168	V
	* 1.213	30.25	ADR	28.2	-34.3	.29	24.44	54	-29.56	-	-	-	-	255	168	V
3	* 15.72	38.08	PK-U	41.6	-19.9	0	59.78	-	-	74	-14.22	-	-	205	393	V
	* 15.72	25.44	ADR	41.6	-19.9	.29	47.43	54	-6.57	-	-	-	-	205	393	V
4	1.9	41.74	PK-U	31.1	-32.7	0	40.14	-	-	-	-	68.2	-28.06	321	381	H
2	10.476	42.49	PK-U	37.8	-22.2	0	58.09	-	-	-	-	68.2	-10.11	91	136	V
1	10.479	47.18	PK-U	37.8	-22.3	0	62.68	-	-	-	-	68.2	-5.52	188	214	H

* - indicates frequency in CFR47 Pt 15 / IC RSS-Restricted Band
PK-U - U-NII: Maximum Peak
ADR - U-NII AD primary method, RMS average

UL VERIFICATION SERVICES INC.
47173 Benicia Street, Fremont, CA 94538; USA TEL:(510) 771-1000 FAX:(510) 661-0888
This report shall not be reproduced except in full, without the written approval of UL Verification Services Inc.

10.1.2. TX ABOVE 1 GHz 802.11n HT20 MODE IN THE 5.2 GHz BAND

2TX Antenna 1 + Antenna 2 CDD MODE

BANDEDGE (LOW CHANNEL)

HORIZONTAL RESULT

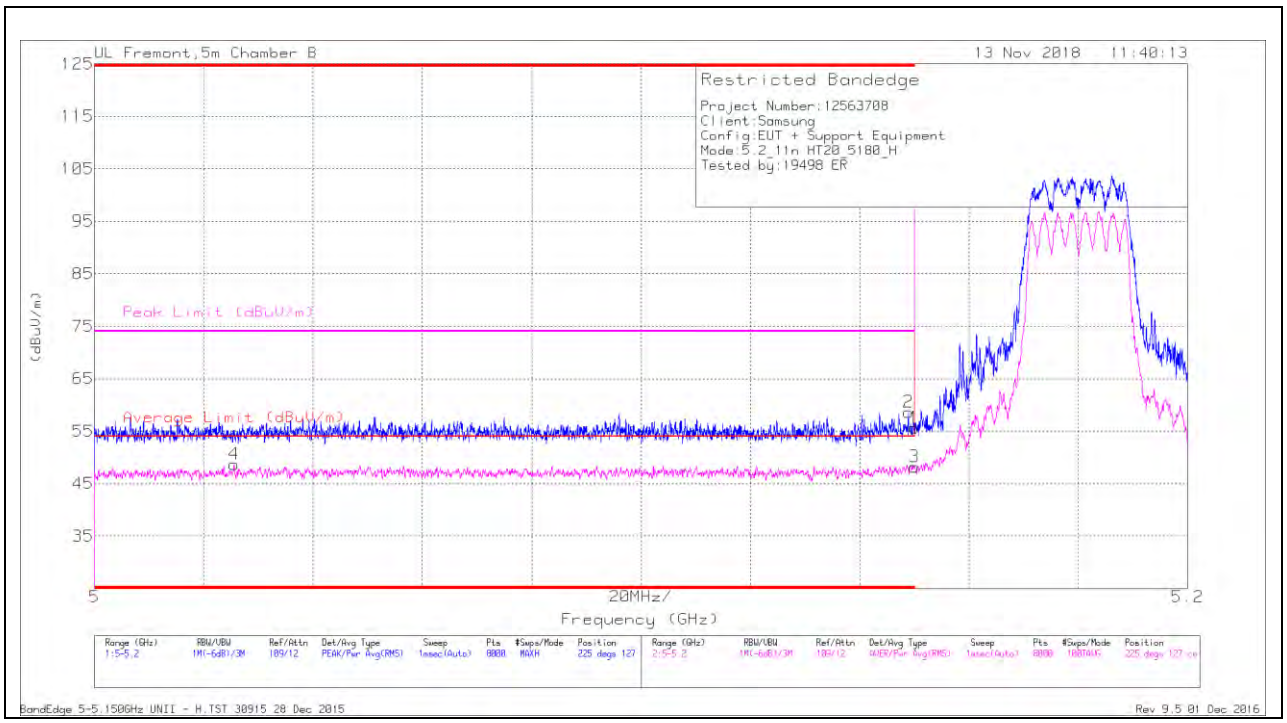

Trace Markers

Marker	Frequency (GHz)	Meter Reading (dBuV)	Det	AF T863 (dB/m)	Amp/Cbl/Fltr/Pad (dB)	DC Corr (dB)	Corrected Reading (dBuV/m)	Average Limit (dBuV/m)	Margin (dB)	Peak Limit (dBuV/m)	PK Margin (dB)	Azimuth (Degs)	Height (cm)	Polarity
4	* 5.026	30.65	RMS	34.6	-16.9	.3	48.65	54	-5.35	-	-	225	127	H
2	* 5.149	41.39	Pk	34.6	-17.4	0	58.59	-	-	74	-15.41	225	127	H
1	* 5.15	38.18	Pk	34.6	-17.1	0	55.68	-	-	74	-18.32	225	127	H
3	* 5.15	30.4	RMS	34.6	-17.1	.3	48.2	54	-5.8	-	-	225	127	H

* - indicates frequency in CFR47 Pt 15 / IC RSS-Restricted Band
Pk - Peak detector
RMS - RMS detection

UL VERIFICATION SERVICES INC.
47173 Benicia Street, Fremont, CA 94538; USA TEL:(510) 771-1000 FAX:(510) 661-0888
This report shall not be reproduced except in full, without the written approval of UL Verification Services Inc.

VERTICAL RESULT

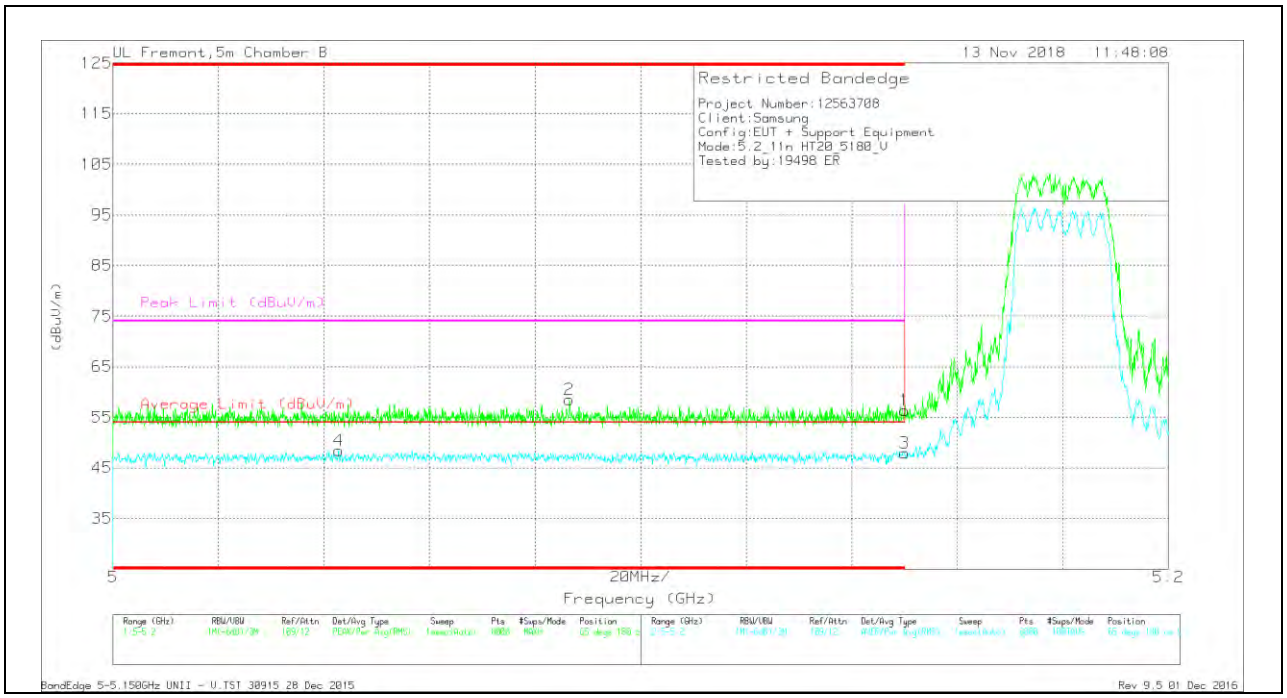

Trace Markers

Marker	Frequency (GHz)	Meter Reading (dBuV)	Det	AF T863 (dB/m)	Amp/Cbl/Fltr/Pad (dB)	DC Corr (dB)	Corrected Reading (dBuV/m)	Average Limit (dBuV/m)	Margin (dB)	Peak Limit (dBuV/m)	PK Margin (dB)	Azimuth (Degs)	Height (cm)	Polarity
1	* 5.15	38.86	Pk	34.6	-17.1	0	56.36	-	-	74	-17.64	65	180	V
2	* 5.087	40.93	Pk	34.5	-17	0	58.43	-	-	74	-15.57	65	180	V
3	* 5.15	30.09	RMS	34.6	-17.1	.3	47.89	54	-6.11	-	-	65	180	V
4	* 5.043	30.5	RMS	34.6	-17	.3	48.4	54	-5.6	-	-	65	180	V

* - indicates frequency in CFR47 Pt 15 / IC RSS-Restricted Band
Pk - Peak detector
RMS - RMS detection

UL VERIFICATION SERVICES INC.
47173 Benicia Street, Fremont, CA 94538; USA TEL:(510) 771-1000 FAX:(510) 661-0888
This report shall not be reproduced except in full, without the written approval of UL Verification Services Inc.

HARMONICS AND SPURIOUS EMISSIONS

LOW CHANNEL RESULTS

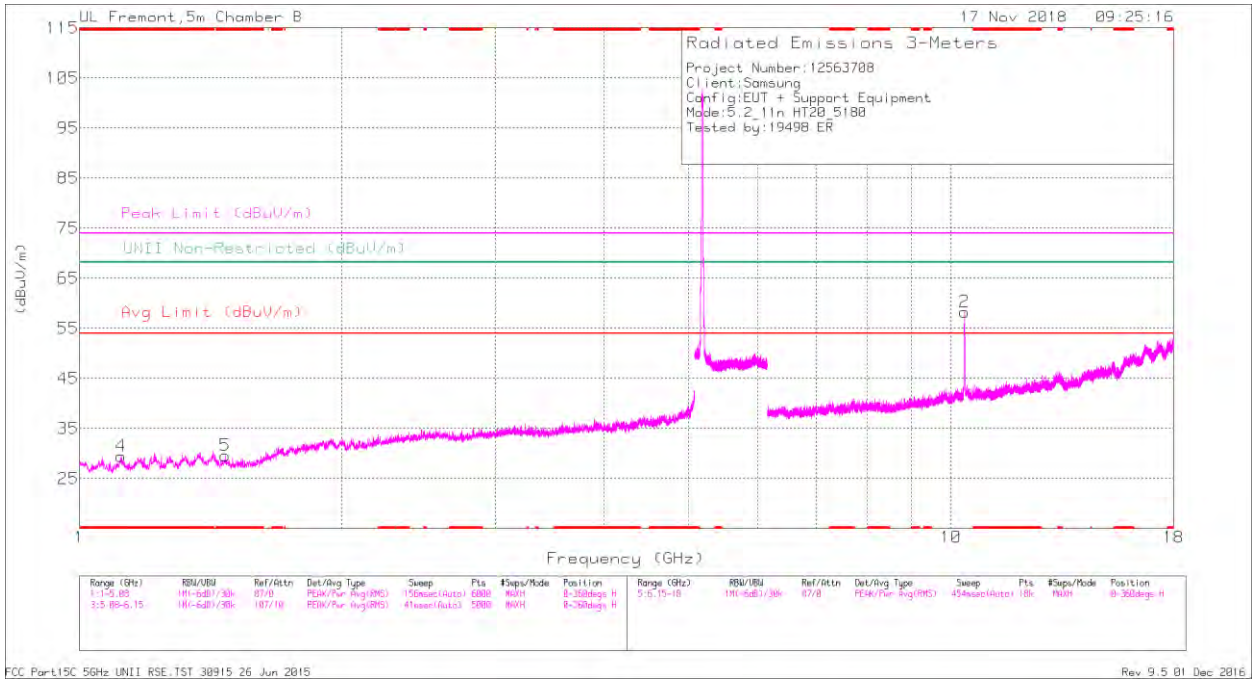

HORIZONTAL

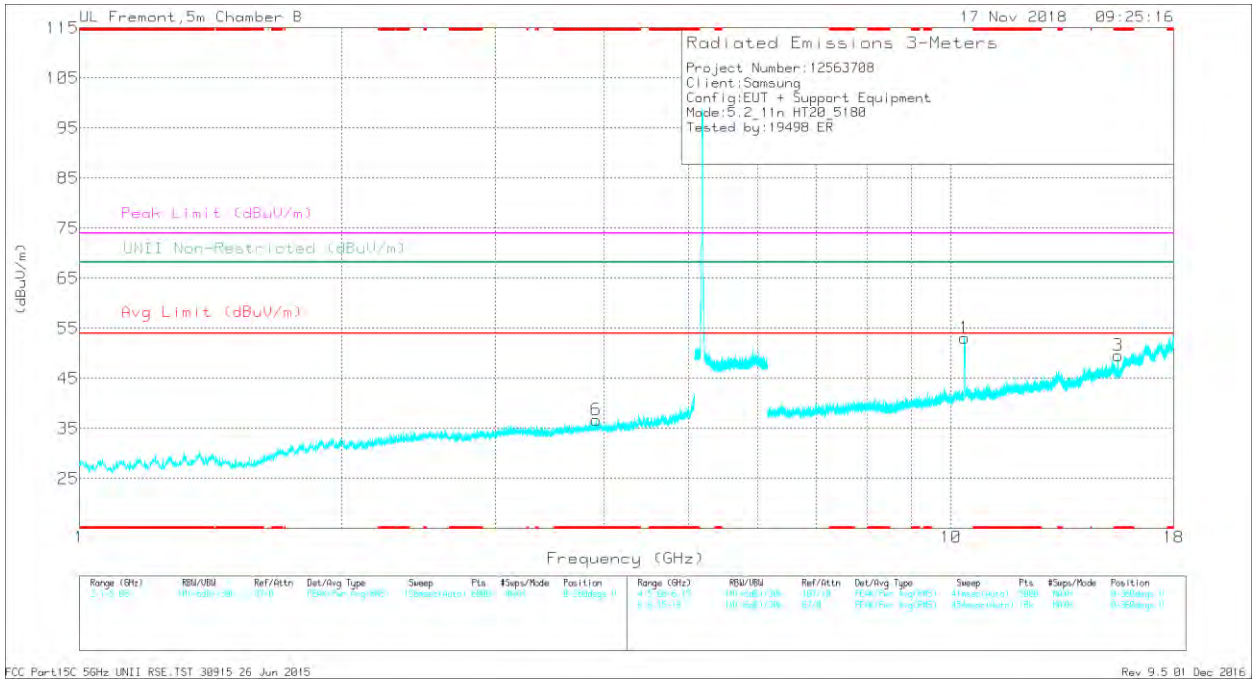

VERTICAL

UL VERIFICATION SERVICES INC.
47173 Benicia Street, Fremont, CA 94538; USA TEL:(510) 771-1000 FAX:(510) 661-0888
This report shall not be reproduced except in full, without the written approval of UL Verification Services Inc.

RADIATED EMISSIONS

Marker	Frequency (GHz)	Meter Reading (dBuV)	Det	AF T863 (dB/m)	Amp/Cbl/Fltr/Pad (dB)	DC Corr (dB)	Corrected Reading (dBuV/m)	Avg Limit (dBuV/m)	Margin (dB)	Peak Limit (dBuV/m)	PK Margin (dB)	UNII Non-Restricted (dBuV/m)	PK Margin (dB)	Azimuth (Degs)	Height (cm)	Polarity
5	* 1.468	41.44	PK-U	28	-33.6	0	35.84	-	-	74	-38.16	-	-	67	175	H
	* 1.47	30.22	ADR	28	-33.6	.3	24.92	54	-29.08	-	-	-	-	67	175	H
4	* 1.119	42.01	PK-U	27.4	-34	0	35.41	-	-	74	-38.59	-	-	157	251	H
	* 1.118	30.72	ADR	27.4	-34	.3	24.42	54	-29.58	-	-	-	-	157	251	H
6	* 3.915	40.44	PK-U	33.4	-30	0	43.84	-	-	74	-30.16	-	-	145	145	V
	* 3.917	28.38	ADR	33.4	-29.9	.3	32.18	54	-21.82	-	-	-	-	145	145	V
3	* 15.54	36.16	PK-U	40.6	-20	0	56.76	-	-	74	-17.24	-	-	207	105	V
	* 15.542	23.72	ADR	40.6	-20	.3	44.62	54	-9.38	-	-	-	-	207	105	V
2	10.358	44.07	PK-U	37.8	-22.8	0	59.07	-	-	-	-	68.2	-9.13	195	104	V
1	10.359	49.99	PK-U	37.8	-22.8	0	64.99	-	-	-	-	68.2	-3.21	160	113	H

* - indicates frequency in CFR47 Pt 15 / IC RSS-Restricted Band
PK-U - U-NII: Maximum Peak
ADR - U-NII AD primary method, RMS average

UL VERIFICATION SERVICES INC.
47173 Benicia Street, Fremont, CA 94538; USA TEL:(510) 771-1000 FAX:(510) 661-0888
This report shall not be reproduced except in full, without the written approval of UL Verification Services Inc.

MID CHANNEL RESULTS

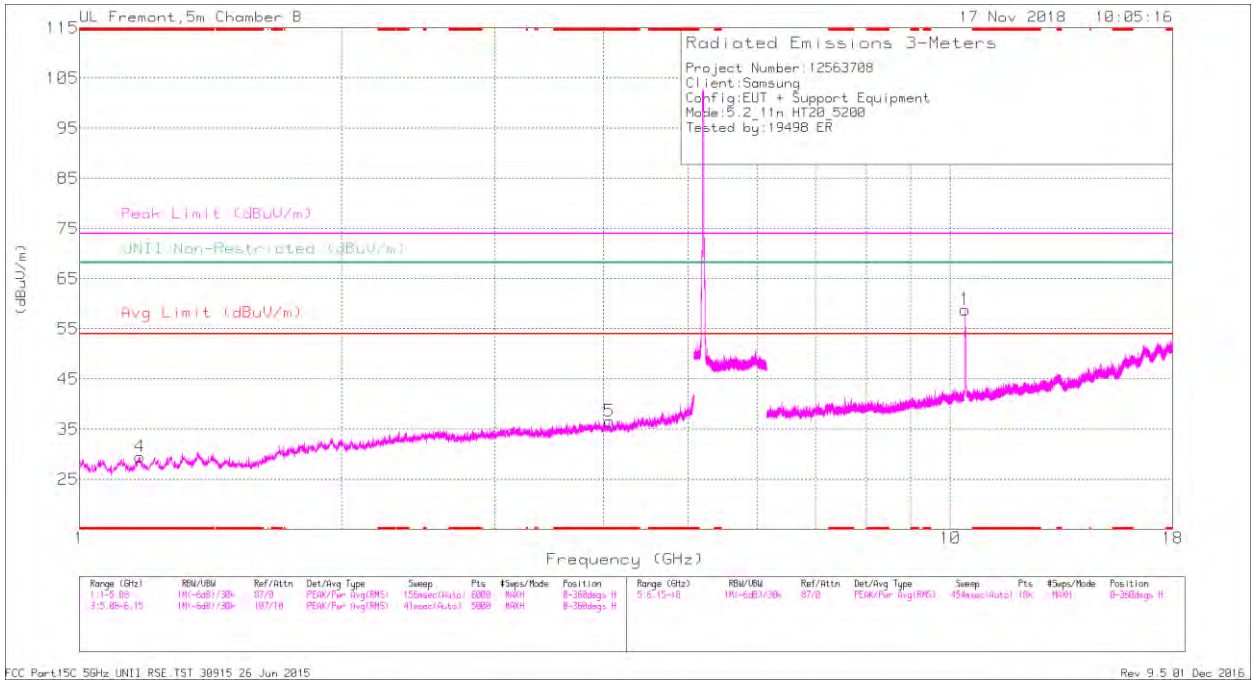

HORIZONTAL

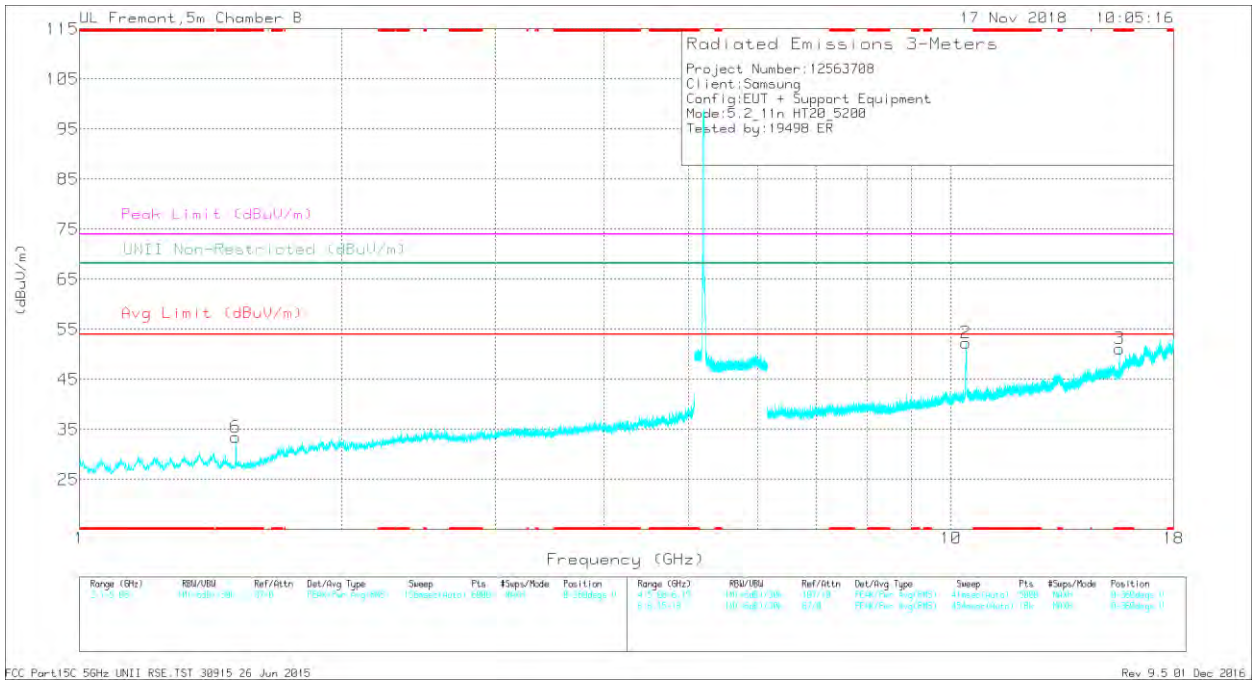

VERTICAL

UL VERIFICATION SERVICES INC.
47173 Benicia Street, Fremont, CA 94538; USA TEL:(510) 771-1000 FAX:(510) 661-0888
This report shall not be reproduced except in full, without the written approval of UL Verification Services Inc.

RADIATED EMISSIONS

Marker	Frequency (GHz)	Meter Reading (dBuV)	Det	AF T863 (dB/m)	Amp/Cbl/Fltr/Pad (dB)	DC Corr (dB)	Corrected Reading (dBuV/m)	Avg Limit (dBuV/m)	Margin (dB)	Peak Limit (dBuV/m)	PK Margin (dB)	UNII Non-Restricted (dBuV/m)	PK Margin (dB)	Azimuth (Degs)	Height (cm)	Polarity
5	* 4.056	39.52	PK-U	33.5	-30.8	0	42.22	-	-	74	-31.78	-	-	314	124	H
	* 4.059	28.52	ADR	33.5	-30.8	.3	31.52	54	-22.48	-	-	-	-	314	124	H
4	* 1.174	41.73	PK-U	28	-34	0	35.73	-	-	74	-38.27	-	-	135	217	H
	* 1.171	30.52	ADR	27.9	-34.1	.3	24.62	54	-29.38	-	-	-	-	135	217	H
6	* 1.513	41.57	PK-U	27.7	-34	0	35.27	-	-	74	-38.73	-	-	239	105	V
	* 1.513	30.08	ADR	27.7	-34	.3	24.08	54	-29.92	-	-	-	-	239	105	V
3	* 15.602	34.45	PK-U	40.6	-19.7	0	55.35	-	-	74	-18.65	-	-	166	129	V
	* 15.599	22.65	ADR	40.6	-19.7	.3	43.85	54	-10.15	-	-	-	-	166	129	V
1	10.401	47.11	PK-U	37.9	-22.2	0	62.81	-	-	-	-	68.2	-5.39	145	120	H
2	10.403	44.73	PK-U	37.9	-22.1	0	60.53	-	-	-	-	68.2	-7.67	98	121	V

* - indicates frequency in CFR47 Pt 15 / IC RSS-Restricted Band
PK-U - U-NII: Maximum Peak
ADR - U-NII AD primary method, RMS average

UL VERIFICATION SERVICES INC.
47173 Benicia Street, Fremont, CA 94538; USA TEL:(510) 771-1000 FAX:(510) 661-0888
This report shall not be reproduced except in full, without the written approval of UL Verification Services Inc.

HIGH CHANNEL RESULTS

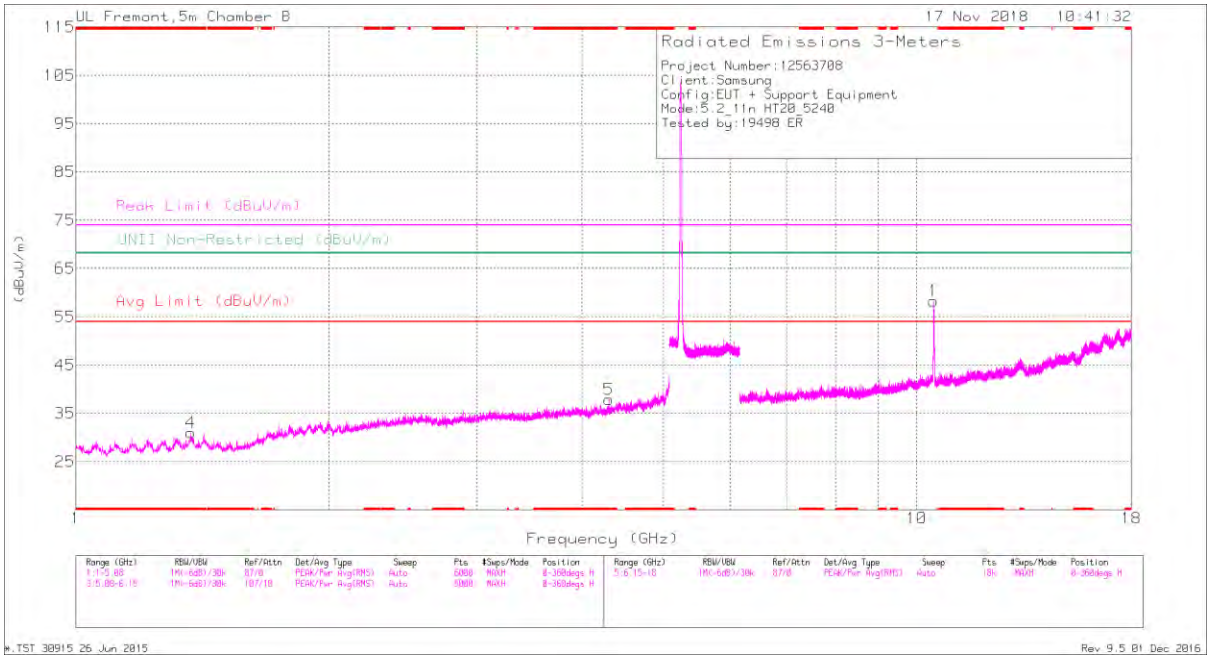

HORIZONTAL

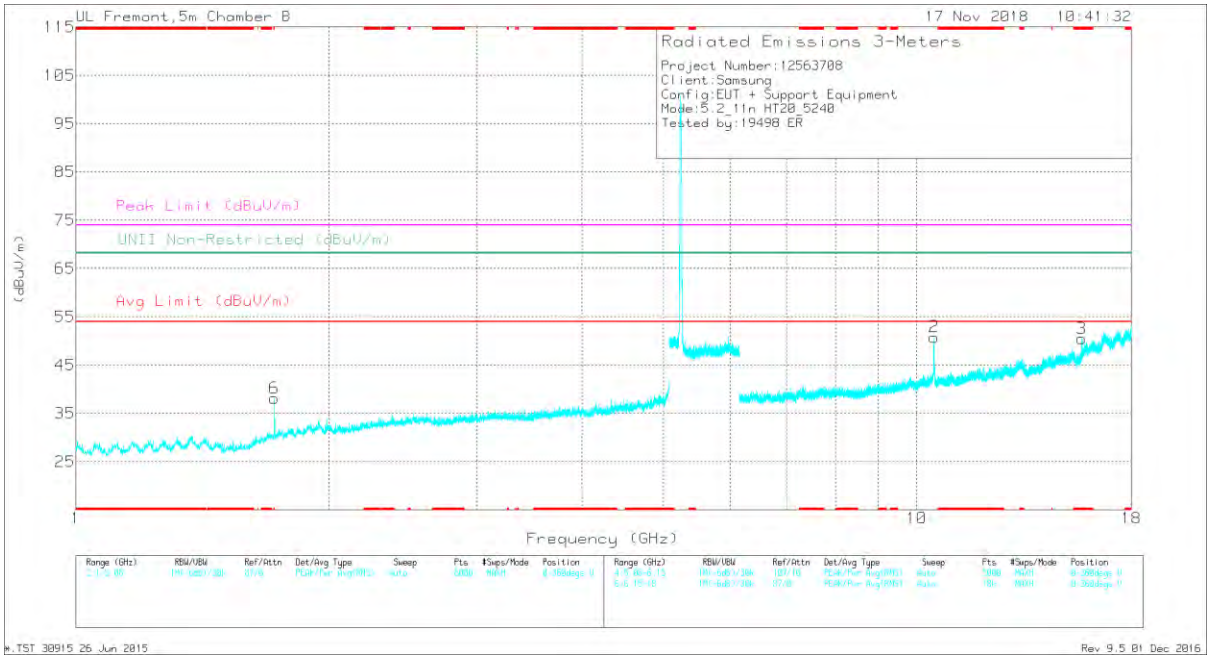

VERTICAL

UL VERIFICATION SERVICES INC.
47173 Benicia Street, Fremont, CA 94538; USA TEL:(510) 771-1000 FAX:(510) 661-0888
This report shall not be reproduced except in full, without the written approval of UL Verification Services Inc.

RADIATED EMISSIONS

Marker	Frequency (GHz)	Meter Reading (dBuV)	Det	AF T863 (dB/m)	Amp/Cbl/Fltr/Pad (dB)	DC Corr (dB)	Corrected Reading (dBuV/m)	Avg Limit (dBuV/m)	Margin (dB)	Peak Limit (dBuV/m)	PK Margin (dB)	UNII Non-Restricted (dBuV/m)	PK Margin (dB)	Azimuth (Degs)	Height (cm)	Polarity
5	* 4.308	40.22	PK-U	33.7	-30.5	0	43.42	-	-	74	-30.58	-	-	160	177	H
	* 4.308	28.4	ADR	33.7	-30.5	.3	31.9	54	-22.1	-	-	-	-	160	177	H
4	* 1.369	42.01	PK-U	28.5	-33.4	0	37.11	-	-	74	-36.89	-	-	258	151	H
	* 1.37	30.32	ADR	28.5	-33.3	.3	25.82	54	-28.18	-	-	-	-	258	151	H
3	* 15.725	37.49	PK-U	41.7	-19.8	0	59.39	-	-	74	-14.61	-	-	150	103	V
	* 15.72	24.84	ADR	41.6	-19.9	.3	46.84	54	-7.16	-	-	-	-	150	103	V
6	1.726	40.51	PK-U	29.9	-32.7	0	37.71	-	-	-	-	68.2	-30.49	245	199	V
1	10.48	47.85	PK-U	37.8	-22.3	0	63.35	-	-	-	-	68.2	-4.85	189	246	H
2	10.484	43.16	PK-U	37.8	-22.4	0	58.56	-	-	-	-	68.2	-9.64	196	270	V

* - indicates frequency in CFR47 Pt 15 / IC RSS-Restricted Band
PK-U - U-NII: Maximum Peak
ADR - U-NII AD primary method, RMS average

UL VERIFICATION SERVICES INC.
47173 Benicia Street, Fremont, CA 94538; USA TEL:(510) 771-1000 FAX:(510) 661-0888
This report shall not be reproduced except in full, without the written approval of UL Verification Services Inc.

10.1.3. TX ABOVE 1 GHz 802.11n HT40 MODE IN THE 5.2 GHz BAND

2TX Antenna 1 + Antenna 2 CDD MODE

BANDEDGE (LOW CHANNEL)

HORIZONTAL RESULT

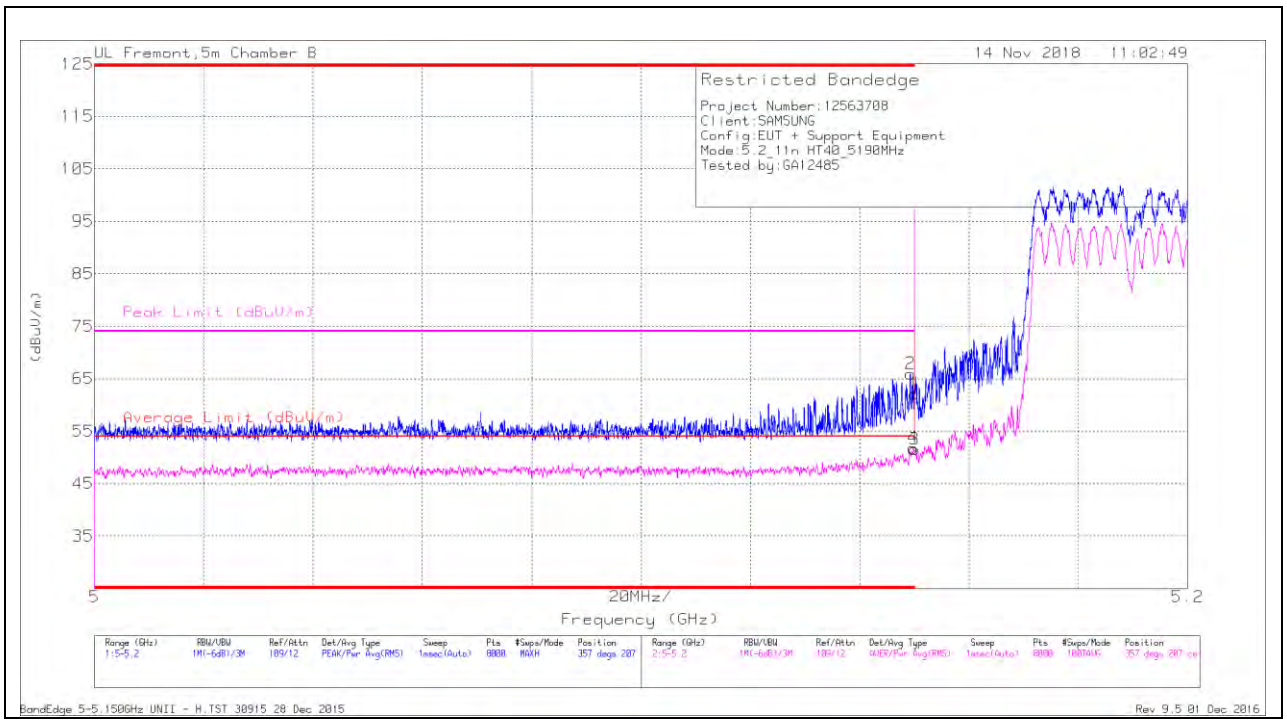

Trace Markers

Marker	Frequency (GHz)	Meter Reading (dBuV)	Det	AF T863 (dB/m)	Amp/Cbl/Fltr/Pad (dB)	DC Corr (dB)	Corrected Reading (dBuV/m)	Average Limit (dBuV/m)	Margin (dB)	Peak Limit (dBuV/m)	PK Margin (dB)	Azimuth (Degs)	Height (cm)	Polarity
2	* 5.149	48.64	Pk	34.6	-17.3	0	65.94	-	-	74	-8.06	357	207	H
1	* 5.15	44.64	Pk	34.6	-17.1	0	62.14	-	-	74	-11.86	357	207	H
3	* 5.15	33.47	RMS	34.6	-17.1	.61	51.58	54	-2.42	-	-	357	207	H
4	* 5.15	33.71	RMS	34.6	-17.1	.61	51.82	54	-2.18	-	-	357	207	H

* - indicates frequency in CFR47 Pt 15 / IC RSS-Restricted Band
Pk - Peak detector
RMS - RMS detection

UL VERIFICATION SERVICES INC.
47173 Benicia Street, Fremont, CA 94538; USA TEL:(510) 771-1000 FAX:(510) 661-0888
This report shall not be reproduced except in full, without the written approval of UL Verification Services Inc.

VERTICAL RESULT

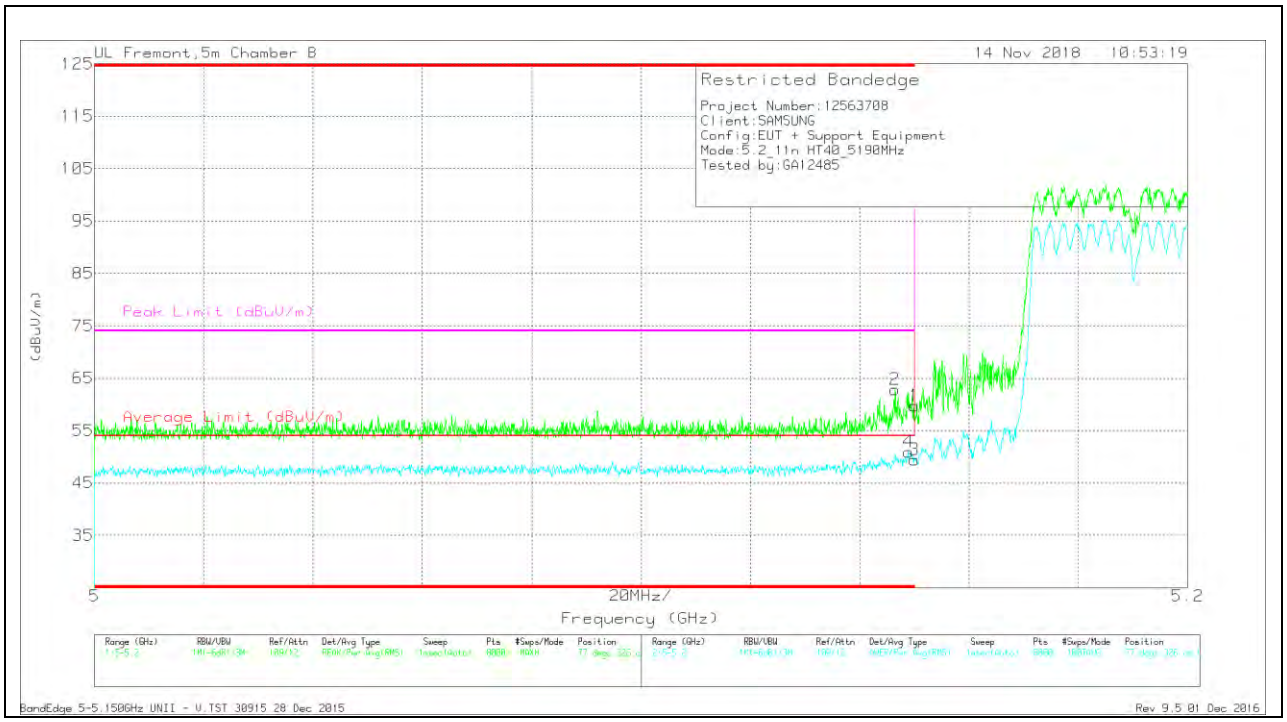

Trace Markers

Marker	Frequency (GHz)	Meter Reading (dBuV)	Det	AF T863 (dB/m)	Amp/Cbl/Fltr/Pad (dB)	DC Corr (dB)	Corrected Reading (dBuV/m)	Average Limit (dBuV/m)	Margin (dB)	Peak Limit (dBuV/m)	PK Margin (dB)	Azimuth (Degs)	Height (cm)	Polarity
2	* 5.146	45.4	Pk	34.6	-17.2	0	62.8	-	-	74	-11.2	77	326	V
4	* 5.149	32.96	RMS	34.6	-17.3	.61	50.87	54	-3.13	-	-	77	326	V
1	* 5.15	42.18	Pk	34.6	-17.1	0	59.68	-	-	74	-14.32	77	326	V
3	* 5.15	31.32	RMS	34.6	-17.1	.61	49.43	54	-4.57	-	-	77	326	V

* - indicates frequency in CFR47 Pt 15 / IC RSS-Restricted Band
Pk - Peak detector
RMS - RMS detection

UL VERIFICATION SERVICES INC.
47173 Benicia Street, Fremont, CA 94538; USA TEL:(510) 771-1000 FAX:(510) 661-0888
This report shall not be reproduced except in full, without the written approval of UL Verification Services Inc.

HARMONICS AND SPURIOUS EMISSIONS

LOW CHANNEL RESULTS

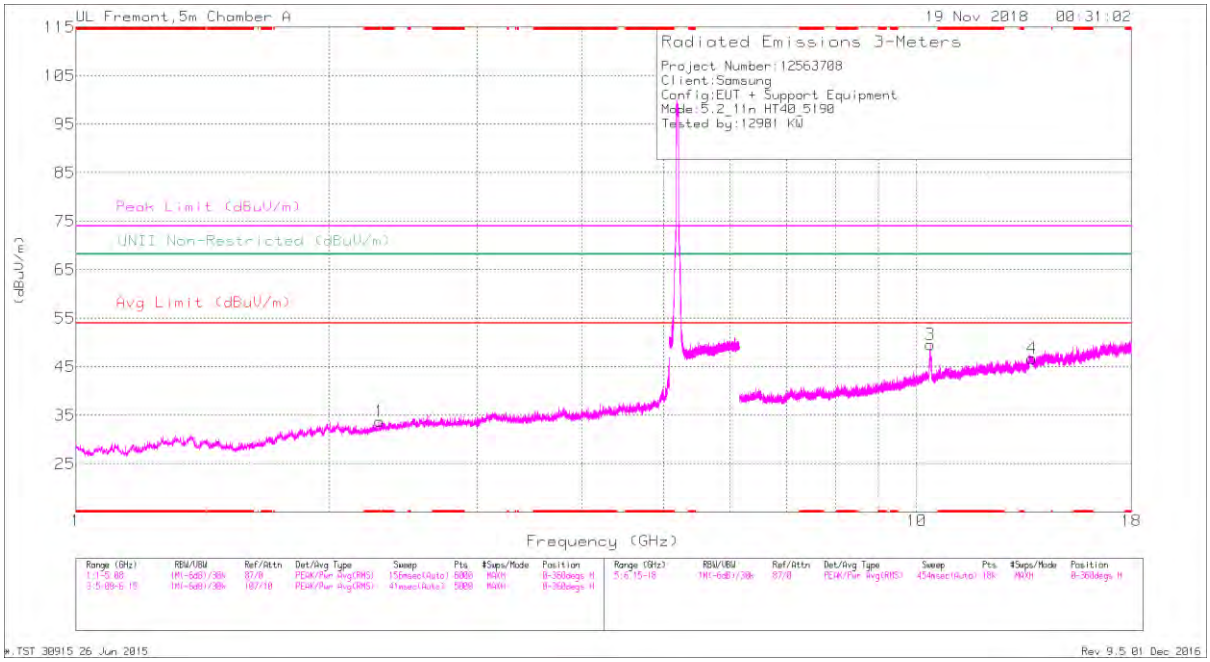

HORIZONTAL

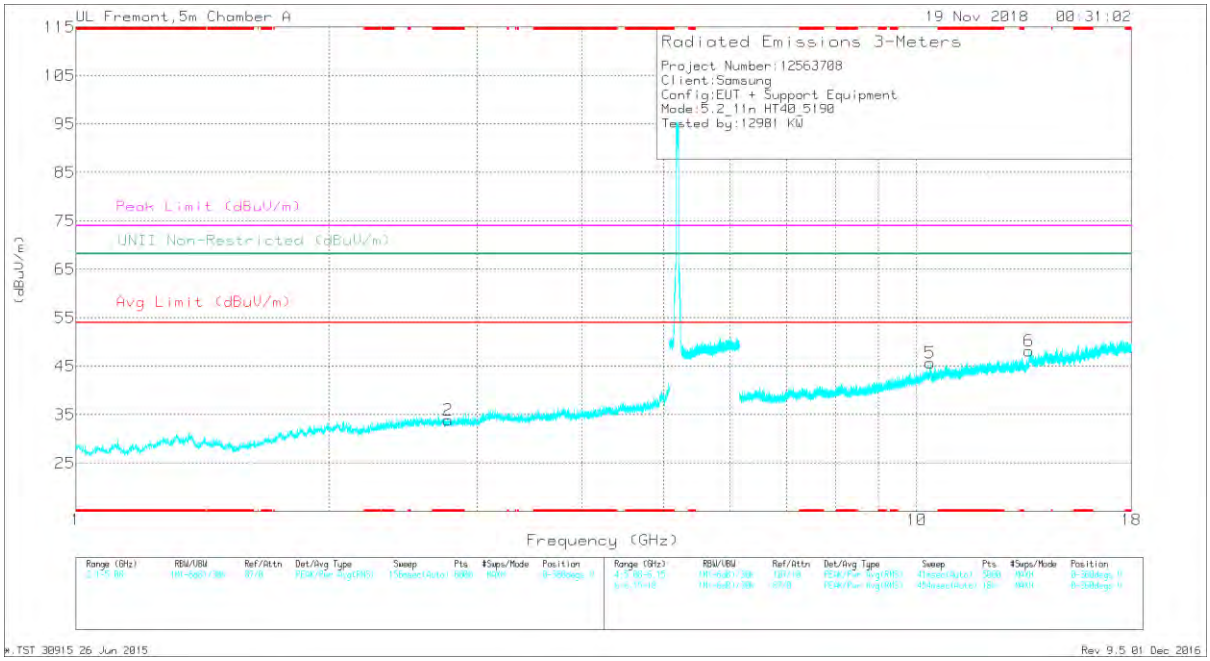

VERTICAL

UL VERIFICATION SERVICES INC.
47173 Benicia Street, Fremont, CA 94538; USA TEL:(510) 771-1000 FAX:(510) 661-0888
This report shall not be reproduced except in full, without the written approval of UL Verification Services Inc.

RADIATED EMISSIONS

Marker	Frequency (GHz)	Meter Reading (dBuV)	Det	AF T345 (dB/m)	Amp/Cbl/Fltr/Pad (dB)	DC Corr (dB)	Corrected Reading (dBuV/m)	Avg Limit (dBuV/m)	Margin (dB)	Peak Limit (dBuV/m)	PK Margin (dB)	UNII Non-Restricted (dBuV/m)	PK Margin (dB)	Azimuth (Degs)	Height (cm)	Polarity
1	* 2.251	38.88	PK-U	31.5	-30.8	0	39.58	-	-	74	-34.42	-	-	45	150	H
	* 2.204	27.26	ADR	31.2	-30.9	.61	28.17	54	-25.83	-	-	-	-	45	150	H
2	* 2.77	38.44	PK-U	32.3	-29.9	0	40.84	-	-	74	-33.16	-	-	102	190	V
	* 2.772	26.72	ADR	32.3	-29.9	.61	29.73	54	-24.27	-	-	-	-	102	190	V
5	10.372	33.69	PK-U	37.5	-19.8	0	51.39	-	-	-	-	68.2	-16.81	167	235	V
3	10.377	38.23	PK-U	37.6	-19.8	0	56.03	-	-	-	-	68.2	-12.17	196	247	H
6	13.602	32.78	PK-U	39.2	-18.2	0	53.78	-	-	-	-	68.2	-14.42	172	215	V
4	13.713	31.82	PK-U	39.3	-18.7	0	52.42	-	-	-	-	68.2	-15.78	203	168	H

* - indicates frequency in CFR47 Pt 15 / IC RSS-Restricted Band
PK-U - U-NII: Maximum Peak
ADR - U-NII AD primary method, RMS average

UL VERIFICATION SERVICES INC.
47173 Benicia Street, Fremont, CA 94538; USA TEL:(510) 771-1000 FAX:(510) 661-0888
This report shall not be reproduced except in full, without the written approval of UL Verification Services Inc.

HIGH CHANNEL RESULTS

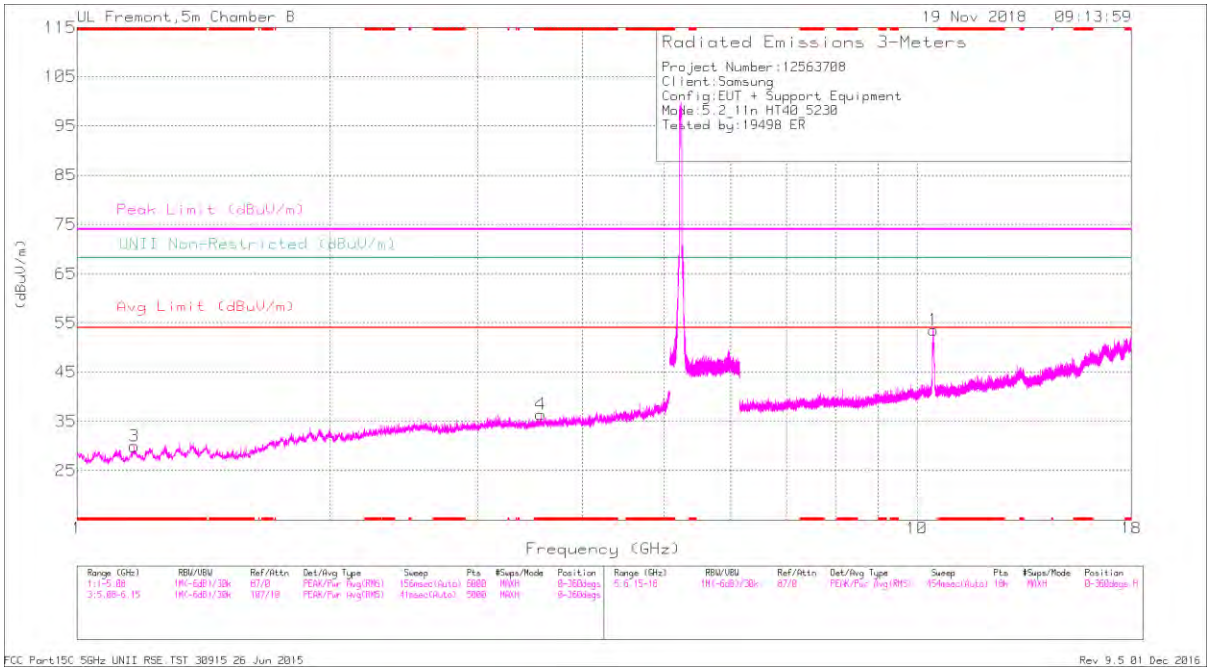

HORIZONTAL

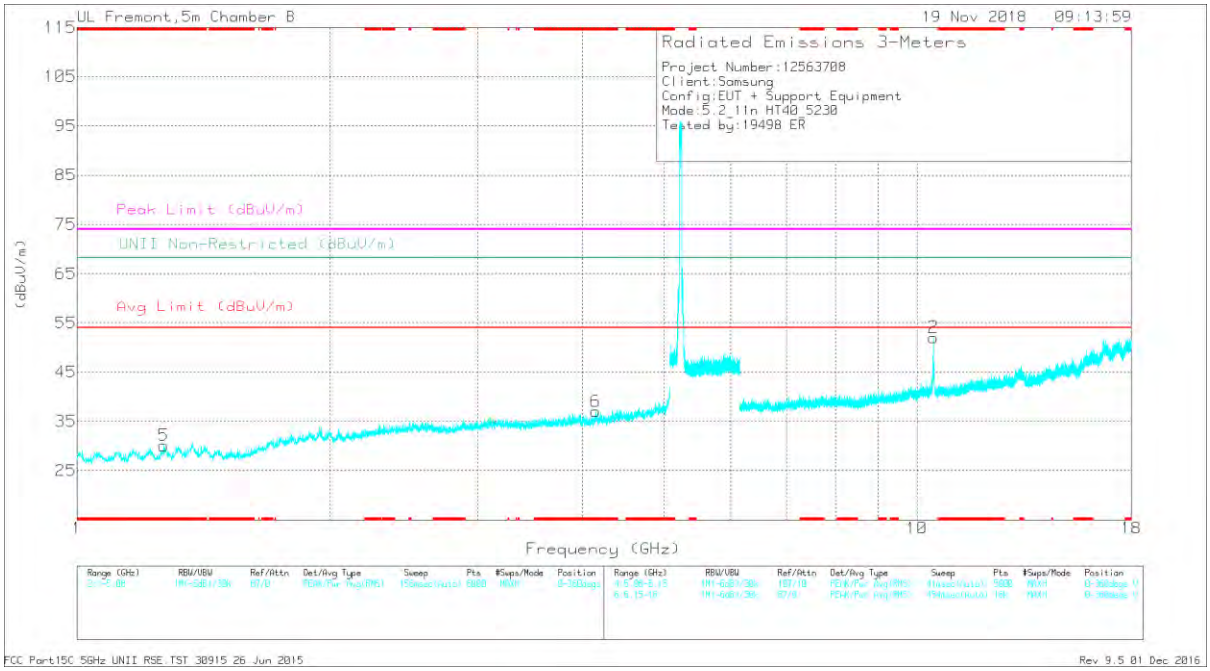

VERTICAL

UL VERIFICATION SERVICES INC.
47173 Benicia Street, Fremont, CA 94538; USA TEL:(510) 771-1000 FAX:(510) 661-0888
This report shall not be reproduced except in full, without the written approval of UL Verification Services Inc.

RADIATED EMISSIONS

Marker	Frequency (GHz)	Meter Reading (dBuV)	Det	AF T863 (dB/m)	Amp/Cbl/Fltr/Pad (dB)	DC Corr (dB)	Corrected Reading (dBuV/m)	Avg Limit (dBuV/m)	Margin (dB)	Peak Limit (dBuV/m)	PK Margin (dB)	UNII Non-Restricted (dBuV/m)	PK Margin (dB)	Azimuth (Degs)	Height (cm)	Polarity
4	* 3.568	39.56	PK-U	33.2	-30.7	0	42.06	-	-	74	-31.94	-	-	294	132	H
	* 3.566	27.91	ADR	33.2	-30.8	.61	30.92	54	-23.08	-	-	-	-	294	132	H
3	* 1.169	42.49	PK-U	27.9	-34.1	0	36.29	-	-	74	-37.71	-	-	29	105	H
	* 1.169	30.29	ADR	27.9	-34.1	.61	24.7	54	-29.3	-	-	-	-	29	105	H
6	* 4.145	38.7	PK-U	33.6	-29.3	0	43	-	-	74	-31	-	-	113	198	V
	* 4.147	27.36	ADR	33.6	-29.2	.61	32.37	54	-21.63	-	-	-	-	113	198	V
5	* 1.27	42.55	PK-U	28.4	-34.3	0	36.65	-	-	74	-37.35	-	-	159	156	V
	* 1.268	30.75	ADR	28.4	-34.3	.61	25.46	54	-28.54	-	-	-	-	159	156	V
2	10.461	40.75	PK-U	37.8	-22	0	56.55	-	-	-	-	68.2	-11.65	78	116	V
1	10.462	44.46	PK-U	37.8	-22	0	60.26	-	-	-	-	68.2	-7.94	179	111	H

* - indicates frequency in CFR47 Pt 15 / IC RSS-Restricted Band
PK-U - U-NII: Maximum Peak
ADR - U-NII AD primary method, RMS average

UL VERIFICATION SERVICES INC.
47173 Benicia Street, Fremont, CA 94538; USA TEL:(510) 771-1000 FAX:(510) 661-0888
This report shall not be reproduced except in full, without the written approval of UL Verification Services Inc.

10.1.4. TX ABOVE 1 GHz 802.11ac VHT80 MODE IN THE 5.2 GHz BAND

2TX Antenna 1 + Antenna 2 CDD MODE

BANDEDGE (MID CHANNEL)

HORIZONTAL RESULT

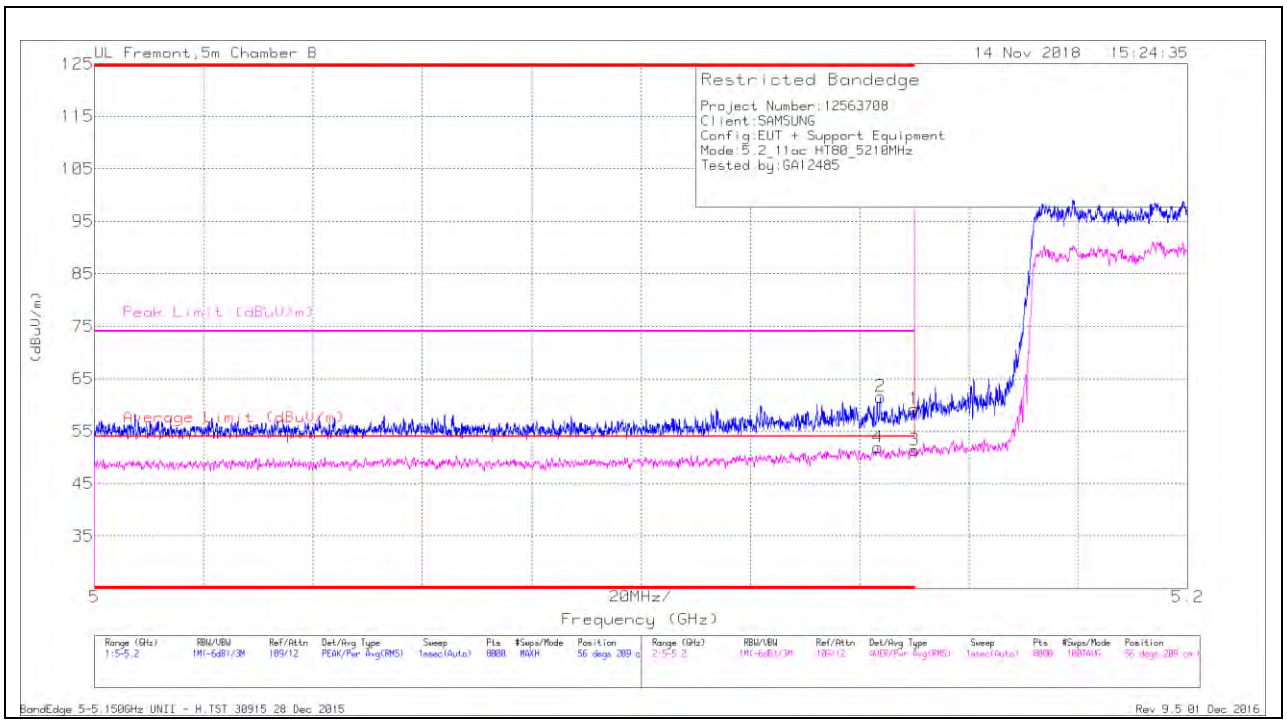

Trace Markers

Marker	Frequency (GHz)	Meter Reading (dBuV)	Det	AF T863 (dB/m)	Amp/Cbl/Fltr/Pad (dB)	DC Corr (dB)	Corrected Reading (dBuV/m)	Average Limit (dBuV/m)	Margin (dB)	Peak Limit (dBuV/m)	PK Margin (dB)	Azimuth (Degs)	Height (cm)	Polarity
4	* 5.143	32.59	RMS	34.6	-17.2	1.96	51.95	54	-2.05	-	-	56	209	H
2	* 5.144	44.13	Pk	34.6	-17.2	0	61.53	-	-	74	-12.47	56	209	H
1	* 5.15	41.75	Pk	34.6	-17.1	0	59.25	-	-	74	-14.75	56	209	H
3	* 5.15	31.99	RMS	34.6	-17.1	1.96	51.45	54	-2.55	-	-	56	209	H

* - indicates frequency in CFR47 Pt 15 / IC RSS-Restricted Band
Pk - Peak detector
RMS - RMS detection

UL VERIFICATION SERVICES INC.
47173 Benicia Street, Fremont, CA 94538; USA TEL:(510) 771-1000 FAX:(510) 661-0888
This report shall not be reproduced except in full, without the written approval of UL Verification Services Inc.

VERTICAL RESULT

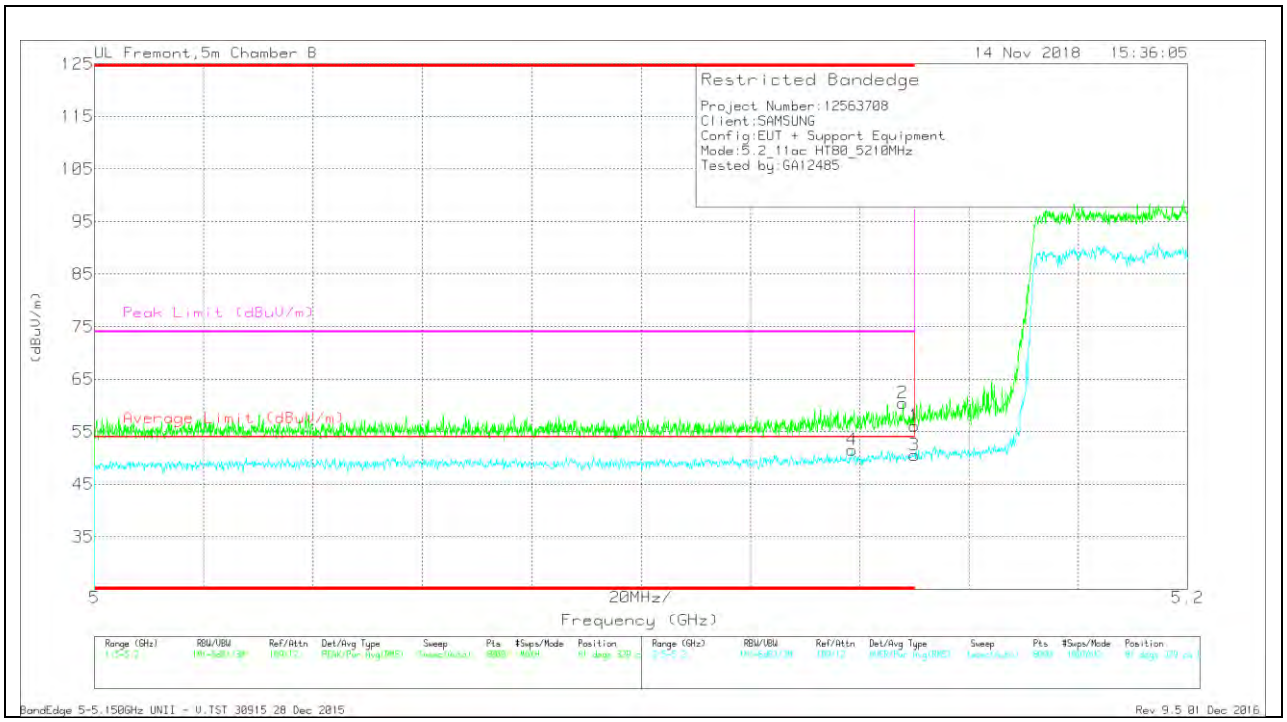

Trace Markers

Marker	Frequency (GHz)	Meter Reading (dBuV)	Det	AF T863 (dB/m)	Amp/Cbl/Fltr/Pad (dB)	DC Corr (dB)	Corrected Reading (dBuV/m)	Average Limit (dBuV/m)	Margin (dB)	Peak Limit (dBuV/m)	PK Margin (dB)	Azimuth (Degs)	Height (cm)	Polarity
4	* 5.139	32.03	RMS	34.6	-17.1	1.96	51.49	54	-2.51	-	-	81	329	V
2	* 5.148	42.89	Pk	34.6	-17	0	60.49	-	-	74	-13.51	81	329	V
1	* 5.15	38.68	Pk	34.6	-17.1	0	56.18	-	-	74	-17.82	81	329	V
3	* 5.15	31.09	RMS	34.6	-17.1	1.96	50.55	54	-3.45	-	-	81	329	V

* - indicates frequency in CFR47 Pt 15 / IC RSS-Restricted Band
Pk - Peak detector
RMS - RMS detection

UL VERIFICATION SERVICES INC.
47173 Benicia Street, Fremont, CA 94538; USA TEL:(510) 771-1000 FAX:(510) 661-0888
This report shall not be reproduced except in full, without the written approval of UL Verification Services Inc.

HARMONICS AND SPURIOUS EMISSIONS

MID CHANNEL RESULTS

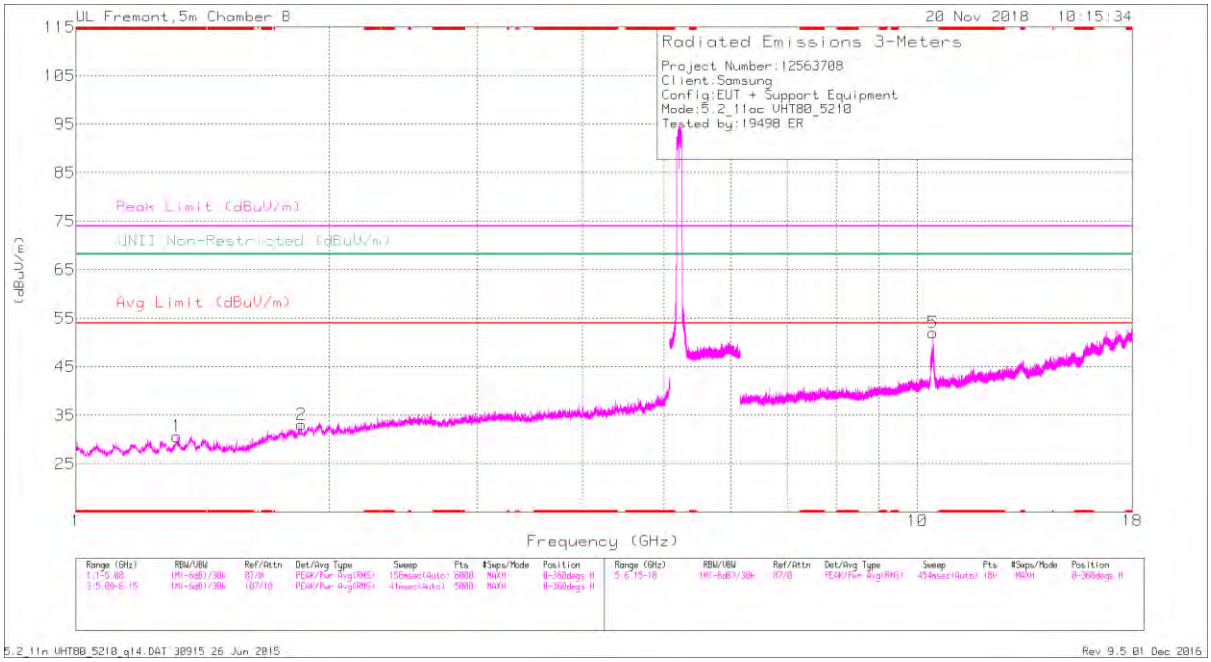

HORIZONTAL

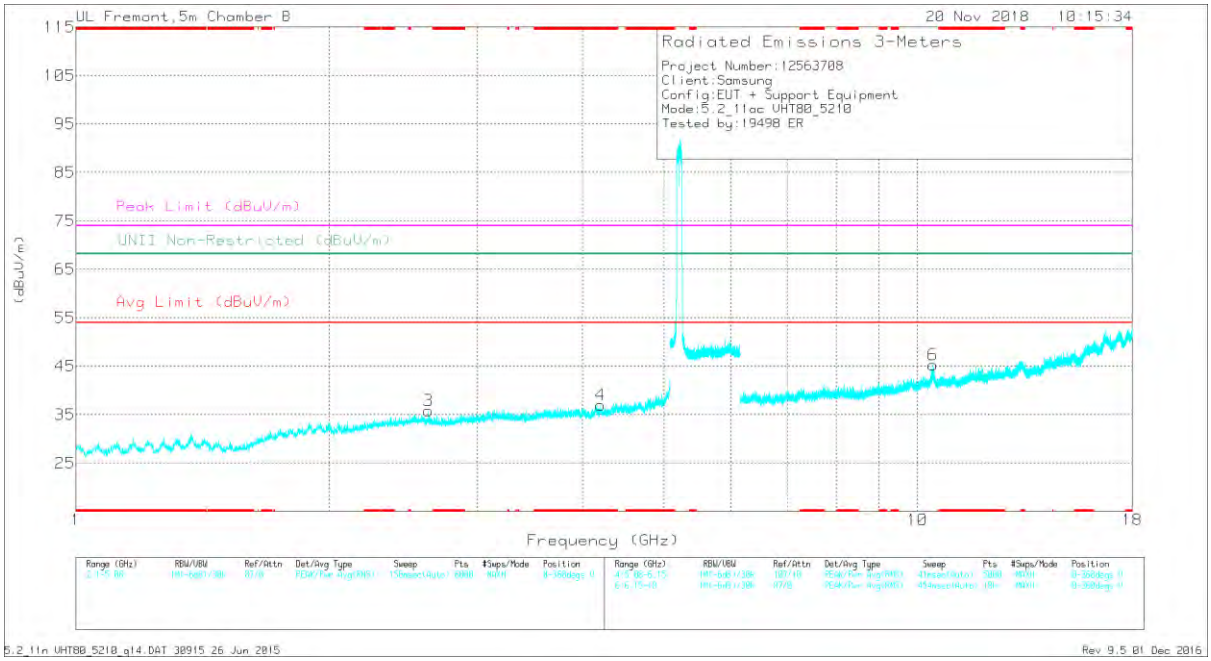

VERTICAL

UL VERIFICATION SERVICES INC.
47173 Benicia Street, Fremont, CA 94538; USA TEL:(510) 771-1000 FAX:(510) 661-0888
This report shall not be reproduced except in full, without the written approval of UL Verification Services Inc.

RADIATED EMISSIONS

Marker	Frequency (GHz)	Meter Reading (dBuV)	Det	AF T863 (dB/m)	Amp/Cbl/Fltr/Pad (dB)	DC Corr (dB)	Corrected Reading (dBuV/m)	Avg Limit (dBuV/m)	Margin (dB)	Peak Limit (dBuV/m)	PK Margin (dB)	UNII Non-Restricted (dBuV/m)	PK Margin (dB)	Azimuth (Degs)	Height (cm)	Polarity
1	* 1.319	42.77	PK-U	28.4	-34	0	37.17	-	-	74	-36.83	-	-	212	164	H
	* 1.319	30.53	ADR	28.4	-34	1.96	26.89	54	-27.11	-	-	-	-	212	164	H
4	* 4.203	39.08	PK-U	33.6	-29.6	0	43.08	-	-	74	-30.92	-	-	315	129	V
	* 4.202	27.8	ADR	33.6	-29.5	1.96	33.86	54	-20.14	-	-	-	-	315	129	V
2	1.851	41.45	PK-U	30.9	-33.5	0	38.85	-	-	-	-	68.2	-29.35	137	183	H
3	2.623	41.16	PK-U	32.6	-31.9	0	41.86	-	-	-	-	68.2	-26.34	203	120	V
6	10.431	35.98	PK-U	37.9	-21.8	0	52.08	-	-	-	-	68.2	-16.12	177	197	V
5	10.434	41.25	PK-U	37.9	-21.9	0	57.25	-	-	-	-	68.2	-10.95	190	238	H

* - indicates frequency in CFR47 Pt 15 / IC RSS-Restricted Band
PK-U - U-NII: Maximum Peak
ADR - U-NII AD primary method, RMS average

UL VERIFICATION SERVICES INC.
47173 Benicia Street, Fremont, CA 94538; USA TEL:(510) 771-1000 FAX:(510) 661-0888
This report shall not be reproduced except in full, without the written approval of UL Verification Services Inc.

10.1.5. TX ABOVE 1 GHz 802.11ax HE20 MODE IN THE 5.2 GHz BAND

2TX Antenna 1 + Antenna 2 OFDMA MODE – 242-Tones, RU Index 61

BANDEDGE (LOW CHANNEL)

HORIZONTAL RESULT

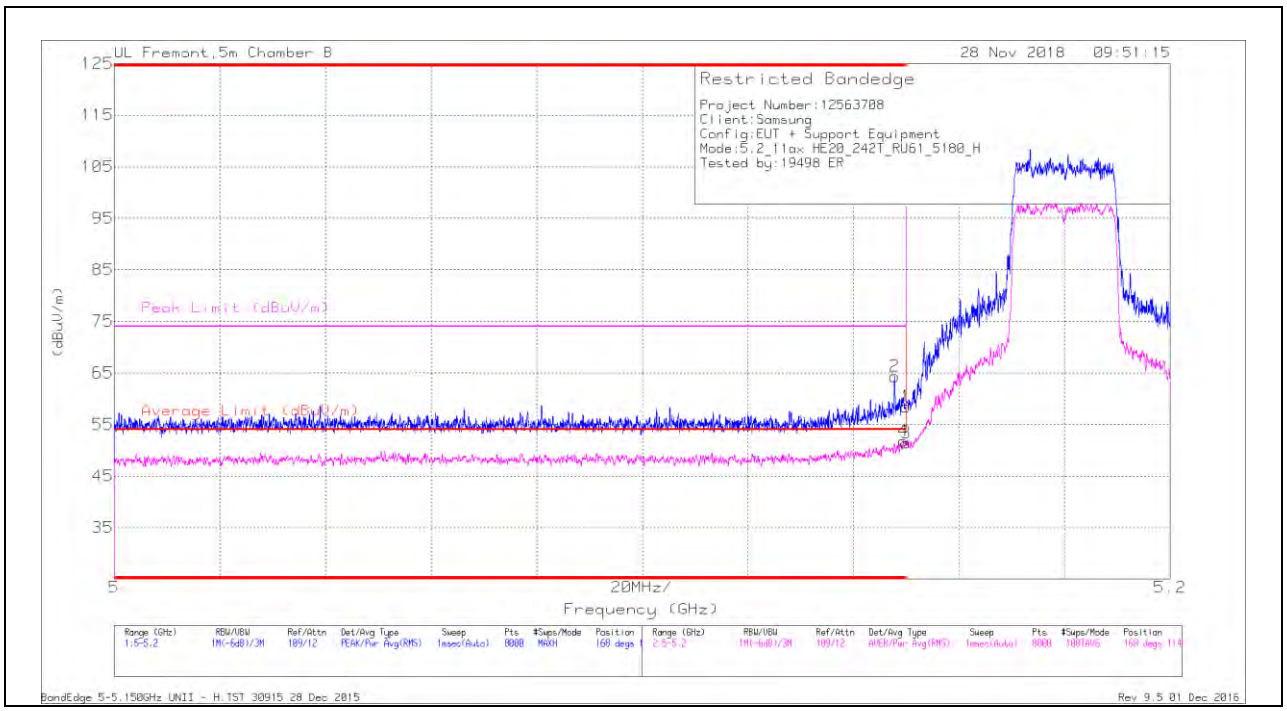

Trace Markers

Marker	Frequency (GHz)	Meter Reading (dBuV)	Det	AF T863 (dB/m)	Amp/Cbl/Fltr/Pad (dB)	DC Corr (dB)	Corrected Reading (dBuV/m)	Average Limit (dBuV/m)	Margin (dB)	Peak Limit (dBuV/m)	PK Margin (dB)	Azimuth (Degs)	Height (cm)	Polarity
2	* 5.148	46.84	Pk	34.6	-17.1	0	64.34	-	-	74	-9.66	168	114	H
4	* 5.149	33.01	RMS	34.6	-17.2	.67	51.08	54	-2.92	-	-	168	114	H
1	* 5.15	40.97	Pk	34.6	-17.1	0	58.47	-	-	74	-15.53	168	114	H
3	* 5.15	32.56	RMS	34.6	-17.1	.67	50.73	54	-3.27	-	-	168	114	H

* - indicates frequency in CFR47 Pt 15 / IC RSS-Restricted Band
Pk - Peak detector
RMS - RMS detection

UL VERIFICATION SERVICES INC.
47173 Benicia Street, Fremont, CA 94538; USA TEL:(510) 771-1000 FAX:(510) 661-0888
This report shall not be reproduced except in full, without the written approval of UL Verification Services Inc.

VERTICAL RESULT

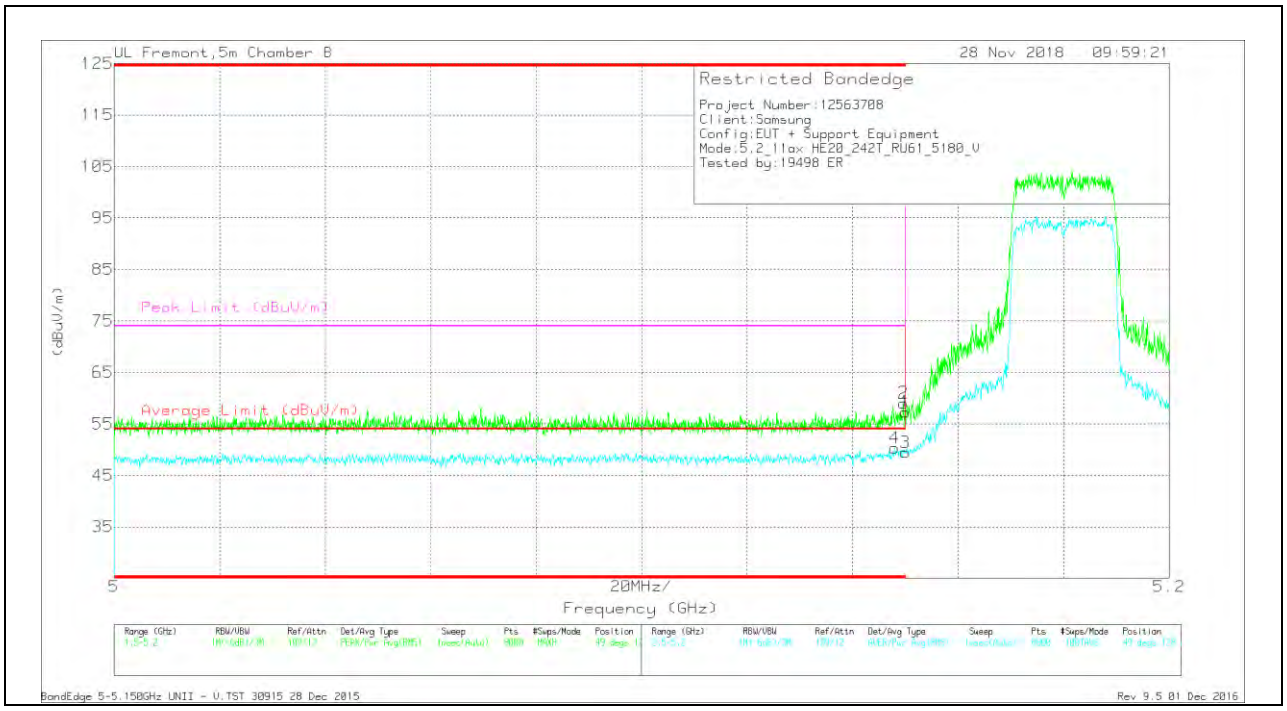

Trace Markers

Marker	Frequency (GHz)	Meter Reading (dBuV)	Det	AF T863 (dB/m)	Amp/Cbl/Fltr/Pad (dB)	DC Corr (dB)	Corrected Reading (dBuV/m)	Average Limit (dBuV/m)	Margin (dB)	Peak Limit (dBuV/m)	PK Margin (dB)	Azimuth (Degs)	Height (cm)	Polarity
4	* 5.148	31.32	RMS	34.6	-17	.67	49.59	54	-4.41	-	-	49	128	V
1	* 5.15	39.85	Pk	34.6	-17.1	0	57.35	-	-	74	-16.65	49	128	V
2	* 5.15	41.63	Pk	34.6	-17.2	0	59.03	-	-	74	-14.97	49	128	V
3	* 5.15	30.56	RMS	34.6	-17.1	.67	48.73	54	-5.27	-	-	49	128	V

* - indicates frequency in CFR47 Pt 15 / IC RSS-Restricted Band
Pk - Peak detector
RMS - RMS detection

UL VERIFICATION SERVICES INC.
47173 Benicia Street, Fremont, CA 94538; USA TEL:(510) 771-1000 FAX:(510) 661-0888
This report shall not be reproduced except in full, without the written approval of UL Verification Services Inc.

HARMONICS AND SPURIOUS EMISSIONS

LOW CHANNEL RESULTS

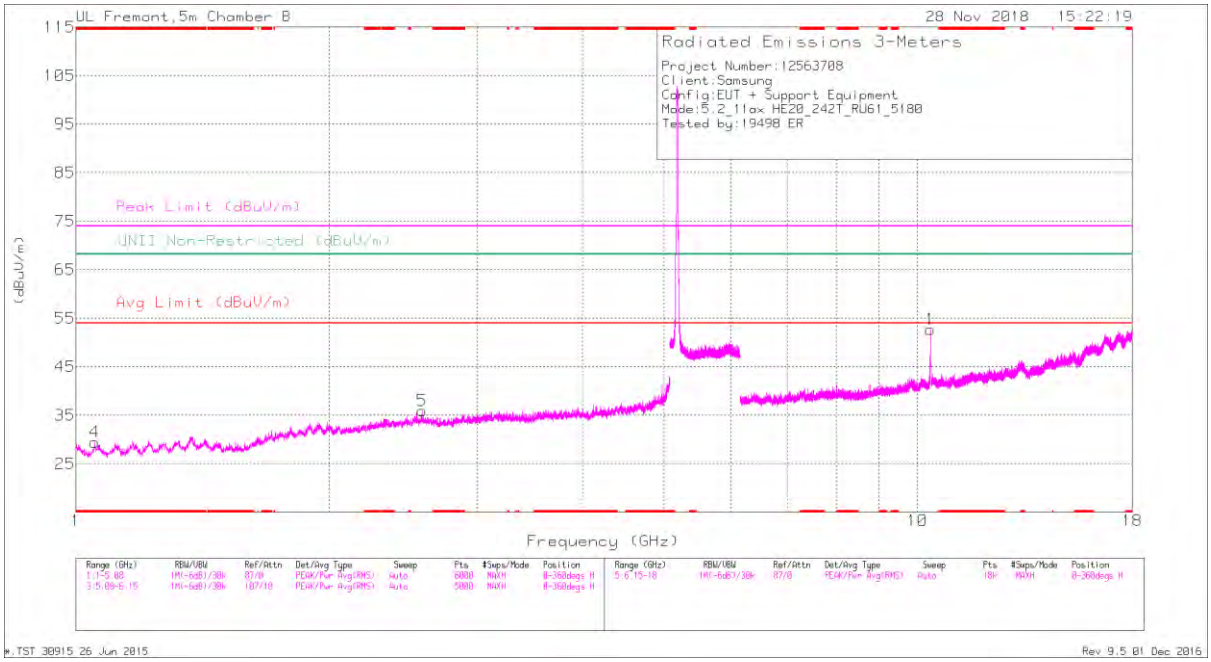

HORIZONTAL

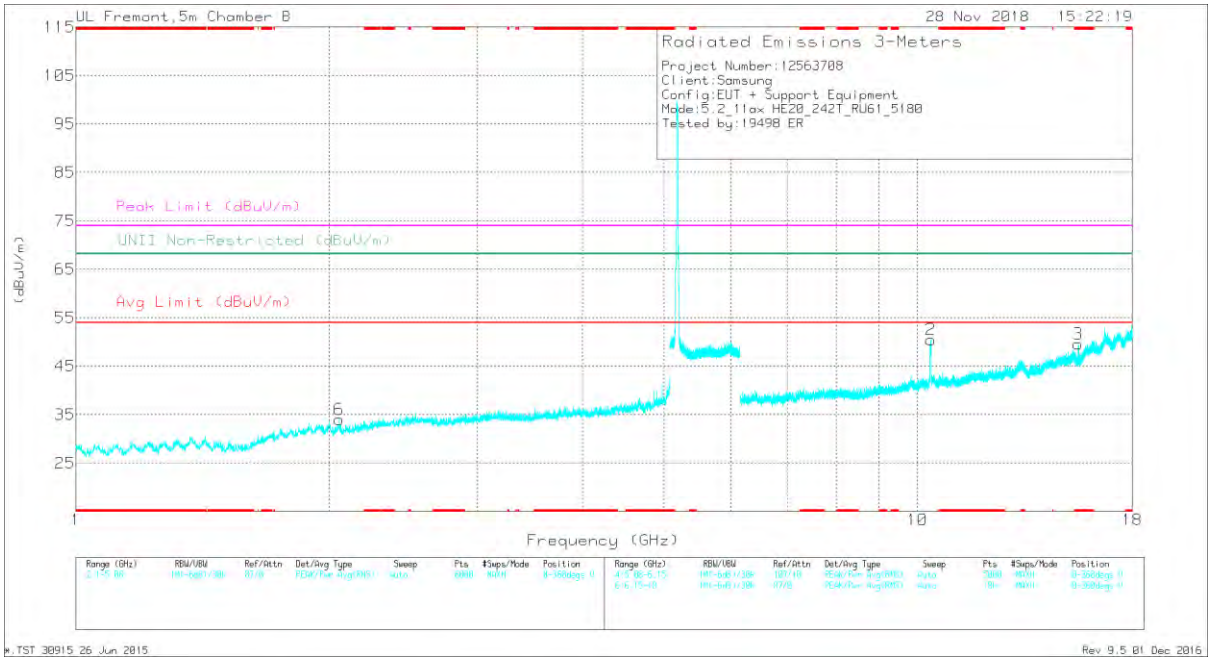

VERTICAL

UL VERIFICATION SERVICES INC.
47173 Benicia Street, Fremont, CA 94538; USA TEL:(510) 771-1000 FAX:(510) 661-0888
This report shall not be reproduced except in full, without the written approval of UL Verification Services Inc.

RADIATED EMISSIONS

Marker	Frequency (GHz)	Meter Reading (dBuV)	Det	AF T863 (dB/m)	Amp/Cbl/Fltr/Pad (dB)	DC Corr (dB)	Corrected Reading (dBuV/m)	Avg Limit (dBuV/m)	Margin (dB)	Peak Limit (dBuV/m)	PK Margin (dB)	UNII Non-Restricted (dBuV/m)	PK Margin (dB)	Azimuth (Degs)	Height (cm)	Polarity
4	* 1.053	42.39	PK-U	27.5	-34.3	0	35.59	-	-	74	-38.41	-	-	238	294	H
	* 1.053	30.65	ADR	27.5	-34.3	.67	24.52	54	-29.48	-	-	-	-	238	294	H
3	* 15.534	37.45	PK-U	40.6	-19.9	0	58.15	-	-	74	-15.85	-	-	162	384	V
	* 15.536	24.32	ADR	40.6	-19.9	.67	45.69	54	-8.31	-	-	-	-	162	384	V
5	2.055	41.29	PK-U	31	-32.7	0	39.59	-	-	-	-	68.2	-28.61	141	155	V
6	2.575	40.3	PK-U	32.7	-31.7	0	41.3	-	-	-	-	68.2	-26.9	83	135	H
1	10.358	40.66	PK-U	37.8	-22.8	0	55.66	-	-	-	-	68.2	-12.54	164	110	V
2	10.36	35.7	PK-U	37.8	-22.7	0	50.8	-	-	-	-	68.2	-17.4	30	126	H

* - indicates frequency in CFR47 Pt 15 / IC RSS-Restricted Band
PK-U - U-NII: Maximum Peak
ADR - U-NII AD primary method, RMS average

UL VERIFICATION SERVICES INC.
47173 Benicia Street, Fremont, CA 94538; USA TEL:(510) 771-1000 FAX:(510) 661-0888
This report shall not be reproduced except in full, without the written approval of UL Verification Services Inc.