MID CHANNEL RESULTS

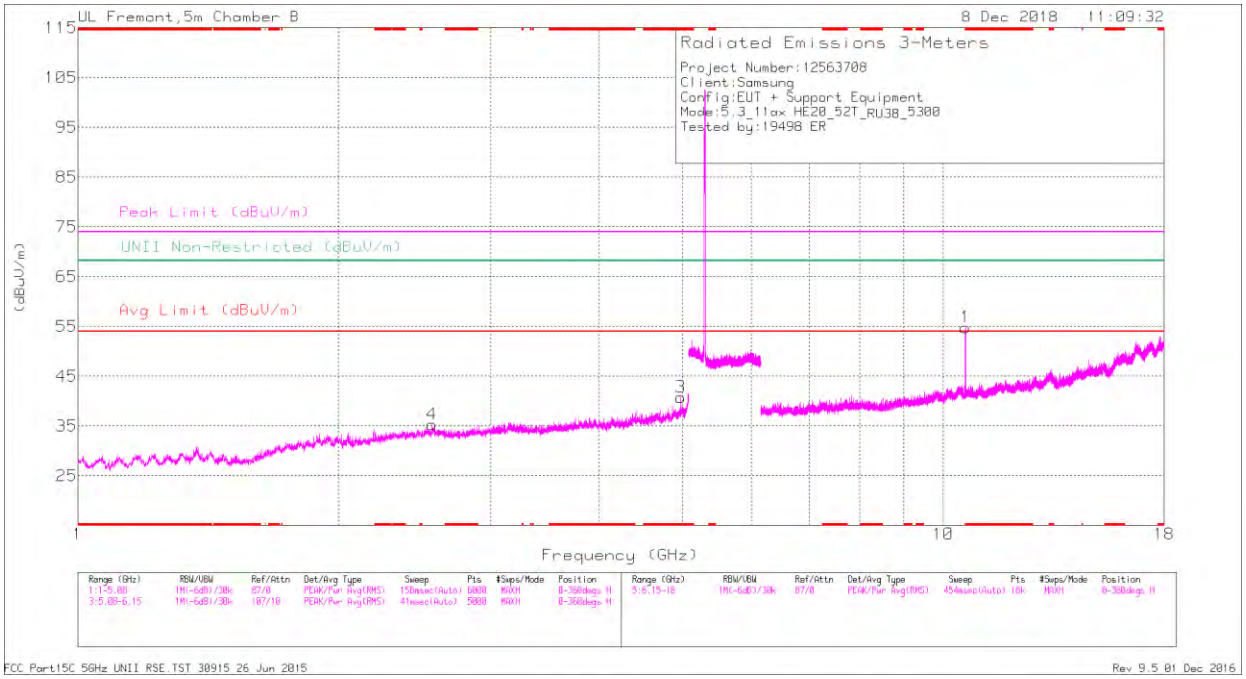

HORIZONTAL

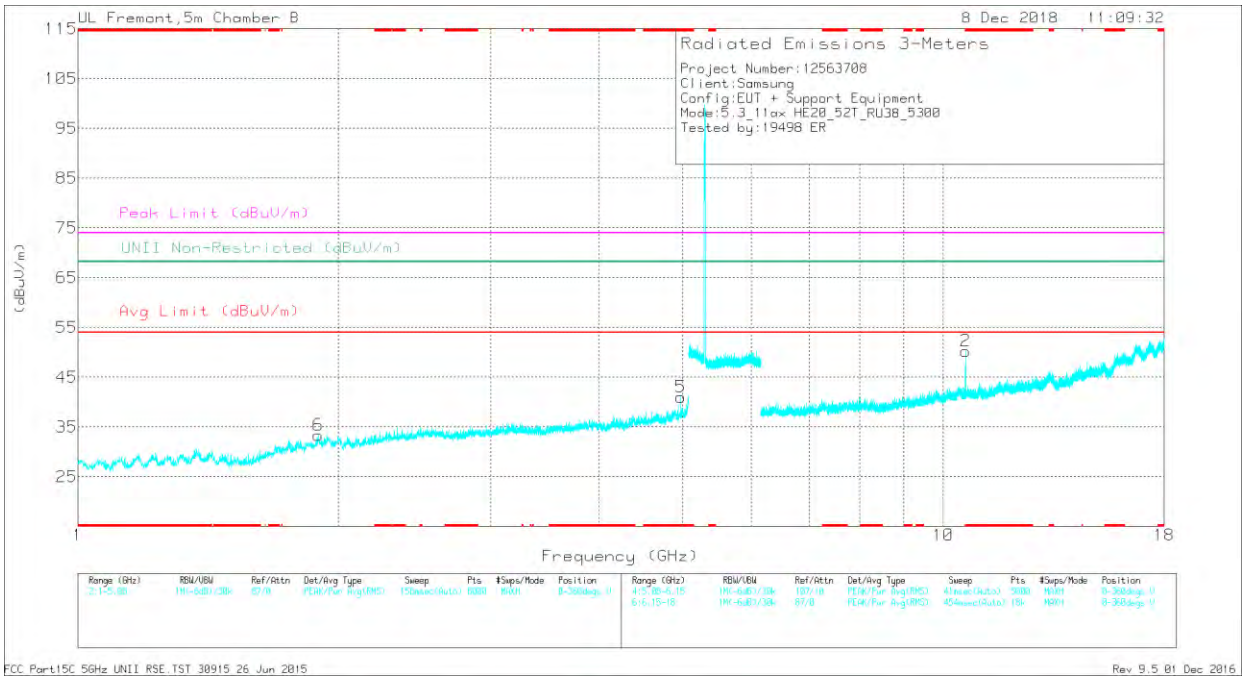

VERTICAL

UL VERIFICATION SERVICES INC.
47173 Benicia Street, Fremont, CA 94538; USA TEL:(510) 771-1000 FAX:(510) 661-0888
This report shall not be reproduced except in full, without the written approval of UL Verification Services Inc.

RADIATED EMISSIONS

Marker	Frequency (GHz)	Meter Reading (dBuV)	Det	AF T863 (dB/m)	Amp/Cbl/Fltr/Pad (dB)	DC Corr (dB)	Corrected Reading (dBuV/m)	Avg Limit (dBuV/m)	Margin (dB)	Peak Limit (dBuV/m)	PK Margin (dB)	UNII Non-Restricted (dBuV/m)	PK Margin (dB)	Azimuth (Degs)	Height (cm)	Polarity
3	* 4.969	39.28	PK-U	34.5	-28.6	0	45.18	-	-	74	-28.82	-	-	35	145	H
	* 4.97	27.56	ADR	34.5	-28.6	.17	33.63	54	-20.37	-	-	-	-	35	145	H
5	* 4.97	38.65	PK-U	34.5	-28.5	0	44.65	-	-	74	-29.35	-	-	112	185	V
	* 4.97	27.24	ADR	34.5	-28.6	.17	33.31	54	-20.69	-	-	-	-	112	185	V
1	* 10.606	49.74	PK-U	37.7	-22.9	0	64.54	-	-	74	-9.46	-	-	132	118	H
	* 10.606	35.55	ADR	37.7	-22.9	.17	50.52	54	-3.48	-	-	-	-	132	118	H
2	* 10.607	43.32	PK-U	37.7	-22.9	0	58.12	-	-	74	-15.88	-	-	164	258	V
	* 10.607	29.69	ADR	37.7	-22.9	.17	44.66	54	-9.34	-	-	-	-	164	258	V
6	1.896	41.7	PK-U	31	-32.8	0	39.9	-	-	-	-	68.2	-28.3	240	220	V
4	2.565	39.91	PK-U	32.7	-31.9	0	40.71	-	-	-	-	68.2	-27.49	141	240	H

* - indicates frequency in CFR47 Pt 15 / IC RSS-Restricted Band
PK-U - U-NII: Maximum Peak
ADR - U-NII AD primary method, RMS average

UL VERIFICATION SERVICES INC.
47173 Benicia Street, Fremont, CA 94538; USA TEL:(510) 771-1000 FAX:(510) 661-0888
This report shall not be reproduced except in full, without the written approval of UL Verification Services Inc.

HIGH CHANNEL RESULTS

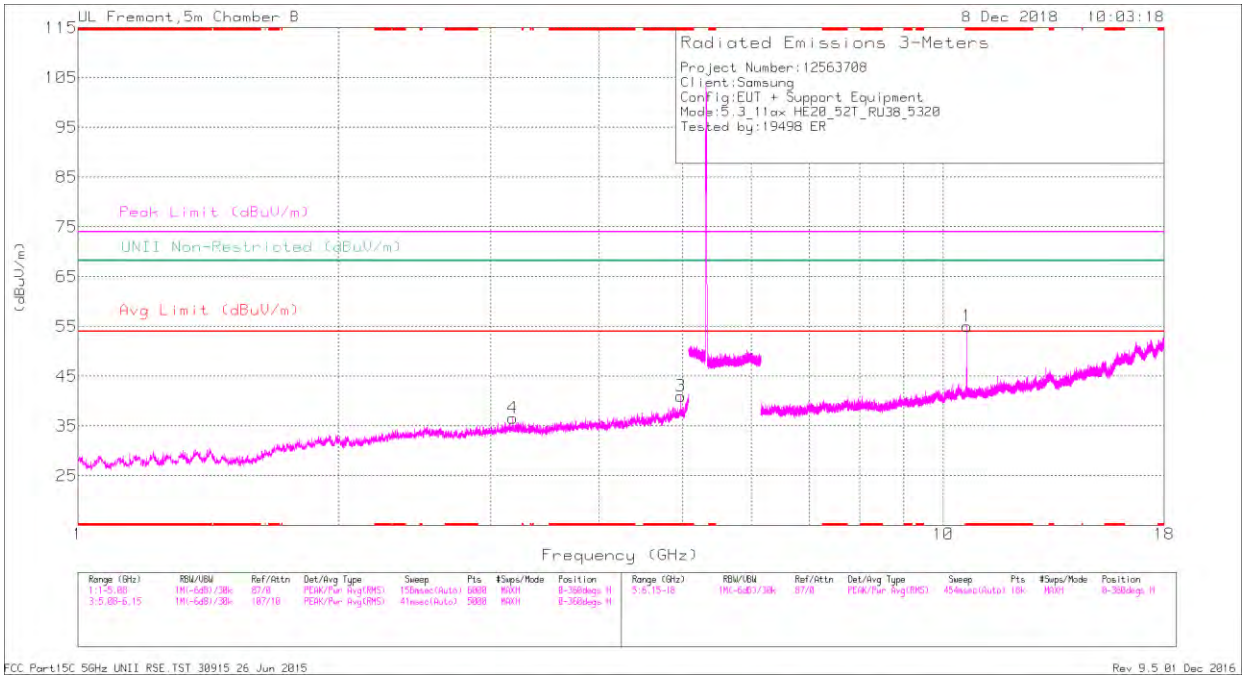

HORIZONTAL

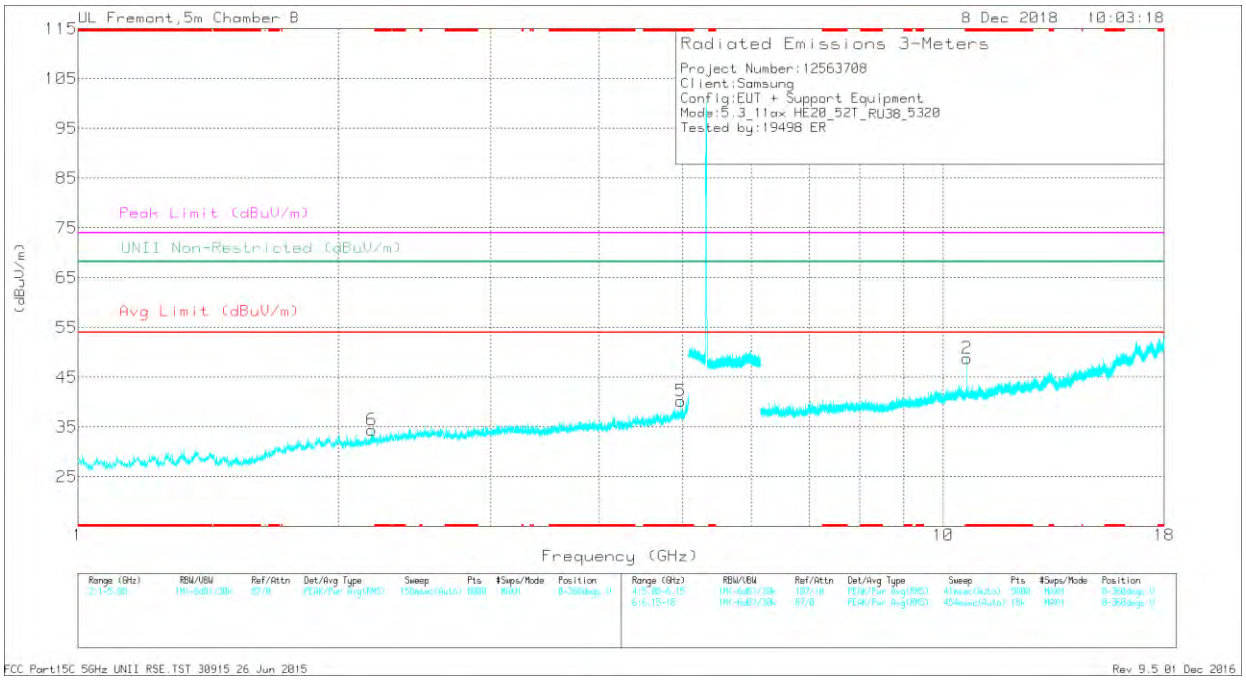

VERTICAL

UL VERIFICATION SERVICES INC.
47173 Benicia Street, Fremont, CA 94538; USA TEL:(510) 771-1000 FAX:(510) 661-0888
This report shall not be reproduced except in full, without the written approval of UL Verification Services Inc.

RADIATED EMISSIONS

Marker	Frequency (GHz)	Meter Reading (dBuV)	Det	AF T863 (dB/m)	Amp/Cbl/Fltr/Pad (dB)	DC Corr (dB)	Corrected Reading (dBuV/m)	Avg Limit (dBuV/m)	Margin (dB)	Peak Limit (dBuV/m)	PK Margin (dB)	UNII Non-Restricted (dBuV/m)	PK Margin (dB)	Azimuth (Degs)	Height (cm)	Polarity
3	* 4.97	38.31	PK-U	34.5	-28.6	0	44.21	-	-	74	-29.79	-	-	325	150	H
	* 4.971	27.36	ADR	34.5	-28.5	.17	33.53	54	-20.47	-	-	-	-	325	150	H
5	* 4.97	38.6	PK-U	34.5	-28.6	0	44.5	-	-	74	-29.5	-	-	231	217	V
	* 4.97	27.49	ADR	34.5	-28.6	.17	33.56	54	-20.44	-	-	-	-	231	217	V
1	* 10.644	50.41	PK-U	37.8	-22.6	0	65.61	-	-	74	-8.39	-	-	142	105	H
	* 10.646	35.1	ADR	37.8	-22.6	.17	50.47	54	-3.53	-	-	-	-	142	105	H
2	* 10.646	44.18	PK-U	37.8	-22.6	0	59.38	-	-	74	-14.62	-	-	170	252	V
	* 10.646	29.28	ADR	37.8	-22.6	.17	44.65	54	-9.35	-	-	-	-	170	252	V
6	2.189	40.62	PK-U	31.4	-32.4	0	39.62	-	-	-	-	68.2	-28.58	83	309	V
4	3.184	39.68	PK-U	33.1	-30.9	0	41.88	-	-	-	-	68.2	-26.32	170	173	H

* - indicates frequency in CFR47 Pt 15 / IC RSS-Restricted Band
PK-U - U-NII: Maximum Peak
ADR - U-NII AD primary method, RMS average

UL VERIFICATION SERVICES INC.
47173 Benicia Street, Fremont, CA 94538; USA TEL:(510) 771-1000 FAX:(510) 661-0888
This report shall not be reproduced except in full, without the written approval of UL Verification Services Inc.

10.1.13. TX ABOVE 1 GHz 802.11ax HE40 MODE IN THE 5.3 GHz BAND

2TX Antenna 1 + Antenna 2 OFDMA MODE – 484-Tones, RU Index 65

BANDEDGE (HIGH CHANNEL)

HORIZONTAL RESULT

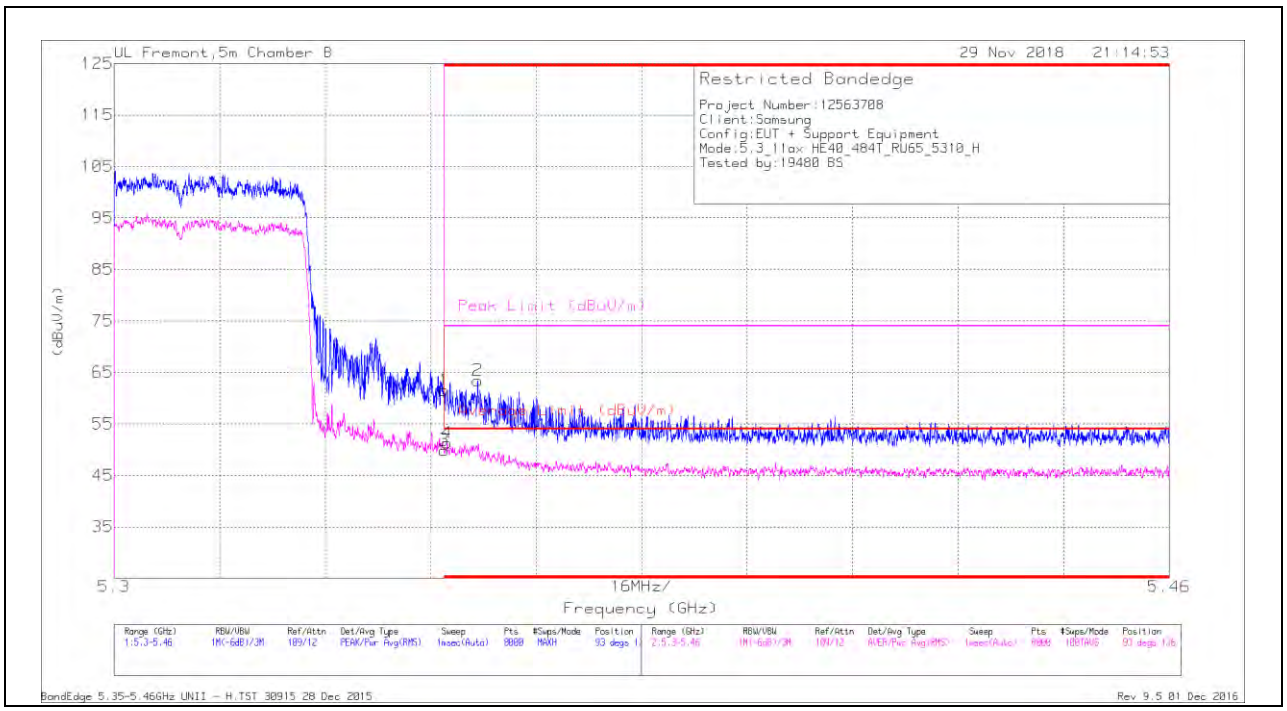

Trace Markers

Marker	Frequency (GHz)	Meter Reading (dBuV)	Det	AF T863 (dB/m)	Amp/Cbl/Fltr/Pad (dB)	DC Corr (dB)	Corrected Reading (dBuV/m)	Average Limit (dBuV/m)	Margin (dB)	Peak Limit (dBuV/m)	PK Margin (dB)	Azimuth (Degs)	Height (cm)	Polarity
1	* 5.35	44.32	Pk	35	-17.8	0	61.52	-	-	74	-12.48	93	136	H
2	* 5.355	46.15	Pk	35	-17.7	0	63.45	-	-	74	-10.55	93	136	H
3	* 5.35	31.58	RMS	35	-17.8	1.13	49.91	54	-4.09	-	-	93	136	H
4	* 5.351	33.06	RMS	35	-17.9	1.13	51.29	54	-2.71	-	-	93	136	H

* - indicates frequency in CFR47 Pt 15 / IC RSS-Restricted Band
Pk - Peak detector
RMS - RMS detection

UL VERIFICATION SERVICES INC.
47173 Benicia Street, Fremont, CA 94538; USA TEL:(510) 771-1000 FAX:(510) 661-0888
This report shall not be reproduced except in full, without the written approval of UL Verification Services Inc.

VERTICAL RESULT

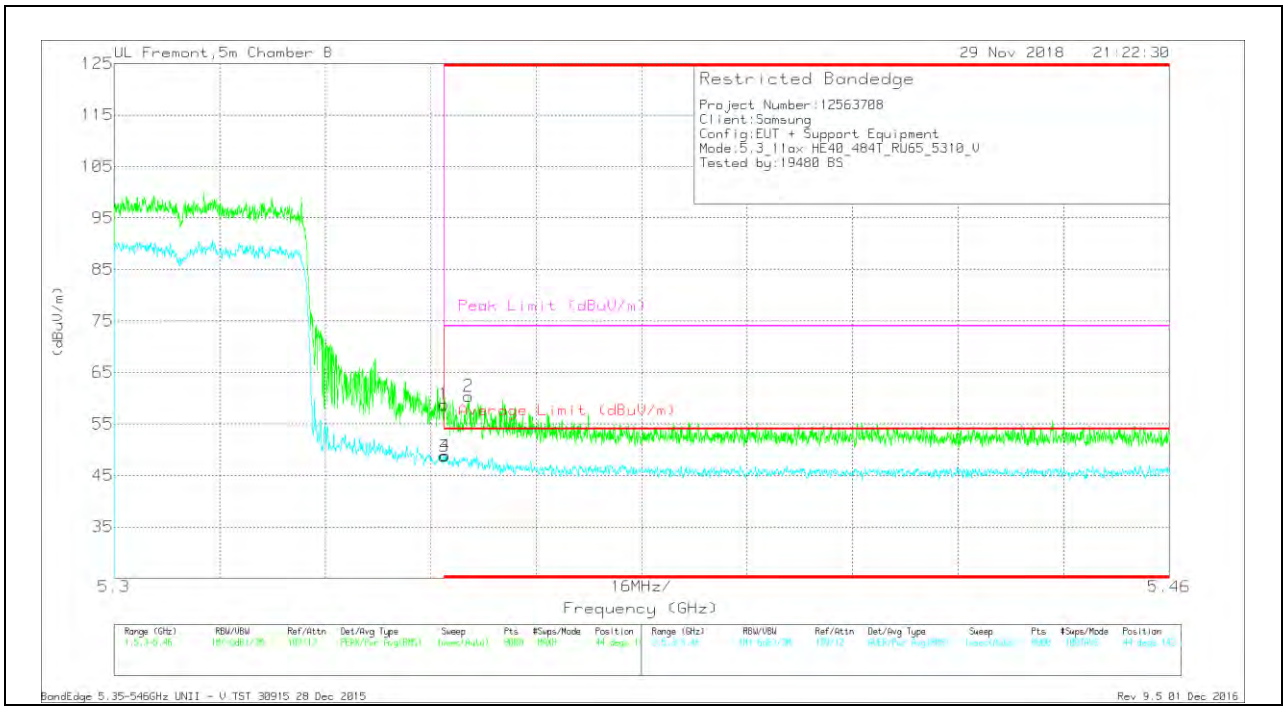

Trace Markers

Marker	Frequency (GHz)	Meter Reading (dBuV)	Det	AF T863 (dB/m)	Amp/Cbl/Fltr/Pad (dB)	DC Corr (dB)	Corrected Reading (dBuV/m)	Average Limit (dBuV/m)	Margin (dB)	Peak Limit (dBuV/m)	PK Margin (dB)	Azimuth (Degs)	Height (cm)	Polarity
1	* 5.35	41.6	Pk	35	-17.8	0	58.8	-	-	74	-15.2	44	142	V
2	* 5.354	43.28	Pk	35	-17.9	0	60.38	-	-	74	-13.62	44	142	V
3	* 5.35	30.41	RMS	35	-17.8	1.13	48.74	54	-5.26	-	-	44	142	V
4	* 5.35	30.63	RMS	35	-17.9	1.13	48.86	54	-5.14	-	-	44	142	V

* - indicates frequency in CFR47 Pt 15 / IC RSS-Restricted Band
Pk - Peak detector
RMS - RMS detection

UL VERIFICATION SERVICES INC.
47173 Benicia Street, Fremont, CA 94538; USA TEL:(510) 771-1000 FAX:(510) 661-0888
This report shall not be reproduced except in full, without the written approval of UL Verification Services Inc.

HARMONICS AND SPURIOUS EMISSIONS

LOW CHANNEL RESULTS

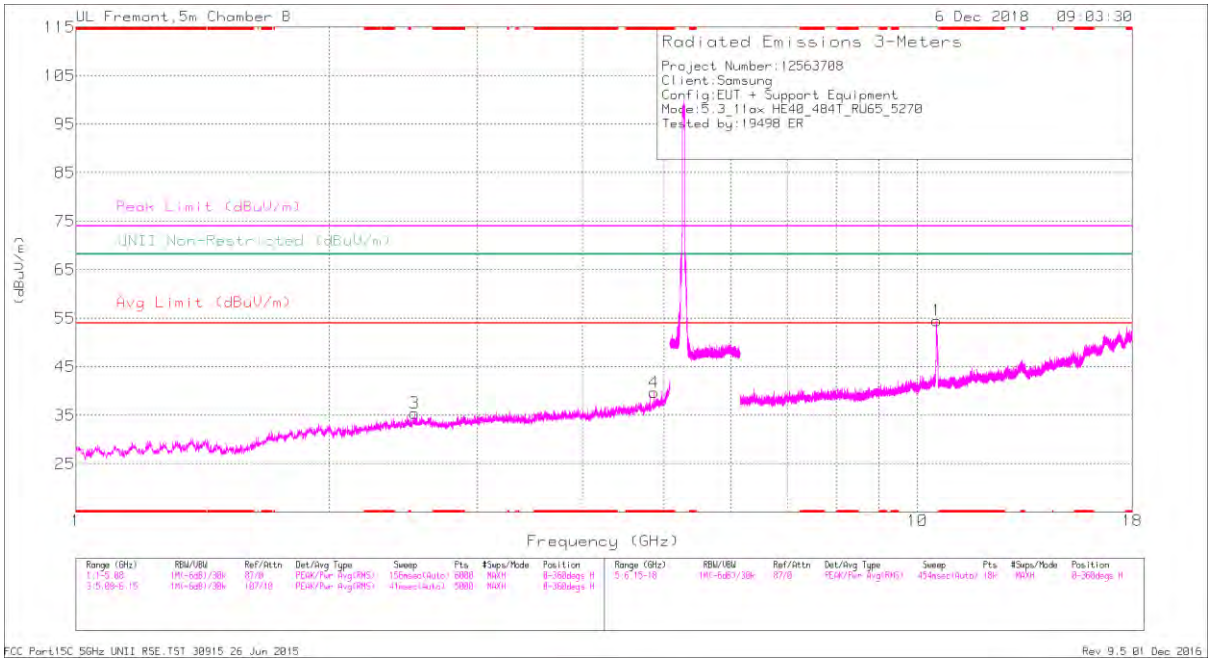

HORIZONTAL

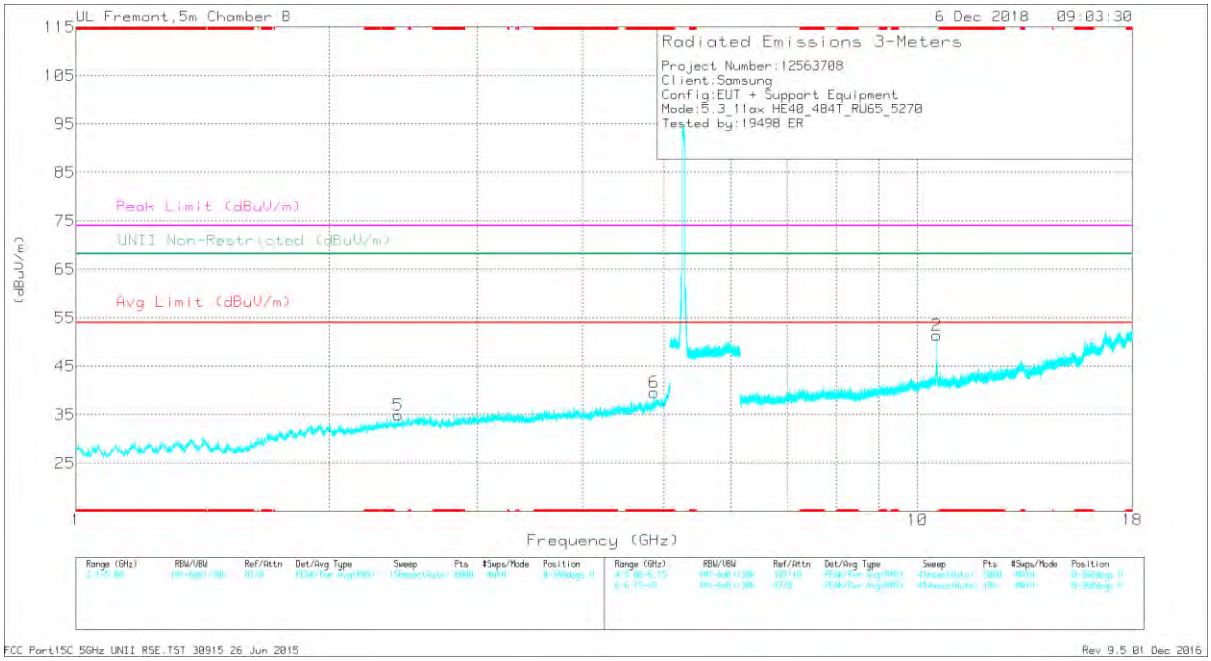

VERTICAL

UL VERIFICATION SERVICES INC.
47173 Benicia Street, Fremont, CA 94538; USA TEL:(510) 771-1000 FAX:(510) 661-0888
This report shall not be reproduced except in full, without the written approval of UL Verification Services Inc.

RADIATED EMISSIONS

Marker	Frequency (GHz)	Meter Reading (dBuV)	Det	AF T863 (dB/m)	Amp/Cbl/Fltr/Pad (dB)	DC Corr (dB)	Corrected Reading (dBuV/m)	Avg Limit (dBuV/m)	Margin (dB)	Peak Limit (dBuV/m)	PK Margin (dB)	UNII Non-Restricted (dBuV/m)	PK Margin (dB)	Azimuth (Degs)	Height (cm)	Polarity
4	* 4.862	39.8	PK-U	34.2	-29.3	0	44.7	-	-	74	-29.3	-	-	114	130	H
	* 4.862	27.87	ADR	34.2	-29.3	1.13	33.9	54	-20.1	-	-	-	-	114	130	H
6	* 4.862	38.71	PK-U	34.2	-29.2	0	43.71	-	-	74	-30.29	-	-	83	272	V
	* 4.862	27.62	ADR	34.2	-29.2	1.13	33.75	54	-20.25	-	-	-	-	83	272	V
5	2.415	40.97	PK-U	32.4	-32.8	0	40.57	-	-	-	-	68.2	-27.63	241	159	V
3	2.524	40.72	PK-U	32.7	-31.8	0	41.62	-	-	-	-	68.2	-26.58	324	211	H
1	10.539	43.19	PK-U	37.8	-23.2	0	57.79	-	-	-	-	68.2	-10.41	156	149	H
2	10.541	39.53	PK-U	37.8	-23.3	0	54.03	-	-	-	-	68.2	-14.17	152	248	V

* - indicates frequency in CFR47 Pt 15 / IC RSS-Restricted Band
PK-U - U-NII: Maximum Peak
ADR - U-NII AD primary method, RMS average

UL VERIFICATION SERVICES INC.
47173 Benicia Street, Fremont, CA 94538; USA TEL:(510) 771-1000 FAX:(510) 661-0888
This report shall not be reproduced except in full, without the written approval of UL Verification Services Inc.

HIGH CHANNEL RESULTS

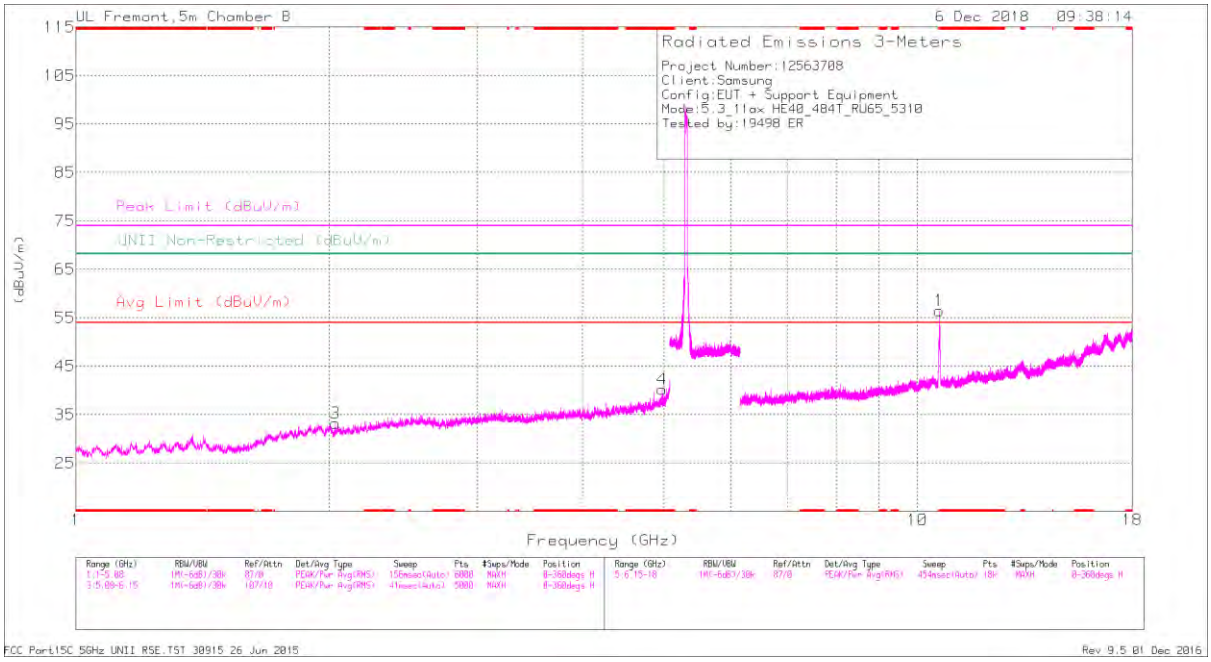

HORIZONTAL

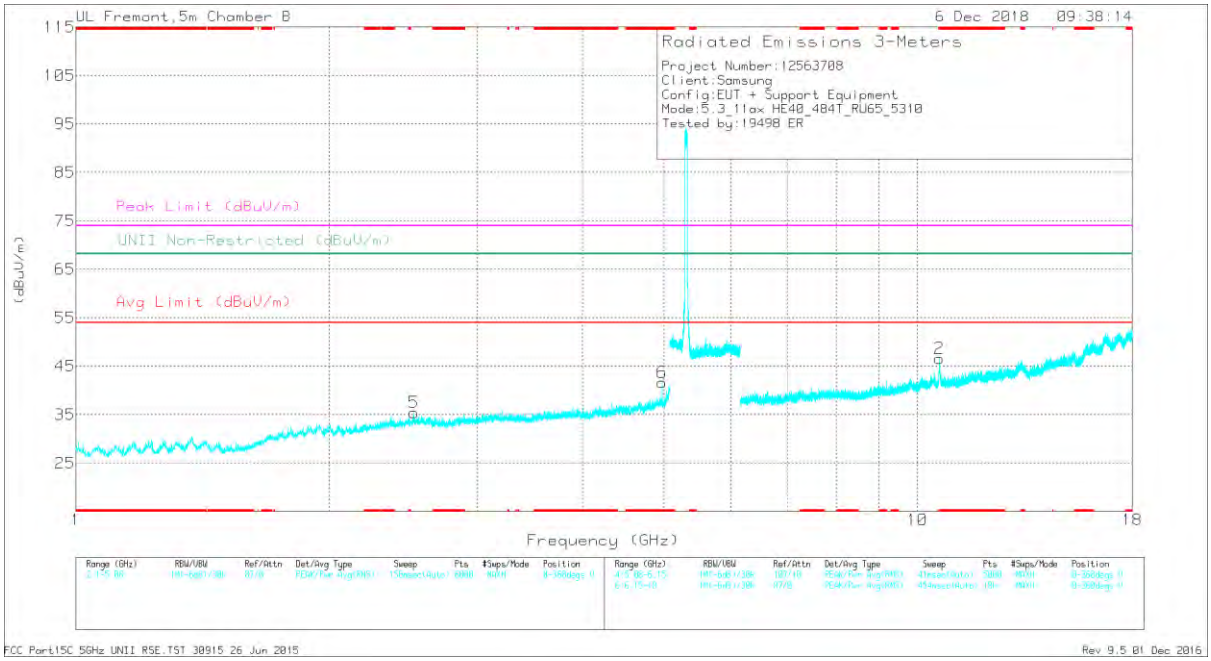

VERTICAL

UL VERIFICATION SERVICES INC.
47173 Benicia Street, Fremont, CA 94538; USA TEL:(510) 771-1000 FAX:(510) 661-0888
This report shall not be reproduced except in full, without the written approval of UL Verification Services Inc.

RADIATED EMISSIONS

Marker	Frequency (GHz)	Meter Reading (dBuV)	Det	AF T863 (dB/m)	Amp/Cbl/Fltr/Pad (dB)	DC Corr (dB)	Corrected Reading (dBuV/m)	Avg Limit (dBuV/m)	Margin (dB)	Peak Limit (dBuV/m)	PK Margin (dB)	UNII Non-Restricted (dBuV/m)	PK Margin (dB)	Azimuth (Degs)	Height (cm)	Polarity
4	* 4.97	38.3	PK-U	34.5	-28.5	0	44.3	-	-	74	-29.7	-	-	73	145	H
	* 4.971	26.77	ADR	34.5	-28.5	1.13	33.9	54	-20.1	-	-	-	-	73	145	H
6	* 4.971	38.65	PK-U	34.5	-28.5	0	44.65	-	-	74	-29.35	-	-	189	180	V
	* 4.97	27.05	ADR	34.5	-28.5	1.13	34.18	54	-19.82	-	-	-	-	189	180	V
1	* 10.614	43.64	PK-U	37.8	-22.7	0	58.74	-	-	74	-15.26	-	-	143	106	H
	* 10.621	32.05	ADR	37.8	-22.7	1.13	48.28	54	-5.72	-	-	-	-	143	106	H
2	* 10.625	38.13	PK-U	37.8	-22.7	0	53.23	-	-	74	-20.77	-	-	81	105	V
	* 10.621	26.21	ADR	37.8	-22.7	1.13	42.44	54	-11.56	-	-	-	-	81	105	V
3	2.034	40.33	PK-U	31	-32.5	0	38.83	-	-	-	-	68.2	-29.37	141	106	H
5	2.524	40.59	PK-U	32.7	-31.8	0	41.49	-	-	-	-	68.2	-26.71	132	133	V

* - indicates frequency in CFR47 Pt 15 / IC RSS-Restricted Band
PK-U - U-NII: Maximum Peak
ADR - U-NII AD primary method, RMS average

UL VERIFICATION SERVICES INC.
47173 Benicia Street, Fremont, CA 94538; USA TEL:(510) 771-1000 FAX:(510) 661-0888
This report shall not be reproduced except in full, without the written approval of UL Verification Services Inc.

2TX Antenna 1 + Antenna 2 OFDMA MODE – 242-Tones, RU Index 62

BANDEDGE (HIGH CHANNEL)

HORIZONTAL RESULT

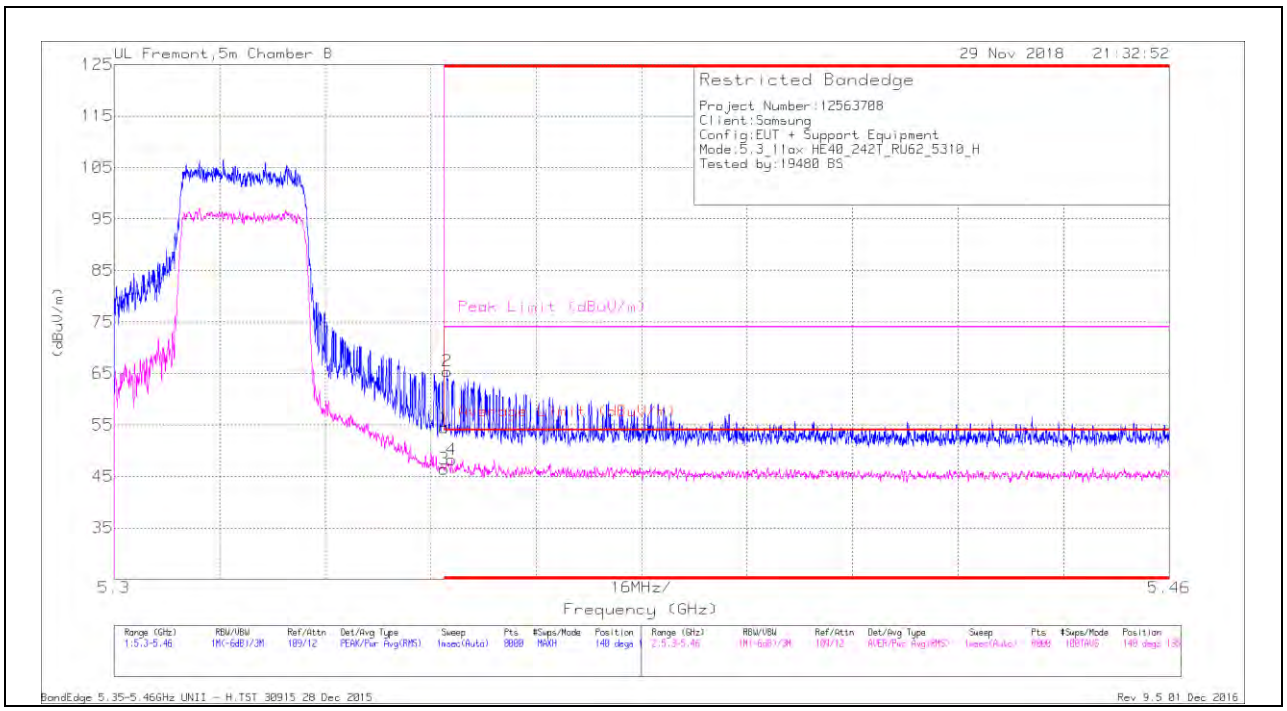

Trace Markers

Marker	Frequency (GHz)	Meter Reading (dBuV)	Det	AF T863 (dB/m)	Amp/Cbl/Fltr/Pad (dB)	DC Corr (dB)	Corrected Reading (dBuV/m)	Average Limit (dBuV/m)	Margin (dB)	Peak Limit (dBuV/m)	PK Margin (dB)	Azimuth (Degs)	Height (cm)	Polarity
1	* 5.35	37.31	Pk	35	-17.8	0	54.51	-	-	74	-19.49	140	135	H
2	* 5.351	48.31	Pk	35	-17.9	0	65.41	-	-	74	-8.59	140	135	H
3	* 5.35	28.58	RMS	35	-17.8	.68	46.46	54	-7.54	-	-	140	135	H
4	* 5.351	30.49	RMS	35	-17.9	.68	48.27	54	-5.73	-	-	140	135	H

* - indicates frequency in CFR47 Pt 15 / IC RSS-Restricted Band
Pk - Peak detector
RMS - RMS detection

UL VERIFICATION SERVICES INC.
47173 Benicia Street, Fremont, CA 94538; USA TEL:(510) 771-1000 FAX:(510) 661-0888
This report shall not be reproduced except in full, without the written approval of UL Verification Services Inc.

VERTICAL RESULT

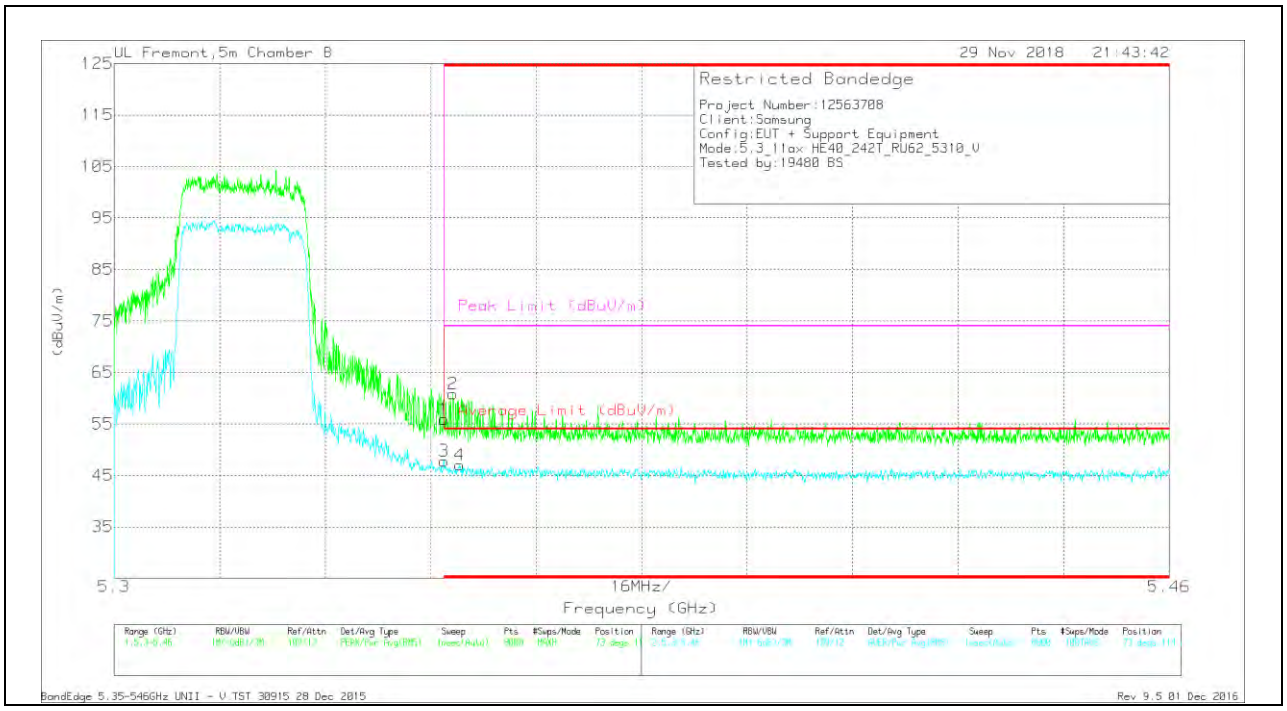

Trace Markers

Marker	Frequency (GHz)	Meter Reading (dBuV)	Det	AF T863 (dB/m)	Amp/Cbl/Fltr/Pad (dB)	DC Corr (dB)	Corrected Reading (dBuV/m)	Average Limit (dBuV/m)	Margin (dB)	Peak Limit (dBuV/m)	PK Margin (dB)	Azimuth (Degs)	Height (cm)	Polarity
1	* 5.35	38.71	Pk	35	-17.8	0	55.91	-	-	74	-18.09	73	114	V
2	* 5.351	43.7	Pk	35	-17.9	0	60.8	-	-	74	-13.2	73	114	V
3	* 5.35	29.93	RMS	35	-17.8	.68	47.81	54	-6.19	-	-	73	114	V
4	* 5.352	29.18	RMS	35	-17.8	.68	47.06	54	-6.94	-	-	73	114	V

* - indicates frequency in CFR47 Pt 15 / IC RSS-Restricted Band
Pk - Peak detector
RMS - RMS detection

UL VERIFICATION SERVICES INC.
47173 Benicia Street, Fremont, CA 94538; USA TEL:(510) 771-1000 FAX:(510) 661-0888
This report shall not be reproduced except in full, without the written approval of UL Verification Services Inc.

2TX Antenna 1 + Antenna 2 OFDMA MODE – 106-Tones, RU Index 56

BANDEDGE (HIGH CHANNEL)

HORIZONTAL RESULT

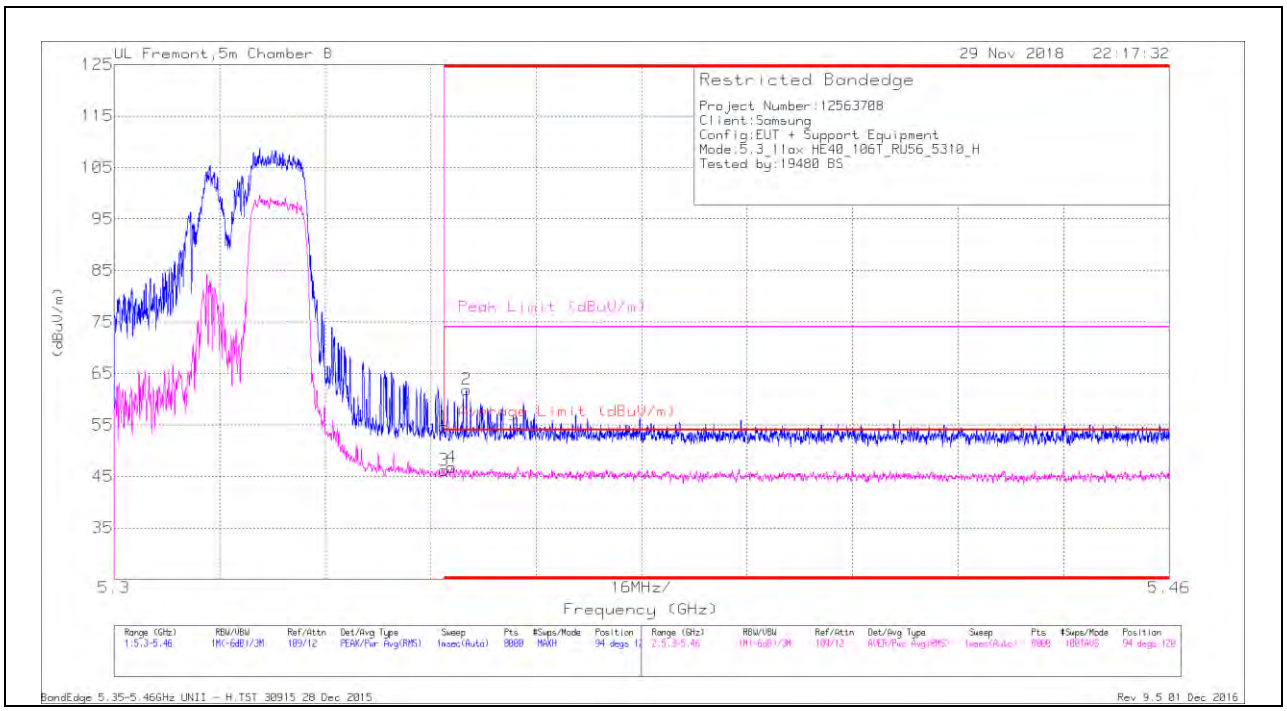

Trace Markers

Marker	Frequency (GHz)	Meter Reading (dBuV)	Det	AF T863 (dB/m)	Amp/Cbl/Fltr/Pad (dB)	DC Corr (dB)	Corrected Reading (dBuV/m)	Average Limit (dBuV/m)	Margin (dB)	Peak Limit (dBuV/m)	PK Margin (dB)	Azimuth (Degs)	Height (cm)	Polarity
1	* 5.35	37.41	Pk	35	-17.8	0	54.61	-	-	74	-19.39	94	120	H
3	* 5.35	28.67	RMS	35	-17.8	.49	46.36	54	-7.64	-	-	94	120	H
4	* 5.351	29.36	RMS	35	-17.9	.49	46.95	54	-7.05	-	-	94	120	H
2	* 5.353	44.77	Pk	35	-17.9	0	61.87	-	-	74	-12.13	94	120	H

* - indicates frequency in CFR47 Pt 15 / IC RSS-Restricted Band
Pk - Peak detector
RMS - RMS detection

UL VERIFICATION SERVICES INC.
47173 Benicia Street, Fremont, CA 94538; USA TEL:(510) 771-1000 FAX:(510) 661-0888
This report shall not be reproduced except in full, without the written approval of UL Verification Services Inc.

VERTICAL RESULT

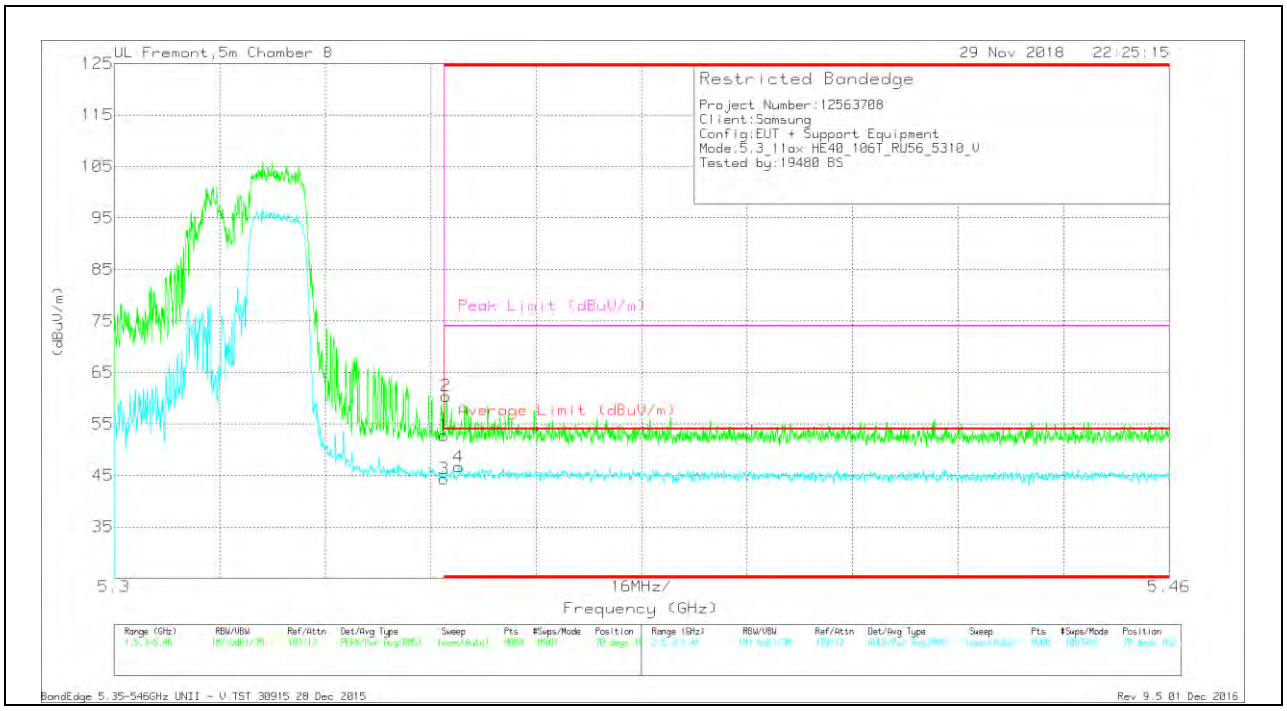

Trace Markers

Marker	Frequency (GHz)	Meter Reading (dBuV)	Det	AF T863 (dB/m)	Amp/Cbl/Fltr/Pad (dB)	DC Corr (dB)	Corrected Reading (dBuV/m)	Average Limit (dBuV/m)	Margin (dB)	Peak Limit (dBuV/m)	PK Margin (dB)	Azimuth (Degs)	Height (cm)	Polarity
1	* 5.35	35.61	Pk	35	-17.8	0	52.81	-	-	74	-21.19	70	102	V
2	* 5.35	43.31	Pk	35	-17.9	0	60.41	-	-	74	-13.59	70	102	V
3	* 5.35	26.82	RMS	35	-17.8	.49	44.51	54	-9.49	-	-	70	102	V
4	* 5.352	29.21	RMS	35	-17.9	.49	46.8	54	-7.2	-	-	70	102	V

* - indicates frequency in CFR47 Pt 15 / IC RSS-Restricted Band
Pk - Peak detector
RMS - RMS detection

UL VERIFICATION SERVICES INC.
47173 Benicia Street, Fremont, CA 94538; USA TEL:(510) 771-1000 FAX:(510) 661-0888
This report shall not be reproduced except in full, without the written approval of UL Verification Services Inc.

2TX Antenna 1 + Antenna 2 OFDMA MODE – 52-Tones, RU Index 44

BANDEDGE (HIGH CHANNEL)

HORIZONTAL RESULT

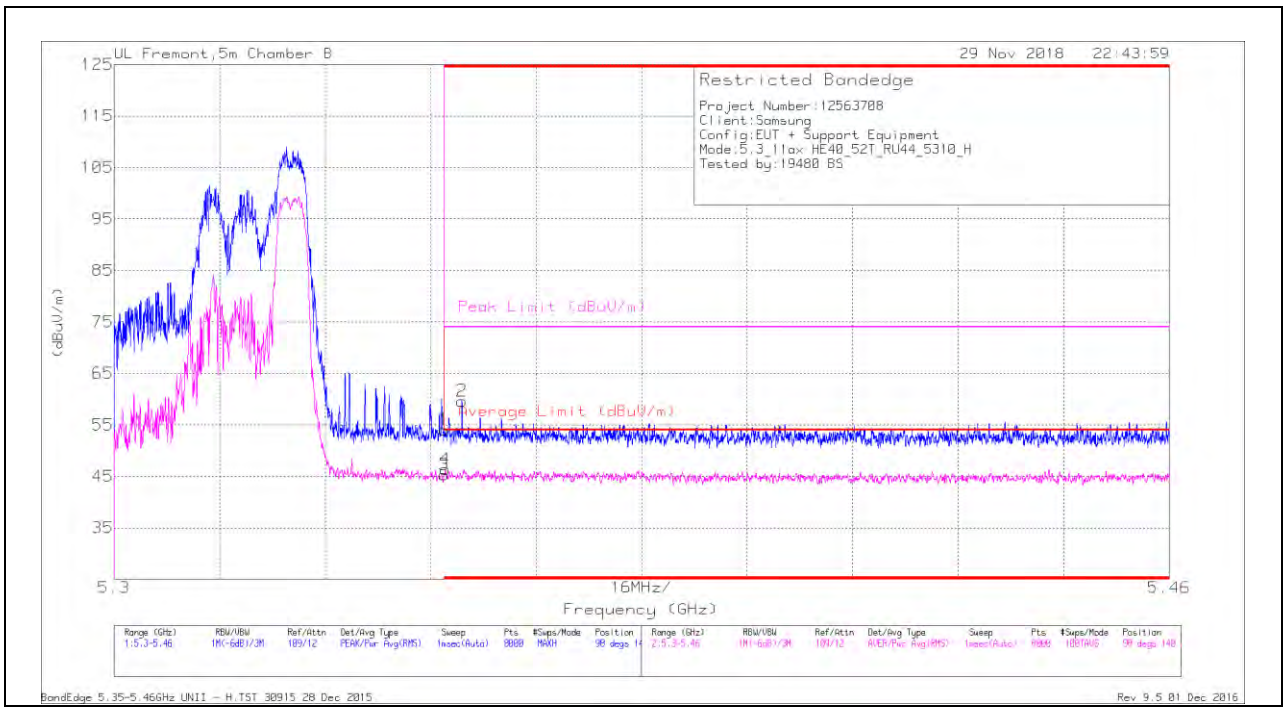

Trace Markers

Marker	Frequency (GHz)	Meter Reading (dBuV)	Det	AF T863 (dB/m)	Amp/Cbl/Fltr/Pad (dB)	DC Corr (dB)	Corrected Reading (dBuV/m)	Average Limit (dBuV/m)	Margin (dB)	Peak Limit (dBuV/m)	PK Margin (dB)	Azimuth (Degs)	Height (cm)	Polarity
1	* 5.35	36.85	Pk	35	-17.8	0	54.05	-	-	74	-19.95	98	140	H
3	* 5.35	27.95	RMS	35	-17.8	.21	45.36	54	-8.64	-	-	98	140	H
4	* 5.35	29.12	RMS	35	-17.9	.21	46.43	54	-7.57	-	-	98	140	H
2	* 5.353	42.44	Pk	35	-17.8	0	59.64	-	-	74	-14.36	98	140	H

* - indicates frequency in CFR47 Pt 15 / IC RSS-Restricted Band
Pk - Peak detector
RMS - RMS detection

UL VERIFICATION SERVICES INC.
47173 Benicia Street, Fremont, CA 94538; USA TEL:(510) 771-1000 FAX:(510) 661-0888
This report shall not be reproduced except in full, without the written approval of UL Verification Services Inc.

VERTICAL RESULT

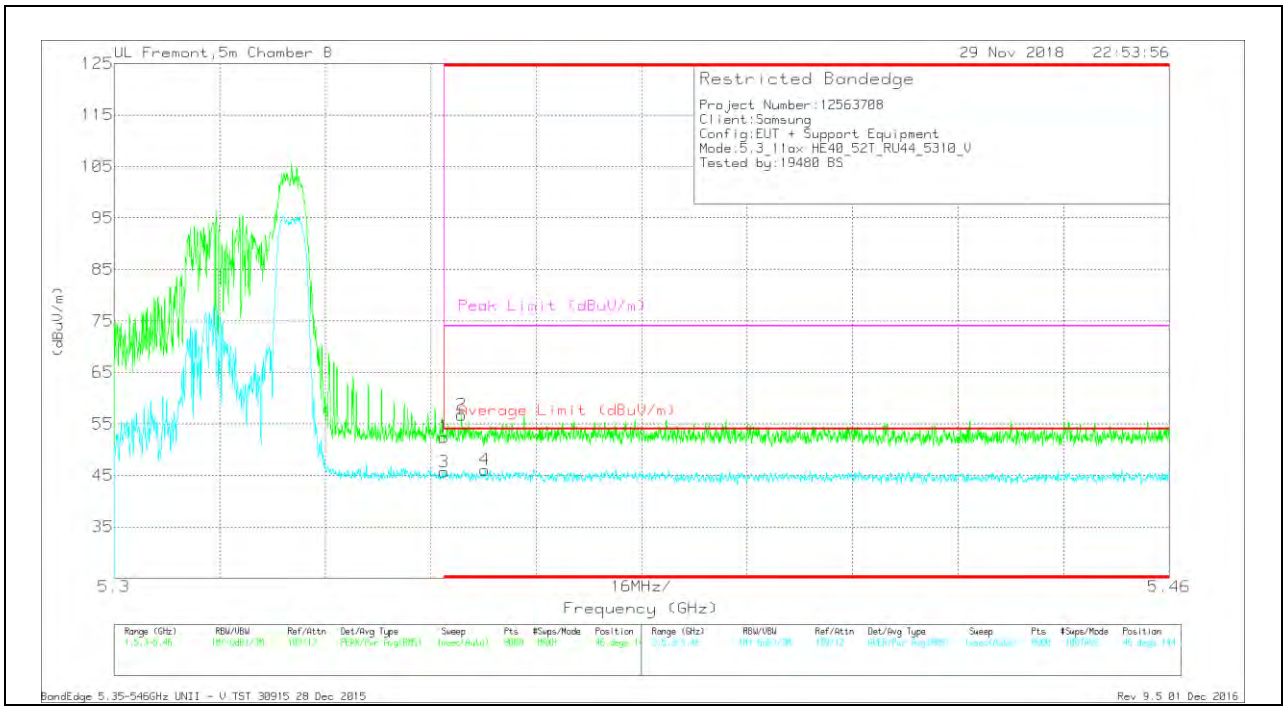

Trace Markers

Marker	Frequency (GHz)	Meter Reading (dBuV)	Det	AF T863 (dB/m)	Amp/Cbl/Fltr/Pad (dB)	DC Corr (dB)	Corrected Reading (dBuV/m)	Average Limit (dBuV/m)	Margin (dB)	Peak Limit (dBuV/m)	PK Margin (dB)	Azimuth (Degs)	Height (cm)	Polarity
1	* 5.35	35.24	Pk	35	-17.8	0	52.44	-	-	74	-21.56	46	144	V
3	* 5.35	28.3	RMS	35	-17.8	.21	45.71	54	-8.29	-	-	46	144	V
2	* 5.353	39.55	Pk	35	-17.8	0	56.75	-	-	74	-17.25	46	144	V
4	* 5.356	28.95	RMS	35	-18	.21	46.16	54	-7.84	-	-	46	144	V

* - indicates frequency in CFR47 Pt 15 / IC RSS-Restricted Band
Pk - Peak detector
RMS - RMS detection

UL VERIFICATION SERVICES INC.
47173 Benicia Street, Fremont, CA 94538; USA TEL:(510) 771-1000 FAX:(510) 661-0888
This report shall not be reproduced except in full, without the written approval of UL Verification Services Inc.

2TX Antenna 1 + Antenna 2 OFDMA MODE – 26-Tones, RU Index 17

BANDEDGE (HIGH CHANNEL)

HORIZONTAL RESULT

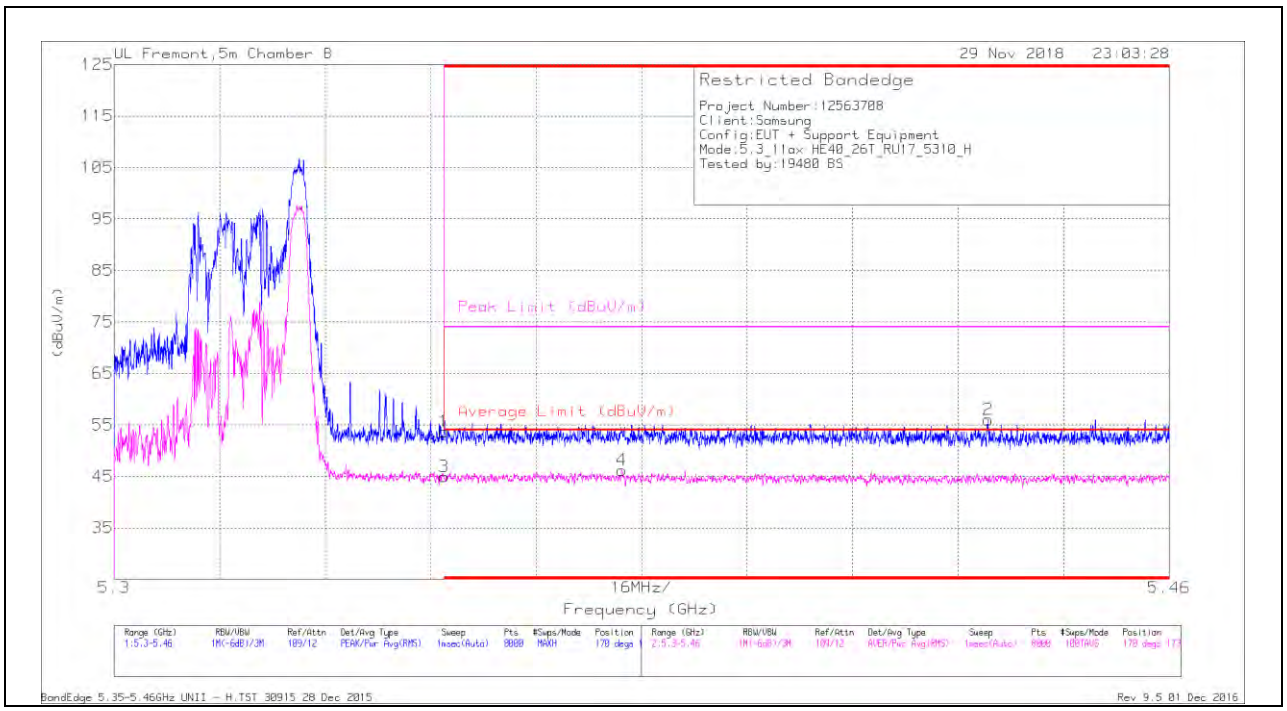

Trace Markers

Marker	Frequency (GHz)	Meter Reading (dBuV)	Det	AF T863 (dB/m)	Amp/Cbl/Fltr/Pad (dB)	DC Corr (dB)	Corrected Reading (dBuV/m)	Average Limit (dBuV/m)	Margin (dB)	Peak Limit (dBuV/m)	PK Margin (dB)	Azimuth (Degs)	Height (cm)	Polarity
1	* 5.35	36.5	Pk	35	-17.8	0	53.7	-	-	74	-20.3	170	173	H
2	* 5.433	38.92	Pk	35.2	-18.1	0	56.02	-	-	74	-17.98	170	173	H
3	* 5.35	27.74	RMS	35	-17.8	.11	45.05	54	-8.95	-	-	170	173	H
4	* 5.377	28.71	RMS	35.1	-17.6	.11	46.32	54	-7.68	-	-	170	173	H

* - indicates frequency in CFR47 Pt 15 / IC RSS-Restricted Band
Pk - Peak detector
RMS - RMS detection

UL VERIFICATION SERVICES INC.
47173 Benicia Street, Fremont, CA 94538; USA TEL:(510) 771-1000 FAX:(510) 661-0888
This report shall not be reproduced except in full, without the written approval of UL Verification Services Inc.

VERTICAL RESULT

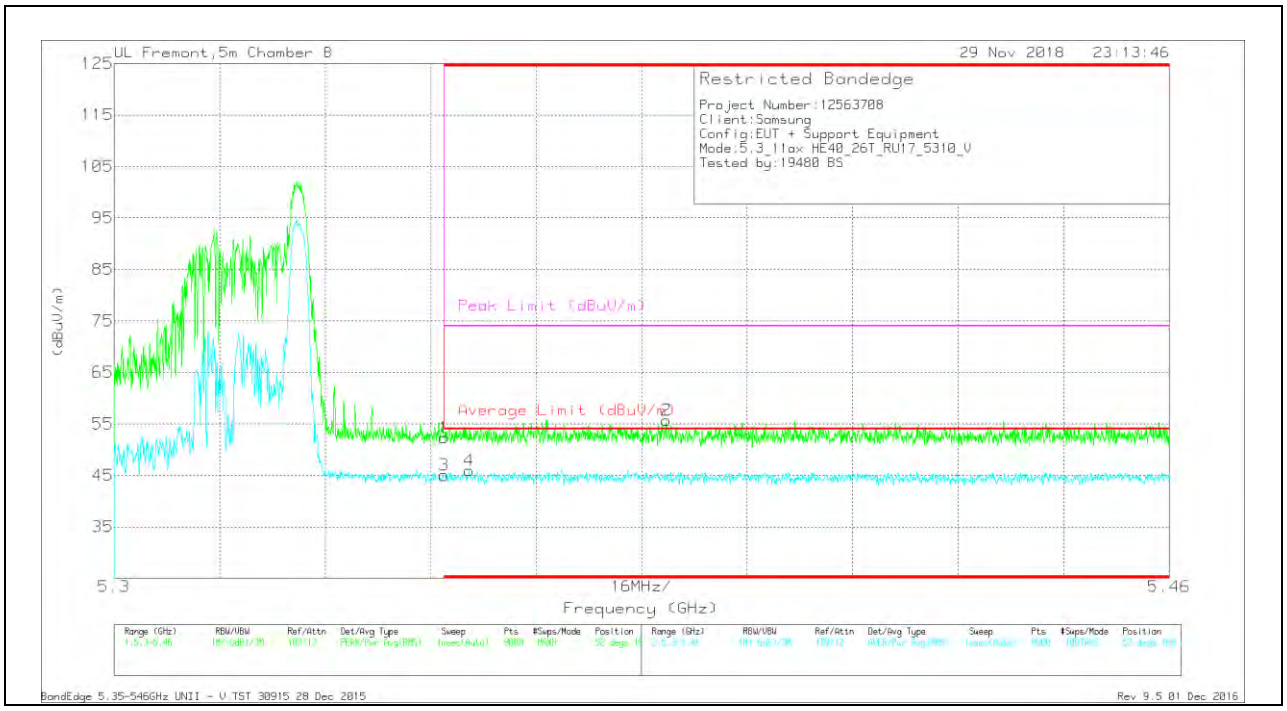

Trace Markers

Marker	Frequency (GHz)	Meter Reading (dBuV)	Det	AF T863 (dB/m)	Amp/Cbl/Fltr/Pad (dB)	DC Corr (dB)	Corrected Reading (dBuV/m)	Average Limit (dBuV/m)	Margin (dB)	Peak Limit (dBuV/m)	PK Margin (dB)	Azimuth (Degs)	Height (cm)	Polarity
1	* 5.35	35.08	Pk	35	-17.8	0	52.28	-	-	74	-21.72	52	168	V
2	* 5.384	38.39	Pk	35.1	-17.8	0	55.69	-	-	74	-18.31	52	168	V
3	* 5.35	27.82	RMS	35	-17.8	.11	45.13	54	-8.87	-	-	52	168	V
4	* 5.354	28.9	RMS	35	-18	.11	46.01	54	-7.99	-	-	52	168	V

* - indicates frequency in CFR47 Pt 15 / IC RSS-Restricted Band
Pk - Peak detector
RMS - RMS detection

UL VERIFICATION SERVICES INC.
47173 Benicia Street, Fremont, CA 94538; USA TEL:(510) 771-1000 FAX:(510) 661-0888
This report shall not be reproduced except in full, without the written approval of UL Verification Services Inc.

2TX Antenna 1 + Antenna 2 OFDMA MODE – 52-Tones, RU Index 17

HARMONICS AND SPURIOUS EMISSIONS

LOW CHANNEL RESULTS

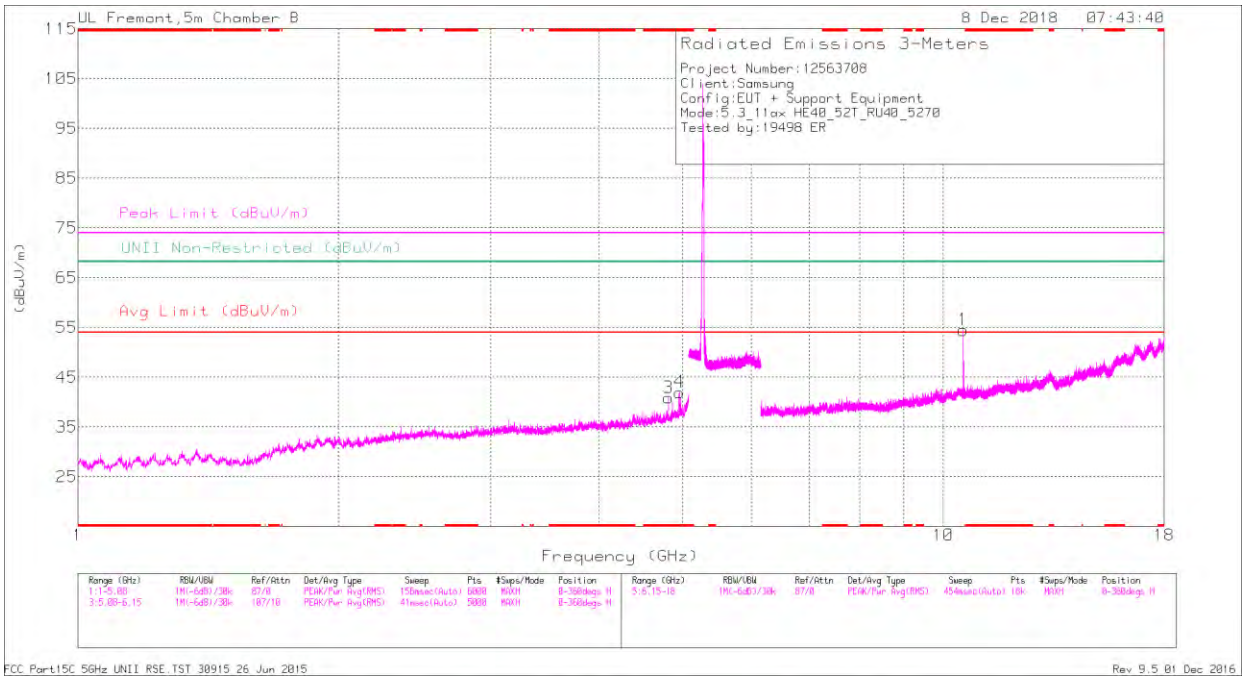

HORIZONTAL

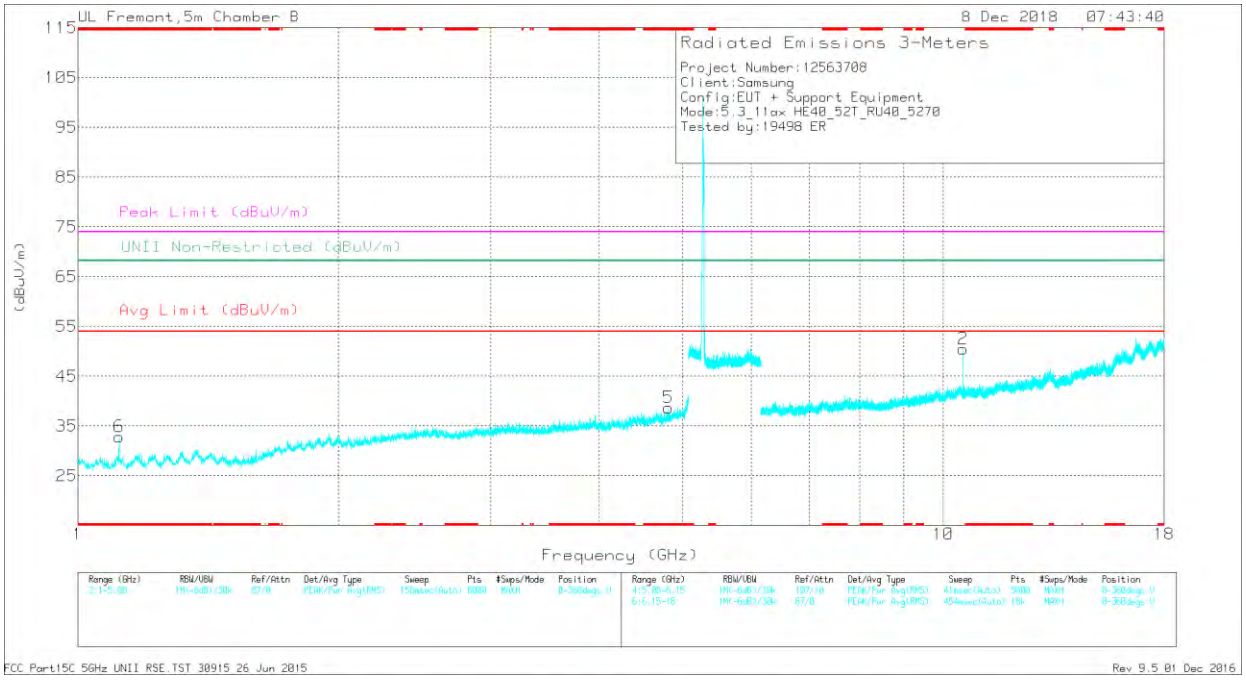

VERTICAL

UL VERIFICATION SERVICES INC.
47173 Benicia Street, Fremont, CA 94538; USA TEL:(510) 771-1000 FAX:(510) 661-0888
This report shall not be reproduced except in full, without the written approval of UL Verification Services Inc.

RADIATED EMISSIONS

Marker	Frequency (GHz)	Meter Reading (dBuV)	Det	AF T863 (dB/m)	Amp/Cbl/Fltr/Pad (dB)	DC Corr (dB)	Corrected Reading (dBuV/m)	Avg Limit (dBuV/m)	Margin (dB)	Peak Limit (dBuV/m)	PK Margin (dB)	UNII Non-Restricted (dBuV/m)	PK Margin (dB)	Azimuth (Degs)	Height (cm)	Polarity
4	* 4.953	39.25	PK-U	34.5	-28.8	0	44.95	-	-	74	-29.05	-	-	164	208	H
	* 4.953	27.88	ADR	34.5	-28.9	.21	33.69	54	-20.31	-	-	-	-	164	208	H
3	* 4.814	40.15	PK-U	34.1	-29.8	0	44.45	-	-	74	-29.55	-	-	56	272	H
	* 4.812	28.32	ADR	34.1	-29.8	.21	32.83	54	-21.17	-	-	-	-	56	272	H
6	* 1.115	42.3	PK-U	27.4	-33.9	0	35.8	-	-	74	-38.2	-	-	201	163	V
	* 1.115	30.87	ADR	27.4	-33.9	.21	24.58	54	-29.42	-	-	-	-	201	163	V
5	* 4.814	39.78	PK-U	34.1	-29.8	0	44.08	-	-	74	-29.92	-	-	282	120	V
	* 4.812	28.28	ADR	34.1	-29.8	.21	32.79	54	-21.21	-	-	-	-	282	120	V
1	10.546	48.81	PK-U	37.8	-23.3	0	63.31	-	-	-	-	68.2	-4.89	118	115	H
2	10.546	43.66	PK-U	37.8	-23.3	0	58.16	-	-	-	-	68.2	-10.04	159	198	V

* - indicates frequency in CFR47 Pt 15 / IC RSS-Restricted Band
PK-U - U-NII: Maximum Peak
ADR - U-NII AD primary method, RMS average

UL VERIFICATION SERVICES INC.
47173 Benicia Street, Fremont, CA 94538; USA TEL:(510) 771-1000 FAX:(510) 661-0888
This report shall not be reproduced except in full, without the written approval of UL Verification Services Inc.

HIGH CHANNEL RESULTS

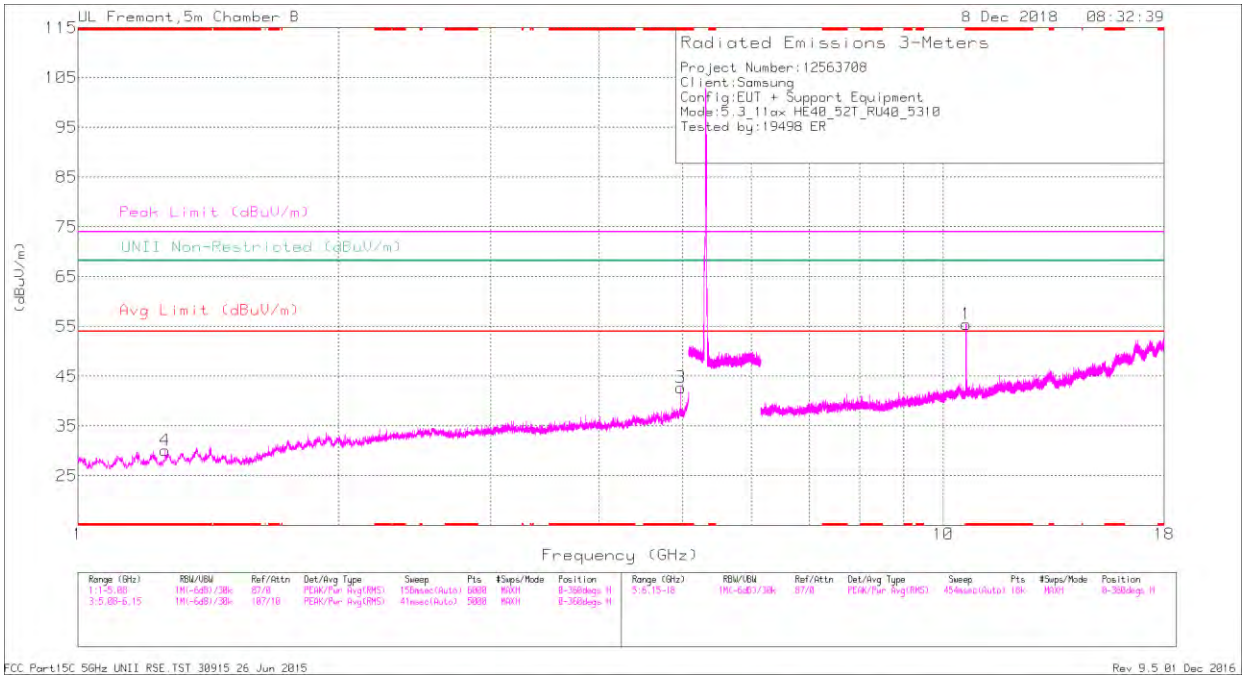

HORIZONTAL

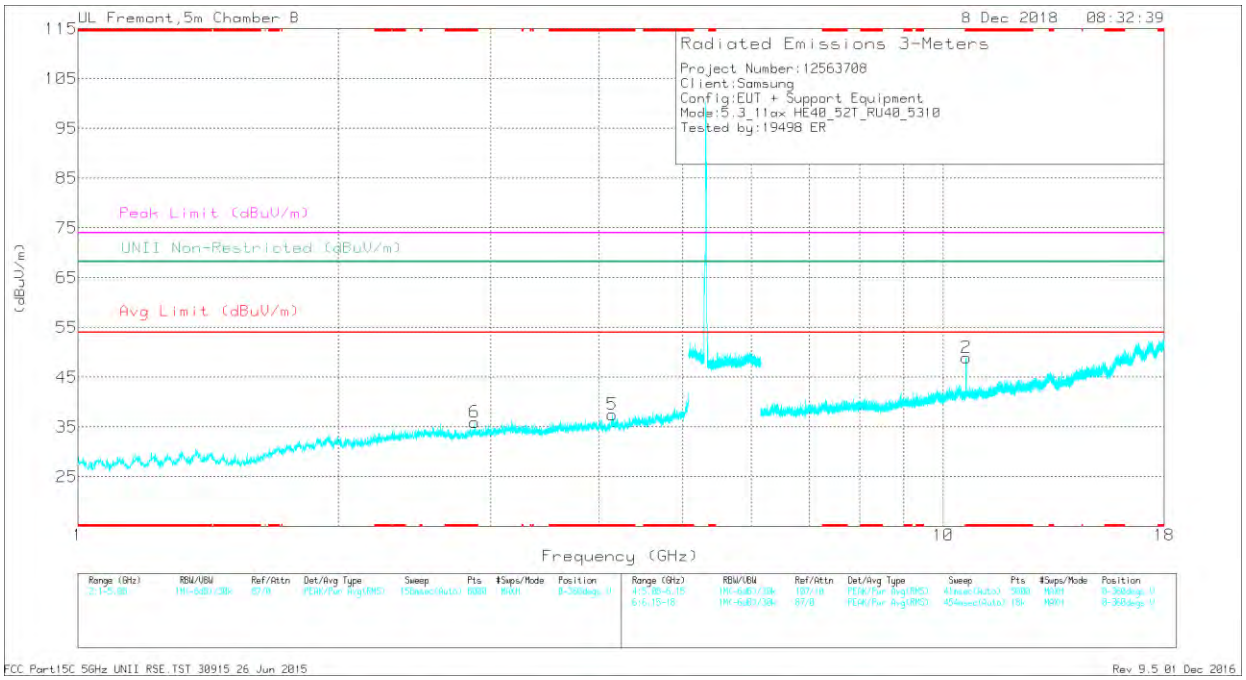

VERTICAL

UL VERIFICATION SERVICES INC.
47173 Benicia Street, Fremont, CA 94538; USA TEL:(510) 771-1000 FAX:(510) 661-0888
This report shall not be reproduced except in full, without the written approval of UL Verification Services Inc.

RADIATED EMISSIONS

Marker	Frequency (GHz)	Meter Reading (dBuV)	Det	AF T863 (dB/m)	Amp/Cbl/Fltr/Pad (dB)	DC Corr (dB)	Corrected Reading (dBuV/m)	Avg Limit (dBuV/m)	Margin (dB)	Peak Limit (dBuV/m)	PK Margin (dB)	UNII Non-Restricted (dBuV/m)	PK Margin (dB)	Azimuth (Degs)	Height (cm)	Polarity
4	* 1.261	42.7	PK-U	28.3	-34.3	0	36.7	-	-	74	-37.3	-	-	233	199	H
	* 1.263	30.6	ADR	28.3	-34.4	.21	24.71	54	-29.29	-	-	-	-	233	199	H
3	* 4.97	40.73	PK-U	34.5	-28.6	0	46.63	-	-	74	-27.37	-	-	123	125	H
	* 4.97	27.72	ADR	34.5	-28.6	.21	33.83	54	-20.17	-	-	-	-	123	125	H
6	* 2.874	40.86	PK-U	32.6	-31.4	0	42.06	-	-	74	-31.94	-	-	167	144	V
	* 2.872	28.5	ADR	32.6	-31.5	.21	29.81	54	-24.19	-	-	-	-	167	144	V
5	* 4.146	38.58	PK-U	33.6	-29.3	0	42.88	-	-	74	-31.12	-	-	289	184	V
	* 4.148	27.58	ADR	33.6	-29.2	.21	32.19	54	-21.81	-	-	-	-	289	184	V
1	* 10.624	48.56	PK-U	37.8	-22.7	0	63.66	-	-	74	-10.34	-	-	115	116	H
	* 10.625	34.44	ADR	37.8	-22.7	.21	49.75	54	-4.25	-	-	-	-	115	116	H
2	* 10.624	44.11	PK-U	37.8	-22.7	0	59.21	-	-	74	-14.79	-	-	166	231	V
	* 10.624	29.8	ADR	37.8	-22.7	.21	45.11	54	-8.89	-	-	-	-	166	231	V

* - indicates frequency in CFR47 Pt 15 / IC RSS-Restricted Band
PK-U - U-NII: Maximum Peak
ADR - U-NII AD primary method, RMS average

UL VERIFICATION SERVICES INC.
47173 Benicia Street, Fremont, CA 94538; USA TEL:(510) 771-1000 FAX:(510) 661-0888
This report shall not be reproduced except in full, without the written approval of UL Verification Services Inc.

10.1.14. TX ABOVE 1 GHz 802.11ax HE80 MODE IN THE 5.3 GHz BAND

2TX Antenna 1 + Antenna 2 OFDMA MODE – 996-Tones, RU Index 67

BANDEDGE (MID CHANNEL)

HORIZONTAL RESULT

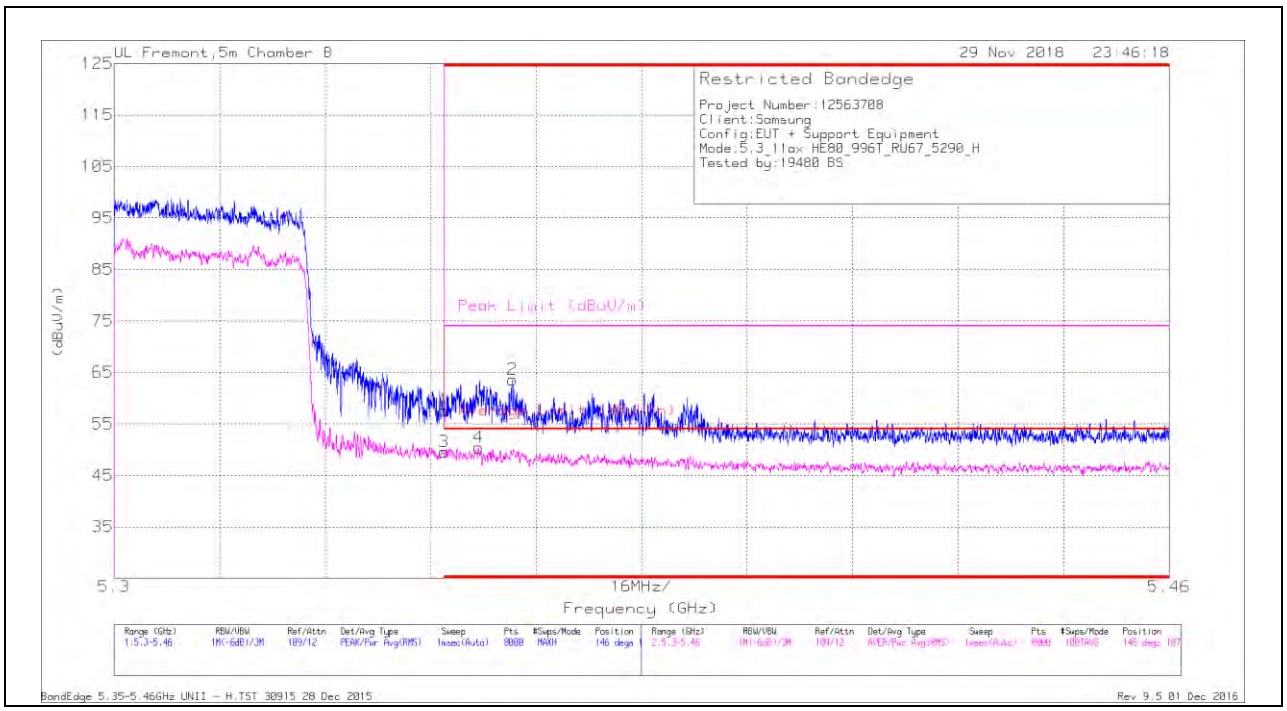

Trace Markers

Marker	Frequency (GHz)	Meter Reading (dBuV)	Det	AF T863 (dB/m)	Amp/Cbl/Fltr/Pad (dB)	DC Corr (dB)	Corrected Reading (dBuV/m)	Average Limit (dBuV/m)	Margin (dB)	Peak Limit (dBuV/m)	PK Margin (dB)	Azimuth (Degs)	Height (cm)	Polarity
1	* 5.35	40.45	Pk	35	-17.8	0	57.65	-	-	74	-16.35	146	107	H
2	* 5.36	46.39	Pk	35.1	-17.9	0	63.59	-	-	74	-10.41	146	107	H
3	* 5.35	30.48	RMS	35	-17.8	1.92	49.6	54	-4.4	-	-	146	107	H
4	* 5.355	31.34	RMS	35	-17.8	1.92	50.46	54	-3.54	-	-	146	107	H

* - indicates frequency in CFR47 Pt 15 / IC RSS-Restricted Band
Pk - Peak detector
RMS - RMS detection

UL VERIFICATION SERVICES INC.
47173 Benicia Street, Fremont, CA 94538; USA TEL:(510) 771-1000 FAX:(510) 661-0888
This report shall not be reproduced except in full, without the written approval of UL Verification Services Inc.

VERTICAL RESULT

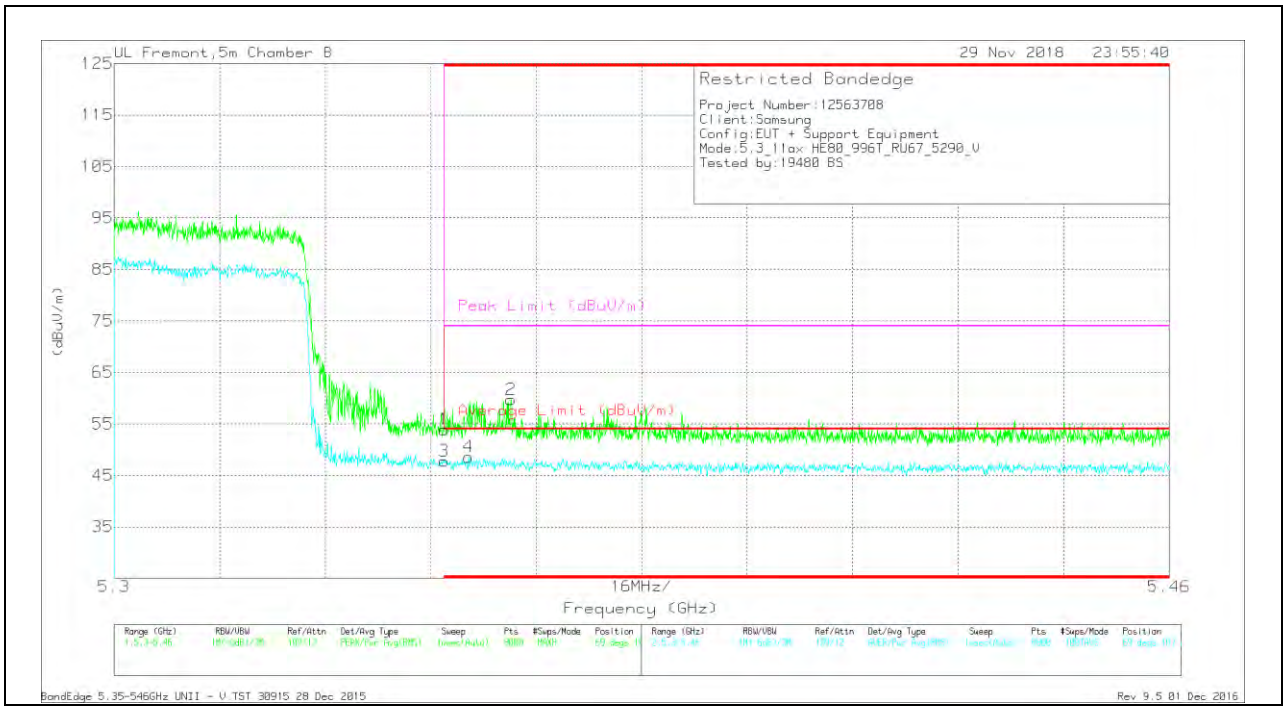

Trace Markers

Marker	Frequency (GHz)	Meter Reading (dBuV)	Det	AF T863 (dB/m)	Amp/Cbl/Fltr/Pad (dB)	DC Corr (dB)	Corrected Reading (dBuV/m)	Average Limit (dBuV/m)	Margin (dB)	Peak Limit (dBuV/m)	PK Margin (dB)	Azimuth (Degs)	Height (cm)	Polarity
1	* 5.35	36.73	Pk	35	-17.8	0	53.93	-	-	74	-20.07	69	107	V
2	* 5.36	42.53	Pk	35.1	-17.9	0	59.73	-	-	74	-14.27	69	107	V
3	* 5.35	28.72	RMS	35	-17.8	1.92	47.84	54	-6.16	-	-	69	107	V
4	* 5.354	29.69	RMS	35	-18	1.92	48.61	54	-5.39	-	-	69	107	V

* - indicates frequency in CFR47 Pt 15 / IC RSS-Restricted Band
Pk - Peak detector
RMS - RMS detection

UL VERIFICATION SERVICES INC.
47173 Benicia Street, Fremont, CA 94538; USA TEL:(510) 771-1000 FAX:(510) 661-0888
This report shall not be reproduced except in full, without the written approval of UL Verification Services Inc.

HARMONICS AND SPURIOUS EMISSIONS

MID CHANNEL RESULTS

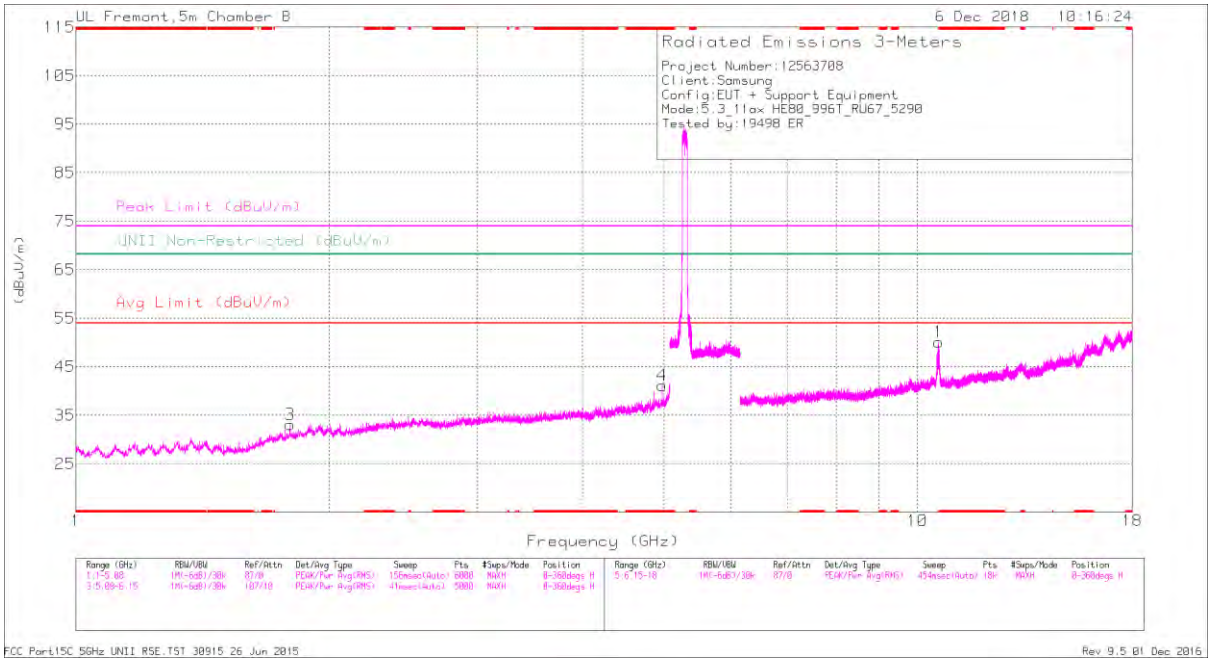

HORIZONTAL

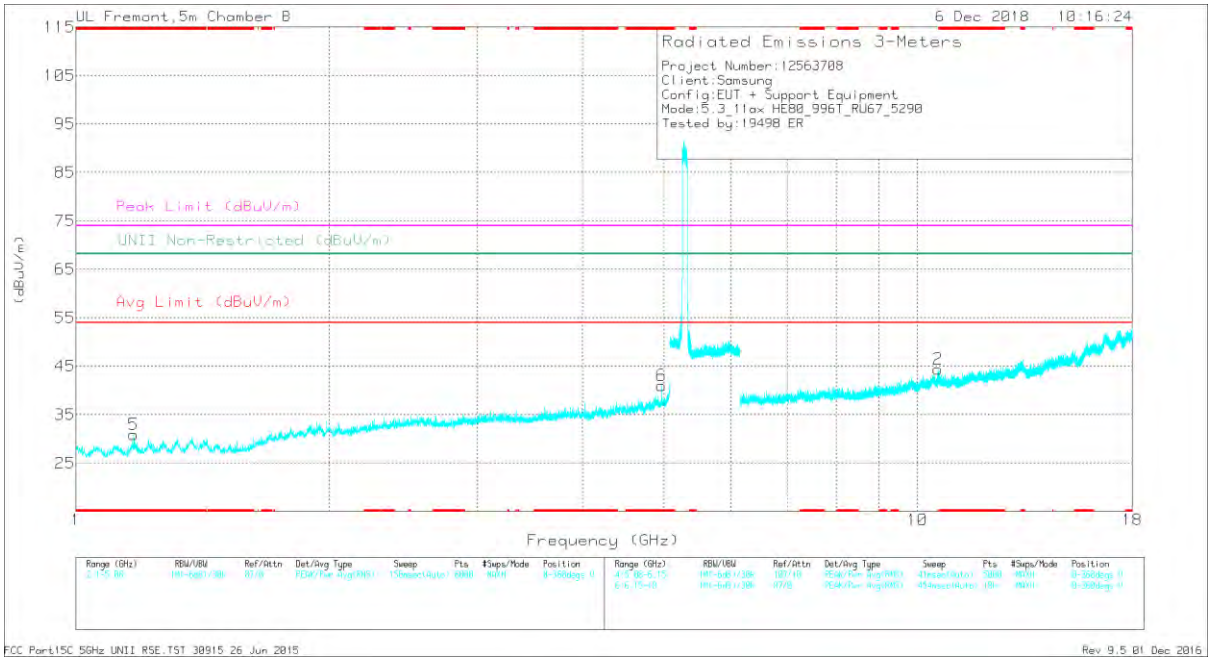

VERTICAL

UL VERIFICATION SERVICES INC.
47173 Benicia Street, Fremont, CA 94538; USA TEL:(510) 771-1000 FAX:(510) 661-0888
This report shall not be reproduced except in full, without the written approval of UL Verification Services Inc.

RADIATED EMISSIONS

Marker	Frequency (GHz)	Meter Reading (dBuV)	Det	AF T863 (dB/m)	Amp/Cbl/Fltr/Pad (dB)	DC Corr (dB)	Corrected Reading (dBuV/m)	Avg Limit (dBuV/m)	Margin (dB)	Peak Limit (dBuV/m)	PK Margin (dB)	UNII Non-Restricted (dBuV/m)	PK Margin (dB)	Azimuth (Degs)	Height (cm)	Polarity
4	* 4.97	39.58	PK-U	34.5	-28.6	0	45.48	-	-	74	-28.52	-	-	303	129	H
	* 4.97	27.14	ADR	34.5	-28.6	1.92	34.96	54	-19.04	-	-	-	-	303	129	H
5	* 1.171	41.75	PK-U	27.9	-34.1	0	35.55	-	-	74	-38.45	-	-	135	181	V
	* 1.17	30.4	ADR	27.9	-34.1	1.92	26.12	54	-27.88	-	-	-	-	135	181	V
6	* 4.969	38.76	PK-U	34.5	-28.6	0	44.66	-	-	74	-29.34	-	-	70	246	V
	* 4.967	26.94	ADR	34.5	-28.6	1.92	34.76	54	-19.24	-	-	-	-	70	246	V
3	1.796	41.38	PK-U	30.7	-33.5	0	38.58	-	-	-	-	68.2	-29.62	203	165	H
2	10.579	36.75	PK-U	37.8	-23.1	0	51.45	-	-	-	-	68.2	-16.75	153	208	V
1	10.598	40.51	PK-U	37.7	-23.1	0	55.11	-	-	-	-	68.2	-13.09	155	118	H

* - indicates frequency in CFR47 Pt 15 / IC RSS-Restricted Band
PK-U - U-NII: Maximum Peak
ADR - U-NII AD primary method, RMS average

UL VERIFICATION SERVICES INC.
47173 Benicia Street, Fremont, CA 94538; USA TEL:(510) 771-1000 FAX:(510) 661-0888
This report shall not be reproduced except in full, without the written approval of UL Verification Services Inc.

2TX Antenna 1 + Antenna 2 OFDMA MODE – 484-Tones, RU Index 66

BANDEDGE (MID CHANNEL)

HORIZONTAL RESULT

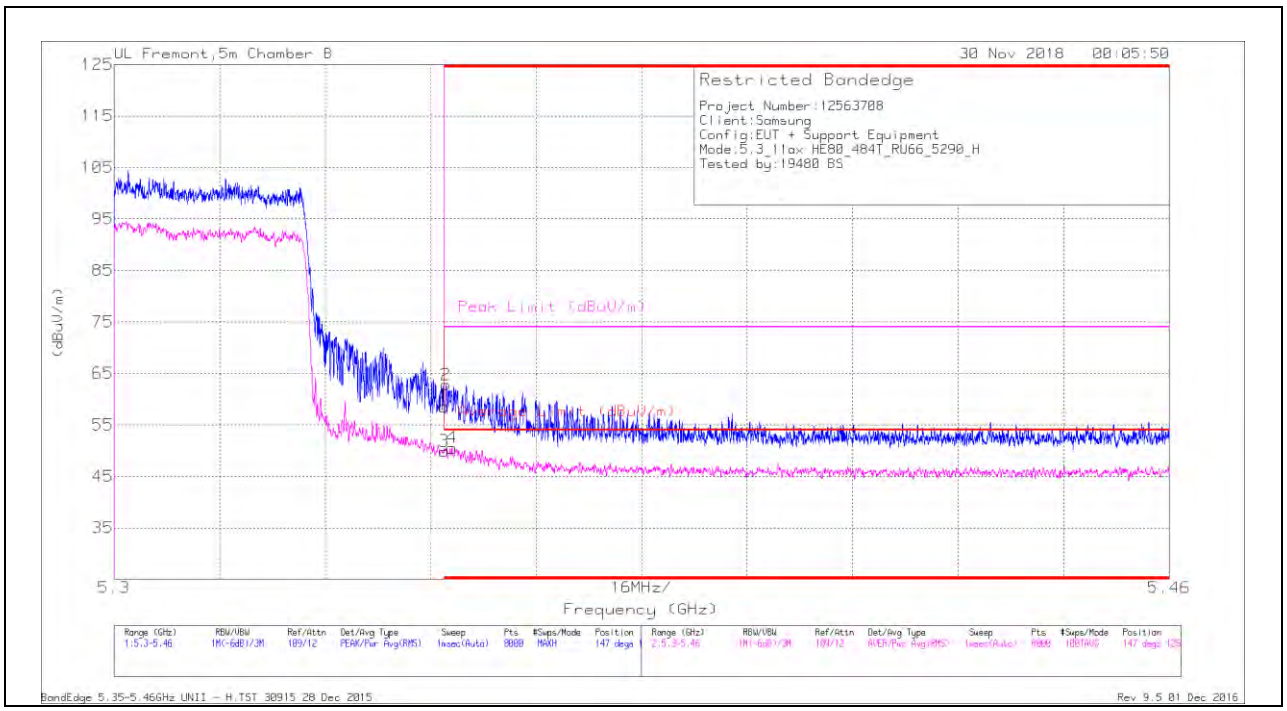

Trace Markers

Marker	Frequency (GHz)	Meter Reading (dBuV)	Det	AF T863 (dB/m)	Amp/Cbl/Fltr/Pad (dB)	DC Corr (dB)	Corrected Reading (dBuV/m)	Average Limit (dBuV/m)	Margin (dB)	Peak Limit (dBuV/m)	PK Margin (dB)	Azimuth (Degs)	Height (cm)	Polarity
1	* 5.35	41.28	Pk	35	-17.8	0	58.48	-	-	74	-15.52	147	126	H
2	* 5.35	45.68	Pk	35	-17.9	0	62.78	-	-	74	-11.22	147	126	H
3	* 5.35	31.48	RMS	35	-17.8	1.27	49.95	54	-4.05	-	-	147	126	H
4	* 5.351	32.23	RMS	35	-17.9	1.27	50.6	54	-3.4	-	-	147	126	H

* - indicates frequency in CFR47 Pt 15 / IC RSS-Restricted Band
Pk - Peak detector
RMS - RMS detection

UL VERIFICATION SERVICES INC.
47173 Benicia Street, Fremont, CA 94538; USA TEL:(510) 771-1000 FAX:(510) 661-0888
This report shall not be reproduced except in full, without the written approval of UL Verification Services Inc.

VERTICAL RESULT

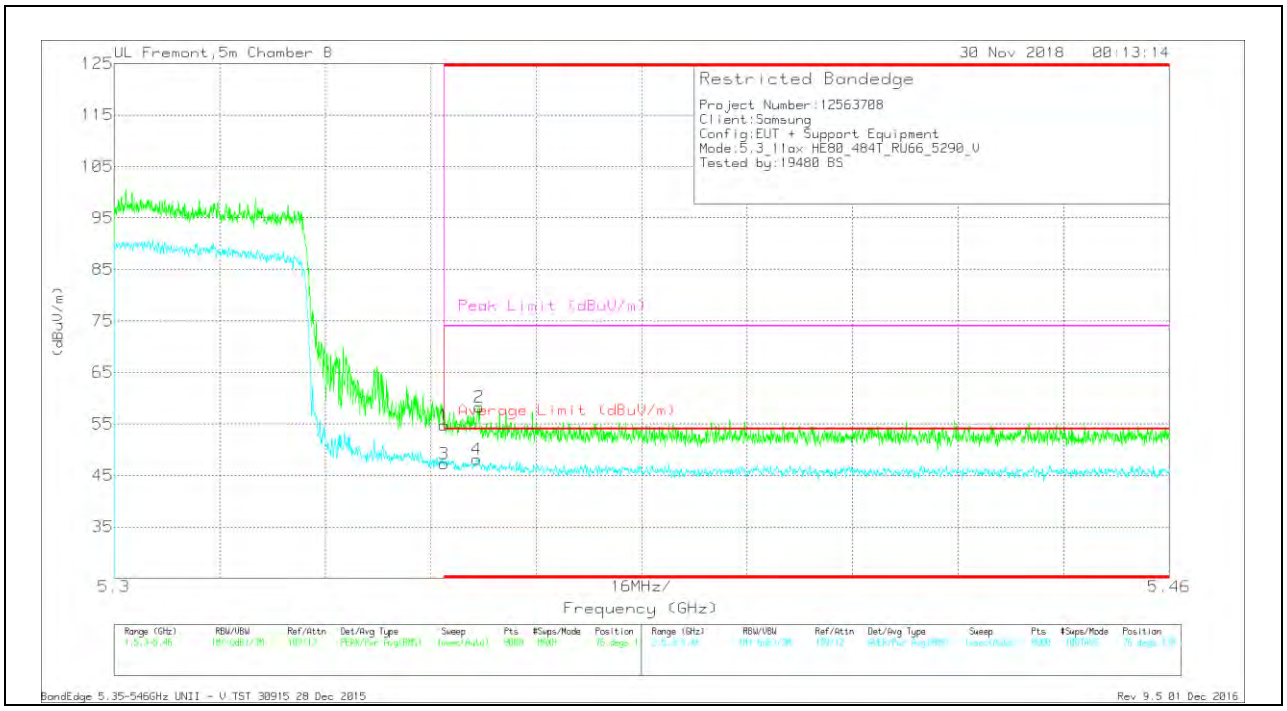

Trace Markers

Marker	Frequency (GHz)	Meter Reading (dBuV)	Det	AF T863 (dB/m)	Amp/Cbl/Fltr/Pad (dB)	DC Corr (dB)	Corrected Reading (dBuV/m)	Average Limit (dBuV/m)	Margin (dB)	Peak Limit (dBuV/m)	PK Margin (dB)	Azimuth (Degs)	Height (cm)	Polarity
1	* 5.35	37.5	Pk	35	-17.8	0	54.7	-	-	74	-19.3	76	138	V
2	* 5.355	41.05	Pk	35	-17.8	0	58.25	-	-	74	-15.75	76	138	V
3	* 5.35	28.84	RMS	35	-17.8	1.27	47.31	54	-6.69	-	-	76	138	V
4	* 5.355	29.51	RMS	35	-17.6	1.27	48.18	54	-5.82	-	-	76	138	V

* - indicates frequency in CFR47 Pt 15 / IC RSS-Restricted Band
Pk - Peak detector
RMS - RMS detection

UL VERIFICATION SERVICES INC.
47173 Benicia Street, Fremont, CA 94538; USA TEL:(510) 771-1000 FAX:(510) 661-0888
This report shall not be reproduced except in full, without the written approval of UL Verification Services Inc.

2TX Antenna 1 + Antenna 2 OFDMA MODE – 242-Tones, RU Index 64

BANDEDGE (MID CHANNEL)

HORIZONTAL RESULT

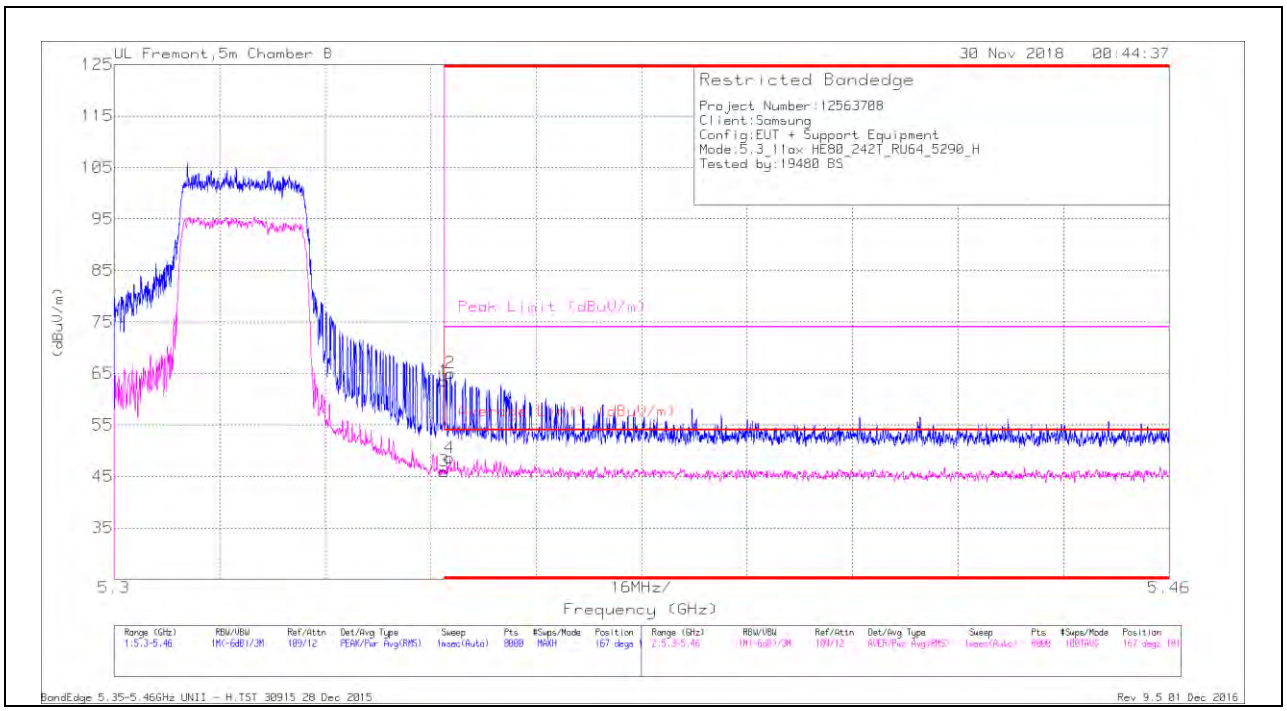

Trace Markers

Marker	Frequency (GHz)	Meter Reading (dBuV)	Det	AF T863 (dB/m)	Amp/Cbl/Fltr/Pad (dB)	DC Corr (dB)	Corrected Reading (dBuV/m)	Average Limit (dBuV/m)	Margin (dB)	Peak Limit (dBuV/m)	PK Margin (dB)	Azimuth (Degs)	Height (cm)	Polarity
1	* 5.35	46.32	Pk	35	-17.8	0	63.52	-	-	74	-10.48	167	181	H
2	* 5.351	47.94	Pk	35	-17.9	0	65.04	-	-	74	-8.96	167	181	H
3	* 5.35	28.08	RMS	35	-17.8	.73	46.01	54	-7.99	-	-	167	181	H
4	* 5.351	30.8	RMS	35	-17.9	.73	48.63	54	-5.37	-	-	167	181	H

* - indicates frequency in CFR47 Pt 15 / IC RSS-Restricted Band
Pk - Peak detector
RMS - RMS detection

UL VERIFICATION SERVICES INC.
47173 Benicia Street, Fremont, CA 94538; USA TEL:(510) 771-1000 FAX:(510) 661-0888
This report shall not be reproduced except in full, without the written approval of UL Verification Services Inc.

VERTICAL RESULT

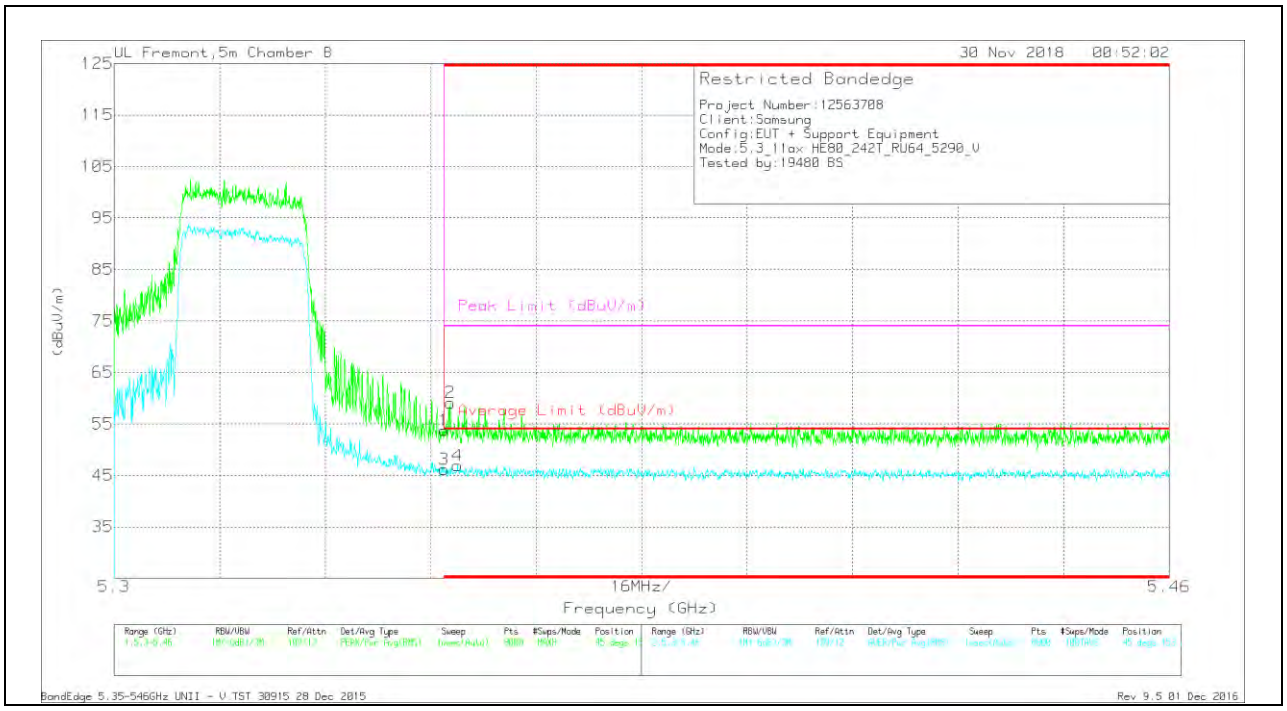

Trace Markers

Marker	Frequency (GHz)	Meter Reading (dBuV)	Det	AF T863 (dB/m)	Amp/Cbl/Fltr/Pad (dB)	DC Corr (dB)	Corrected Reading (dBuV/m)	Average Limit (dBuV/m)	Margin (dB)	Peak Limit (dBuV/m)	PK Margin (dB)	Azimuth (Degs)	Height (cm)	Polarity
1	* 5.35	36.54	Pk	35	-17.8	0	53.74	-	-	74	-20.26	45	153	V
2	* 5.351	41.98	Pk	35	-17.9	0	59.08	-	-	74	-14.92	45	153	V
3	* 5.35	28.24	RMS	35	-17.8	.73	46.17	54	-7.83	-	-	45	153	V
4	* 5.352	29.09	RMS	35	-17.9	.73	46.92	54	-7.08	-	-	45	153	V

* - indicates frequency in CFR47 Pt 15 / IC RSS-Restricted Band
Pk - Peak detector
RMS - RMS detection

UL VERIFICATION SERVICES INC.
47173 Benicia Street, Fremont, CA 94538; USA TEL:(510) 771-1000 FAX:(510) 661-0888
This report shall not be reproduced except in full, without the written approval of UL Verification Services Inc.

2TX Antenna 1 + Antenna 2 OFDMA MODE – 106-Tones, RU Index 60

BANDEDGE (MID CHANNEL)

HORIZONTAL RESULT

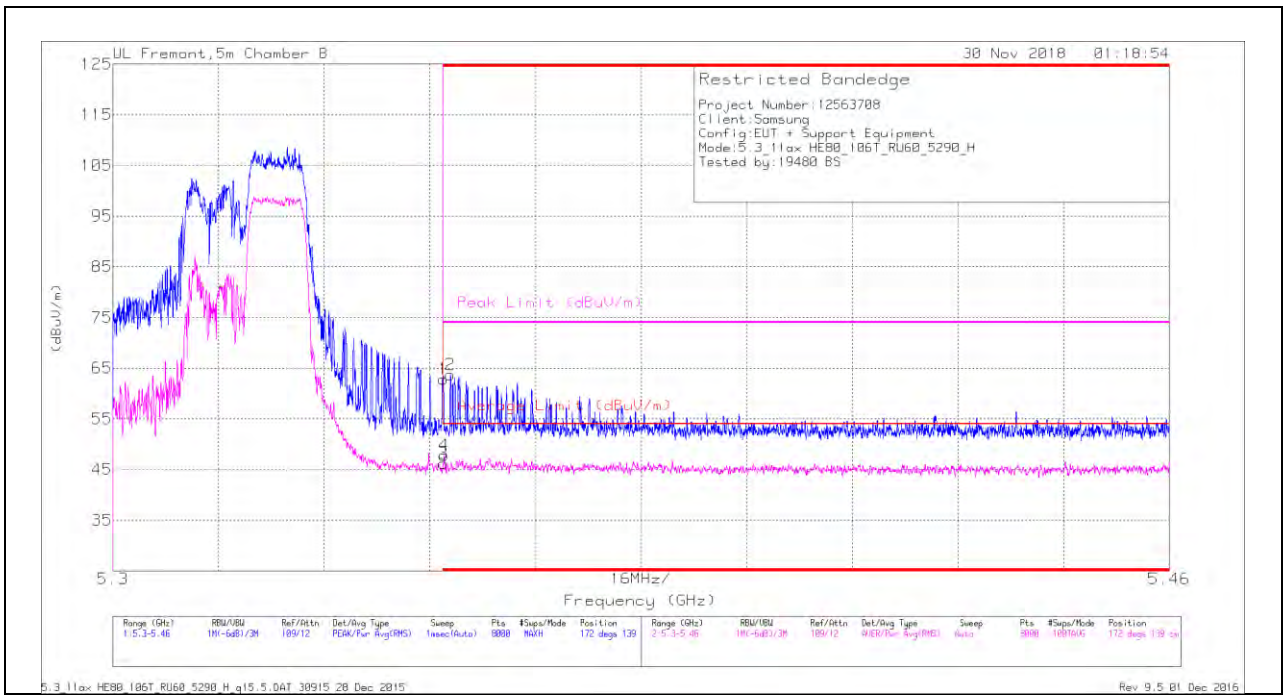

Trace Markers

Marker	Frequency (GHz)	Meter Reading (dBuV)	Det	AF T863 (dB/m)	Amp/Cbl/Fltr/Pad (dB)	DC Corr (dB)	Corrected Reading (dBuV/m)	Average Limit (dBuV/m)	Margin (dB)	Peak Limit (dBuV/m)	PK Margin (dB)	Azimuth (Degs)	Height (cm)	Polarity
1	* 5.35	45.61	Pk	35	-17.8	0	62.81	-	-	74	-11.19	172	139	H
2	* 5.351	46.57	Pk	35	-17.9	0	63.67	-	-	74	-10.33	172	139	H
3	* 5.35	28.64	RMS	35	-17.8	.43	46.27	54	-7.73	-	-	172	139	H
4	* 5.35	30.34	RMS	35	-17.9	.43	47.87	54	-6.13	-	-	172	139	H

* - indicates frequency in CFR47 Pt 15 / IC RSS-Restricted Band
Pk - Peak detector
RMS - RMS detection

UL VERIFICATION SERVICES INC.
47173 Benicia Street, Fremont, CA 94538; USA TEL:(510) 771-1000 FAX:(510) 661-0888
This report shall not be reproduced except in full, without the written approval of UL Verification Services Inc.

VERTICAL RESULT

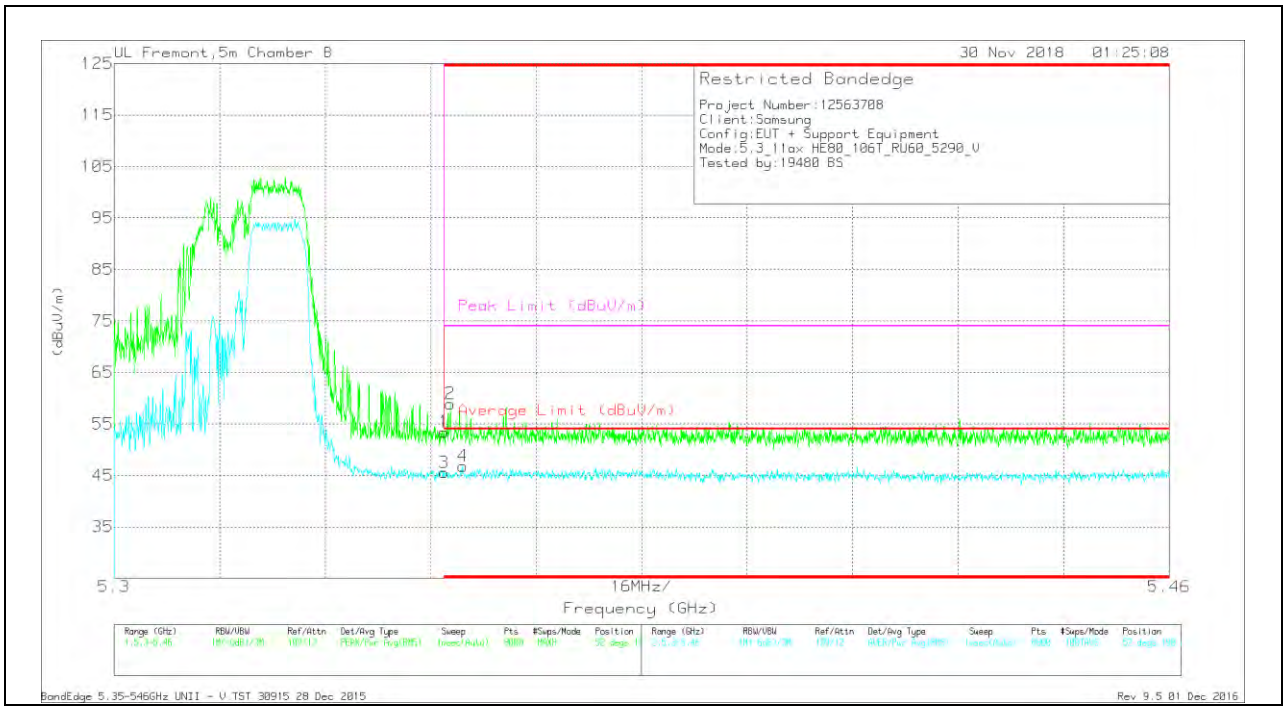

Trace Markers

Marker	Frequency (GHz)	Meter Reading (dBuV)	Det	AF T863 (dB/m)	Amp/Cbl/Fltr/Pad (dB)	DC Corr (dB)	Corrected Reading (dBuV/m)	Average Limit (dBuV/m)	Margin (dB)	Peak Limit (dBuV/m)	PK Margin (dB)	Azimuth (Degs)	Height (cm)	Polarity
1	* 5.35	36.23	Pk	35	-17.8	0	53.43	-	-	74	-20.57	52	190	V
2	* 5.351	41.82	Pk	35	-17.9	0	58.92	-	-	74	-15.08	52	190	V
3	* 5.35	28.02	RMS	35	-17.8	.43	45.65	54	-8.35	-	-	52	190	V
4	* 5.353	29.15	RMS	35	-17.7	.43	46.88	54	-7.12	-	-	52	190	V

* - indicates frequency in CFR47 Pt 15 / IC RSS-Restricted Band
Pk - Peak detector
RMS - RMS detection

UL VERIFICATION SERVICES INC.
47173 Benicia Street, Fremont, CA 94538; USA TEL:(510) 771-1000 FAX:(510) 661-0888
This report shall not be reproduced except in full, without the written approval of UL Verification Services Inc.

2TX Antenna 1 + Antenna 2 OFDMA MODE – 52-Tones, RU Index 52

BANDEDGE (MID CHANNEL)

HORIZONTAL RESULT

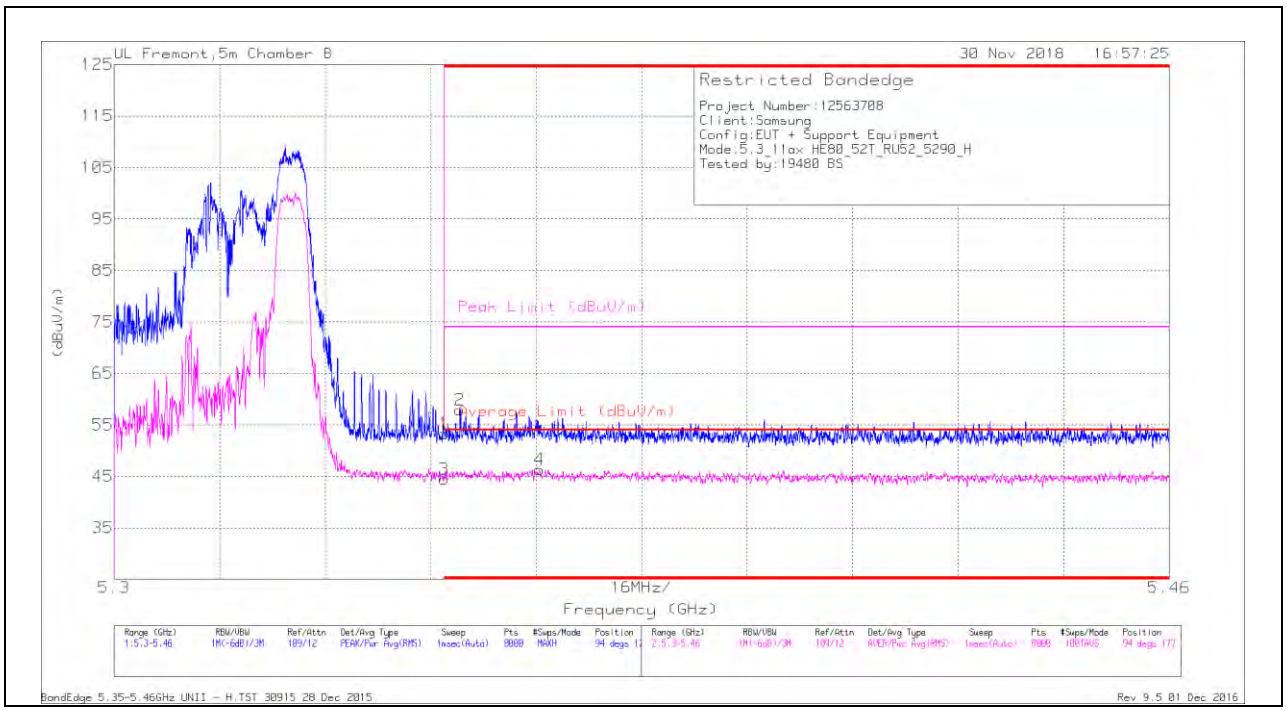

Trace Markers

Marker	Frequency (GHz)	Meter Reading (dBuV)	Det	AF T863 (dB/m)	Amp/Cbl/Fltr/Pad (dB)	DC Corr (dB)	Corrected Reading (dBuV/m)	Average Limit (dBuV/m)	Margin (dB)	Peak Limit (dBuV/m)	PK Margin (dB)	Azimuth (Degs)	Height (cm)	Polarity
1	* 5.35	36.1	Pk	35	-17.8	0	53.3	-	-	74	-20.7	94	177	H
2	* 5.352	40.7	Pk	35	-17.8	0	57.9	-	-	74	-16.1	94	177	H
3	* 5.35	27.12	RMS	35	-17.8	.24	44.56	54	-9.44	-	-	94	177	H
4	* 5.365	28.86	RMS	35.1	-17.8	.24	46.4	54	-7.6	-	-	94	177	H

* - indicates frequency in CFR47 Pt 15 / IC RSS-Restricted Band
Pk - Peak detector
RMS - RMS detection

UL VERIFICATION SERVICES INC.
47173 Benicia Street, Fremont, CA 94538; USA TEL:(510) 771-1000 FAX:(510) 661-0888
This report shall not be reproduced except in full, without the written approval of UL Verification Services Inc.

VERTICAL RESULT

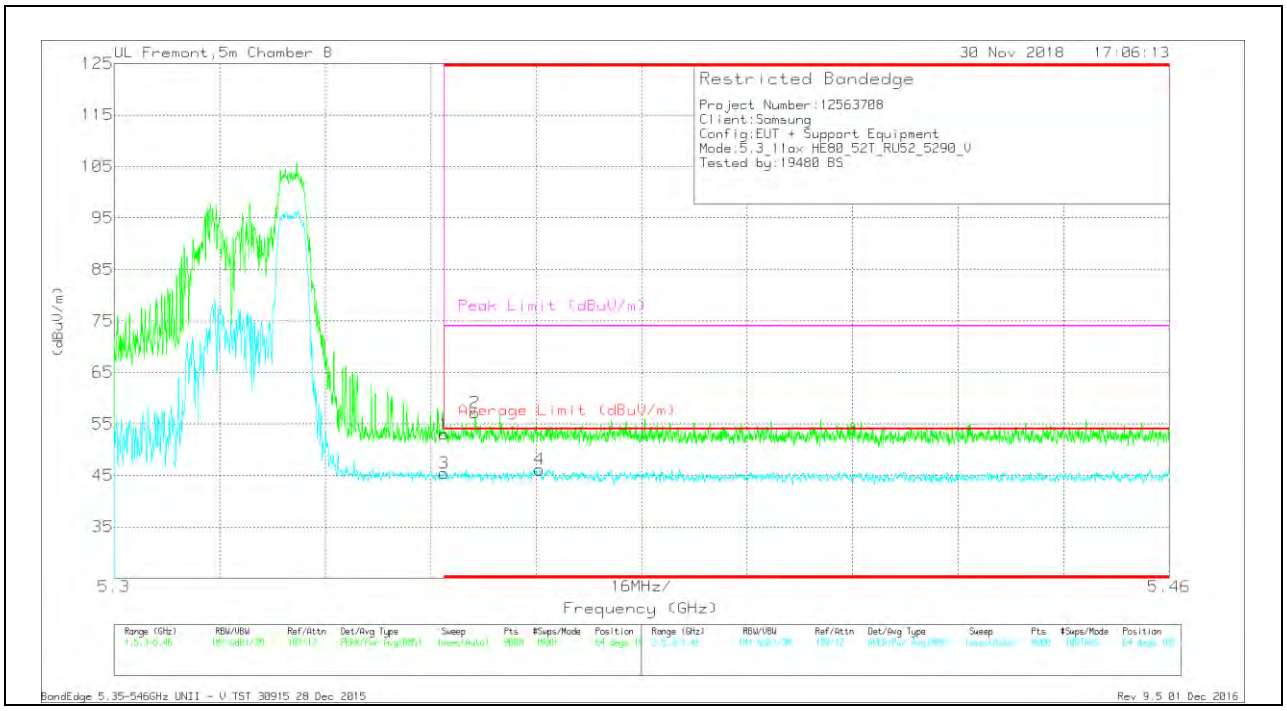

Trace Markers

Marker	Frequency (GHz)	Meter Reading (dBuV)	Det	AF T863 (dB/m)	Amp/Cbl/Fltr/Pad (dB)	DC Corr (dB)	Corrected Reading (dBuV/m)	Average Limit (dBuV/m)	Margin (dB)	Peak Limit (dBuV/m)	PK Margin (dB)	Azimuth (Degs)	Height (cm)	Polarity
1	* 5.35	35.81	Pk	35	-17.8	0	53.01	-	-	74	-20.99	64	105	V
2	* 5.355	39.86	Pk	35	-17.7	0	57.16	-	-	74	-16.84	64	105	V
3	* 5.35	28.06	RMS	35	-17.8	.24	45.5	54	-8.5	-	-	64	105	V
4	* 5.365	28.68	RMS	35.1	-17.8	.24	46.22	54	-7.78	-	-	64	105	V

* - indicates frequency in CFR47 Pt 15 / IC RSS-Restricted Band
Pk - Peak detector
RMS - RMS detection

UL VERIFICATION SERVICES INC.
47173 Benicia Street, Fremont, CA 94538; USA TEL:(510) 771-1000 FAX:(510) 661-0888
This report shall not be reproduced except in full, without the written approval of UL Verification Services Inc.

2TX Antenna 1 + Antenna 2 OFDMA MODE – 26-Tones, RU Index 36

BANDEDGE (MID CHANNEL)

HORIZONTAL RESULT

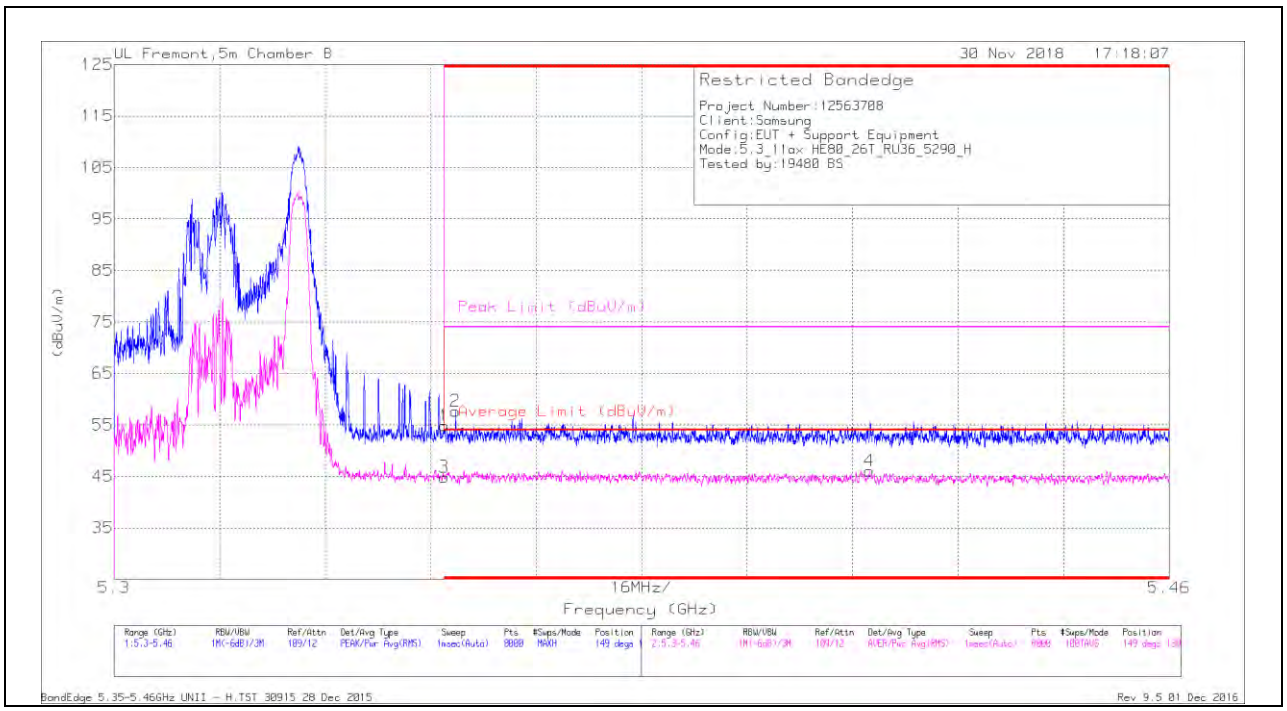

Trace Markers

Marker	Frequency (GHz)	Meter Reading (dBuV)	Det	AF T863 (dB/m)	Amp/Cbl/Fltr/Pad (dB)	DC Corr (dB)	Corrected Reading (dBuV/m)	Average Limit (dBuV/m)	Margin (dB)	Peak Limit (dBuV/m)	PK Margin (dB)	Azimuth (Degs)	Height (cm)	Polarity
1	* 5.35	37.66	Pk	35	-17.8	0	54.86	-	-	74	-19.14	149	130	H
2	* 5.352	40.57	Pk	35	-17.9	0	57.67	-	-	74	-16.33	149	130	H
3	* 5.35	27.66	RMS	35	-17.8	.12	44.95	54	-9.05	-	-	149	130	H
4	* 5.415	28.97	RMS	35.2	-18.1	.12	46.19	54	-7.81	-	-	149	130	H

* - indicates frequency in CFR47 Pt 15 / IC RSS-Restricted Band
Pk - Peak detector
RMS - RMS detection

UL VERIFICATION SERVICES INC.
47173 Benicia Street, Fremont, CA 94538; USA TEL:(510) 771-1000 FAX:(510) 661-0888
This report shall not be reproduced except in full, without the written approval of UL Verification Services Inc.

VERTICAL RESULT

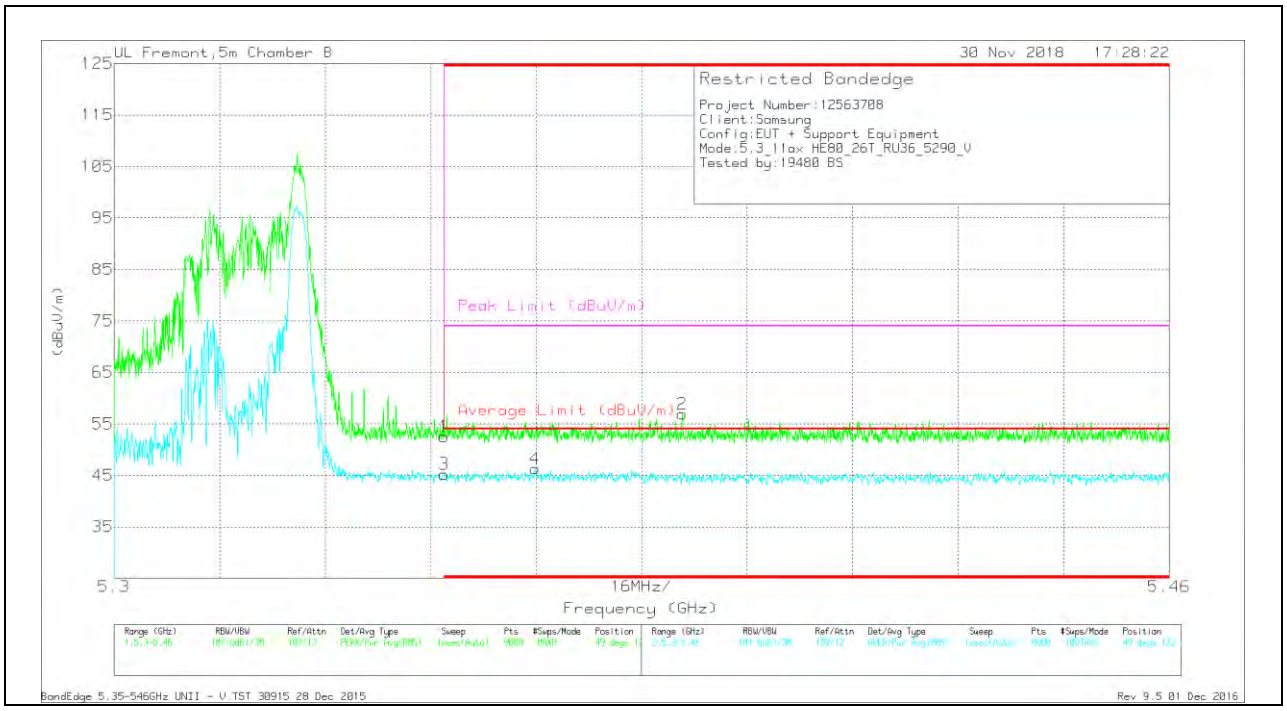

Trace Markers

Marker	Frequency (GHz)	Meter Reading (dBuV)	Det	AF T863 (dB/m)	Amp/Cbl/Fltr/Pad (dB)	DC Corr (dB)	Corrected Reading (dBuV/m)	Average Limit (dBuV/m)	Margin (dB)	Peak Limit (dBuV/m)	PK Margin (dB)	Azimuth (Degs)	Height (cm)	Polarity
1	* 5.35	35.31	Pk	35	-17.8	0	52.51	-	-	74	-21.49	49	122	V
2	* 5.386	39.73	Pk	35.1	-17.9	0	56.93	-	-	74	-17.07	49	122	V
3	* 5.35	28.02	RMS	35	-17.8	.12	45.34	54	-8.66	-	-	49	122	V
4	* 5.364	28.87	RMS	35.1	-17.7	.12	46.39	54	-7.61	-	-	49	122	V

* - indicates frequency in CFR47 Pt 15 / IC RSS-Restricted Band
Pk - Peak detector
RMS - RMS detection

UL VERIFICATION SERVICES INC.
47173 Benicia Street, Fremont, CA 94538; USA TEL:(510) 771-1000 FAX:(510) 661-0888
This report shall not be reproduced except in full, without the written approval of UL Verification Services Inc.

HARMONICS AND SPURIOUS EMISSIONS

MID CHANNEL RESULTS

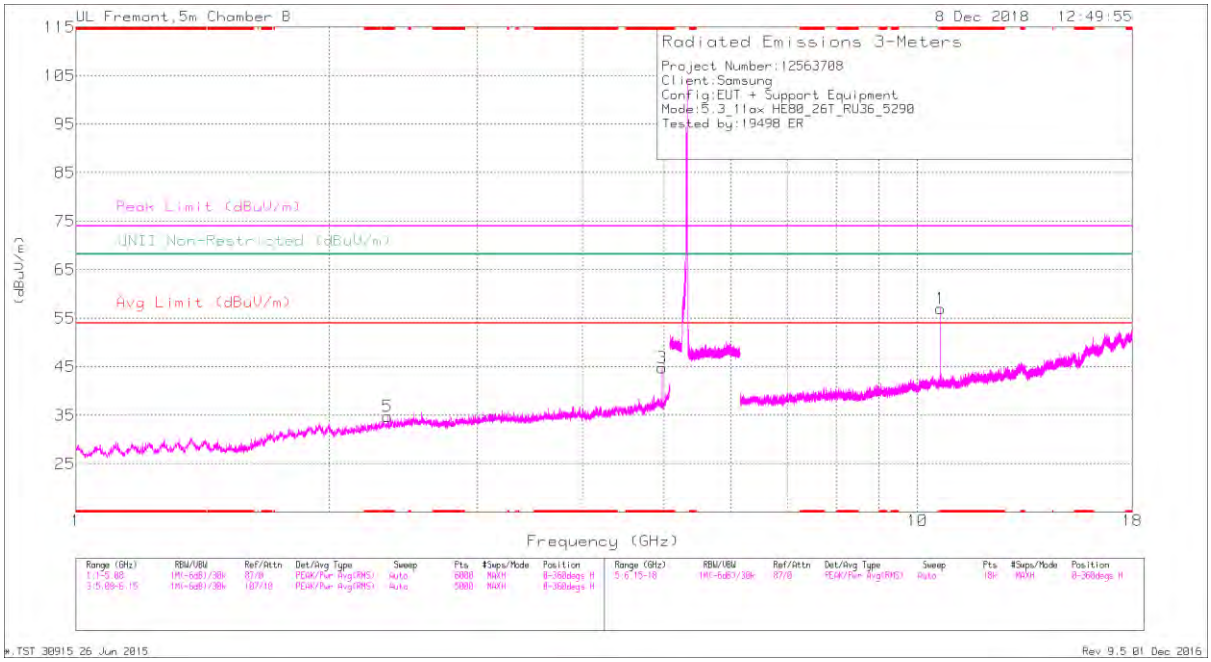

HORIZONTAL

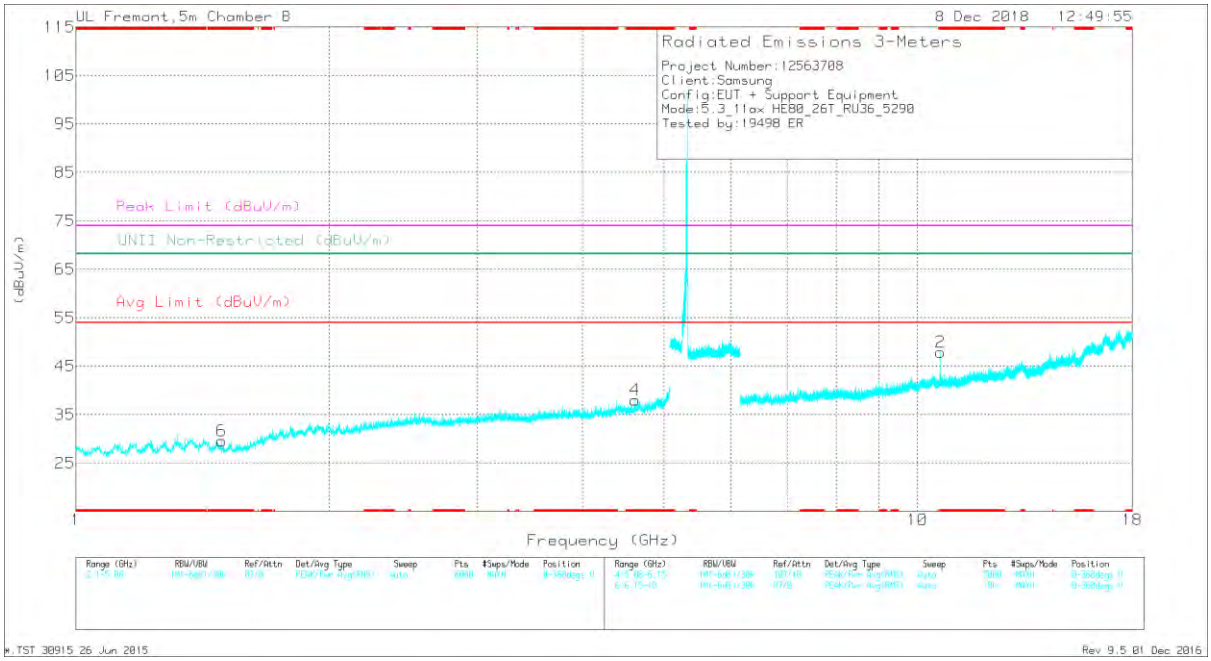

VERTICAL

UL VERIFICATION SERVICES INC.
47173 Benicia Street, Fremont, CA 94538; USA TEL:(510) 771-1000 FAX:(510) 661-0888
This report shall not be reproduced except in full, without the written approval of UL Verification Services Inc.

RADIATED EMISSIONS

Marker	Frequency (GHz)	Meter Reading (dBuV)	Det	AF T863 (dB/m)	Amp/Cbl/Fltr/Pad (dB)	DC Corr (dB)	Corrected Reading (dBuV/m)	Avg Limit (dBuV/m)	Margin (dB)	Peak Limit (dBuV/m)	PK Margin (dB)	UNII Non-Restricted (dBuV/m)	PK Margin (dB)	Azimuth (Degs)	Height (cm)	Polarity
5	* 2.347	40.24	PK-U	32.2	-32.2	0	40.24	-	-	74	-33.76	-	-	305	119	H
	* 2.347	28.85	ADR	32.2	-32.2	.12	28.97	54	-25.03	-	-	-	-	305	119	H
3	* 4.97	39.89	PK-U	34.5	-28.6	0	45.79	-	-	74	-28.21	-	-	214	283	H
	* 4.97	28.21	ADR	34.5	-28.6	.12	34.23	54	-19.77	-	-	-	-	214	283	H
6	* 1.491	41.26	PK-U	27.8	-33.9	0	35.16	-	-	74	-38.84	-	-	134	130	V
	* 1.492	29.81	ADR	27.8	-33.9	.12	23.83	54	-30.17	-	-	-	-	134	130	V
4	* 4.615	39.3	PK-U	34.1	-29.1	0	44.3	-	-	74	-29.7	-	-	225	177	V
	* 4.618	27.75	ADR	34.1	-29.1	.12	32.87	54	-21.13	-	-	-	-	225	177	V
1	* 10.655	51.13	PK-U	37.8	-22.6	0	66.33	-	-	74	-7.67	-	-	136	108	H
	* 10.656	34.9	ADR	37.8	-22.5	.12	50.32	54	-3.68	-	-	-	-	136	108	H
2	* 10.656	43.03	PK-U	37.8	-22.5	0	58.33	-	-	74	-15.67	-	-	81	104	V
	* 10.656	27.89	ADR	37.8	-22.5	.12	43.31	54	-10.69	-	-	-	-	81	104	V

* - indicates frequency in CFR47 Pt 15 / IC RSS-Restricted Band
PK-U - U-NII: Maximum Peak
ADR - U-NII AD primary method, RMS average

UL VERIFICATION SERVICES INC.
47173 Benicia Street, Fremont, CA 94538; USA TEL:(510) 771-1000 FAX:(510) 661-0888
This report shall not be reproduced except in full, without the written approval of UL Verification Services Inc.

10.1.15. TX ABOVE 1 GHz 802.11a MODE IN THE 5.6 GHz BAND

2TX Antenna 1 + Antenna 2 CDD MODE

BANDEDGE (LOW CHANNEL)

HORIZONTAL RESULT

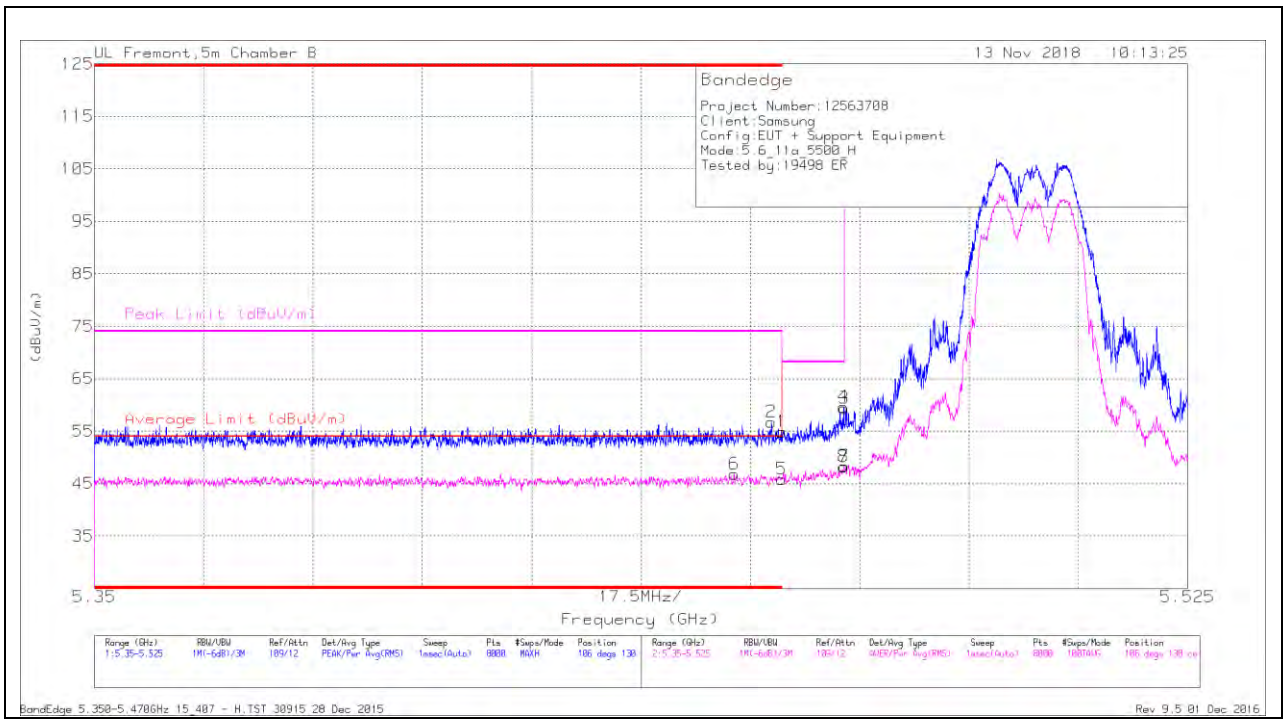

Trace Markers

Marker	Frequency (GHz)	Meter Reading (dBuV)	Det	AF T863 (dB/m)	Amp/Cbl/Fltr/Pad (dB)	DC Corr (dB)	Corrected Reading (dBuV/m)	Average Limit (dBuV/m)	Margin (dB)	Peak Limit (dBuV/m)	PK Margin (dB)	Azimuth (Degs)	Height (cm)	Polarity
6	* 5.452	29.37	RMS	35.3	-18.2	.29	46.76	54	-7.24	-	-	106	130	H
2	* 5.458	39.69	Pk	35.3	-18.2	0	56.79	-	-	74	-17.21	106	130	H
1	* 5.46	37.66	Pk	35.3	-18.1	0	54.86	-	-	74	-19.14	106	130	H
5	* 5.46	28.35	RMS	35.3	-18.1	.29	45.84	54	-8.16	-	-	106	130	H
3	5.47	42.27	Pk	35.3	-18.2	0	59.37	-	-	68.2	-8.83	106	130	H
4	5.47	42.46	Pk	35.3	-18.2	0	59.56	-	-	68.2	-8.64	106	130	H
7	5.47	30.9	RMS	35.3	-18.2	.29	48.29	-	-	-	-	106	130	H
8	5.47	30.76	RMS	35.3	-18.2	.29	48.15	-	-	-	-	106	130	H

* - indicates frequency in CFR47 Pt 15 / IC RSS-Restricted Band
Pk - Peak detector
RMS - RMS detection

UL VERIFICATION SERVICES INC.
47173 Benicia Street, Fremont, CA 94538; USA TEL:(510) 771-1000 FAX:(510) 661-0888
This report shall not be reproduced except in full, without the written approval of UL Verification Services Inc.

VERTICAL RESULT

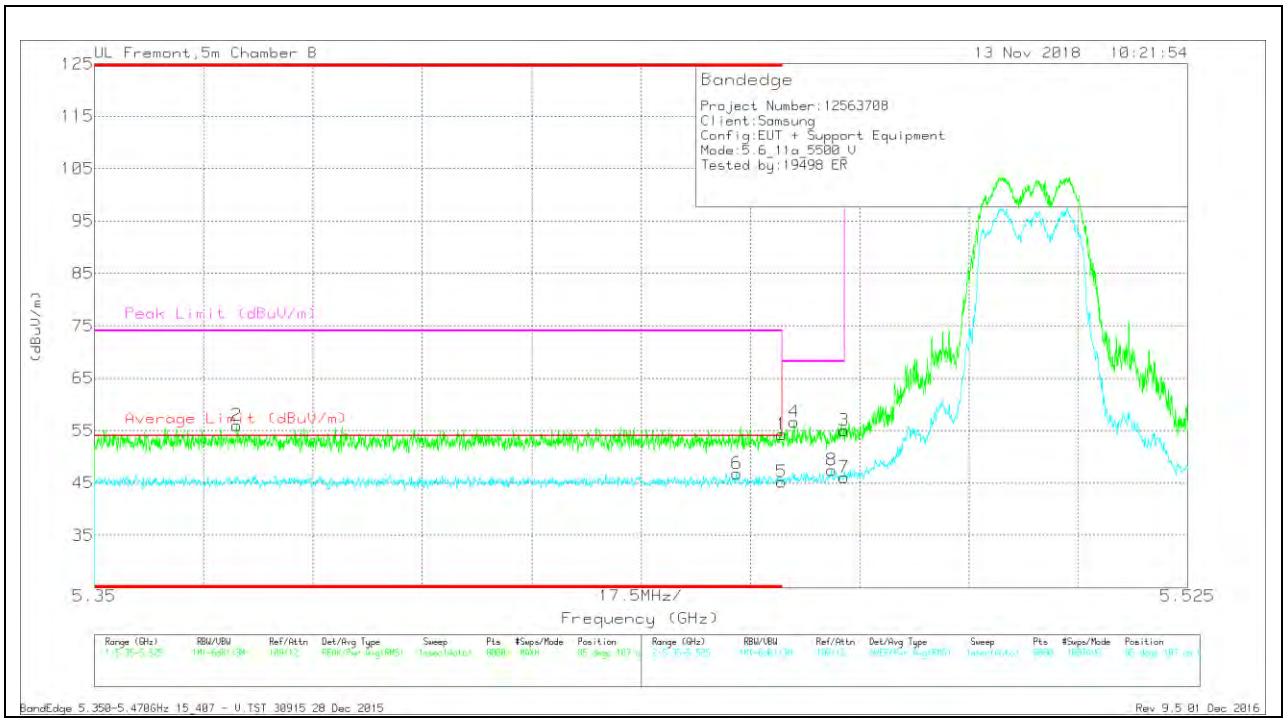

Trace Markers

Marker	Frequency (GHz)	Meter Reading (dBuV)	Det	AF T863 (dB/m)	Amp/Cbl/Fltr/Pad (dB)	DC Corr (dB)	Corrected Reading (dBuV/m)	Average Limit (dBuV/m)	Margin (dB)	Peak Limit (dBuV/m)	PK Margin (dB)	Azimuth (Degs)	Height (cm)	Polarity
2	* 5.373	38.65	Pk	35.1	-17.7	0	56.05	-	-	74	-17.95	85	107	V
6	* 5.453	29.32	RMS	35.3	-18.1	.29	46.81	54	-7.19	-	-	85	107	V
1	* 5.46	37.09	Pk	35.3	-18.1	0	54.29	-	-	74	-19.71	85	107	V
5	* 5.46	27.74	RMS	35.3	-18.1	.29	45.23	54	-8.77	-	-	85	107	V
4	5.462	39.19	Pk	35.3	-17.9	0	56.59	-	-	68.2	-11.61	85	107	V
8	5.468	29.95	RMS	35.3	-18.1	.29	47.44	-	-	-	-	85	107	V
3	5.47	37.95	Pk	35.3	-18.2	0	55.05	-	-	68.2	-13.15	85	107	V
7	5.47	28.66	RMS	35.3	-18.2	.29	46.05	-	-	-	-	85	107	V

* - indicates frequency in CFR47 Pt 15 / IC RSS-Restricted Band
Pk - Peak detector
RMS - RMS detection

UL VERIFICATION SERVICES INC.
47173 Benicia Street, Fremont, CA 94538; USA TEL:(510) 771-1000 FAX:(510) 661-0888
This report shall not be reproduced except in full, without the written approval of UL Verification Services Inc.

BANDEDGE (HIGH CHANNEL)

HORIZONTAL RESULT

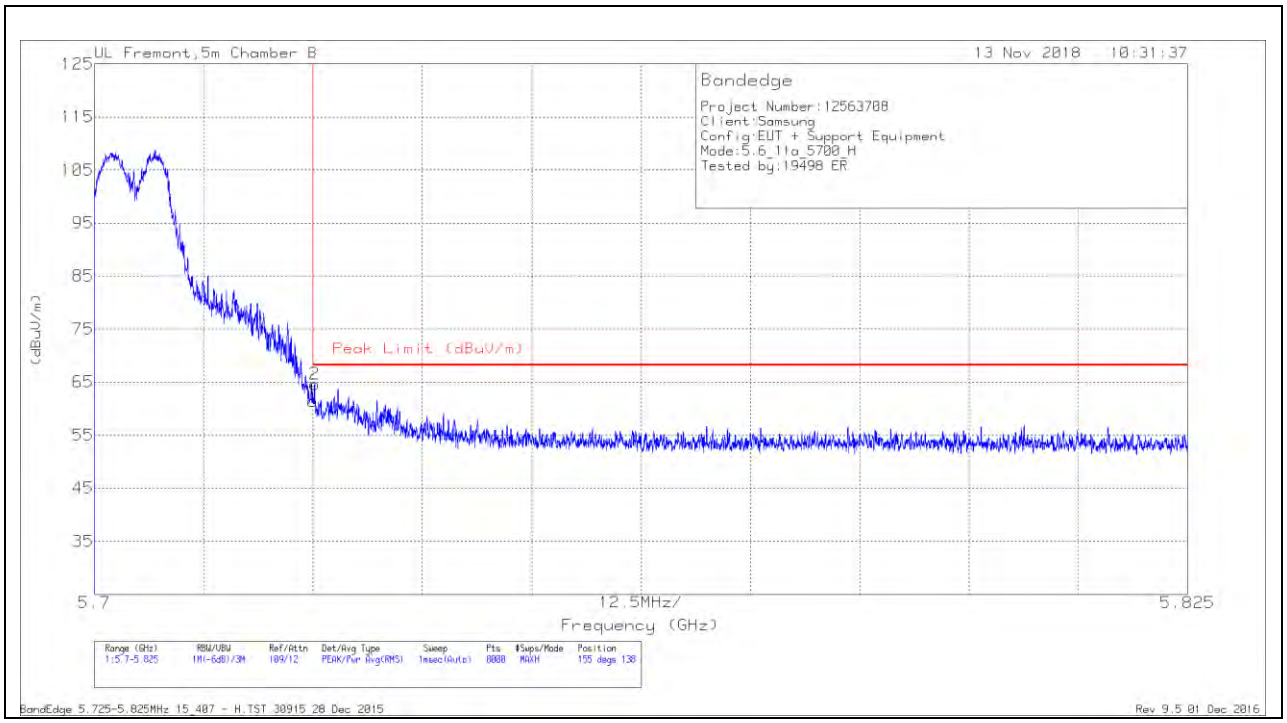

Trace Markers

Marker	Frequency (GHz)	Meter Reading (dBuV)	Det	AF T863 (dB/m)	Amp/Cbl/Fltr/Pad (dB)	Corrected Reading (dBuV/m)	Peak Limit (dBuV/m)	PK Margin (dB)	Azimuth (Degs)	Height (cm)	Polarity
1	5.725	44.79	Pk	35.5	-18.9	61.39	68.2	-6.81	155	138	H
2	5.725	47.96	Pk	35.5	-18.9	64.56	68.2	-3.64	155	138	H

Pk - Peak detector

UL VERIFICATION SERVICES INC.
47173 Benicia Street, Fremont, CA 94538; USA TEL:(510) 771-1000 FAX:(510) 661-0888
This report shall not be reproduced except in full, without the written approval of UL Verification Services Inc.

VERTICAL RESULT

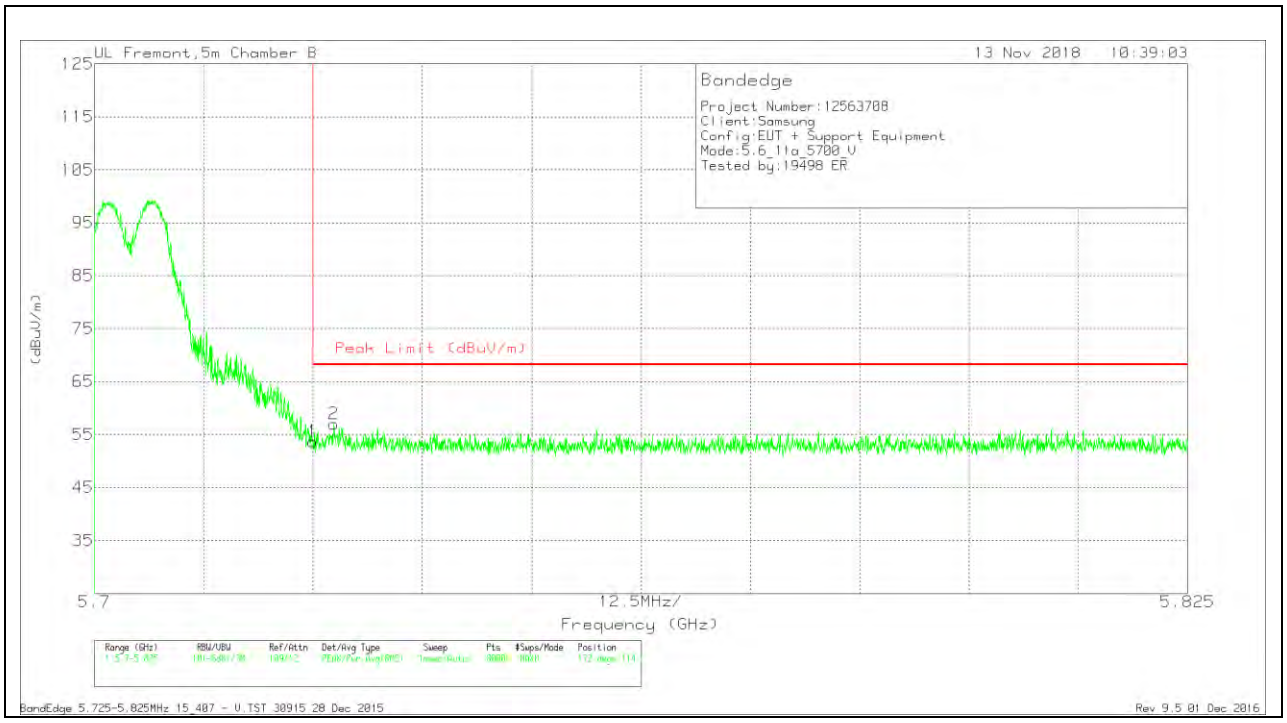

Trace Markers

Marker	Frequency (GHz)	Meter Reading (dBuV)	Det	AF T863 (dB/m)	Amp/Cbl/Fltr/Pad (dB)	Corrected Reading (dBuV/m)	Peak Limit (dBuV/m)	PK Margin (dB)	Azimuth (Degs)	Height (cm)	Polarity
1	5.725	37.06	Pk	35.5	-18.9	53.66	68.2	-14.54	172	114	V
2	5.727	40.25	Pk	35.5	-18.8	56.95	68.2	-11.25	172	114	V

Pk - Peak detector

UL VERIFICATION SERVICES INC.
47173 Benicia Street, Fremont, CA 94538; USA TEL:(510) 771-1000 FAX:(510) 661-0888
This report shall not be reproduced except in full, without the written approval of UL Verification Services Inc.

HARMONICS AND SPURIOUS EMISSIONS

LOW CHANNEL RESULTS

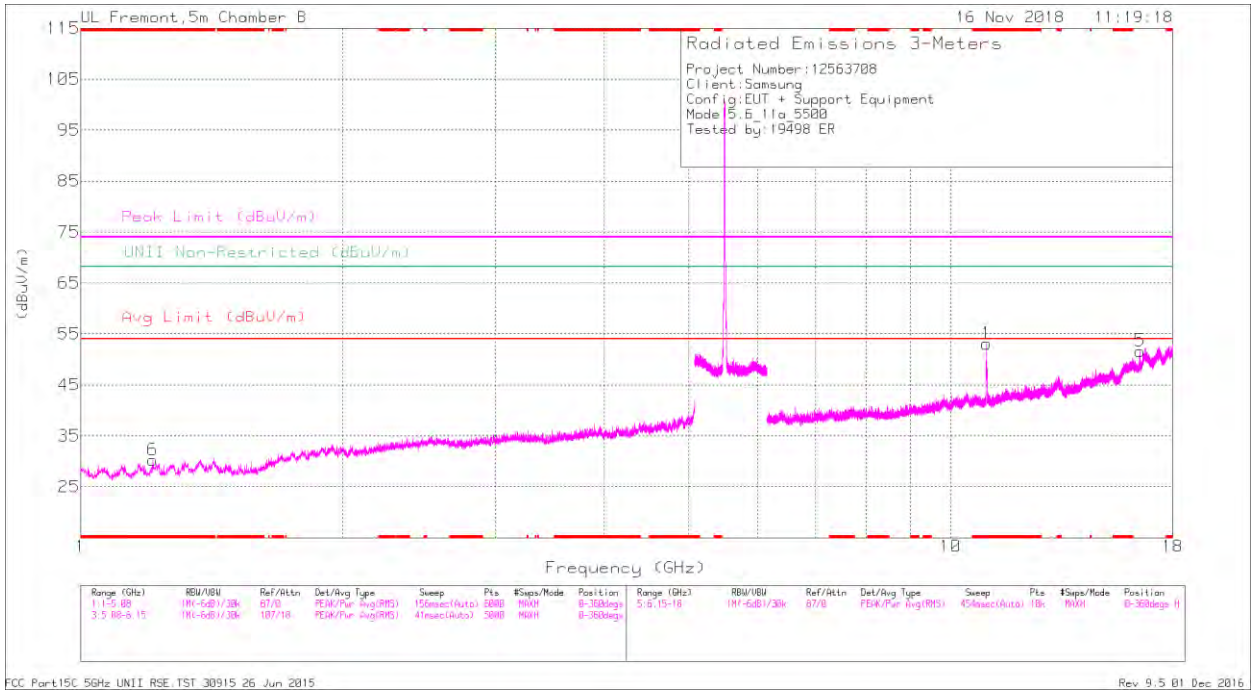

HORIZONTAL

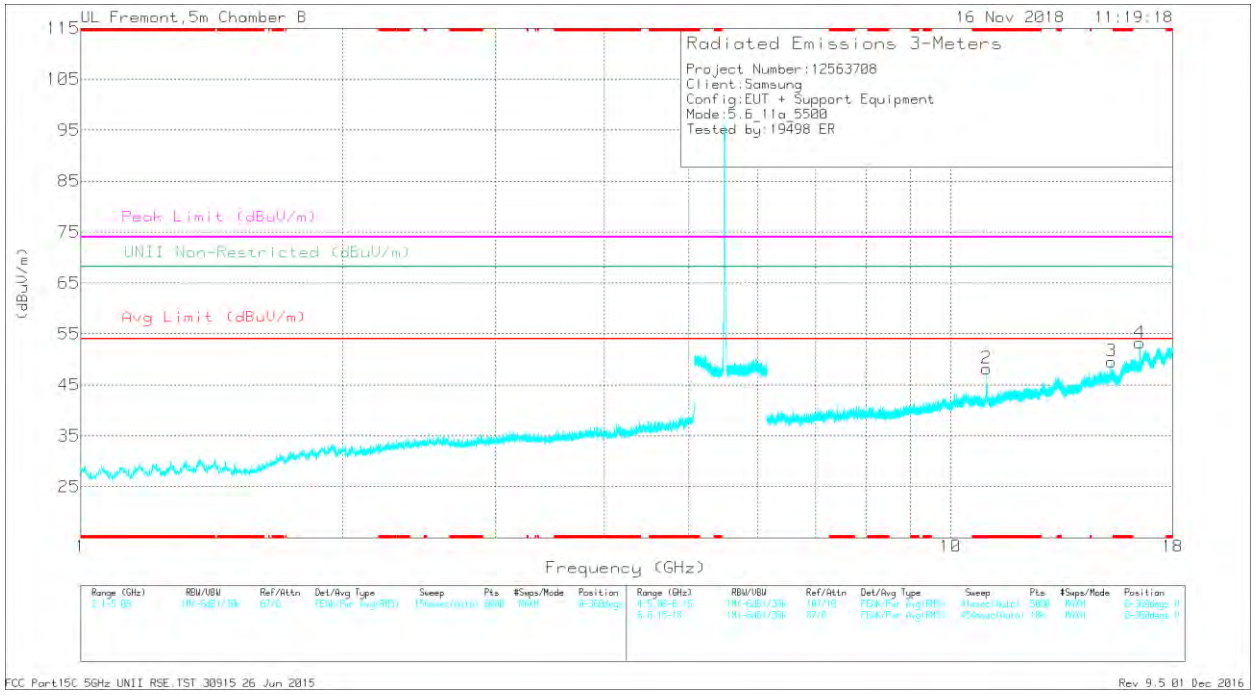

VERTICAL

UL VERIFICATION SERVICES INC.
47173 Benicia Street, Fremont, CA 94538; USA TEL:(510) 771-1000 FAX:(510) 661-0888
This report shall not be reproduced except in full, without the written approval of UL Verification Services Inc.

RADIATED EMISSIONS

Marker	Frequency (GHz)	Meter Reading (dBuV)	Det	AF T863 (dB/m)	Amp/Cbl/Fltr/Pad (dB)	DC Corr (dB)	Corrected Reading (dBuV/m)	Avg Limit (dBuV/m)	Margin (dB)	Peak Limit (dBuV/m)	PK Margin (dB)	UNII Non-Restricted (dBuV/m)	PK Margin (dB)	Azimuth (Degs)	Height (cm)	Polarity
6	* 1.209	42.09	PK-U	28.2	-34.2	0	36.09	-	-	74	-37.91	-	-	140	104	H
	* 1.211	30.28	ADR	28.2	-34.2	.29	24.57	54	-29.43	-	-	-	-	140	104	H
1	* 11.001	43.47	PK-U	37.9	-21.7	0	59.67	-	-	74	-14.33	-	-	88	113	H
	* 11.001	31.61	ADR	37.9	-21.7	.29	48.1	54	-5.9	-	-	-	-	88	113	H
2	* 11.002	36.64	PK-U	37.9	-21.7	0	52.84	-	-	74	-21.16	-	-	108	232	V
	* 11.001	25.7	ADR	37.9	-21.7	.29	42.19	54	-11.81	-	-	-	-	108	232	V
3	15.322	32.18	PK-U	41.1	-18.9	0	54.38	-	-	-	-	68.2	-13.82	327	263	V
4	16.5	35.83	PK-U	42.5	-18.5	0	59.83	-	-	-	-	68.2	-8.37	186	219	V
5	16.518	31.93	PK-U	42.7	-18.6	0	56.03	-	-	-	-	68.2	-12.17	206	167	H

* - indicates frequency in CFR47 Pt 15 / IC RSS-Restricted Band
PK-U - U-NII: Maximum Peak
ADR - U-NII AD primary method, RMS average

UL VERIFICATION SERVICES INC.
47173 Benicia Street, Fremont, CA 94538; USA TEL:(510) 771-1000 FAX:(510) 661-0888
This report shall not be reproduced except in full, without the written approval of UL Verification Services Inc.

MID CHANNEL RESULTS

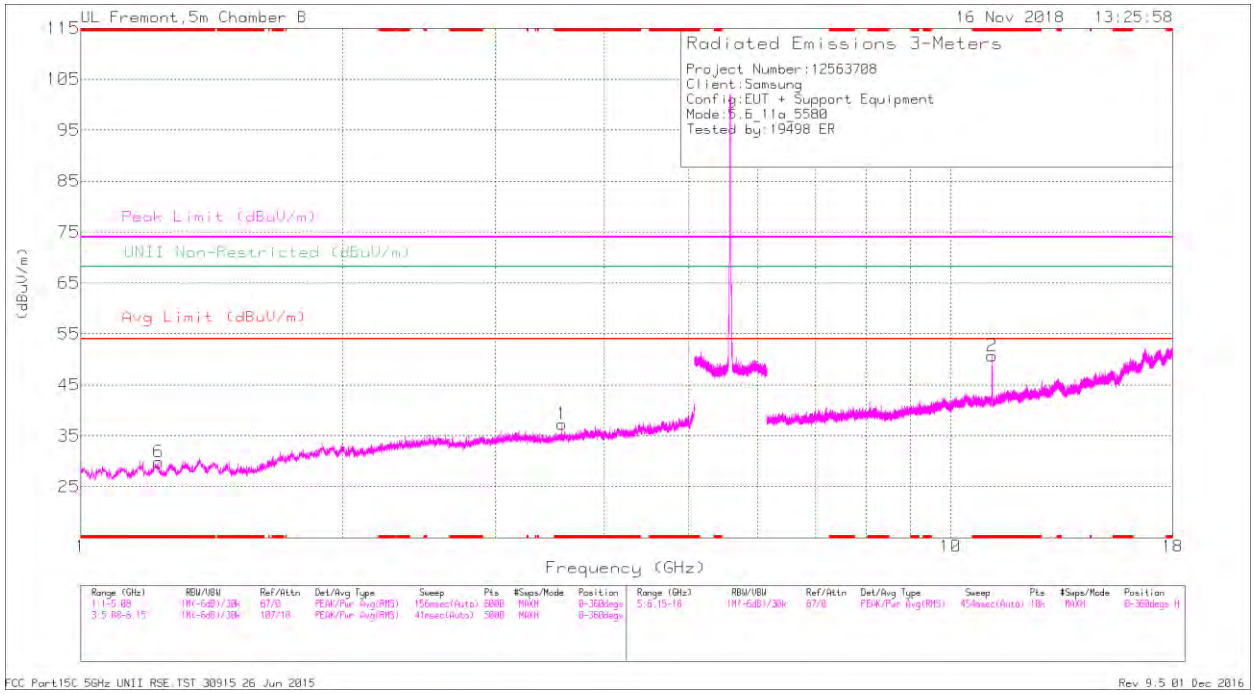

HORIZONTAL

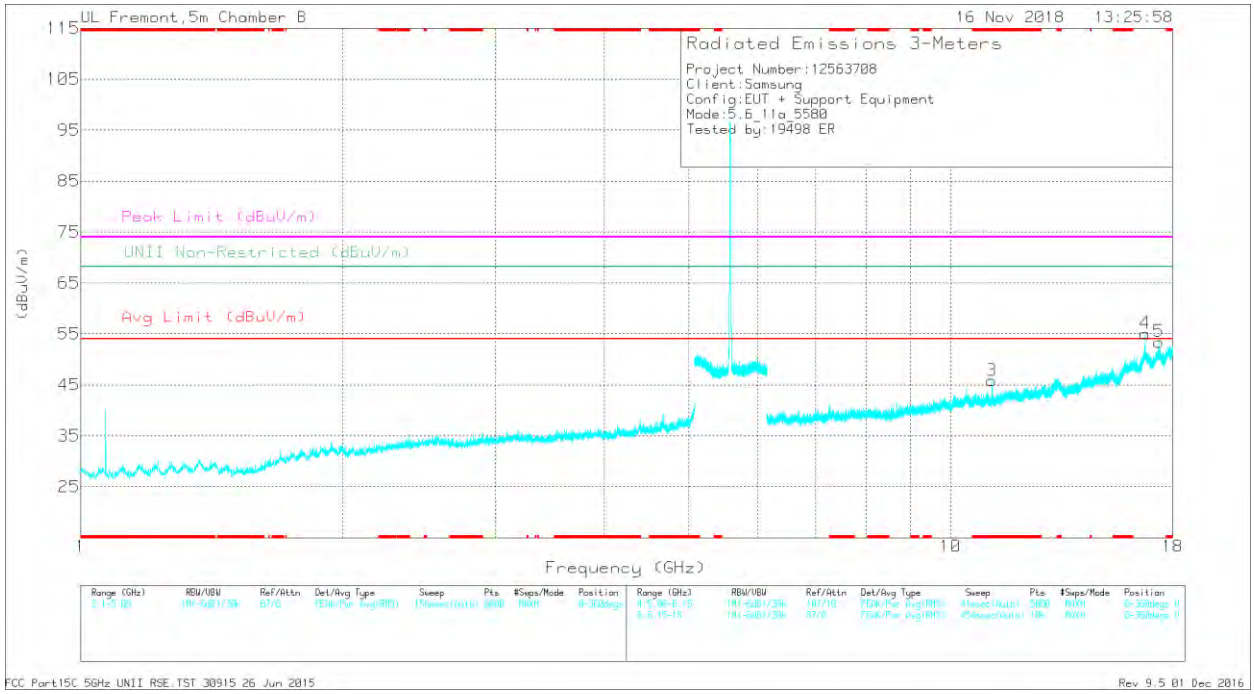

VERTICAL

UL VERIFICATION SERVICES INC.
47173 Benicia Street, Fremont, CA 94538; USA TEL:(510) 771-1000 FAX:(510) 661-0888
This report shall not be reproduced except in full, without the written approval of UL Verification Services Inc.

RADIATED EMISSIONS

Marker	Frequency (GHz)	Meter Reading (dBuV)	Det	AF T863 (dB/m)	Amp/Cbl/Fltr/Pad (dB)	DC Corr (dB)	Corrected Reading (dBuV/m)	Avg Limit (dBuV/m)	Margin (dB)	Peak Limit (dBuV/m)	PK Margin (dB)	UNII Non-Restricted (dBuV/m)	PK Margin (dB)	Azimuth (Degs)	Height (cm)	Polarity
1	* 3.574	39.36	PK-U	33.2	-30.5	0	42.06	-	-	74	-31.94	-	-	236	131	H
	* 3.574	27.73	ADR	33.2	-30.5	.29	30.72	54	-23.28	-	-	-	-	236	131	H
6	* 1.229	41.59	PK-U	28.3	-34.2	0	35.69	-	-	74	-38.31	-	-	139	195	H
	* 1.229	30.44	ADR	28.3	-34.2	.29	24.83	54	-29.17	-	-	-	-	139	195	H
2	* 11.162	40.97	PK-U	37.9	-22.8	0	56.07	-	-	74	-17.93	-	-	117	109	H
	* 11.161	29.38	ADR	37.9	-22.8	.29	44.77	54	-9.23	-	-	-	-	117	109	H
3	* 11.156	37.79	PK-U	37.9	-22.8	0	52.89	-	-	74	-21.11	-	-	67	103	V
	* 11.161	26.65	ADR	37.9	-22.8	.29	42.04	54	-11.96	-	-	-	-	67	103	V
4	16.741	36.64	PK-U	44.4	-18.3	0	62.74	-	-	-	-	68.2	-5.46	176	370	V
5	17.342	32.47	PK-U	44.5	-18.1	0	58.87	-	-	-	-	68.2	-9.33	192	149	V

* - indicates frequency in CFR47 Pt 15 / IC RSS-Restricted Band
PK-U - U-NII: Maximum Peak
ADR - U-NII AD primary method, RMS average

UL VERIFICATION SERVICES INC.
47173 Benicia Street, Fremont, CA 94538; USA TEL:(510) 771-1000 FAX:(510) 661-0888
This report shall not be reproduced except in full, without the written approval of UL Verification Services Inc.

HIGH CHANNEL RESULTS

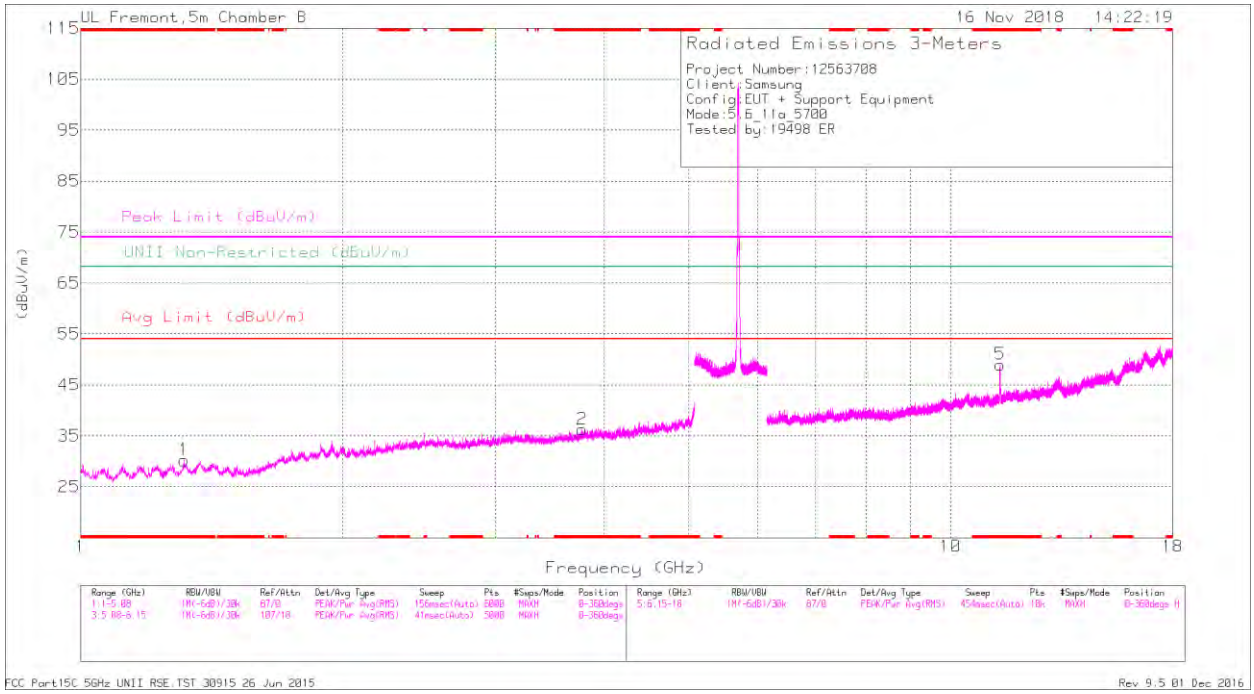

HORIZONTAL

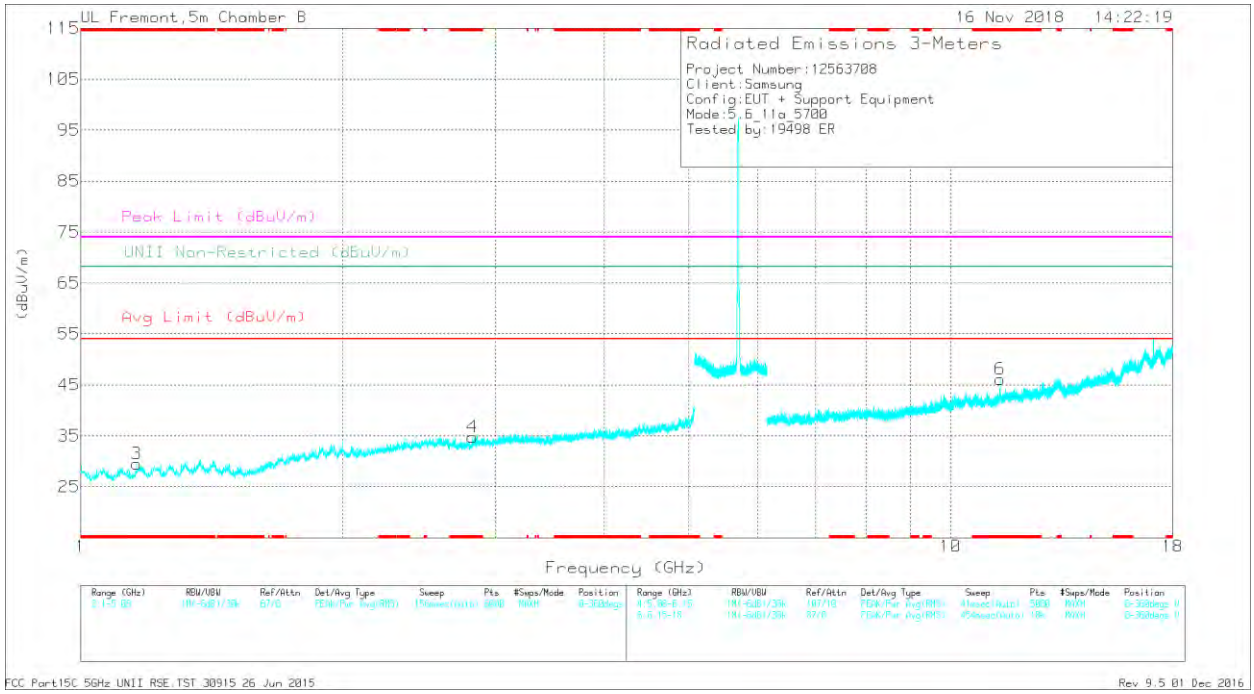

VERTICAL

UL VERIFICATION SERVICES INC.
47173 Benicia Street, Fremont, CA 94538; USA TEL:(510) 771-1000 FAX:(510) 661-0888
This report shall not be reproduced except in full, without the written approval of UL Verification Services Inc.

RADIATED EMISSIONS

Marker	Frequency (GHz)	Meter Reading (dBuV)	Det	AF T863 (dB/m)	Amp/Cbl/Fltr/Pad (dB)	DC Corr (dB)	Corrected Reading (dBuV/m)	Avg Limit (dBuV/m)	Margin (dB)	Peak Limit (dBuV/m)	PK Margin (dB)	UNII Non-Restricted (dBuV/m)	PK Margin (dB)	Azimuth (Degs)	Height (cm)	Polarity
2	* 3.771	39.59	PK-U	33.4	-30.8	0	42.19	-	-	74	-31.81	-	-	291	363	H
	* 3.772	27.94	ADR	33.4	-30.8	.29	30.83	54	-23.17	-	-	-	-	291	363	H
1	* 1.315	41.48	PK-U	28.4	-33.9	0	35.98	-	-	74	-38.02	-	-	18	302	H
	* 1.315	30.32	ADR	28.4	-33.9	.29	25.11	54	-28.89	-	-	-	-	18	302	H
4	* 2.824	40.74	PK-U	32.5	-32	0	41.24	-	-	74	-32.76	-	-	139	189	V
	* 2.82	28.96	ADR	32.5	-32.1	.29	29.65	54	-24.35	-	-	-	-	139	189	V
3	* 1.16	41.65	PK-U	27.8	-34.1	0	35.35	-	-	74	-38.65	-	-	202	113	V
	* 1.16	30.39	ADR	27.8	-34.1	.29	24.38	54	-29.62	-	-	-	-	202	113	V
5	* 11.398	39.81	PK-U	38.4	-22.6	0	55.61	-	-	74	-18.39	-	-	91	129	H
	* 11.4	27.76	ADR	38.4	-22.6	.29	43.85	54	-10.15	-	-	-	-	91	129	H
6	* 11.391	35.13	PK-U	38.4	-22.6	0	50.93	-	-	74	-23.07	-	-	195	200	V
	* 11.402	23.81	ADR	38.4	-22.6	.29	39.9	54	-14.1	-	-	-	-	195	200	V

* - indicates frequency in CFR47 Pt 15 / IC RSS-Restricted Band
PK-U - U-NII: Maximum Peak
ADR - U-NII AD primary method, RMS average

UL VERIFICATION SERVICES INC.
47173 Benicia Street, Fremont, CA 94538; USA TEL:(510) 771-1000 FAX:(510) 661-0888
This report shall not be reproduced except in full, without the written approval of UL Verification Services Inc.

CHANNEL 144 RESULTS

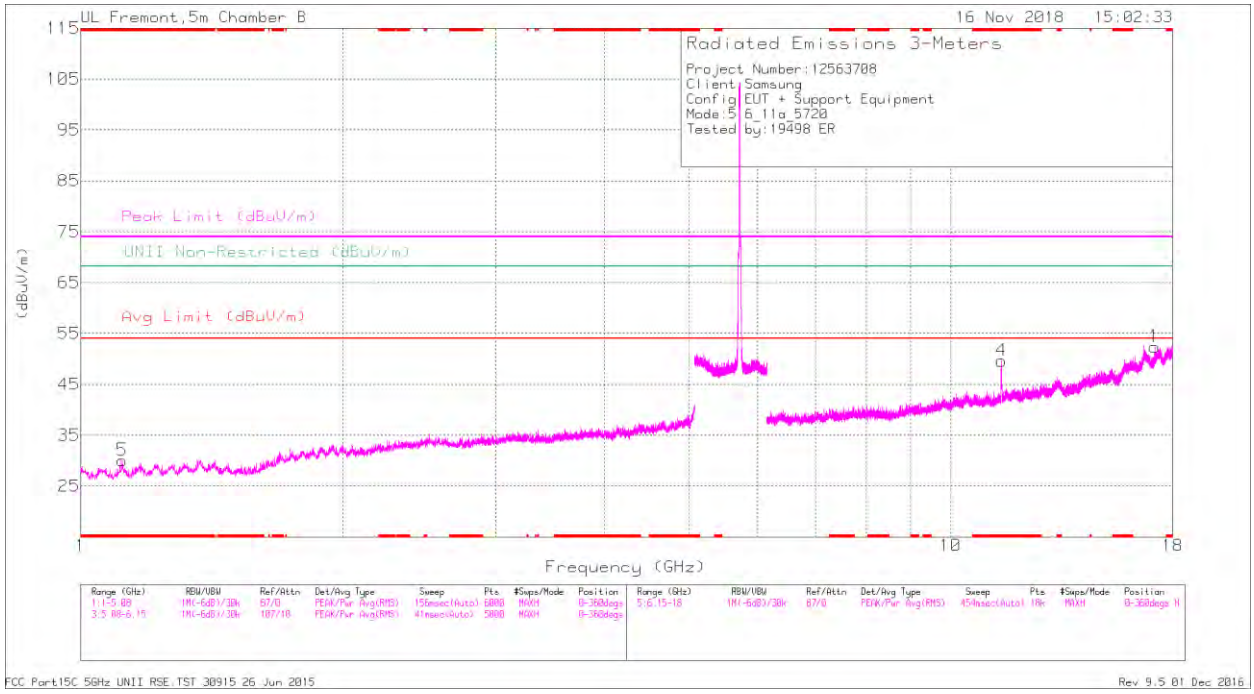

HORIZONTAL

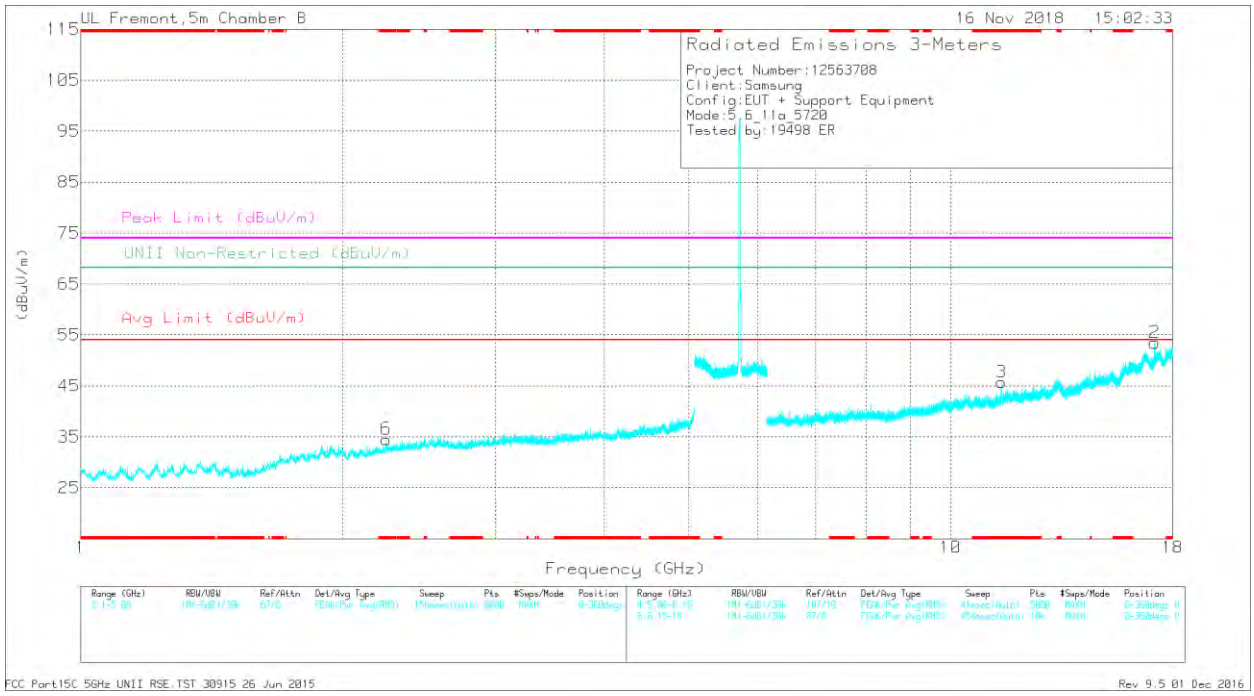

VERTICAL

UL VERIFICATION SERVICES INC.
47173 Benicia Street, Fremont, CA 94538; USA TEL:(510) 771-1000 FAX:(510) 661-0888
This report shall not be reproduced except in full, without the written approval of UL Verification Services Inc.

RADIATED EMISSIONS

Marker	Frequency (GHz)	Meter Reading (dBuV)	Det	AF T863 (dB/m)	Amp/Cbl/Fltr/Pad (dB)	DC Corr (dB)	Corrected Reading (dBuV/m)	Avg Limit (dBuV/m)	Margin (dB)	Peak Limit (dBuV/m)	PK Margin (dB)	UNII Non-Restricted (dBuV/m)	PK Margin (dB)	Azimuth (Degs)	Height (cm)	Polarity
5	* 1.116	42.18	PK-U	27.4	-33.9	0	35.68	-	-	74	-38.32	-	-	353	216	H
	* 1.115	30.7	ADR	27.4	-33.9	.29	24.49	54	-29.51	-	-	-	-	353	216	H
6	* 2.244	40.3	PK-U	31.7	-32.3	0	39.7	-	-	74	-34.3	-	-	303	153	V
	* 2.246	29.13	ADR	31.7	-32.3	.29	28.82	54	-25.18	-	-	-	-	303	153	V
4	* 11.437	39.9	PK-U	38.4	-22.5	0	55.8	-	-	74	-18.2	-	-	102	107	H
	* 11.439	28.42	ADR	38.4	-22.5	.29	44.61	54	-9.39	-	-	-	-	102	107	H
3	* 11.444	36.94	PK-U	38.4	-22.6	0	52.74	-	-	74	-21.26	-	-	96	130	V
	* 11.439	24.81	ADR	38.4	-22.5	.29	41	54	-13	-	-	-	-	96	130	V
1	17.154	33.08	PK-U	43.5	-18.6	0	57.98	-	-	-	-	68.2	-10.22	222	110	H
2	17.155	36.06	PK-U	43.5	-18.6	0	60.96	-	-	-	-	68.2	-7.24	174	193	V

* - indicates frequency in CFR47 Pt 15 / IC RSS-Restricted Band
PK-U - U-NII: Maximum Peak
ADR - U-NII AD primary method, RMS average

UL VERIFICATION SERVICES INC.
47173 Benicia Street, Fremont, CA 94538; USA TEL:(510) 771-1000 FAX:(510) 661-0888
This report shall not be reproduced except in full, without the written approval of UL Verification Services Inc.

10.1.16. TX ABOVE 1 GHz 802.11n HT20 MODE IN THE 5.6 GHz BAND

2TX Antenna 1 + Antenna 2 CDD MODE

BANDEDGE (LOW CHANNEL)

HORIZONTAL RESULT

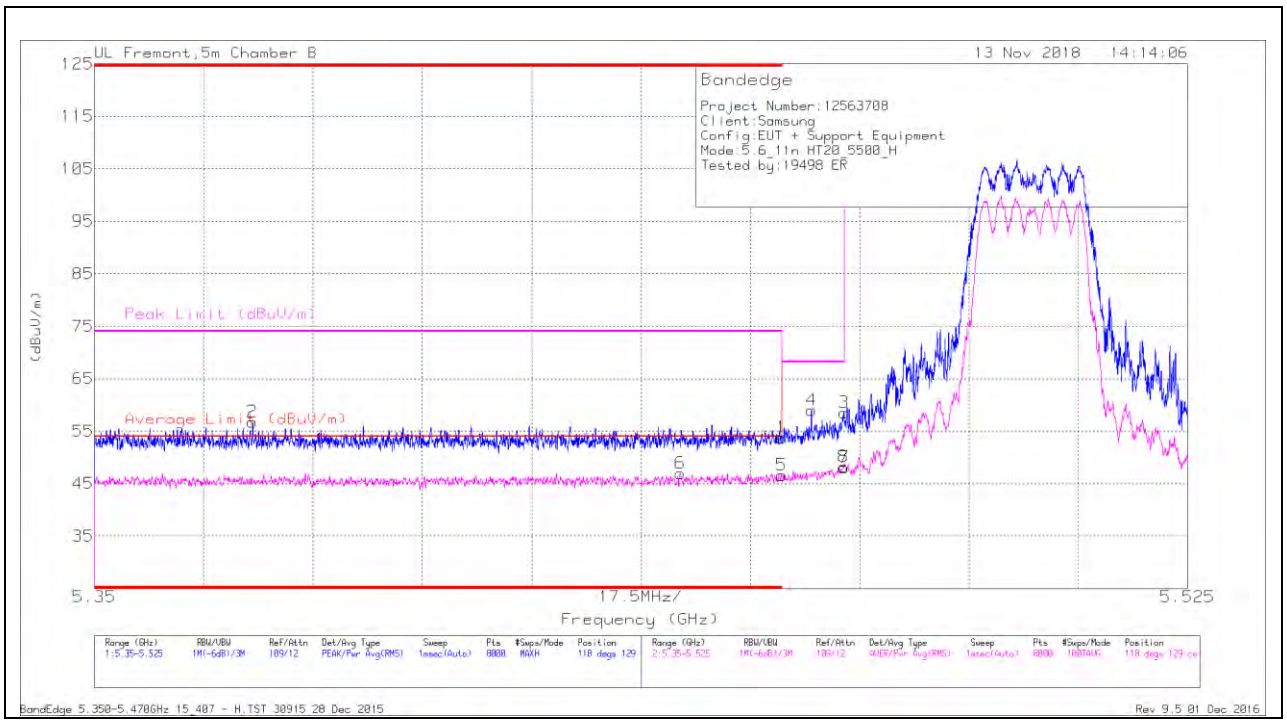

Trace Markers

Marker	Frequency (GHz)	Meter Reading (dBuV)	Det	AF T863 (dB/m)	Amp/Cbl/Fltr/Pad (dB)	DC Corr (dB)	Corrected Reading (dBuV/m)	Average Limit (dBuV/m)	Margin (dB)	Peak Limit (dBuV/m)	PK Margin (dB)	Azimuth (Degs)	Height (cm)	Polarity
2	* 5.375	39.3	Pk	35.1	-17.7	0	56.7	-	-	74	-17.3	118	129	H
6	* 5.444	29.53	RMS	35.2	-18.1	.3	46.93	54	-7.07	-	-	118	129	H
1	* 5.46	36.57	Pk	35.3	-18.1	0	53.77	-	-	74	-20.23	118	129	H
5	* 5.46	29.02	RMS	35.3	-18.1	.3	46.52	54	-7.48	-	-	118	129	H
4	5.465	41.9	Pk	35.3	-18.2	0	59	-	-	68.2	-9.2	118	129	H
3	5.47	41.38	Pk	35.3	-18.2	0	58.48	-	-	68.2	-9.72	118	129	H
7	5.47	30.69	RMS	35.3	-18.2	.3	48.09	-	-	-	-	118	129	H
8	5.47	30.8	RMS	35.3	-18.2	.3	48.2	-	-	-	-	118	129	H

* - indicates frequency in CFR47 Pt 15 / IC RSS-Restricted Band
Pk - Peak detector
RMS - RMS detection

UL VERIFICATION SERVICES INC.
47173 Benicia Street, Fremont, CA 94538; USA TEL:(510) 771-1000 FAX:(510) 661-0888
This report shall not be reproduced except in full, without the written approval of UL Verification Services Inc.

VERTICAL RESULT

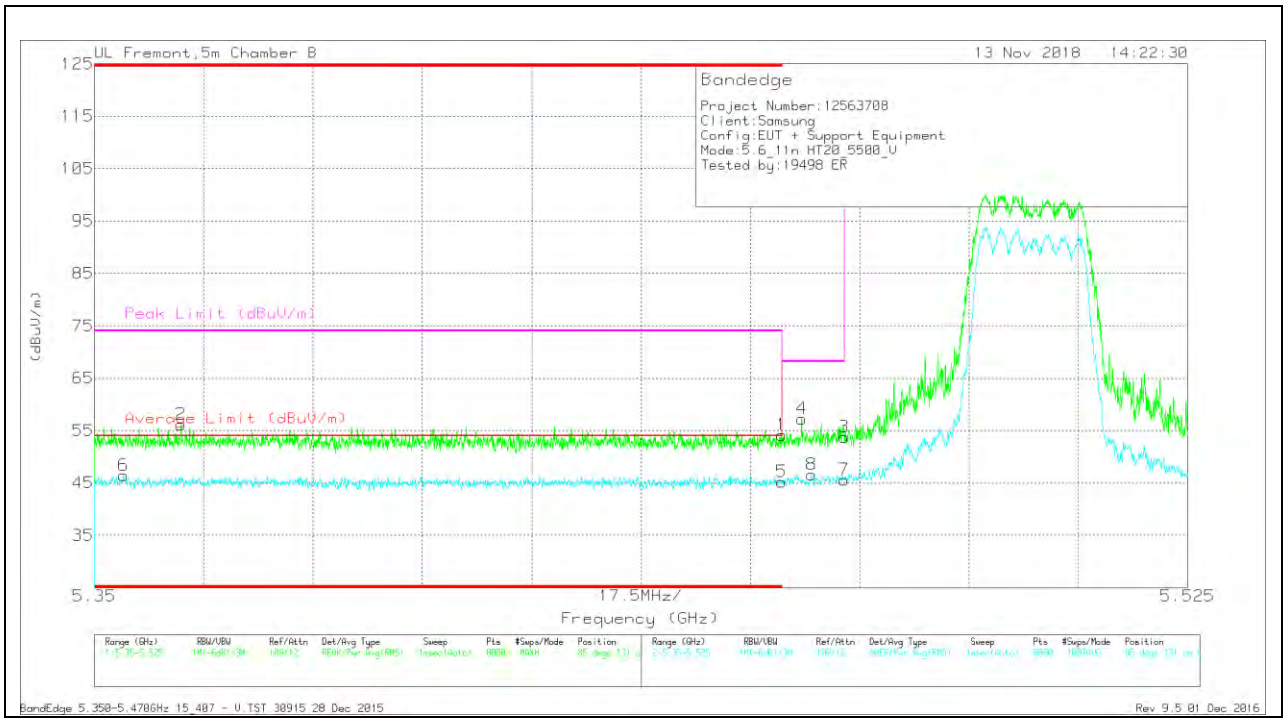

Trace Markers

Marker	Frequency (GHz)	Meter Reading (dBuV)	Det	AF T863 (dB/m)	Amp/Cbl/Fltr/Pad (dB)	DC Corr (dB)	Corrected Reading (dBuV/m)	Average Limit (dBuV/m)	Margin (dB)	Peak Limit (dBuV/m)	PK Margin (dB)	Azimuth (Degs)	Height (cm)	Polarity
6	* 5.355	28.93	RMS	35	-17.8	.3	46.43	54	-7.57	-	-	85	131	V
2	* 5.364	38.68	Pk	35.1	-17.7	0	56.08	-	-	74	-17.92	85	131	V
1	* 5.46	36.93	Pk	35.3	-18.1	0	54.13	-	-	74	-19.87	85	131	V
5	* 5.46	27.69	RMS	35.3	-18.1	.3	45.19	54	-8.81	-	-	85	131	V
4	5.463	40.07	Pk	35.3	-18.1	0	57.27	-	-	68.2	-10.93	85	131	V
8	5.465	29.13	RMS	35.3	-18.2	.3	46.53	-	-	-	-	85	131	V
3	5.47	36.72	Pk	35.3	-18.2	0	53.82	-	-	68.2	-14.38	85	131	V
7	5.47	28.2	RMS	35.3	-18.2	.3	45.6	-	-	-	-	85	131	V

* - indicates frequency in CFR47 Pt 15 / IC RSS-Restricted Band
Pk - Peak detector
RMS - RMS detection

UL VERIFICATION SERVICES INC.
47173 Benicia Street, Fremont, CA 94538; USA TEL:(510) 771-1000 FAX:(510) 661-0888
This report shall not be reproduced except in full, without the written approval of UL Verification Services Inc.

BANDEDGE (HIGH CHANNEL)

HORIZONTAL RESULT

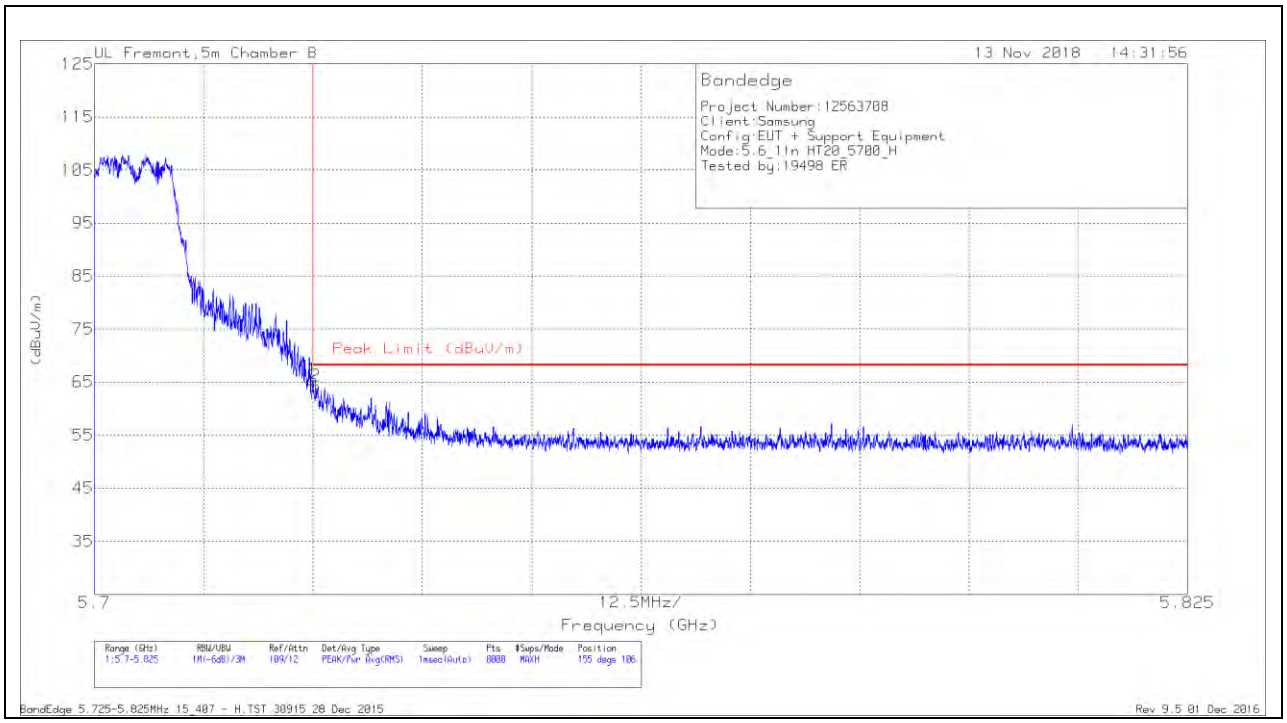

Trace Markers

Marker	Frequency (GHz)	Meter Reading (dBuV)	Det	AF T863 (dB/m)	Amp/Cbl/Fltr/Pad (dB)	Corrected Reading (dBuV/m)	Peak Limit (dBuV/m)	PK Margin (dB)	Azimuth (Degs)	Height (cm)	Polarity
1	5.725	48.86	Pk	35.5	-18.9	65.46	68.2	-2.74	155	106	H
2	5.725	47.63	Pk	35.5	-18.9	64.23	68.2	-3.97	155	106	H

Pk - Peak detector

UL VERIFICATION SERVICES INC.
47173 Benicia Street, Fremont, CA 94538; USA TEL:(510) 771-1000 FAX:(510) 661-0888
This report shall not be reproduced except in full, without the written approval of UL Verification Services Inc.

VERTICAL RESULT

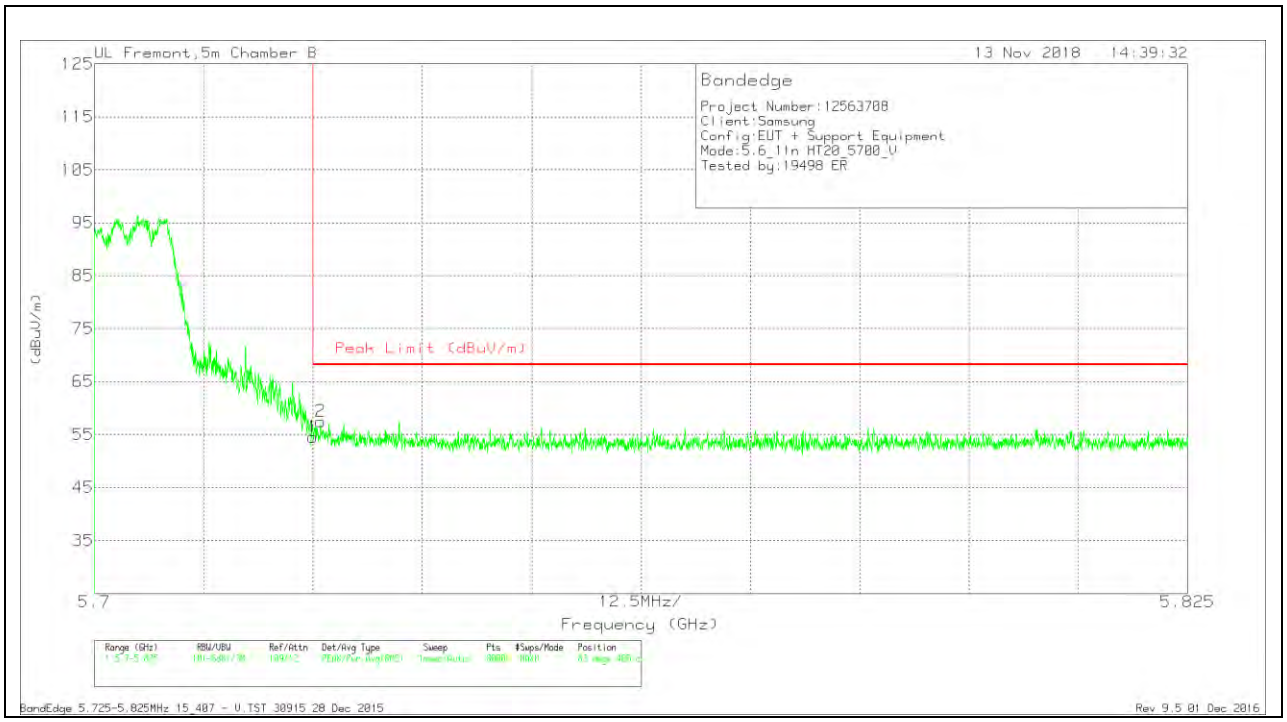

Trace Markers

Marker	Frequency (GHz)	Meter Reading (dBuV)	Det	AF T863 (dB/m)	Amp/Cbl/Fltr/Pad (dB)	Corrected Reading (dBuV/m)	Peak Limit (dBuV/m)	PK Margin (dB)	Azimuth (Degs)	Height (cm)	Polarity
1	5.725	37.92	Pk	35.5	-18.9	54.52	68.2	-13.68	83	400	V
2	5.726	40.81	Pk	35.5	-18.8	57.51	68.2	-10.69	83	400	V

Pk - Peak detector

UL VERIFICATION SERVICES INC.
47173 Benicia Street, Fremont, CA 94538; USA TEL:(510) 771-1000 FAX:(510) 661-0888
This report shall not be reproduced except in full, without the written approval of UL Verification Services Inc.

HARMONICS AND SPURIOUS EMISSIONS

LOW CHANNEL RESULTS

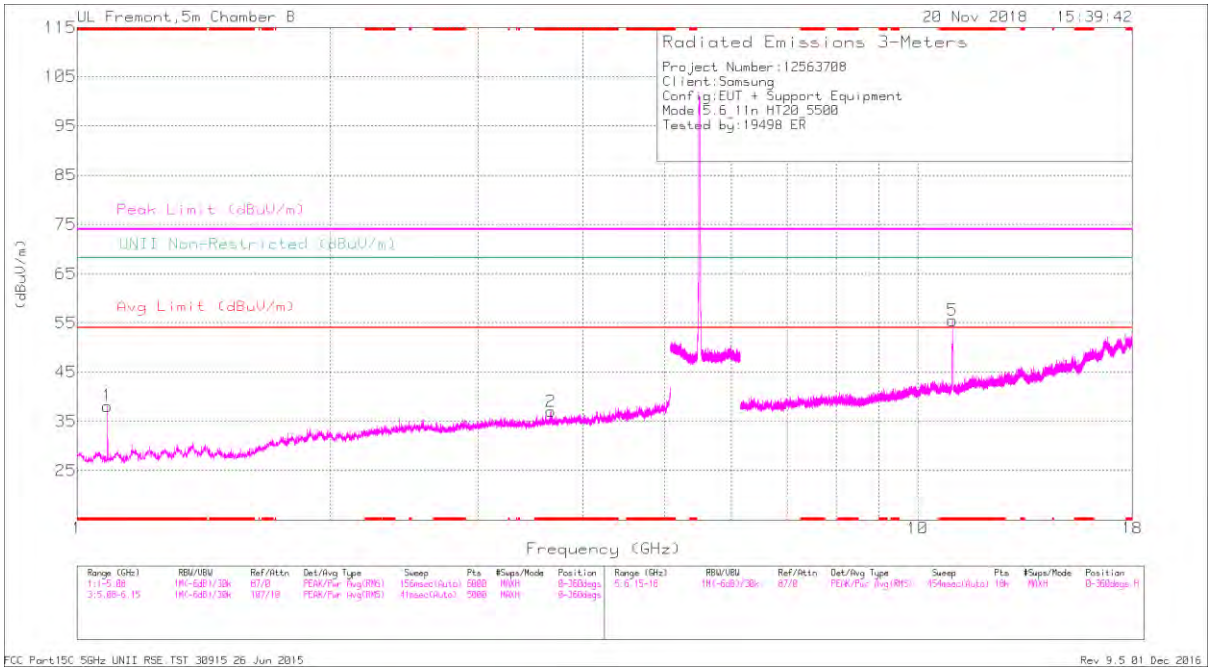

HORIZONTAL

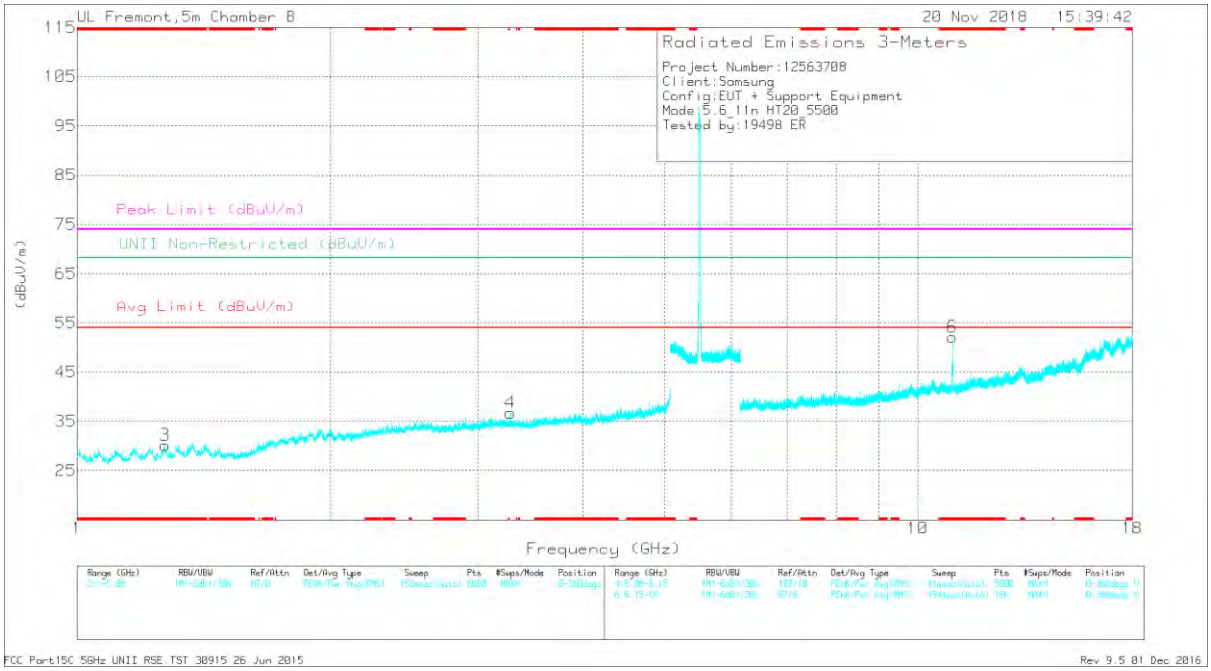

VERTICAL

UL VERIFICATION SERVICES INC.
47173 Benicia Street, Fremont, CA 94538; USA TEL:(510) 771-1000 FAX:(510) 661-0888
This report shall not be reproduced except in full, without the written approval of UL Verification Services Inc.

RADIATED EMISSIONS

Marker	Frequency (GHz)	Meter Reading (dBuV)	Det	AF T863 (dB/m)	Amp/Cbl/Fltr/Pad (dB)	DC Corr (dB)	Corrected Reading (dBuV/m)	Avg Limit (dBuV/m)	Margin (dB)	Peak Limit (dBuV/m)	PK Margin (dB)	UNII Non-Restricted (dBuV/m)	PK Margin (dB)	Azimuth (Degs)	Height (cm)	Polarity
2	* 3.66	40.24	PK-U	33.3	-31	0	42.54	-	-	74	-31.46	-	-	314	316	H
	* 3.661	28.72	ADR	33.3	-30.9	.3	31.42	54	-22.58	-	-	-	-	314	316	H
1	* 1.087	41.57	PK-U	27.3	-34.1	0	34.77	-	-	74	-39.23	-	-	219	174	H
	* 1.085	29.67	ADR	27.3	-34	.3	23.27	54	-30.73	-	-	-	-	219	174	H
3	* 1.272	42.11	PK-U	28.4	-34.4	0	36.11	-	-	74	-37.89	-	-	219	246	V
	* 1.272	30.95	ADR	28.4	-34.4	.3	25.25	54	-28.75	-	-	-	-	219	246	V
5	* 11	43.52	PK-U	37.9	-21.8	0	59.62	-	-	74	-14.38	-	-	125	102	H
	* 11.001	31.55	ADR	37.9	-21.7	.3	48.05	54	-5.95	-	-	-	-	125	102	H
6	* 11.003	41.4	PK-U	37.9	-21.7	0	57.6	-	-	74	-16.4	-	-	88	108	V
	* 11	29.96	ADR	37.9	-21.8	.3	46.36	54	-7.64	-	-	-	-	88	108	V
4	3.278	39.53	PK-U	32.9	-30.8	0	41.63	-	-	-	-	68.2	-26.57	164	136	V

* - indicates frequency in CFR47 Pt 15 / IC RSS-Restricted Band
PK-U - U-NII: Maximum Peak
ADR - U-NII AD primary method, RMS average

UL VERIFICATION SERVICES INC.
47173 Benicia Street, Fremont, CA 94538; USA TEL:(510) 771-1000 FAX:(510) 661-0888
This report shall not be reproduced except in full, without the written approval of UL Verification Services Inc.

MID CHANNEL RESULTS

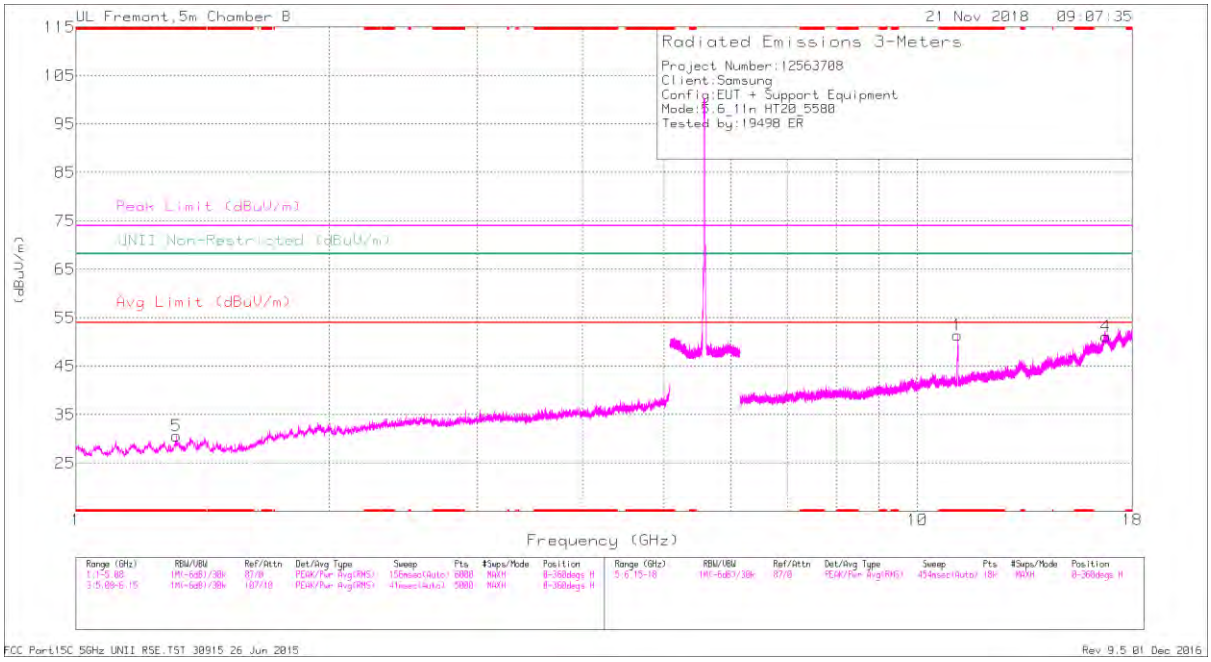

HORIZONTAL

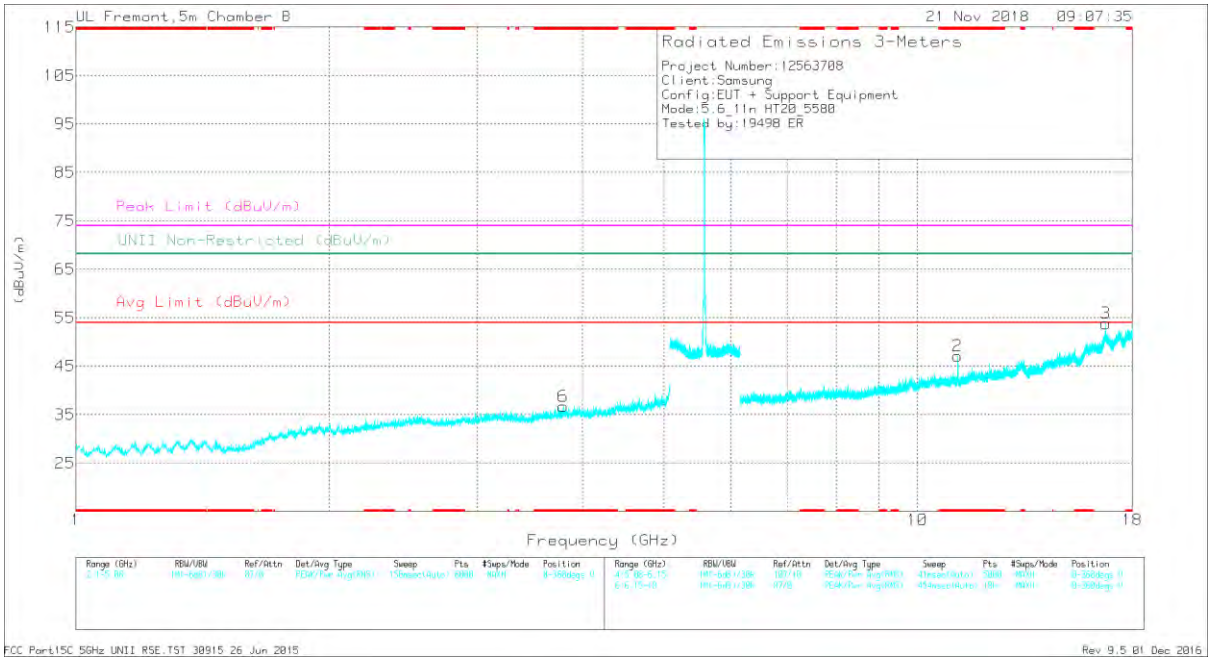

VERTICAL

UL VERIFICATION SERVICES INC.
47173 Benicia Street, Fremont, CA 94538; USA TEL:(510) 771-1000 FAX:(510) 661-0888
This report shall not be reproduced except in full, without the written approval of UL Verification Services Inc.

RADIATED EMISSIONS

Marker	Frequency (GHz)	Meter Reading (dBuV)	Det	AF T863 (dB/m)	Amp/Cbl/Fltr/Pad (dB)	DC Corr (dB)	Corrected Reading (dBuV/m)	Avg Limit (dBuV/m)	Margin (dB)	Peak Limit (dBuV/m)	PK Margin (dB)	UNII Non-Restricted (dBuV/m)	PK Margin (dB)	Azimuth (Degs)	Height (cm)	Polarity
5	* 1.317	42.64	PK-U	28.4	-34	0	37.04	-	-	74	-36.96	-	-	174	182	H
	* 1.317	30.54	ADR	28.4	-34	.3	25.24	54	-28.76	-	-	-	-	174	182	H
6	* 3.792	40.02	PK-U	33.4	-30.6	0	42.82	-	-	74	-31.18	-	-	280	135	V
	* 3.795	28.41	ADR	33.4	-30.5	.3	31.61	54	-22.39	-	-	-	-	280	135	V
1	* 11.158	43.79	PK-U	37.9	-22.9	0	58.79	-	-	74	-15.21	-	-	197	231	H
	* 11.161	31.96	ADR	37.9	-22.8	.3	47.36	54	-6.64	-	-	-	-	197	231	H
2	* 11.161	37.98	PK-U	37.9	-22.8	0	53.08	-	-	74	-20.92	-	-	66	125	V
	* 11.16	26.43	ADR	37.9	-22.8	.3	41.83	54	-12.17	-	-	-	-	66	125	V
4	16.732	31.66	PK-U	44.4	-18.1	0	57.96	-	-	-	-	68.2	-10.24	359	113	H
3	16.735	33.88	PK-U	44.4	-18.1	0	60.18	-	-	-	-	68.2	-8.02	180	197	V

* - indicates frequency in CFR47 Pt 15 / IC RSS-Restricted Band
PK-U - U-NII: Maximum Peak
ADR - U-NII AD primary method, RMS average

UL VERIFICATION SERVICES INC.
47173 Benicia Street, Fremont, CA 94538; USA TEL:(510) 771-1000 FAX:(510) 661-0888
This report shall not be reproduced except in full, without the written approval of UL Verification Services Inc.

HIGH CHANNEL RESULTS

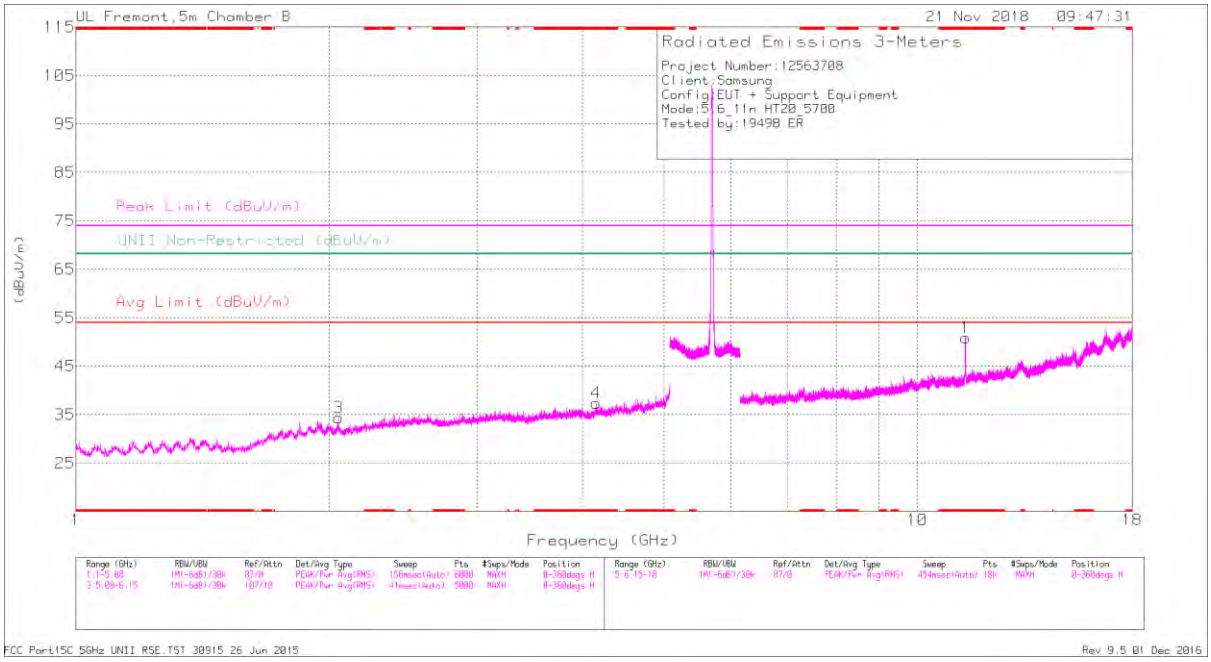

HORIZONTAL

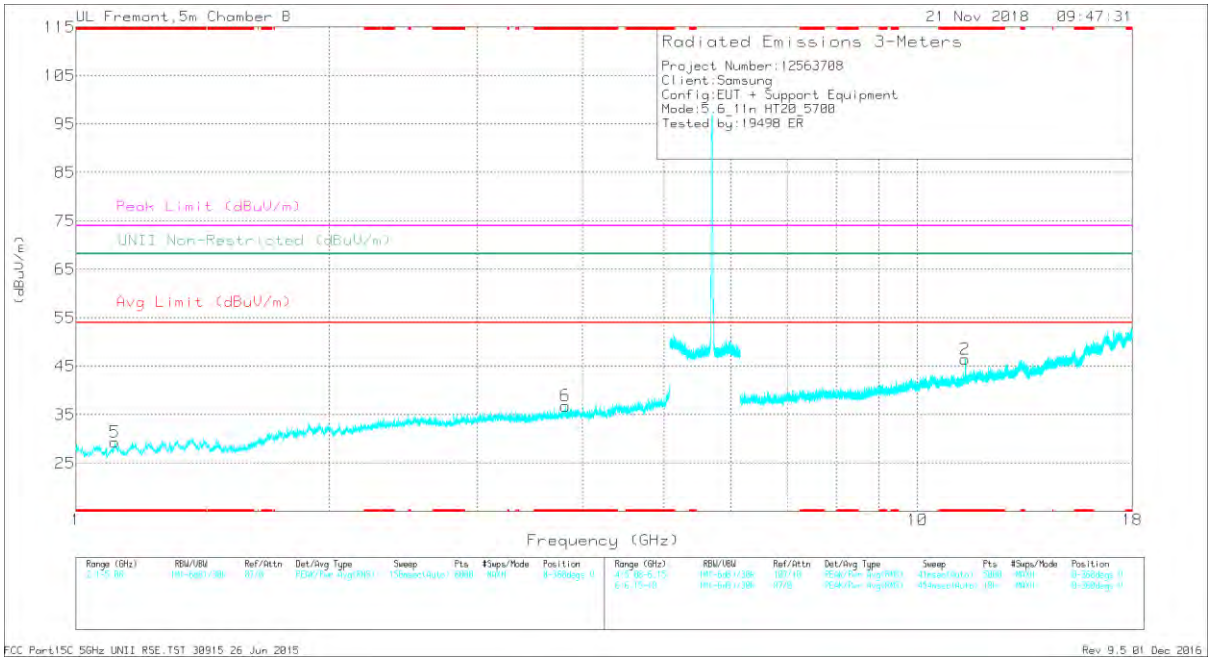

VERTICAL

UL VERIFICATION SERVICES INC.
47173 Benicia Street, Fremont, CA 94538; USA TEL:(510) 771-1000 FAX:(510) 661-0888
This report shall not be reproduced except in full, without the written approval of UL Verification Services Inc.

RADIATED EMISSIONS

Marker	Frequency (GHz)	Meter Reading (dBuV)	Det	AF T863 (dB/m)	Amp/Cbl/Fltr/Pad (dB)	DC Corr (dB)	Corrected Reading (dBuV/m)	Avg Limit (dBuV/m)	Margin (dB)	Peak Limit (dBuV/m)	PK Margin (dB)	UNII Non-Restricted (dBuV/m)	PK Margin (dB)	Azimuth (Degs)	Height (cm)	Polarity
4	* 4.152	38.72	PK-U	33.6	-29.2	0	43.12	-	-	74	-30.88	-	-	145	110	H
	* 4.15	27.52	ADR	33.6	-29.2	.3	32.22	54	-21.78	-	-	-	-	145	110	H
6	* 3.814	39.64	PK-U	33.4	-30.6	0	42.44	-	-	74	-31.56	-	-	131	186	V
	* 3.814	28.48	ADR	33.4	-30.7	.3	31.48	54	-22.52	-	-	-	-	131	186	V
5	* 1.111	42.06	PK-U	27.3	-33.9	0	35.46	-	-	74	-38.54	-	-	224	159	V
	* 1.113	30.61	ADR	27.4	-33.9	.3	24.41	54	-29.59	-	-	-	-	224	159	V
1	* 11.402	42.67	PK-U	38.4	-22.6	0	58.47	-	-	74	-15.53	-	-	212	104	H
	* 11.4	29.92	ADR	38.4	-22.6	.3	46.02	54	-7.98	-	-	-	-	212	104	H
2	* 11.4	38.76	PK-U	38.4	-22.6	0	54.56	-	-	74	-19.44	-	-	74	111	V
	* 11.4	26.61	ADR	38.4	-22.6	.3	42.71	54	-11.29	-	-	-	-	74	111	V
3	2.052	41.53	PK-U	31	-32.6	0	39.93	-	-	-	-	68.2	-28.27	82	238	H

* - indicates frequency in CFR47 Pt 15 / IC RSS-Restricted Band
PK-U - U-NII: Maximum Peak
ADR - U-NII AD primary method, RMS average

UL VERIFICATION SERVICES INC.
47173 Benicia Street, Fremont, CA 94538; USA TEL:(510) 771-1000 FAX:(510) 661-0888
This report shall not be reproduced except in full, without the written approval of UL Verification Services Inc.

CHANNEL 144 RESULTS

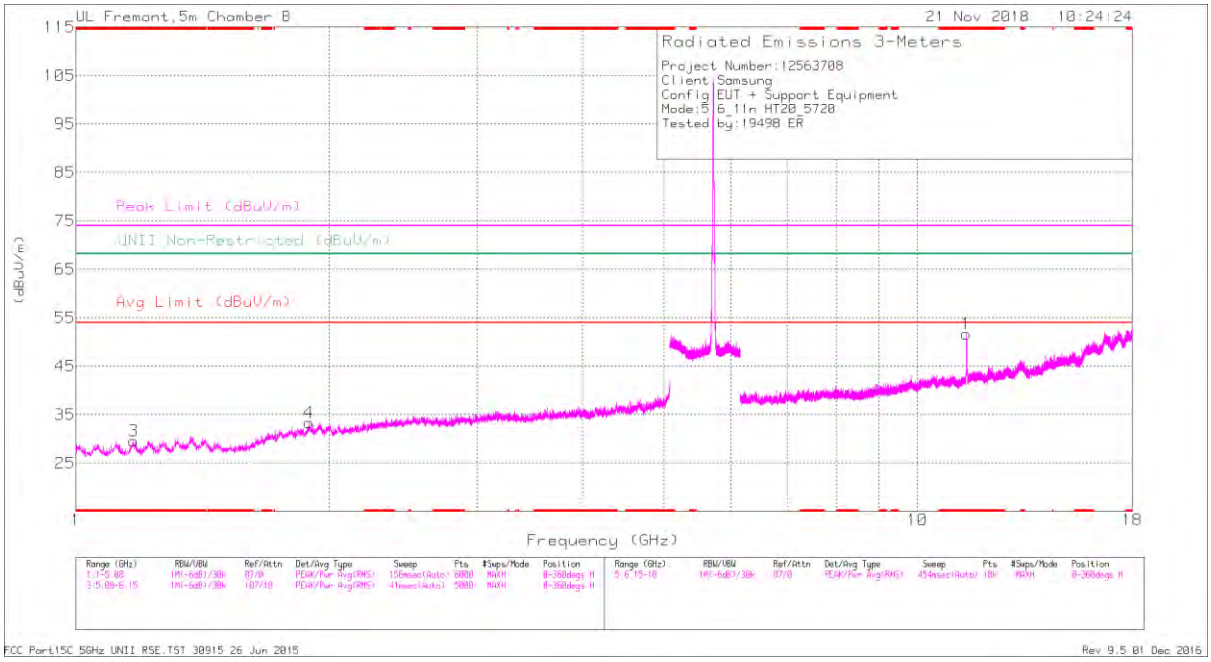

HORIZONTAL

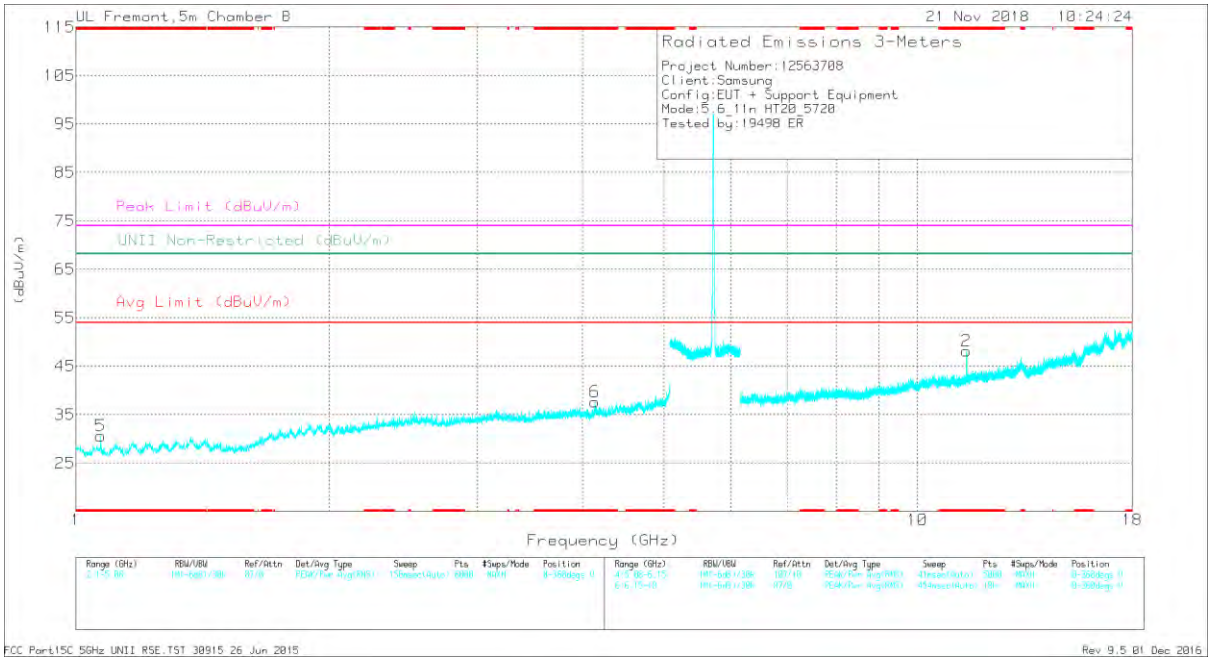

VERTICAL

UL VERIFICATION SERVICES INC.
47173 Benicia Street, Fremont, CA 94538; USA TEL:(510) 771-1000 FAX:(510) 661-0888
This report shall not be reproduced except in full, without the written approval of UL Verification Services Inc.

RADIATED EMISSIONS

Marker	Frequency (GHz)	Meter Reading (dBuV)	Det	AF T863 (dB/m)	Amp/Cbl/Fltr/Pad (dB)	DC Corr (dB)	Corrected Reading (dBuV/m)	Avg Limit (dBuV/m)	Margin (dB)	Peak Limit (dBuV/m)	PK Margin (dB)	UNII Non-Restricted (dBuV/m)	PK Margin (dB)	Azimuth (Degs)	Height (cm)	Polarity
3	* 1.17	41.97	PK-U	27.9	-34.1	0	35.77	-	-	74	-38.23	-	-	214	194	H
	* 1.17	30.68	ADR	27.9	-34.1	.3	24.78	54	-29.22	-	-	-	-	214	194	H
6	* 4.141	38.64	PK-U	33.6	-29.4	0	42.84	-	-	74	-31.16	-	-	171	170	V
	* 4.139	27.62	ADR	33.6	-29.5	.3	32.02	54	-21.98	-	-	-	-	171	170	V
5	* 1.07	42.35	PK-U	27.4	-34.1	0	35.65	-	-	74	-38.35	-	-	261	242	V
	* 1.07	30.31	ADR	27.4	-34.1	.3	23.91	54	-30.09	-	-	-	-	261	242	V
1	* 11.439	41.29	PK-U	38.4	-22.5	0	57.19	-	-	74	-16.81	-	-	202	122	H
	* 11.439	29.65	ADR	38.4	-22.5	.3	45.85	54	-8.15	-	-	-	-	202	122	H
2	* 11.442	36.68	PK-U	38.4	-22.6	0	52.48	-	-	74	-21.52	-	-	56	130	V
	* 11.44	25.35	ADR	38.4	-22.5	.3	41.55	54	-12.45	-	-	-	-	56	130	V
4	1.891	41.45	PK-U	31	-32.7	0	39.75	-	-	-	-	68.2	-28.45	109	158	H

* - indicates frequency in CFR47 Pt 15 / IC RSS-Restricted Band
PK-U - U-NII: Maximum Peak
ADR - U-NII AD primary method, RMS average

UL VERIFICATION SERVICES INC.
47173 Benicia Street, Fremont, CA 94538; USA TEL:(510) 771-1000 FAX:(510) 661-0888
This report shall not be reproduced except in full, without the written approval of UL Verification Services Inc.

10.1.17. TX ABOVE 1 GHz 802.11n HT40 MODE IN THE 5.6 GHz BAND

2TX Antenna 1 + Antenna 2 CDD MODE

BANDEDGE (LOW CHANNEL)

HORIZONTAL RESULT

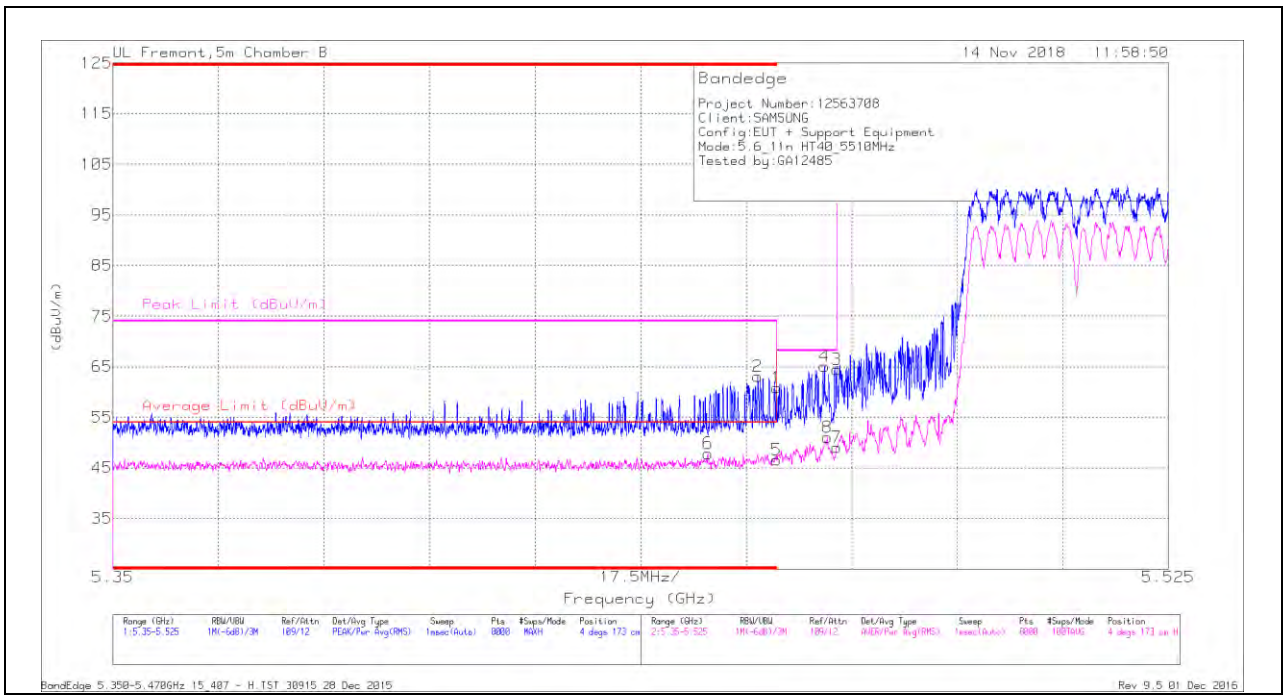

Trace Markers

Marker	Frequency (GHz)	Meter Reading (dBuV)	Det	AF T863 (dB/m)	Amp/Cbl/Fltr/Pad (dB)	DC Corr (dB)	Corrected Reading (dBuV/m)	Average Limit (dBuV/m)	Margin (dB)	Peak Limit (dBuV/m)	PK Margin (dB)	Azimuth (Degs)	Height (cm)	Polarity
1	* 5.46	43.67	Pk	35.3	-18.1	0	60.87	-	-	74	-13.13	4	173	H
2	* 5.457	45.83	Pk	35.3	-18.1	0	63.03	-	-	74	-10.97	4	173	H
5	* 5.46	28.8	RMS	35.3	-18.1	.61	46.61	54	-7.39	-	-	4	173	H
6	* 5.449	30.26	RMS	35.2	-18.2	.61	47.87	54	-6.13	-	-	4	173	H
4	5.468	47.84	Pk	35.3	-18.1	0	65.04	-	-	68.2	-3.16	4	173	H
8	5.468	33.17	RMS	35.3	-18.1	.61	50.98	-	-	-	-	4	173	H
3	5.47	47.34	Pk	35.3	-18.2	0	64.44	-	-	68.2	-3.76	4	173	H
7	5.47	31.38	RMS	35.3	-18.2	.61	49.09	-	-	-	-	4	173	H

* - indicates frequency in CFR47 Pt 15 / IC RSS-Restricted Band
Pk - Peak detector
RMS - RMS detection

UL VERIFICATION SERVICES INC.
47173 Benicia Street, Fremont, CA 94538; USA TEL:(510) 771-1000 FAX:(510) 661-0888
This report shall not be reproduced except in full, without the written approval of UL Verification Services Inc.

VERTICAL RESULT

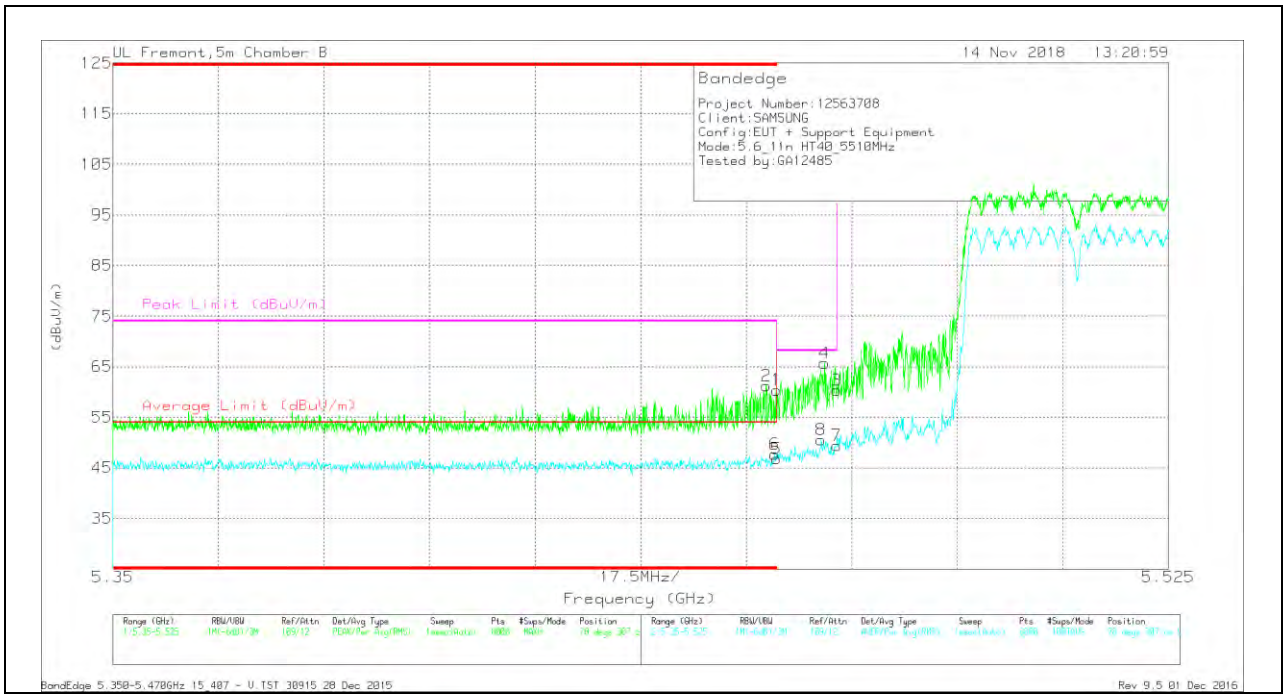

Trace Markers

Marker	Frequency (GHz)	Meter Reading (dBuV)	Det	AF T863 (dB/m)	Amp/Cbl/Fltr/Pad (dB)	DC Corr (dB)	Corrected Reading (dBuV/m)	Average Limit (dBuV/m)	Margin (dB)	Peak Limit (dBuV/m)	PK Margin (dB)	Azimuth (Degs)	Height (cm)	Polarity
1	* 5.46	43.21	Pk	35.3	-18.1	0	60.41	-	-	74	-13.59	78	307	V
2	* 5.458	44.2	Pk	35.3	-18.3	0	61.2	-	-	74	-12.8	78	307	V
5	* 5.46	28.98	RMS	35.3	-18.1	.61	46.79	54	-7.21	-	-	78	307	V
6	* 5.46	29.83	RMS	35.3	-18.1	.61	47.64	54	-6.36	-	-	78	307	V
8	5.467	32.86	RMS	35.3	-18.2	.61	50.57	-	-	-	-	78	307	V
4	5.468	48.45	Pk	35.3	-18.1	0	65.65	-	-	68.2	-2.55	78	307	V
3	5.47	43.27	Pk	35.3	-18.2	0	60.37	-	-	68.2	-7.83	78	307	V
7	5.47	31.74	RMS	35.3	-18.2	.61	49.45	-	-	-	-	78	307	V

* - indicates frequency in CFR47 Pt 15 / IC RSS-Restricted Band
Pk - Peak detector
RMS - RMS detection

UL VERIFICATION SERVICES INC.
47173 Benicia Street, Fremont, CA 94538; USA TEL:(510) 771-1000 FAX:(510) 661-0888
This report shall not be reproduced except in full, without the written approval of UL Verification Services Inc.

BANDEDGE (HIGH CHANNEL)

HORIZONTAL RESULT

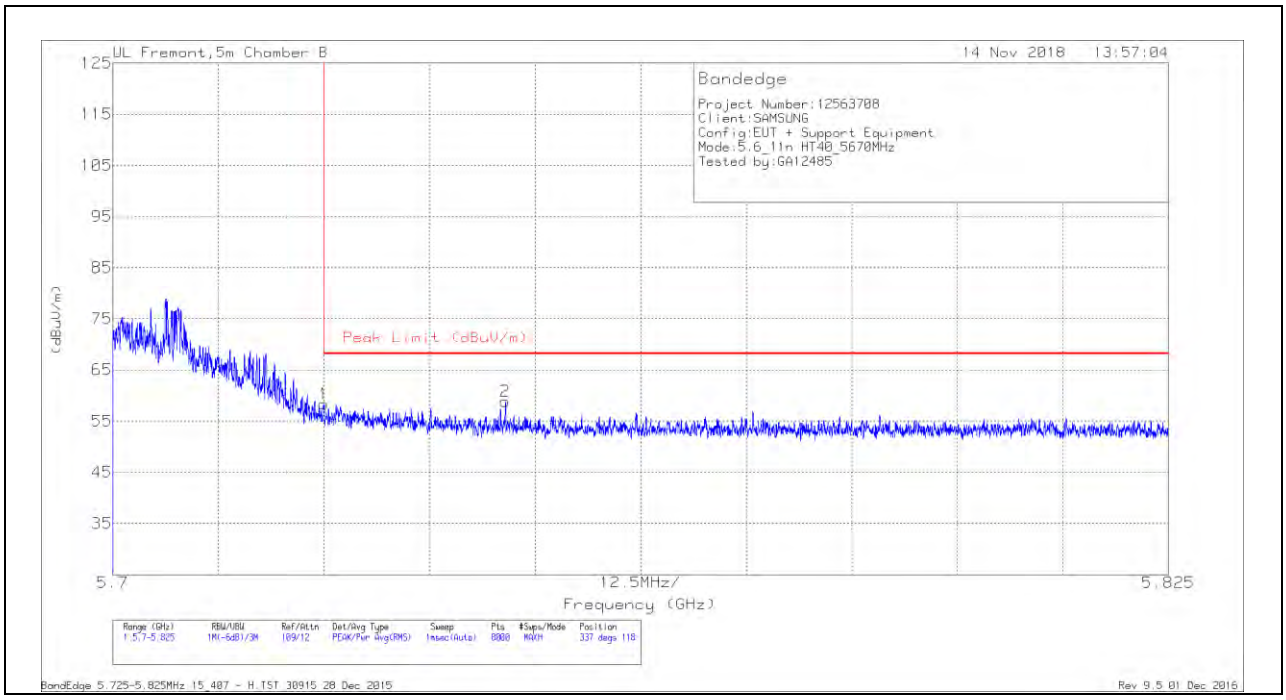

Trace Markers

Marker	Frequency (GHz)	Meter Reading (dBuV)	Det	AF T863 (dB/m)	Amp/Cbl/Fltr/Pad (dB)	DC Corr (dB)	Corrected Reading (dBuV/m)	Peak Limit (dBuV/m)	PK Margin (dB)	Azimuth (Degs)	Height (cm)	Polarity
1	5.725	41.77	Pk	35.5	-18.9	0	58.37	68.2	-9.83	337	118	H
2	5.746	42.18	Pk	35.5	-18.8	0	58.88	68.2	-9.32	337	118	H

Pk - Peak detector

UL VERIFICATION SERVICES INC.
47173 Benicia Street, Fremont, CA 94538; USA TEL:(510) 771-1000 FAX:(510) 661-0888
This report shall not be reproduced except in full, without the written approval of UL Verification Services Inc.

VERTICAL RESULT

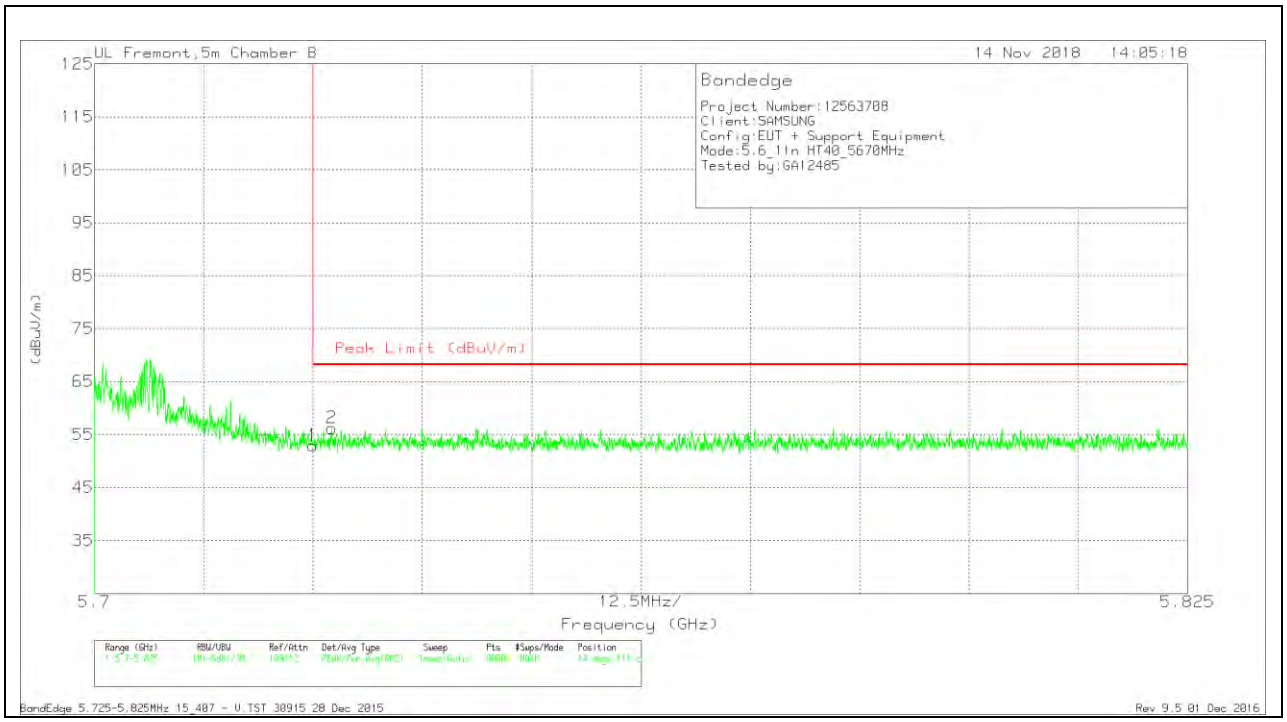

Trace Markers

Marker	Frequency (GHz)	Meter Reading (dBuV)	Det	AF T863 (dB/m)	Amp/Cbl/Fltr/Pad (dB)	DC Corr (dB)	Corrected Reading (dBuV/m)	Peak Limit (dBuV/m)	PK Margin (dB)	Azimuth (Degs)	Height (cm)	Polarity
1	5.725	36.35	Pk	35.5	-18.9	0	52.95	68.2	-15.25	14	111	V
2	5.727	39.4	Pk	35.5	-18.7	0	56.2	68.2	-12	14	111	V

Pk - Peak detector

UL VERIFICATION SERVICES INC.
47173 Benicia Street, Fremont, CA 94538; USA TEL:(510) 771-1000 FAX:(510) 661-0888
This report shall not be reproduced except in full, without the written approval of UL Verification Services Inc.

HARMONICS AND SPURIOUS EMISSIONS

LOW CHANNEL RESULTS

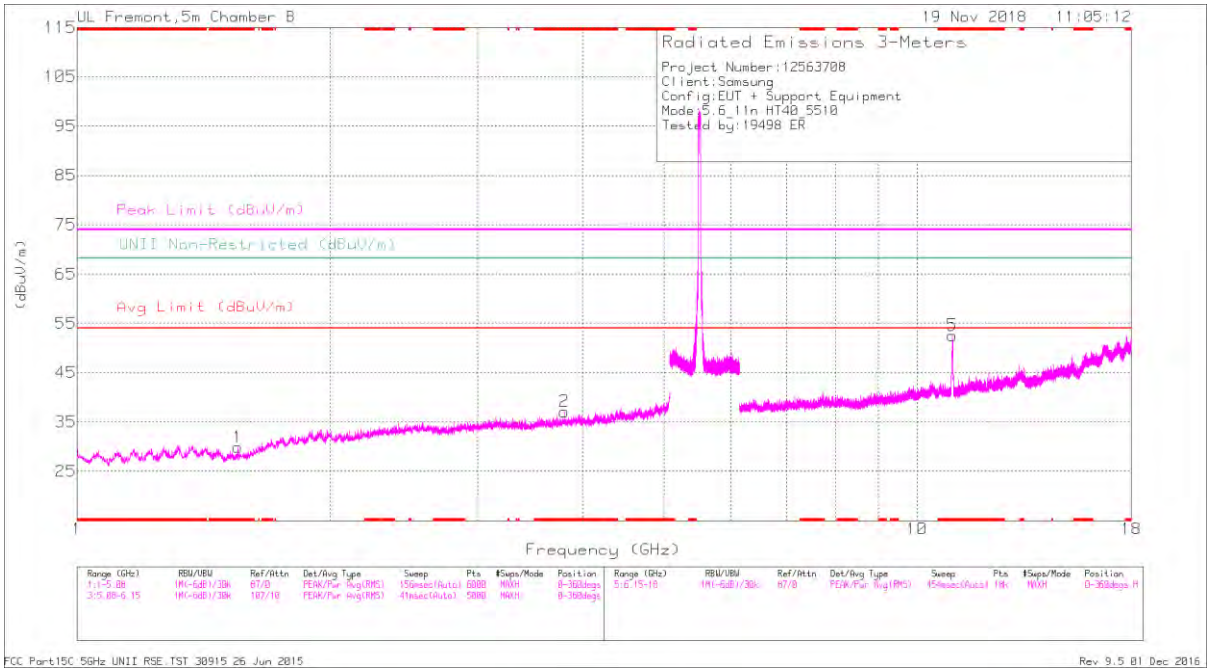

HORIZONTAL

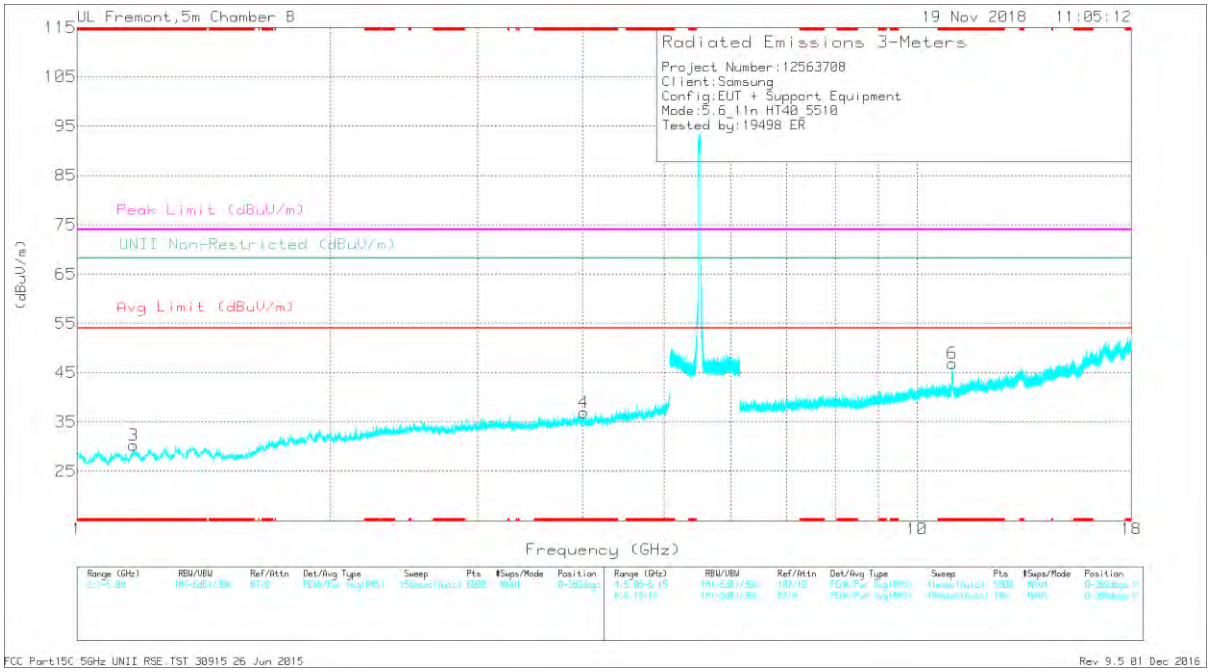

VERTICAL

UL VERIFICATION SERVICES INC.
47173 Benicia Street, Fremont, CA 94538; USA TEL:(510) 771-1000 FAX:(510) 661-0888
This report shall not be reproduced except in full, without the written approval of UL Verification Services Inc.

RADIATED EMISSIONS

Marker	Frequency (GHz)	Meter Reading (dBuV)	Det	AF T863 (dB/m)	Amp/Cbl/Fltr/Pad (dB)	DC Corr (dB)	Corrected Reading (dBuV/m)	Avg Limit (dBuV/m)	Margin (dB)	Peak Limit (dBuV/m)	PK Margin (dB)	UNII Non-Restricted (dBuV/m)	PK Margin (dB)	Azimuth (Degs)	Height (cm)	Polarity
2	* 3.802	40.22	PK-U	33.4	-30.5	0	43.12	-	-	74	-30.88	-	-	1	181	H
	* 3.803	27.89	ADR	33.4	-30.5	.61	31.4	54	-22.6	-	-	-	-	1	181	H
1	* 1.555	41.76	PK-U	27.7	-34	0	35.46	-	-	74	-38.54	-	-	118	144	H
	* 1.555	30	ADR	27.7	-34	.61	24.31	54	-29.69	-	-	-	-	118	144	H
4	* 4.015	38.82	PK-U	33.4	-30	0	42.22	-	-	74	-31.78	-	-	339	326	V
	* 4.015	27.23	ADR	33.4	-30	.61	31.24	54	-22.76	-	-	-	-	339	326	V
3	* 1.168	42.75	PK-U	27.9	-34.1	0	36.55	-	-	74	-37.45	-	-	203	314	V
	* 1.168	30.31	ADR	27.9	-34.1	.61	24.72	54	-29.28	-	-	-	-	203	314	V
5	* 11.021	42.06	PK-U	37.9	-21.7	0	58.26	-	-	74	-15.74	-	-	94	103	H
	* 11.021	29.72	ADR	37.9	-21.7	.61	46.53	54	-7.47	-	-	-	-	94	103	H
6	* 11.021	38.05	PK-U	37.9	-21.7	0	54.25	-	-	74	-19.75	-	-	70	113	V
	* 11.021	25.74	ADR	37.9	-21.7	.61	42.55	54	-11.45	-	-	-	-	70	113	V

* - indicates frequency in CFR47 Pt 15 / IC RSS-Restricted Band
PK-U - U-NII: Maximum Peak
ADR - U-NII AD primary method, RMS average

UL VERIFICATION SERVICES INC.
47173 Benicia Street, Fremont, CA 94538; USA TEL:(510) 771-1000 FAX:(510) 661-0888
This report shall not be reproduced except in full, without the written approval of UL Verification Services Inc.

MID CHANNEL RESULTS

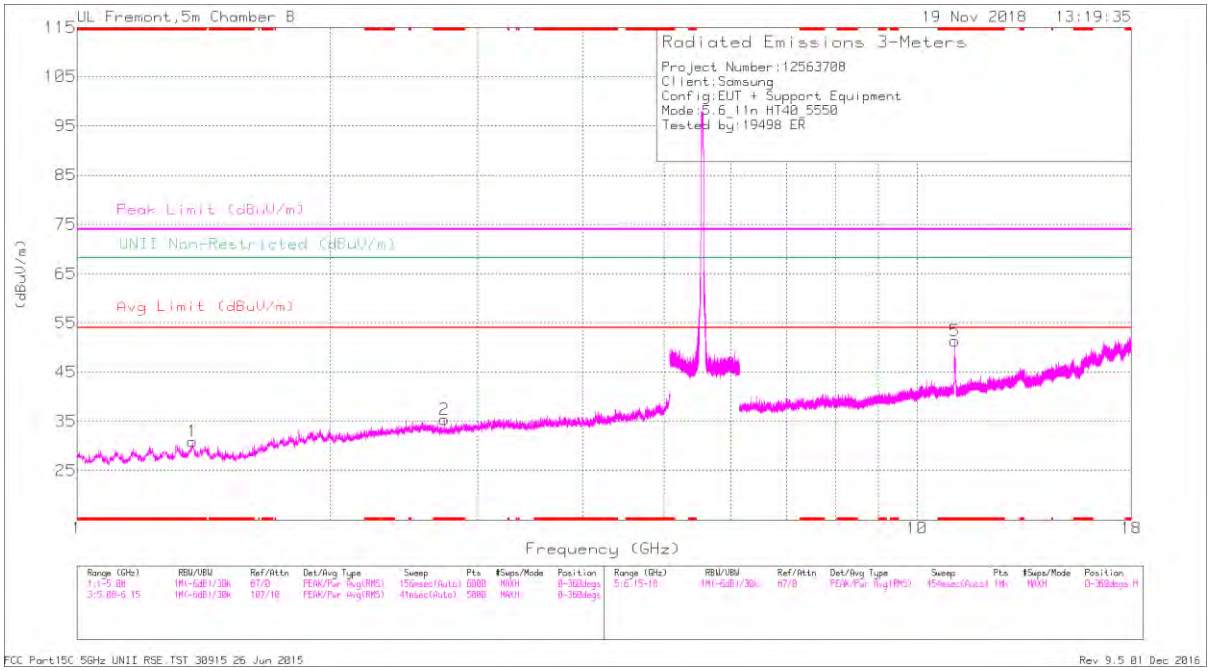

HORIZONTAL

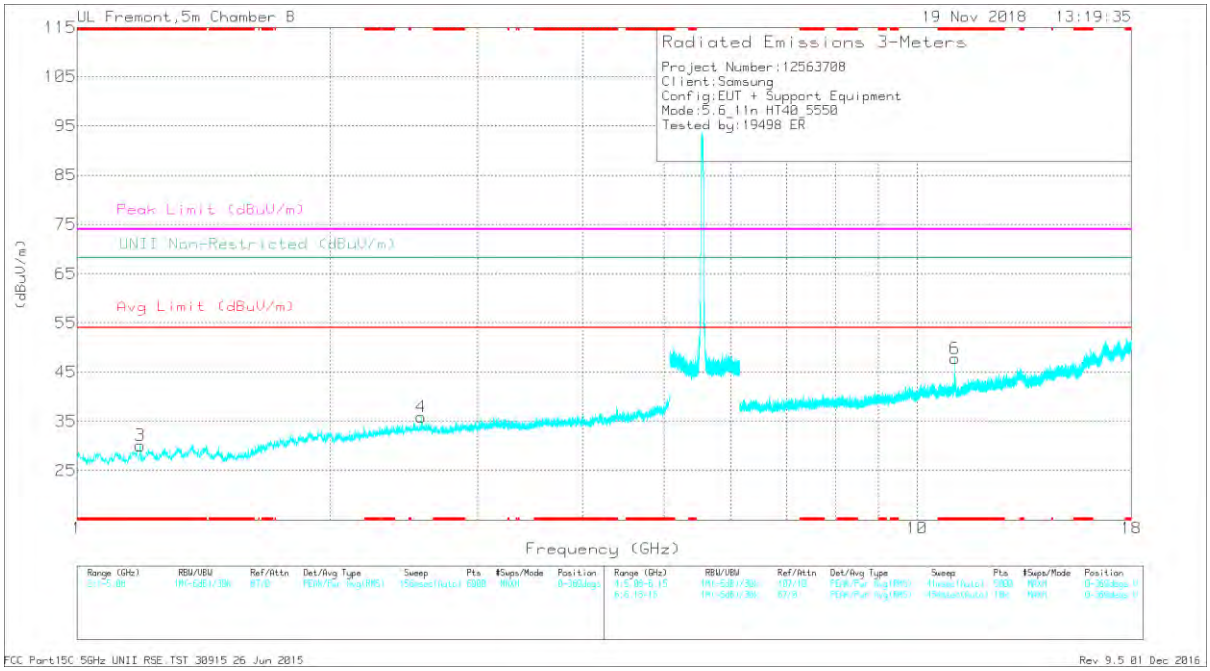

VERTICAL

UL VERIFICATION SERVICES INC.
47173 Benicia Street, Fremont, CA 94538; USA TEL:(510) 771-1000 FAX:(510) 661-0888
This report shall not be reproduced except in full, without the written approval of UL Verification Services Inc.

RADIATED EMISSIONS

Marker	Frequency (GHz)	Meter Reading (dBuV)	Det	AF T863 (dB/m)	Amp/Cbl/Fltr/Pad (dB)	DC Corr (dB)	Corrected Reading (dBuV/m)	Avg Limit (dBuV/m)	Margin (dB)	Peak Limit (dBuV/m)	PK Margin (dB)	UNII Non-Restricted (dBuV/m)	PK Margin (dB)	Azimuth (Degs)	Height (cm)	Polarity
2	* 2.738	40.15	PK-U	32.3	-32.1	0	40.35	-	-	74	-33.65	-	-	28	125	H
	* 2.738	28.76	ADR	32.3	-32.1	.61	29.57	54	-24.43	-	-	-	-	28	125	H
1	* 1.372	41.84	PK-U	28.5	-33.2	0	37.14	-	-	74	-36.86	-	-	153	194	H
	* 1.372	29.78	ADR	28.5	-33.3	.61	25.59	54	-28.41	-	-	-	-	153	194	H
3	* 1.189	41	PK-U	28.1	-34.1	0	35	-	-	74	-39	-	-	294	197	V
	* 1.188	29.35	ADR	28.1	-34.1	.61	23.96	54	-30.04	-	-	-	-	294	197	V
5	* 11.096	41.44	PK-U	37.8	-22.8	0	56.44	-	-	74	-17.56	-	-	199	263	H
	* 11.1	29.48	ADR	37.8	-22.8	.61	45.09	54	-8.91	-	-	-	-	199	263	H
6	* 11.096	37.29	PK-U	37.8	-22.8	0	52.29	-	-	74	-21.71	-	-	62	123	V
	* 11.101	23.83	ADR	37.8	-22.8	.61	39.44	54	-14.56	-	-	-	-	62	123	V
4	2.571	40.03	PK-U	32.7	-31.7	0	41.03	-	-	-	-	68.2	-27.17	223	105	V

* - indicates frequency in CFR47 Pt 15 / IC RSS-Restricted Band
PK-U - U-NII: Maximum Peak
ADR - U-NII AD primary method, RMS average

UL VERIFICATION SERVICES INC.
47173 Benicia Street, Fremont, CA 94538; USA TEL:(510) 771-1000 FAX:(510) 661-0888
This report shall not be reproduced except in full, without the written approval of UL Verification Services Inc.

HIGH CHANNEL RESULTS

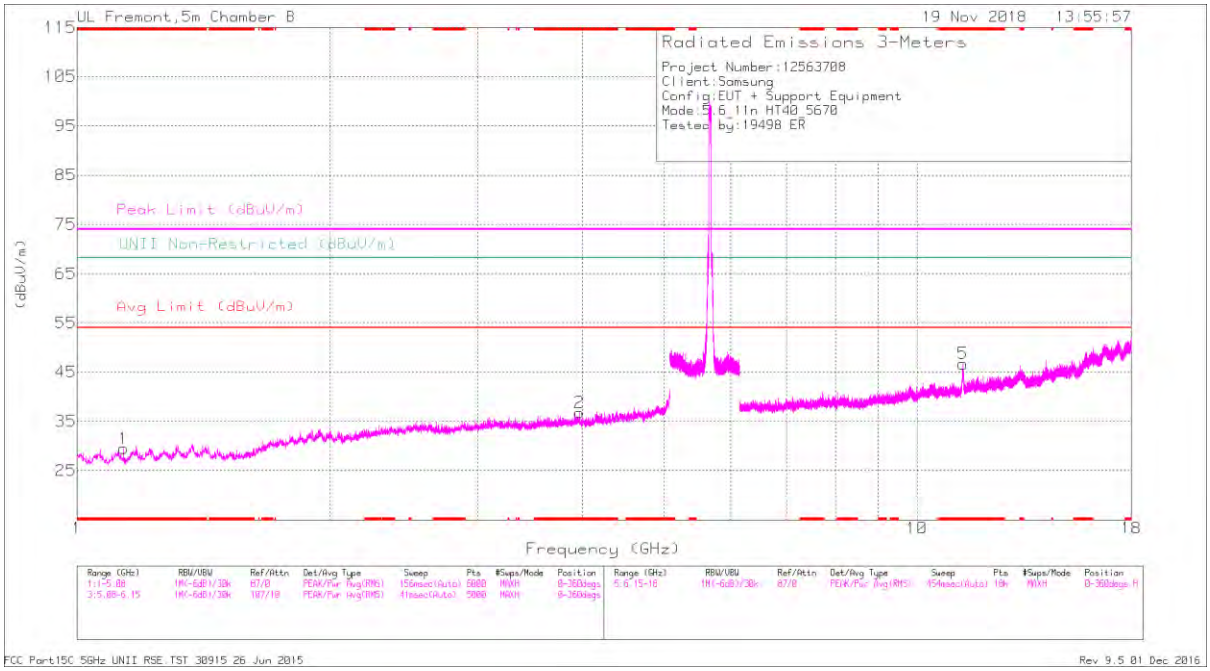

HORIZONTAL

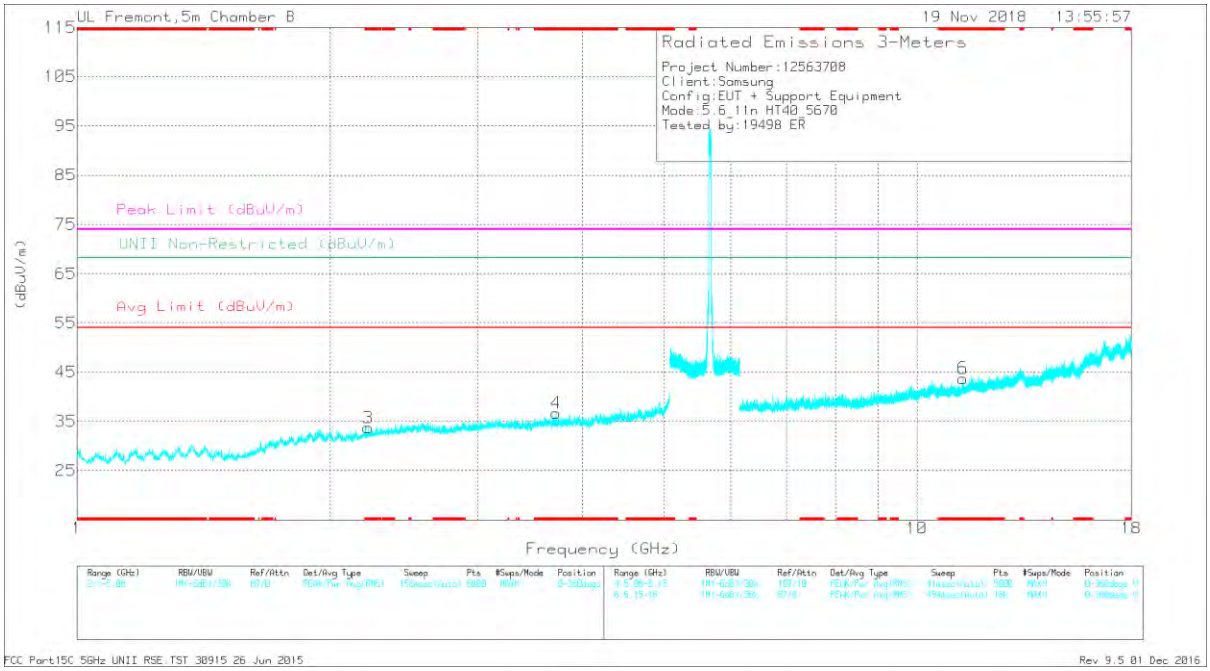

VERTICAL

UL VERIFICATION SERVICES INC.
47173 Benicia Street, Fremont, CA 94538; USA TEL:(510) 771-1000 FAX:(510) 661-0888
This report shall not be reproduced except in full, without the written approval of UL Verification Services Inc.

RADIATED EMISSIONS

Marker	Frequency (GHz)	Meter Reading (dBuV)	Det	AF T863 (dB/m)	Amp/Cbl/Fltr/Pad (dB)	DC Corr (dB)	Corrected Reading (dBuV/m)	Avg Limit (dBuV/m)	Margin (dB)	Peak Limit (dBuV/m)	PK Margin (dB)	UNII Non-Restricted (dBuV/m)	PK Margin (dB)	Azimuth (Degs)	Height (cm)	Polarity
2	* 3.962	39.56	PK-U	33.4	-29.7	0	43.26	-	-	74	-30.74	-	-	279	310	H
	* 3.962	27.48	ADR	33.4	-29.7	.61	31.79	54	-22.21	-	-	-	-	279	310	H
1	* 1.136	40.91	PK-U	27.6	-33.9	0	34.61	-	-	74	-39.39	-	-	227	230	H
	* 1.136	29.51	ADR	27.6	-33.9	.61	23.82	54	-30.18	-	-	-	-	227	230	H
4	* 3.717	39.8	PK-U	33.3	-30.8	0	42.3	-	-	74	-31.7	-	-	139	128	V
	* 3.719	28.52	ADR	33.3	-30.9	.61	31.53	54	-22.47	-	-	-	-	139	128	V
3	* 2.222	40.03	PK-U	31.6	-32.1	0	39.53	-	-	74	-34.47	-	-	199	104	V
	* 2.223	28.79	ADR	31.6	-32.2	.61	28.8	54	-25.2	-	-	-	-	199	104	V
5	* 11.348	38.02	PK-U	38.3	-22.1	0	54.22	-	-	74	-19.78	-	-	94	121	H
	* 11.34	23.57	ADR	38.3	-22.1	.61	40.38	54	-13.62	-	-	-	-	94	121	H
6	* 11.328	35.98	PK-U	38.3	-22.2	0	52.08	-	-	74	-21.92	-	-	83	105	V
	* 11.337	22.37	ADR	38.3	-22.1	.61	39.18	54	-14.82	-	-	-	-	83	105	V

* - indicates frequency in CFR47 Pt 15 / IC RSS-Restricted Band
PK-U - U-NII: Maximum Peak
ADR - U-NII AD primary method, RMS average

UL VERIFICATION SERVICES INC.
47173 Benicia Street, Fremont, CA 94538; USA TEL:(510) 771-1000 FAX:(510) 661-0888
This report shall not be reproduced except in full, without the written approval of UL Verification Services Inc.

CHANNEL 142 RESULTS

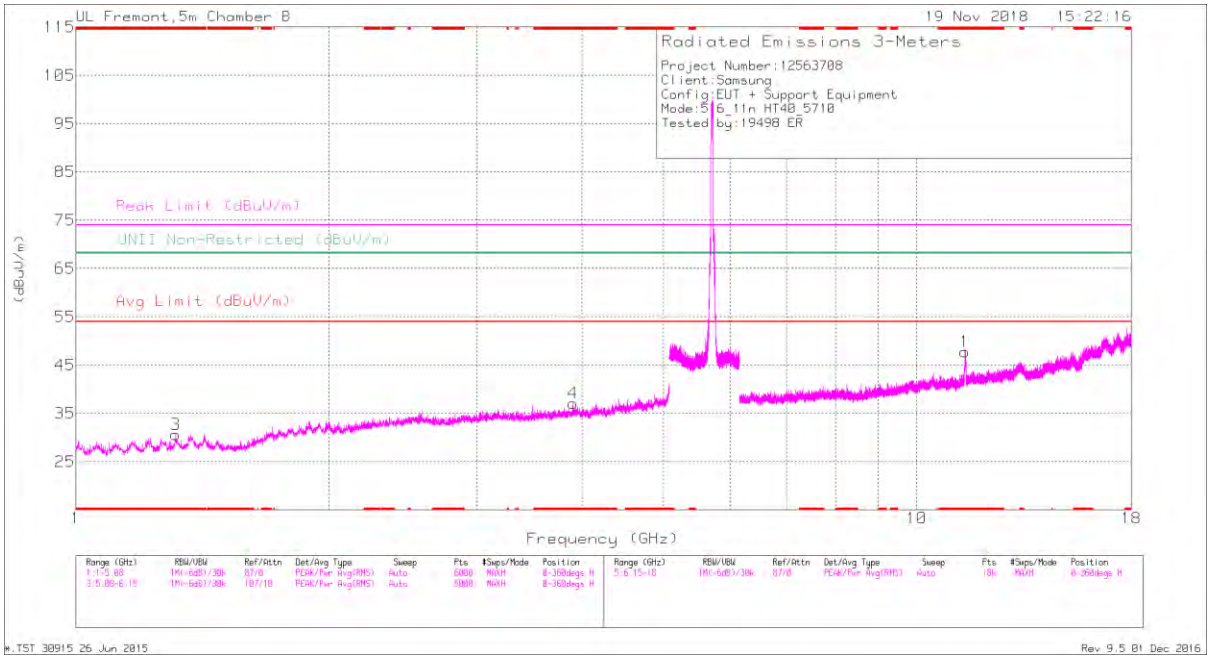

HORIZONTAL

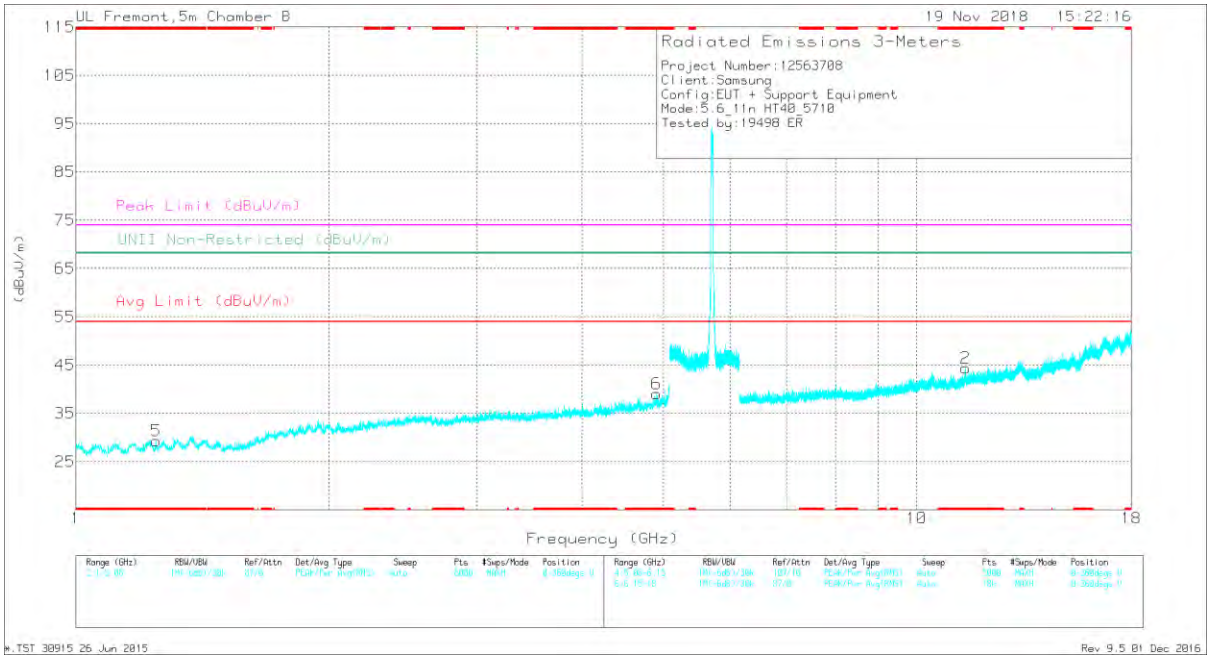

VERTICAL

UL VERIFICATION SERVICES INC.
47173 Benicia Street, Fremont, CA 94538; USA TEL:(510) 771-1000 FAX:(510) 661-0888
This report shall not be reproduced except in full, without the written approval of UL Verification Services Inc.

RADIATED EMISSIONS

Marker	Frequency (GHz)	Meter Reading (dBuV)	Det	AF T863 (dB/m)	Amp/Cbl/Fltr/Pad (dB)	DC Corr (dB)	Corrected Reading (dBuV/m)	Avg Limit (dBuV/m)	Margin (dB)	Peak Limit (dBuV/m)	PK Margin (dB)	UNII Non-Restricted (dBuV/m)	PK Margin (dB)	Azimuth (Degs)	Height (cm)	Polarity
4	* 3.905	40.41	PK-U	33.4	-30.2	0	43.61	-	-	74	-30.39	-	-	208	227	H
	* 3.906	28.23	ADR	33.4	-30.2	.61	32.04	54	-21.96	-	-	-	-	208	227	H
3	* 1.316	41.51	PK-U	28.4	-34	0	35.91	-	-	74	-38.09	-	-	284	173	H
	* 1.316	30.38	ADR	28.4	-34	.61	25.39	54	-28.61	-	-	-	-	284	173	H
6	* 4.907	39.28	PK-U	34.4	-29	0	44.68	-	-	74	-29.32	-	-	172	119	V
	* 4.909	27.98	ADR	34.4	-28.9	.61	34.09	54	-19.91	-	-	-	-	172	119	V
5	* 1.245	41.19	PK-U	28.3	-34.3	0	35.19	-	-	74	-38.81	-	-	242	293	V
	* 1.247	29.62	ADR	28.3	-34.3	.61	24.23	54	-29.77	-	-	-	-	242	293	V
1	* 11.416	40.11	PK-U	38.4	-22.7	0	55.81	-	-	74	-18.19	-	-	180	237	H
	* 11.419	27.26	ADR	38.4	-22.7	.61	43.57	54	-10.43	-	-	-	-	180	237	H
2	* 11.427	37.65	PK-U	38.4	-22.7	0	53.35	-	-	74	-20.65	-	-	88	135	V
	* 11.425	23.34	ADR	38.4	-22.7	.61	39.65	54	-14.35	-	-	-	-	88	135	V

* - indicates frequency in CFR47 Pt 15 / IC RSS-Restricted Band
PK-U - U-NII: Maximum Peak
ADR - U-NII AD primary method, RMS average

UL VERIFICATION SERVICES INC.
47173 Benicia Street, Fremont, CA 94538; USA TEL:(510) 771-1000 FAX:(510) 661-0888
This report shall not be reproduced except in full, without the written approval of UL Verification Services Inc.

10.1.18. TX ABOVE 1 GHz 802.11ac VHT80 MODE IN THE 5.6 GHz BAND

2TX Antenna 1 + Antenna 2 CDD MODE

BANDEDGE (LOW CHANNEL)

HORIZONTAL RESULT

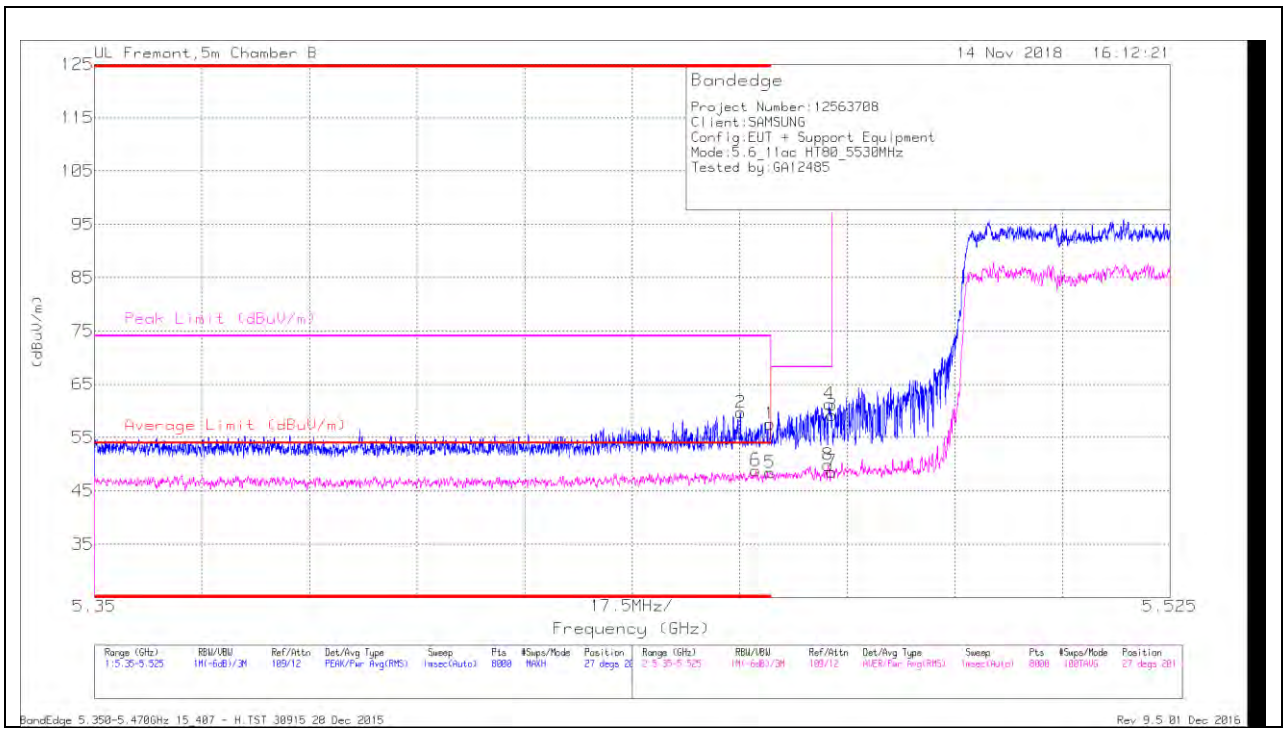

Trace Markers

Marker	Frequency (GHz)	Meter Reading (dBuV)	Det	AF T863 (dB/m)	Amp/Cbl/Fltr/Pad (dB)	DC Corr (dB)	Corrected Reading (dBuV/m)	Average Limit (dBuV/m)	Margin (dB)	Peak Limit (dBuV/m)	PK Margin (dB)	Azimuth (Degs)	Height (cm)	Polarity
2	* 5.455	42.49	Pk	35.3	-18.1	0	59.69	-	-	74	-14.31	27	201	H
6	* 5.458	29.76	RMS	35.3	-18.2	1.96	48.82	54	-5.18	-	-	27	201	H
1	* 5.46	40.35	Pk	35.3	-18.1	0	57.55	-	-	74	-16.45	27	201	H
5	* 5.46	29.27	RMS	35.3	-18.1	1.96	48.43	54	-5.57	-	-	27	201	H
8	5.469	30.79	RMS	35.3	-18.2	1.96	49.85	-	-	-	-	27	201	H
3	5.47	42.1	Pk	35.3	-18.2	0	59.2	-	-	68.2	-9	27	201	H
4	5.47	44.2	Pk	35.3	-18.2	0	61.3	-	-	68.2	-6.9	27	201	H
7	5.47	29.51	RMS	35.3	-18.2	1.96	48.57	-	-	-	-	27	201	H

* - indicates frequency in CFR47 Pt 15 / IC RSS-Restricted Band
Pk - Peak detector
RMS - RMS detection

UL VERIFICATION SERVICES INC.
47173 Benicia Street, Fremont, CA 94538; USA TEL:(510) 771-1000 FAX:(510) 661-0888
This report shall not be reproduced except in full, without the written approval of UL Verification Services Inc.

VERTICAL RESULT

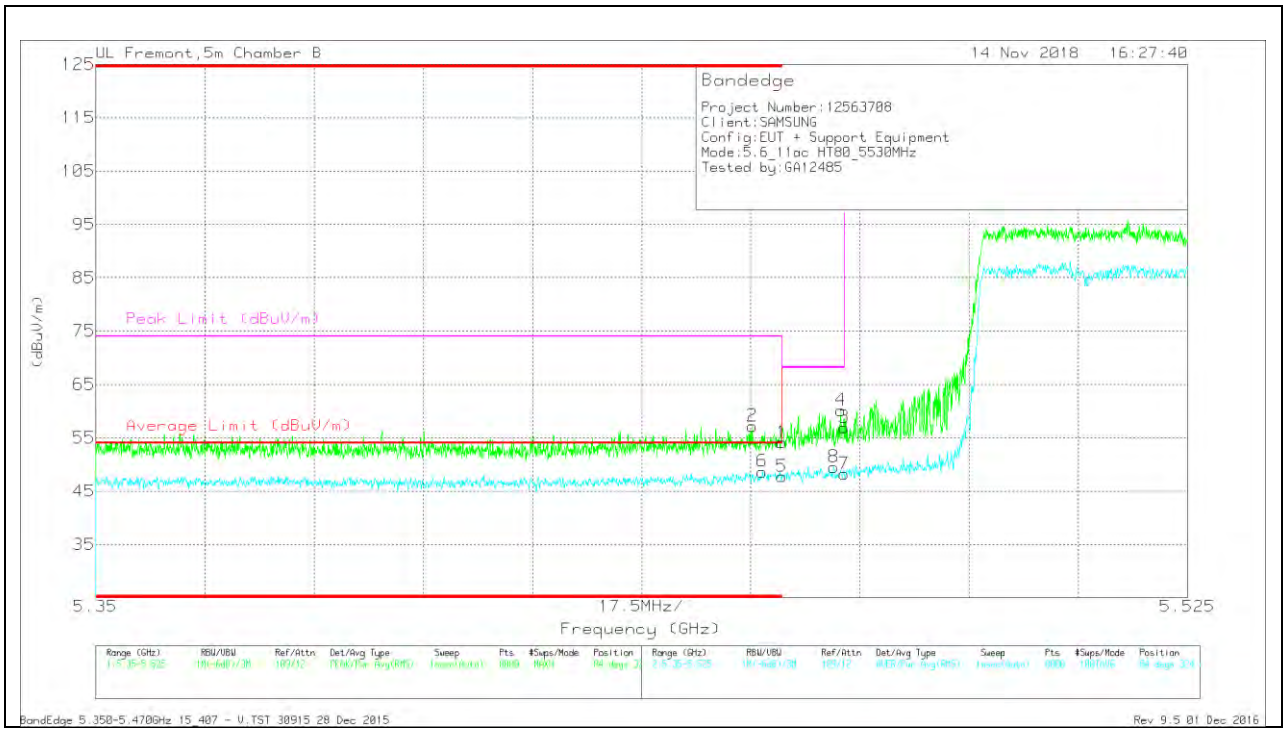

Trace Markers

Marker	Frequency (GHz)	Meter Reading (dBuV)	Det	AF T863 (dB/m)	Amp/Cbl/Fltr/Pad (dB)	DC Corr (dB)	Corrected Reading (dBuV/m)	Average Limit (dBuV/m)	Margin (dB)	Peak Limit (dBuV/m)	PK Margin (dB)	Azimuth (Degs)	Height (cm)	Polarity
2	* 5.455	40.02	Pk	35.3	-18.1	0	57.22	-	-	74	-16.78	84	324	V
6	* 5.457	29.52	RMS	35.3	-18.1	1.96	48.68	54	-5.32	-	-	84	324	V
1	* 5.46	36.91	Pk	35.3	-18.1	0	54.11	-	-	74	-19.89	84	324	V
5	* 5.46	28.58	RMS	35.3	-18.1	1.96	47.74	54	-6.26	-	-	84	324	V
8	5.468	30.33	RMS	35.3	-18.1	1.96	49.49	-	-	-	-	84	324	V
4	5.469	43.04	Pk	35.3	-18.2	0	60.14	-	-	68.2	-8.06	84	324	V
3	5.47	39.87	Pk	35.3	-18.2	0	56.97	-	-	68.2	-11.23	84	324	V
7	5.47	29.16	RMS	35.3	-18.2	1.96	48.22	-	-	-	-	84	324	V

* - indicates frequency in CFR47 Pt 15 / IC RSS-Restricted Band
Pk - Peak detector
RMS - RMS detection

UL VERIFICATION SERVICES INC.
47173 Benicia Street, Fremont, CA 94538; USA TEL:(510) 771-1000 FAX:(510) 661-0888
This report shall not be reproduced except in full, without the written approval of UL Verification Services Inc.

BANDEDGE (HIGH CHANNEL)

HORIZONTAL RESULT

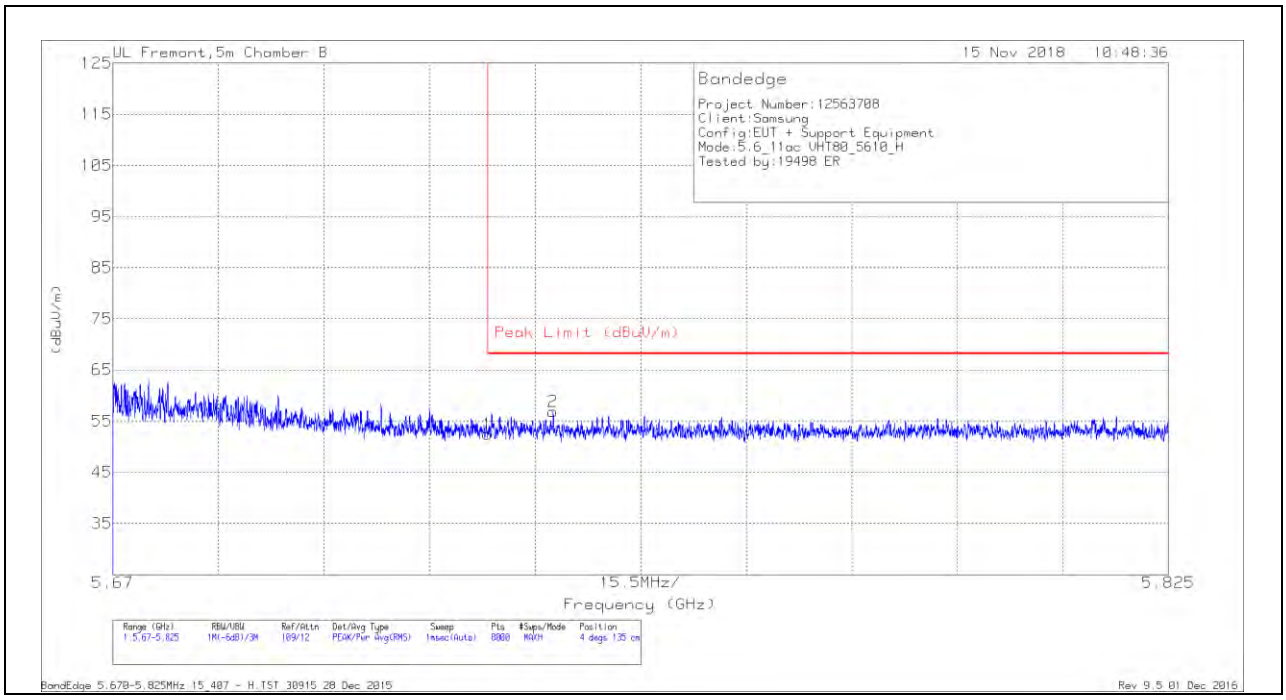

Trace Markers

Marker	Frequency (GHz)	Meter Reading (dBuV)	Det	AF T863 (dB/m)	Amp/Cbl/Fltr/Pad (dB)	Corrected Reading (dBuV/m)	Peak Limit (dBuV/m)	PK Margin (dB)	Azimuth (Degs)	Height (cm)	Polarity
1	5.725	35.86	Pk	35.5	-18.9	52.46	68.2	-15.74	4	135	H
2	5.735	40.04	Pk	35.5	-18.7	56.84	68.2	-11.36	4	135	H

Pk - Peak detector

UL VERIFICATION SERVICES INC.
47173 Benicia Street, Fremont, CA 94538; USA TEL:(510) 771-1000 FAX:(510) 661-0888
This report shall not be reproduced except in full, without the written approval of UL Verification Services Inc.

VERTICAL RESULT

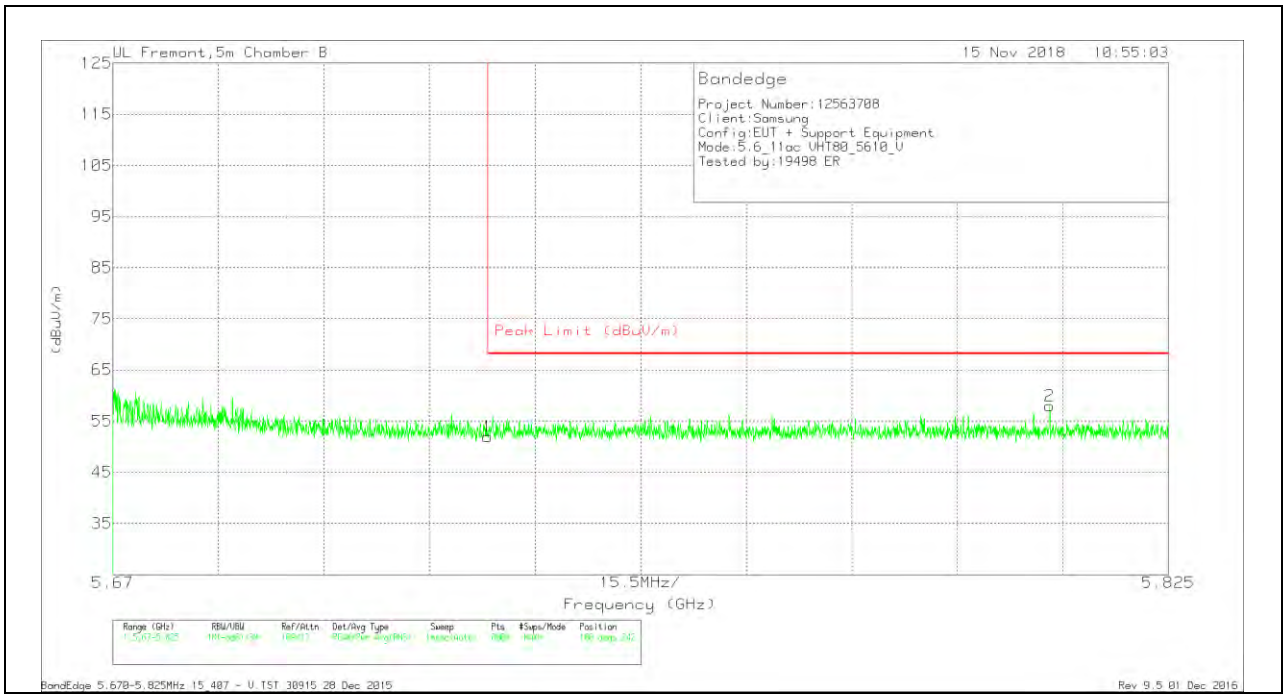

Trace Markers

Marker	Frequency (GHz)	Meter Reading (dBuV)	Det	AF T863 (dB/m)	Amp/Cbl/Fltr/Pad (dB)	Corrected Reading (dBuV/m)	Peak Limit (dBuV/m)	PK Margin (dB)	Azimuth (Degs)	Height (cm)	Polarity
1	5.725	35.34	Pk	35.5	-18.9	51.94	68.2	-16.26	100	242	V
2	5.808	41.03	Pk	35.5	-18.6	57.93	68.2	-10.27	100	242	V

Pk - Peak detector

UL VERIFICATION SERVICES INC.
47173 Benicia Street, Fremont, CA 94538; USA TEL:(510) 771-1000 FAX:(510) 661-0888
This report shall not be reproduced except in full, without the written approval of UL Verification Services Inc.

HARMONICS AND SPURIOUS EMISSIONS

LOW CHANNEL RESULTS

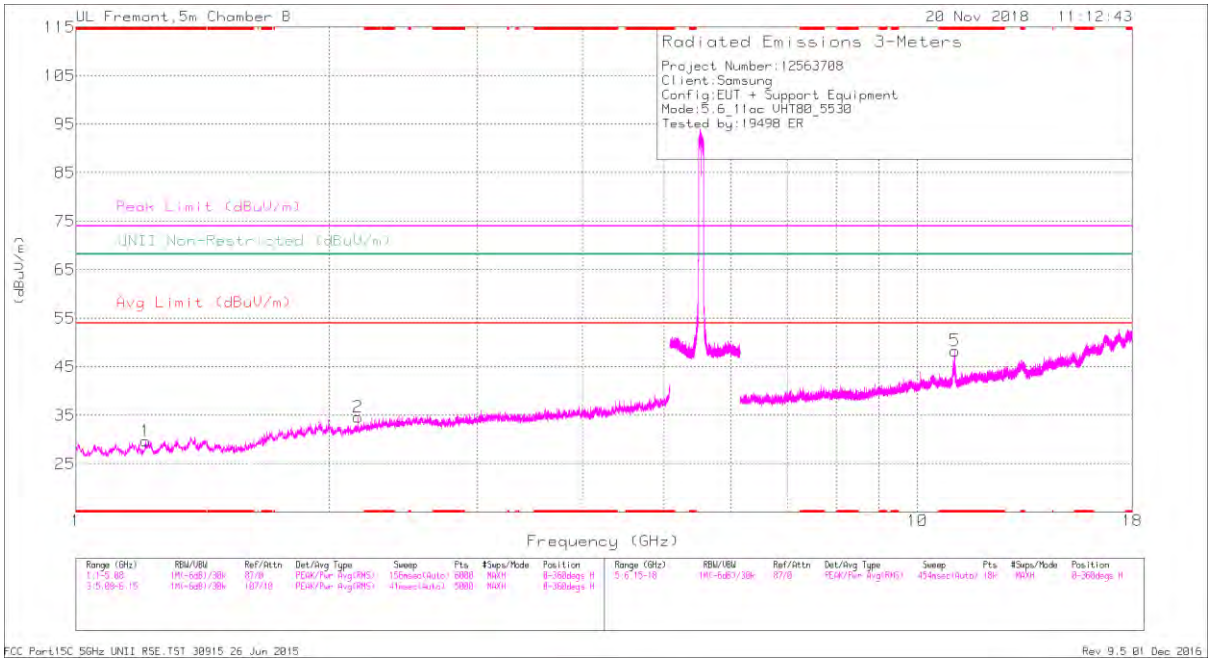

HORIZONTAL

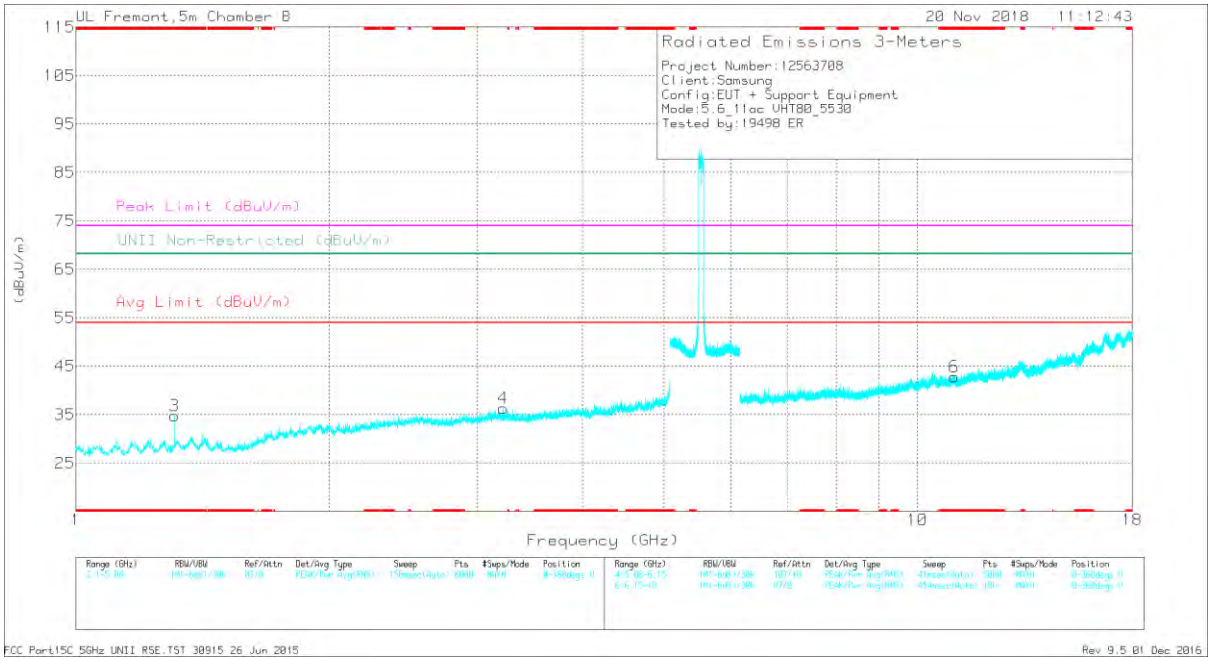

VERTICAL

UL VERIFICATION SERVICES INC.
47173 Benicia Street, Fremont, CA 94538; USA TEL:(510) 771-1000 FAX:(510) 661-0888
This report shall not be reproduced except in full, without the written approval of UL Verification Services Inc.

RADIATED EMISSIONS

Marker	Frequency (GHz)	Meter Reading (dBuV)	Det	AF T863 (dB/m)	Amp/Cbl/Fltr/Pad (dB)	DC Corr (dB)	Corrected Reading (dBuV/m)	Avg Limit (dBuV/m)	Margin (dB)	Peak Limit (dBuV/m)	PK Margin (dB)	UNII Non-Restricted (dBuV/m)	PK Margin (dB)	Azimuth (Degs)	Height (cm)	Polarity
1	* 1.208	41.39	PK-U	28.2	-34.2	0	35.39	-	-	74	-38.61	-	-	272	140	H
	* 1.21	30.19	ADR	28.2	-34.2	1.96	26.15	54	-27.85	-	-	-	-	272	140	H
3	* 1.309	42.23	PK-U	28.4	-34	0	36.63	-	-	74	-37.37	-	-	211	231	V
	* 1.31	30.22	ADR	28.4	-33.9	1.96	26.68	54	-27.32	-	-	-	-	211	231	V
5	* 11.099	33.6	PK-U	37.8	-22.8	0	48.6	-	-	74	-25.4	-	-	168	342	H
	* 11.097	21.91	ADR	37.8	-22.8	1.96	38.87	54	-15.13	-	-	-	-	168	342	H
6	* 11.065	33.65	PK-U	37.9	-22.2	0	49.35	-	-	74	-24.65	-	-	243	328	V
	* 11.077	21.77	ADR	37.8	-22.4	1.96	39.13	54	-14.87	-	-	-	-	243	328	V
2	2.164	41.48	PK-U	31.3	-32.7	0	40.08	-	-	-	-	68.2	-28.12	268	170	H
4	3.217	39.22	PK-U	33	-30.7	0	41.52	-	-	-	-	68.2	-26.68	195	218	V

* - indicates frequency in CFR47 Pt 15 / IC RSS-Restricted Band
PK-U - U-NII: Maximum Peak
ADR - U-NII AD primary method, RMS average

UL VERIFICATION SERVICES INC.
47173 Benicia Street, Fremont, CA 94538; USA TEL:(510) 771-1000 FAX:(510) 661-0888
This report shall not be reproduced except in full, without the written approval of UL Verification Services Inc.

HIGH CHANNEL RESULTS

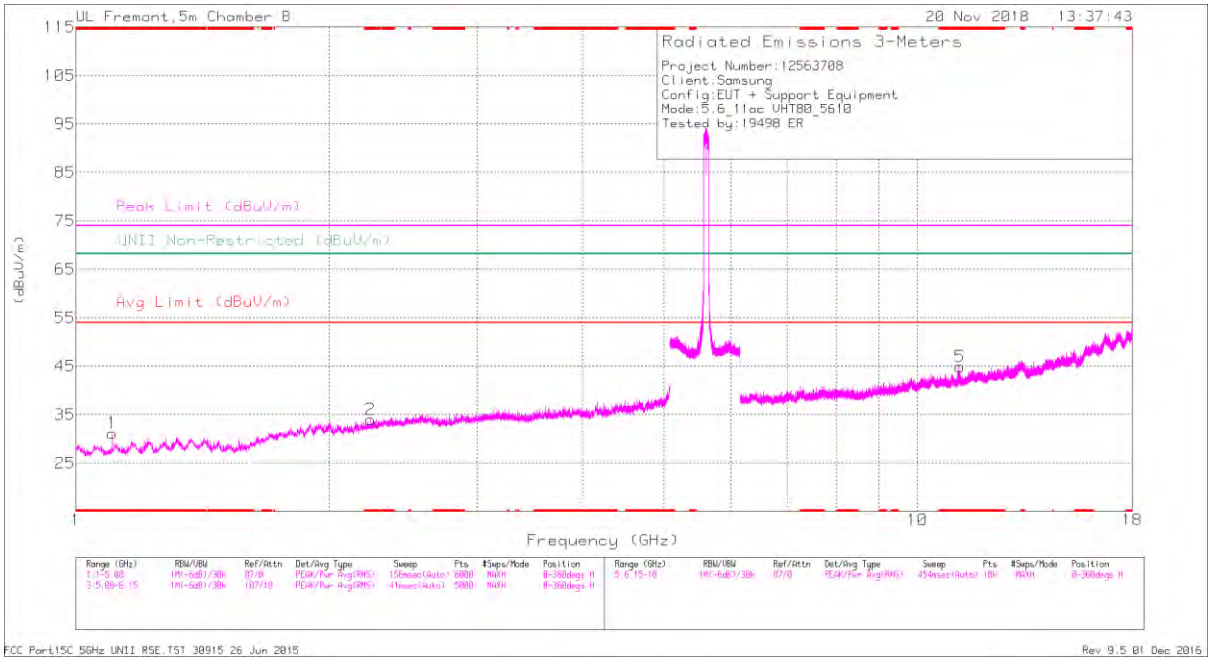

HORIZONTAL

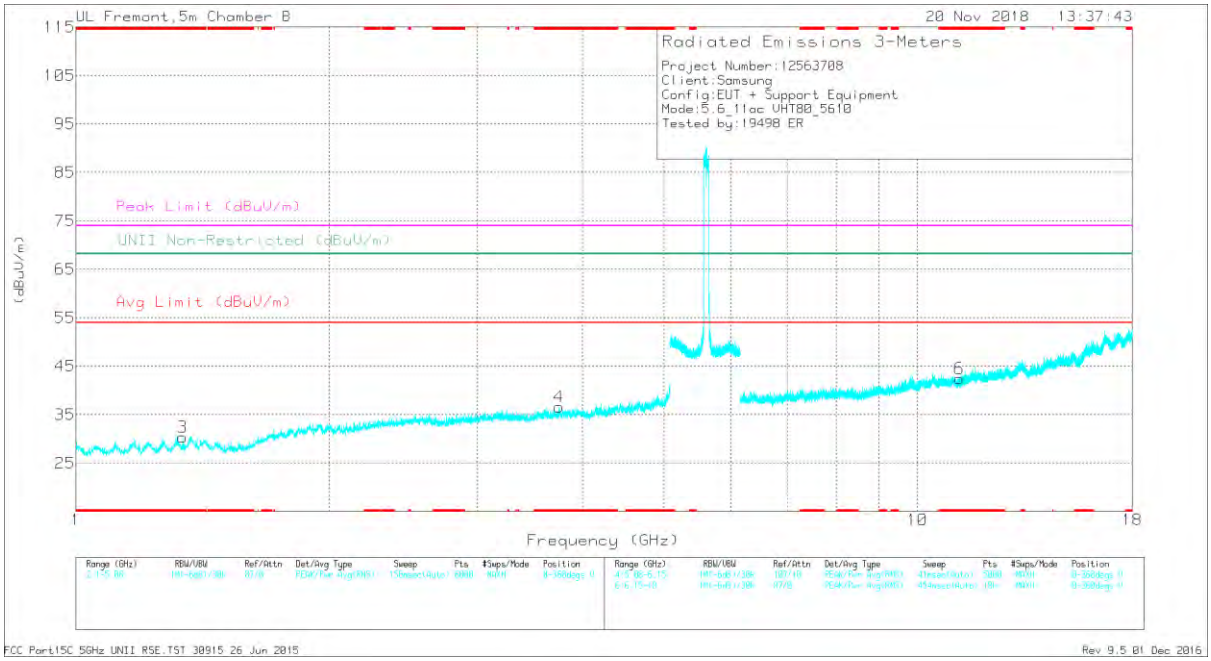

VERTICAL

UL VERIFICATION SERVICES INC.
47173 Benicia Street, Fremont, CA 94538; USA TEL:(510) 771-1000 FAX:(510) 661-0888
This report shall not be reproduced except in full, without the written approval of UL Verification Services Inc.

RADIATED EMISSIONS

Marker	Frequency (GHz)	Meter Reading (dBuV)	Det	AF T863 (dB/m)	Amp/Cbl/Fltr/Pad (dB)	DC Corr (dB)	Corrected Reading (dBuV/m)	Avg Limit (dBuV/m)	Margin (dB)	Peak Limit (dBuV/m)	PK Margin (dB)	UNII Non-Restricted (dBuV/m)	PK Margin (dB)	Azimuth (Degs)	Height (cm)	Polarity
1	* 1.104	41.85	PK-U	27.3	-33.8	0	35.35	-	-	74	-38.65	-	-	301	144	H
	* 1.106	30.19	ADR	27.3	-33.9	1.96	25.55	54	-28.45	-	-	-	-	301	144	H
2	* 2.238	41.07	PK-U	31.7	-32.3	0	40.47	-	-	74	-33.53	-	-	183	181	H
	* 2.24	29.03	ADR	31.7	-32.3	1.96	30.39	54	-23.61	-	-	-	-	183	181	H
3	* 1.341	40.53	PK-U	28.5	-33.5	0	35.53	-	-	74	-38.47	-	-	99	233	V
	* 1.338	29.17	ADR	28.5	-33.7	1.96	25.93	54	-28.07	-	-	-	-	99	233	V
4	* 3.756	40.36	PK-U	33.3	-30.8	0	42.86	-	-	74	-31.14	-	-	137	153	V
	* 3.755	28.66	ADR	33.3	-30.7	1.96	33.22	54	-20.78	-	-	-	-	137	153	V
5	* 11.241	34.38	PK-U	38.1	-22.6	0	49.88	-	-	74	-24.12	-	-	128	124	H
	* 11.231	22.75	ADR	38.1	-22.6	1.96	40.21	54	-13.79	-	-	-	-	128	124	H
6	* 11.218	33.67	PK-U	38	-22.6	0	49.07	-	-	74	-24.93	-	-	75	112	V
	* 11.231	22.27	ADR	38.1	-22.6	1.96	39.73	54	-14.27	-	-	-	-	75	112	V

* - indicates frequency in CFR47 Pt 15 / IC RSS-Restricted Band
PK-U - U-NII: Maximum Peak
ADR - U-NII AD primary method, RMS average

UL VERIFICATION SERVICES INC.
47173 Benicia Street, Fremont, CA 94538; USA TEL:(510) 771-1000 FAX:(510) 661-0888
This report shall not be reproduced except in full, without the written approval of UL Verification Services Inc.

CHANNEL 138 RESULTS

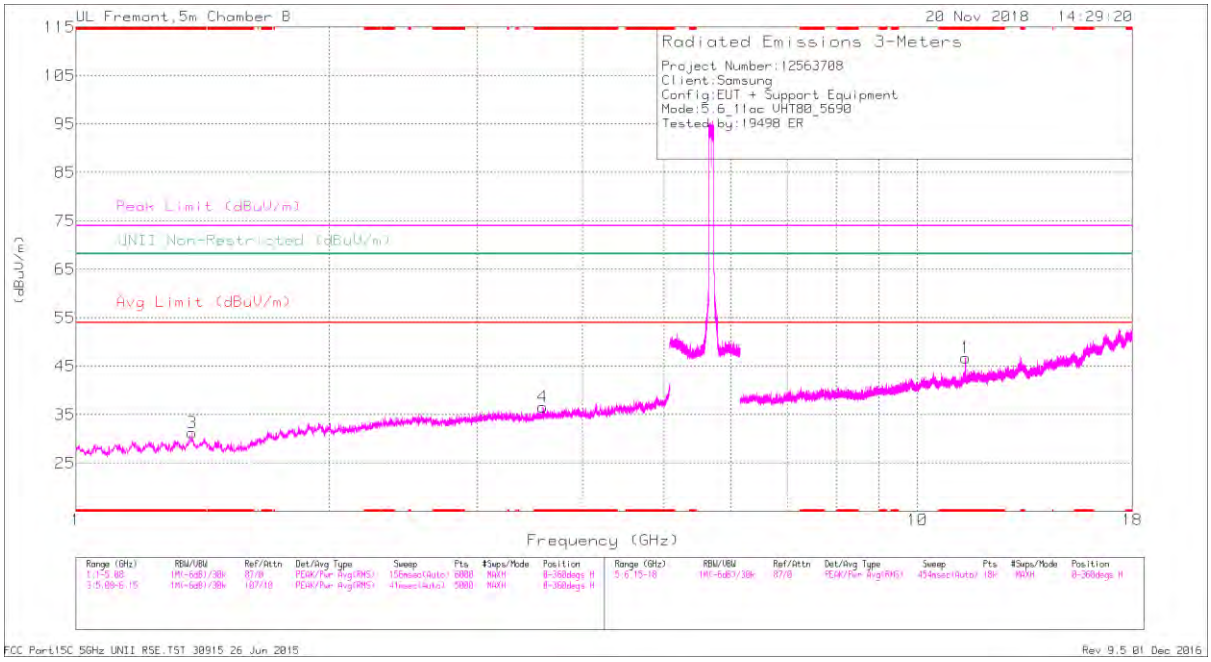

HORIZONTAL

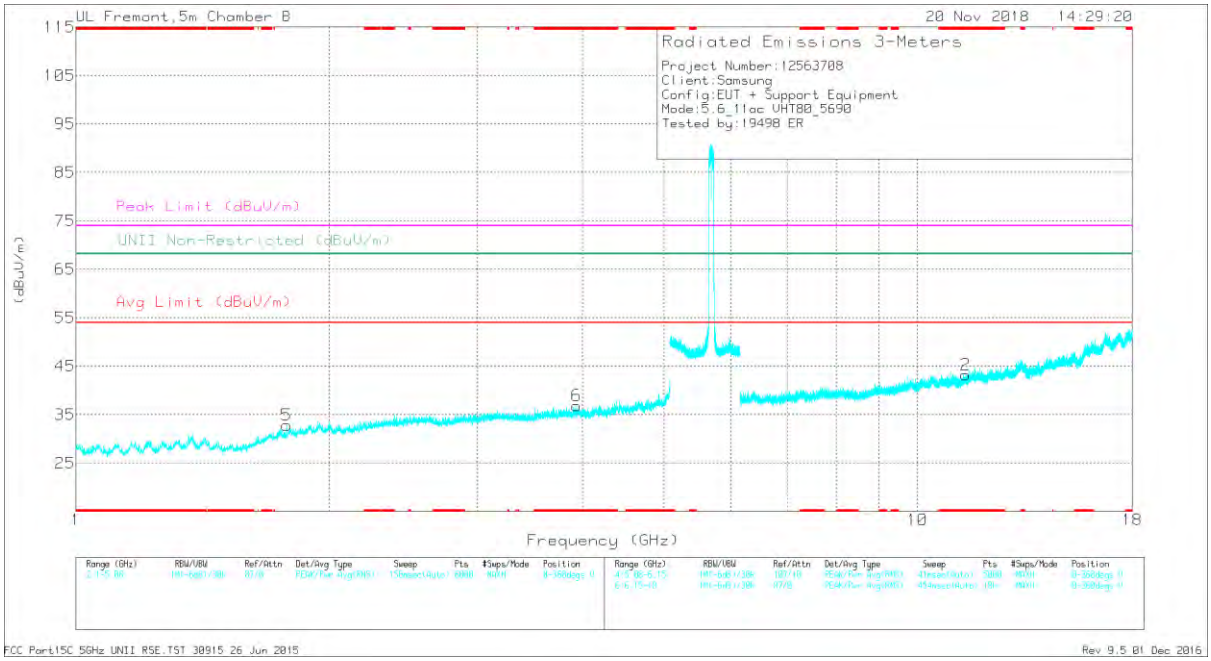

VERTICAL

UL VERIFICATION SERVICES INC.
47173 Benicia Street, Fremont, CA 94538; USA TEL:(510) 771-1000 FAX:(510) 661-0888
This report shall not be reproduced except in full, without the written approval of UL Verification Services Inc.

RADIATED EMISSIONS

Marker	Frequency (GHz)	Meter Reading (dBuV)	Det	AF T863 (dB/m)	Amp/Cbl/Fltr/Pad (dB)	DC Corr (dB)	Corrected Reading (dBuV/m)	Avg Limit (dBuV/m)	Margin (dB)	Peak Limit (dBuV/m)	PK Margin (dB)	UNII Non-Restricted (dBuV/m)	PK Margin (dB)	Azimuth (Degs)	Height (cm)	Polarity
3	* 1.376	41.75	PK-U	28.5	-33.2	0	37.05	-	-	74	-36.95	-	-	164	119	H
	* 1.373	30.24	ADR	28.5	-33.2	1.96	27.5	54	-26.5	-	-	-	-	164	119	H
4	* 3.586	39.83	PK-U	33.2	-30.9	0	42.13	-	-	74	-31.87	-	-	251	243	H
	* 3.584	28.13	ADR	33.2	-31	1.96	32.29	54	-21.71	-	-	-	-	251	243	H
6	* 3.935	39.32	PK-U	33.4	-29.8	0	42.92	-	-	74	-31.08	-	-	318	215	V
	* 3.935	27.91	ADR	33.4	-29.8	1.96	33.47	54	-20.53	-	-	-	-	318	215	V
1	* 11.404	34.03	PK-U	38.4	-22.6	0	49.83	-	-	74	-24.17	-	-	212	201	H
	* 11.395	22.62	ADR	38.4	-22.7	1.96	40.28	54	-13.72	-	-	-	-	212	201	H
2	* 11.401	33.1	PK-U	38.4	-22.6	0	48.9	-	-	74	-25.1	-	-	265	164	V
	* 11.4	22.1	ADR	38.4	-22.6	1.96	39.86	54	-14.14	-	-	-	-	265	164	V
5	1.782	41.47	PK-U	30.5	-33.2	0	38.77	-	-	-	-	68.2	-29.43	55	179	V

* - indicates frequency in CFR47 Pt 15 / IC RSS-Restricted Band
PK-U - U-NII: Maximum Peak
ADR - U-NII AD primary method, RMS average

UL VERIFICATION SERVICES INC.
47173 Benicia Street, Fremont, CA 94538; USA TEL:(510) 771-1000 FAX:(510) 661-0888
This report shall not be reproduced except in full, without the written approval of UL Verification Services Inc.

10.1.19. TX ABOVE 1 GHz 802.11ax HE20 MODE IN THE 5.6 GHz BAND

2TX Antenna 1 + Antenna 2 OFDMA MODE – 242-Tones, RU Index 61

BANDEDGE (LOW CHANNEL)

HORIZONTAL RESULT

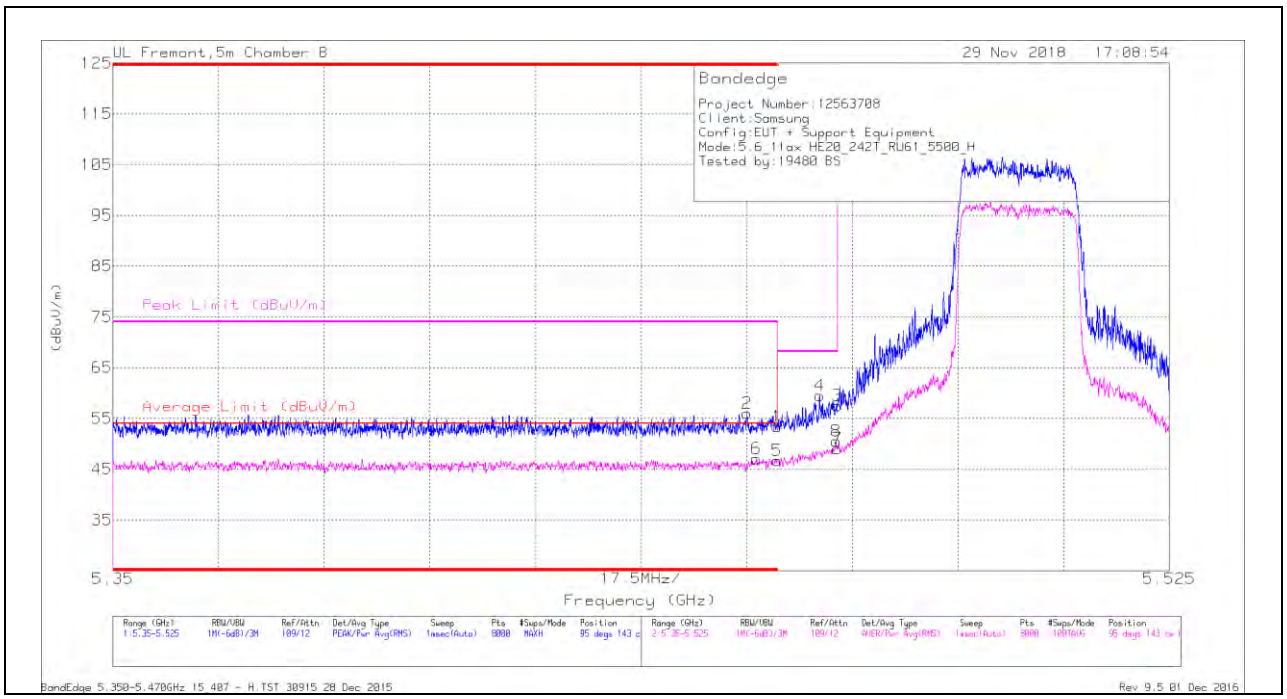

Trace Markers

Marker	Frequency (GHz)	Meter Reading (dBuV)	Det	AF T863 (dB/m)	Amp/Cbl/Fltr/Pad (dB)	DC Corr (dB)	Corrected Reading (dBuV/m)	Average Limit (dBuV/m)	Margin (dB)	Peak Limit (dBuV/m)	PK Margin (dB)	Azimuth (Degs)	Height (cm)	Polarity
1	* 5.46	36.19	Pk	35.3	-18.1	0	53.39	-	-	74	-20.61	95	143	H
2	* 5.455	38.66	Pk	35.3	-18	0	55.96	-	-	74	-18.04	95	143	H
5	* 5.46	28.79	RMS	35.3	-18.1	.67	46.66	54	-7.34	-	-	95	143	H
6	* 5.457	29.27	RMS	35.3	-18.2	.67	47.04	54	-6.96	-	-	95	143	H
4	5.467	42.53	Pk	35.3	-18.3	0	59.53	-	-	68.2	-8.67	95	143	H
3	5.47	40.35	Pk	35.3	-18.2	0	57.45	-	-	68.2	-10.75	95	143	H
7	5.47	31.26	RMS	35.3	-18.2	.67	49.03	-	-	-	-	95	143	H
8	5.47	32.79	RMS	35.3	-18.2	.67	50.56	-	-	-	-	95	143	H

* - indicates frequency in CFR47 Pt 15 / IC RSS-Restricted Band
Pk - Peak detector
RMS - RMS detection

UL VERIFICATION SERVICES INC.
47173 Benicia Street, Fremont, CA 94538; USA TEL:(510) 771-1000 FAX:(510) 661-0888
This report shall not be reproduced except in full, without the written approval of UL Verification Services Inc.

VERTICAL RESULT

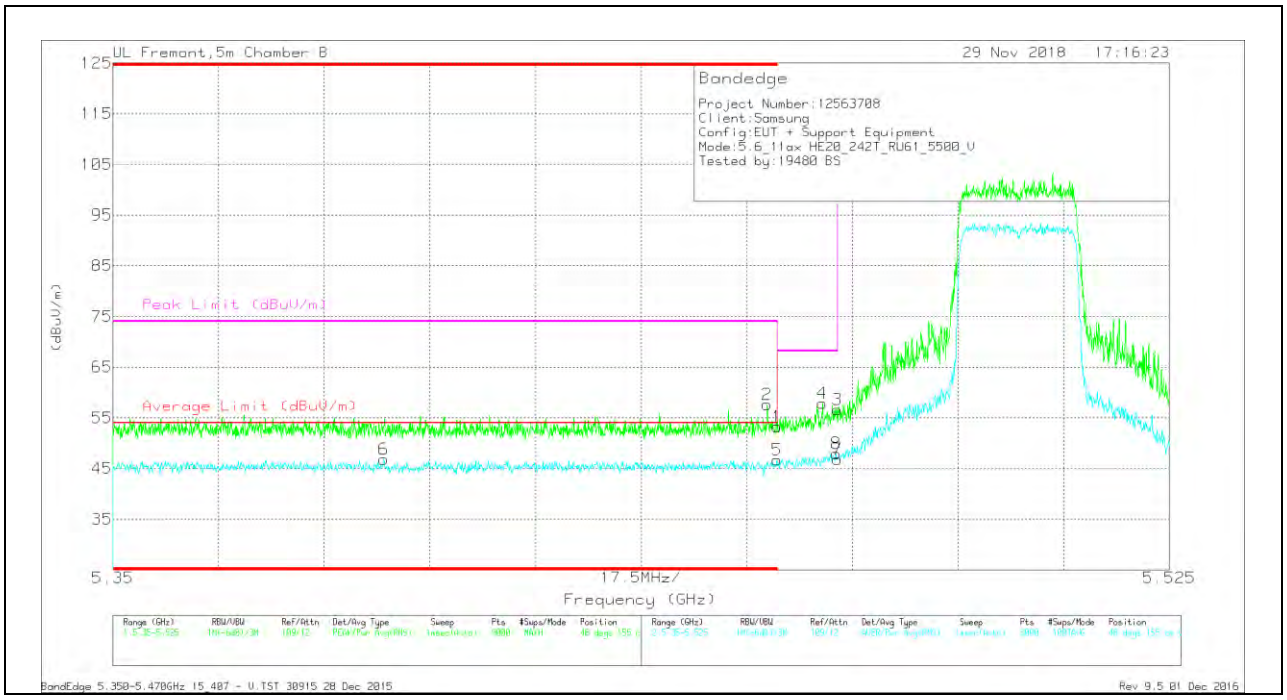

Trace Markers

Marker	Frequency (GHz)	Meter Reading (dBuV)	Det	AF T863 (dB/m)	Amp/Cbl/Fltr/Pad (dB)	DC Corr (dB)	Corrected Reading (dBuV/m)	Average Limit (dBuV/m)	Margin (dB)	Peak Limit (dBuV/m)	PK Margin (dB)	Azimuth (Degs)	Height (cm)	Polarity
1	* 5.46	36.08	Pk	35.3	-18.1	0	53.28	-	-	74	-20.72	48	155	V
2	* 5.458	40.49	Pk	35.3	-18.2	0	57.59	-	-	74	-16.41	48	155	V
5	* 5.46	28.8	RMS	35.3	-18.1	.67	46.67	54	-7.33	-	-	48	155	V
6	* 5.395	28.89	RMS	35.1	-17.8	.67	46.86	54	-7.14	-	-	48	155	V
4	5.468	40.74	Pk	35.3	-18.2	0	57.84	-	-	68.2	-10.36	48	155	V
3	5.47	39.55	Pk	35.3	-18.2	0	56.65	-	-	68.2	-11.55	48	155	V
7	5.47	29.05	RMS	35.3	-18.2	.67	46.82	-	-	-	-	48	155	V
8	5.47	30.24	RMS	35.3	-18.2	.67	48.01	-	-	-	-	48	155	V

* - indicates frequency in CFR47 Pt 15 / IC RSS-Restricted Band
Pk - Peak detector
RMS - RMS detection

UL VERIFICATION SERVICES INC.
47173 Benicia Street, Fremont, CA 94538; USA TEL:(510) 771-1000 FAX:(510) 661-0888
This report shall not be reproduced except in full, without the written approval of UL Verification Services Inc.

BANDEDGE (HIGH CHANNEL)

HORIZONTAL RESULT

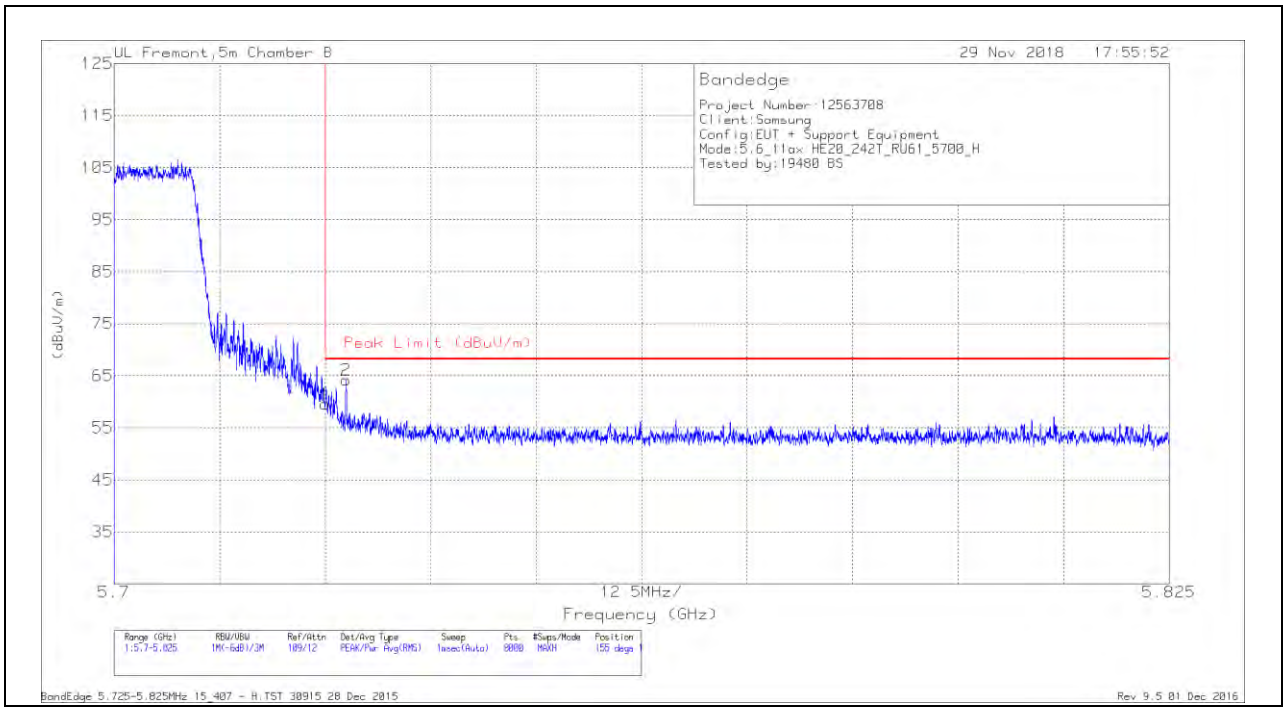

Trace Markers

Marker	Frequency (GHz)	Meter Reading (dBuV)	Det	AF T863 (dB/m)	Amp/Cbl/Fltr/Pad (dB)	DC Corr (dB)	Corrected Reading (dBuV/m)	Peak Limit (dBuV/m)	PK Margin (dB)	Azimuth (Degs)	Height (cm)	Polarity
1	5.725	42.96	Pk	35.5	-18.9	0	59.56	68.2	-8.64	155	124	H
2	5.727	47.47	Pk	35.5	-18.8	0	64.17	68.2	-4.03	155	124	H

Pk - Peak detector

UL VERIFICATION SERVICES INC.
47173 Benicia Street, Fremont, CA 94538; USA TEL:(510) 771-1000 FAX:(510) 661-0888
This report shall not be reproduced except in full, without the written approval of UL Verification Services Inc.

VERTICAL RESULT

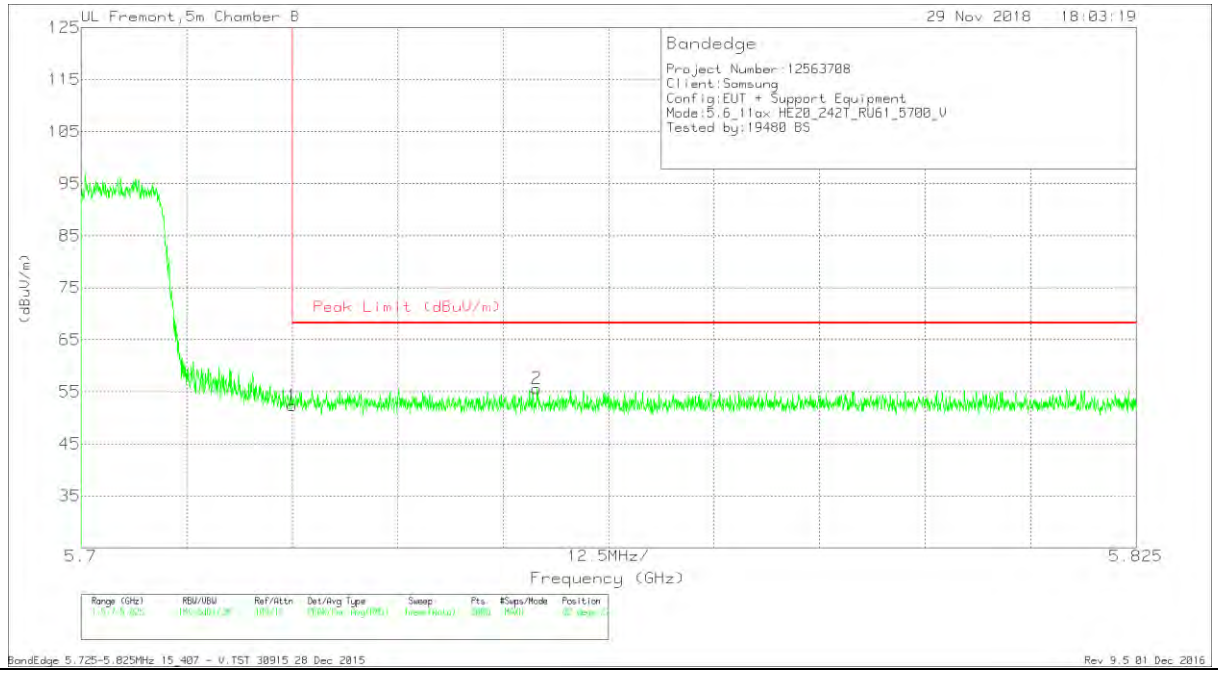

Trace Markers

Marker	Frequency (GHz)	Meter Reading (dBuV)	Det	AF T863 (dB/m)	Amp/Cbl/Fltr/Pad (dB)	DC Corr (dB)	Corrected Reading (dBuV/m)	Peak Limit (dBuV/m)	PK Margin (dB)	Azimuth (Degs)	Height (cm)	Polarity
1	5.725	35.71	Pk	35.5	-18.9	0	52.31	68.2	-15.89	82	224	V
2	5.754	39.04	Pk	35.5	-18.9	0	55.64	68.2	-12.56	82	224	V

Pk - Peak detector

UL VERIFICATION SERVICES INC.
47173 Benicia Street, Fremont, CA 94538; USA TEL:(510) 771-1000 FAX:(510) 661-0888
This report shall not be reproduced except in full, without the written approval of UL Verification Services Inc.

HARMONICS AND SPURIOUS EMISSIONS

LOW CHANNEL RESULTS

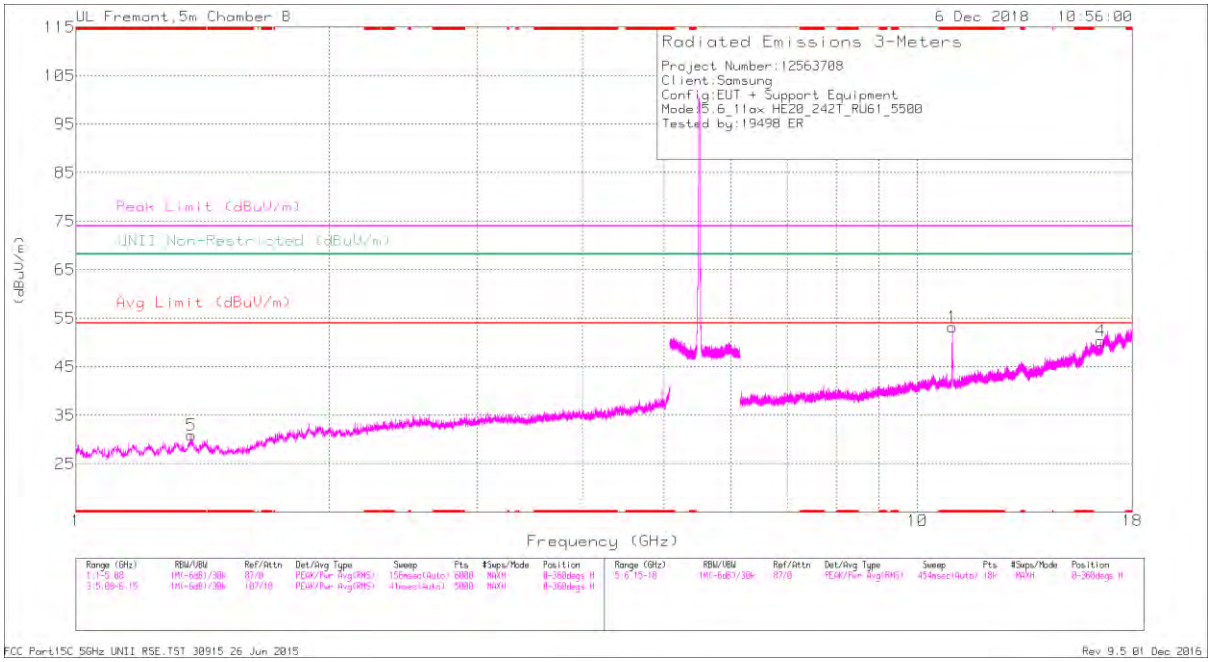

HORIZONTAL

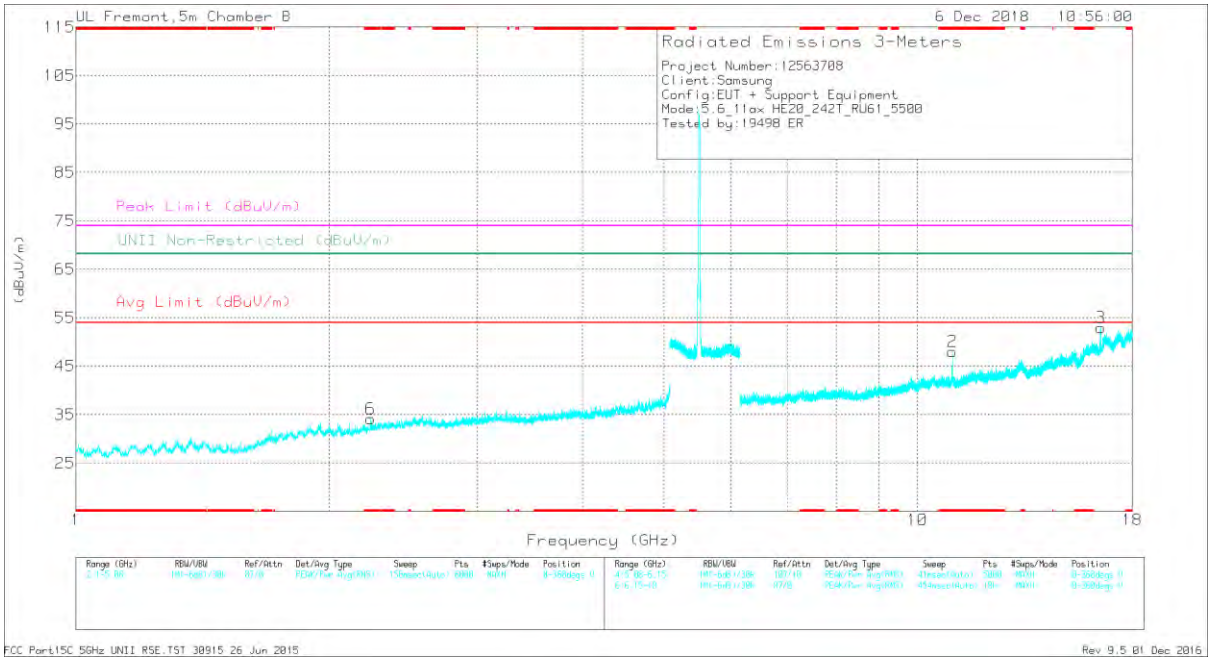

VERTICAL

UL VERIFICATION SERVICES INC.
47173 Benicia Street, Fremont, CA 94538; USA TEL:(510) 771-1000 FAX:(510) 661-0888
This report shall not be reproduced except in full, without the written approval of UL Verification Services Inc.

RADIATED EMISSIONS

Marker	Frequency (GHz)	Meter Reading (dBuV)	Det	AF T863 (dB/m)	Amp/Cbl/Fltr/Pad (dB)	DC Corr (dB)	Corrected Reading (dBuV/m)	Avg Limit (dBuV/m)	Margin (dB)	Peak Limit (dBuV/m)	PK Margin (dB)	UNII Non-Restricted (dBuV/m)	PK Margin (dB)	Azimuth (Degs)	Height (cm)	Polarity
5	* 1.372	42.32	PK-U	28.5	-33.3	0	37.52	-	-	74	-36.48	-	-	302	156	H
	* 1.371	30.3	ADR	28.5	-33.3	.67	26.17	54	-27.83	-	-	-	-	302	156	H
6	* 2.238	40.38	PK-U	31.7	-32.3	0	39.78	-	-	74	-34.22	-	-	263	105	V
	* 2.239	28.65	ADR	31.7	-32.3	.67	28.72	54	-25.28	-	-	-	-	263	105	V
1	* 10.996	41.12	PK-U	37.9	-21.9	0	57.12	-	-	74	-16.88	-	-	105	105	H
	* 11.001	29.38	ADR	37.9	-21.7	.67	46.25	54	-7.75	-	-	-	-	105	105	H
2	* 10.996	37.13	PK-U	37.9	-21.9	0	53.13	-	-	74	-20.87	-	-	80	106	V
	* 10.998	24.89	ADR	37.9	-21.8	.67	41.66	54	-12.34	-	-	-	-	80	106	V
4	16.495	31.72	PK-U	42.5	-18.5	0	55.72	-	-	-	-	68.2	-12.48	190	321	H
3	16.506	35.06	PK-U	42.6	-18.5	0	59.16	-	-	-	-	68.2	-9.04	179	102	V

* - indicates frequency in CFR47 Pt 15 / IC RSS-Restricted Band
PK-U - U-NII: Maximum Peak
ADR - U-NII AD primary method, RMS average

UL VERIFICATION SERVICES INC.
47173 Benicia Street, Fremont, CA 94538; USA TEL:(510) 771-1000 FAX:(510) 661-0888
This report shall not be reproduced except in full, without the written approval of UL Verification Services Inc.

MID CHANNEL RESULTS

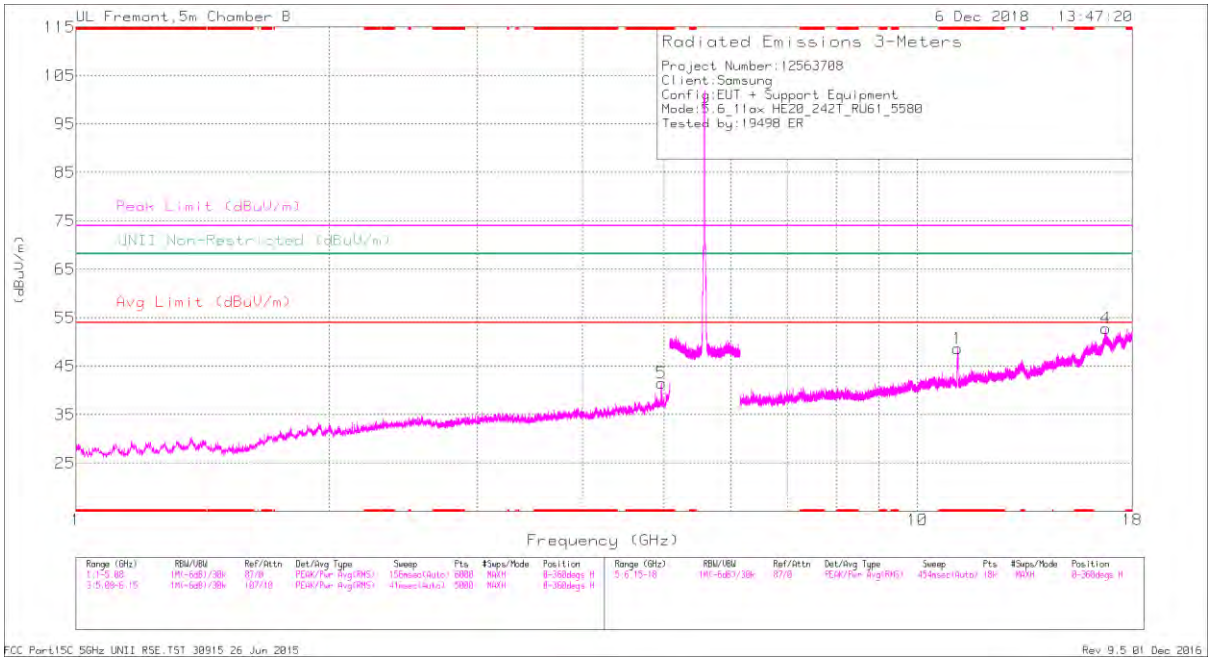

HORIZONTAL

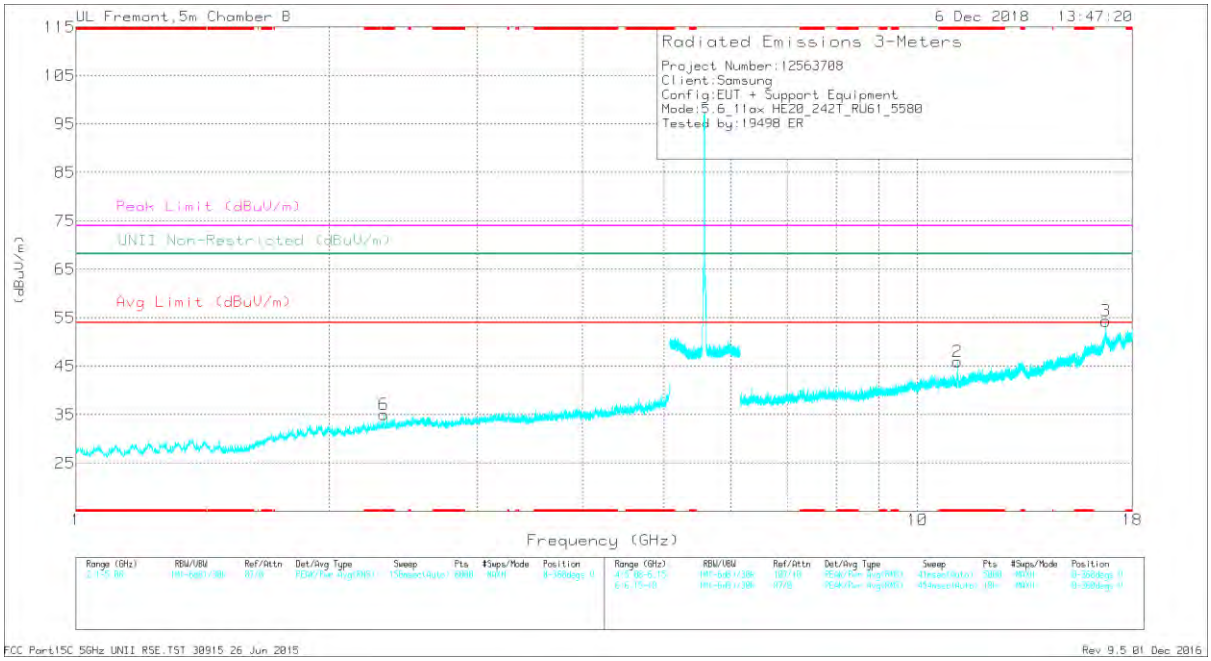

VERTICAL

UL VERIFICATION SERVICES INC.
47173 Benicia Street, Fremont, CA 94538; USA TEL:(510) 771-1000 FAX:(510) 661-0888
This report shall not be reproduced except in full, without the written approval of UL Verification Services Inc.

RADIATED EMISSIONS

Marker	Frequency (GHz)	Meter Reading (dBuV)	Det	AF T863 (dB/m)	Amp/Cbl/Fltr/Pad (dB)	DC Corr (dB)	Corrected Reading (dBuV/m)	Avg Limit (dBuV/m)	Margin (dB)	Peak Limit (dBuV/m)	PK Margin (dB)	UNII Non-Restricted (dBuV/m)	PK Margin (dB)	Azimuth (Degs)	Height (cm)	Polarity
5	* 4.959	38.26	PK-U	34.5	-28.8	0	43.96	-	-	74	-30.04	-	-	334	166	H
	* 4.96	27.21	ADR	34.5	-28.7	.67	33.68	54	-20.32	-	-	-	-	334	166	H
6	* 2.322	39.61	PK-U	32.1	-32	0	39.71	-	-	74	-34.29	-	-	280	104	V
	* 2.323	28.25	ADR	32.1	-32	.67	29.02	54	-24.98	-	-	-	-	280	104	V
1	* 11.161	39.95	PK-U	37.9	-22.8	0	55.05	-	-	74	-18.95	-	-	161	261	H
	* 11.161	27.92	ADR	37.9	-22.8	.67	43.69	54	-10.31	-	-	-	-	161	261	H
2	* 11.158	37.51	PK-U	37.9	-22.9	0	52.51	-	-	74	-21.49	-	-	67	104	V
	* 11.161	25.46	ADR	37.9	-22.8	.67	41.23	54	-12.77	-	-	-	-	67	104	V
3	16.732	36.24	PK-U	44.4	-18.1	0	62.54	-	-	-	-	68.2	-5.66	176	103	V
4	16.742	32.17	PK-U	44.4	-18.3	0	58.27	-	-	-	-	68.2	-9.93	210	121	H

* - indicates frequency in CFR47 Pt 15 / IC RSS-Restricted Band
PK-U - U-NII: Maximum Peak
ADR - U-NII AD primary method, RMS average

UL VERIFICATION SERVICES INC.
47173 Benicia Street, Fremont, CA 94538; USA TEL:(510) 771-1000 FAX:(510) 661-0888
This report shall not be reproduced except in full, without the written approval of UL Verification Services Inc.