HIGH CHANNEL RESULTS

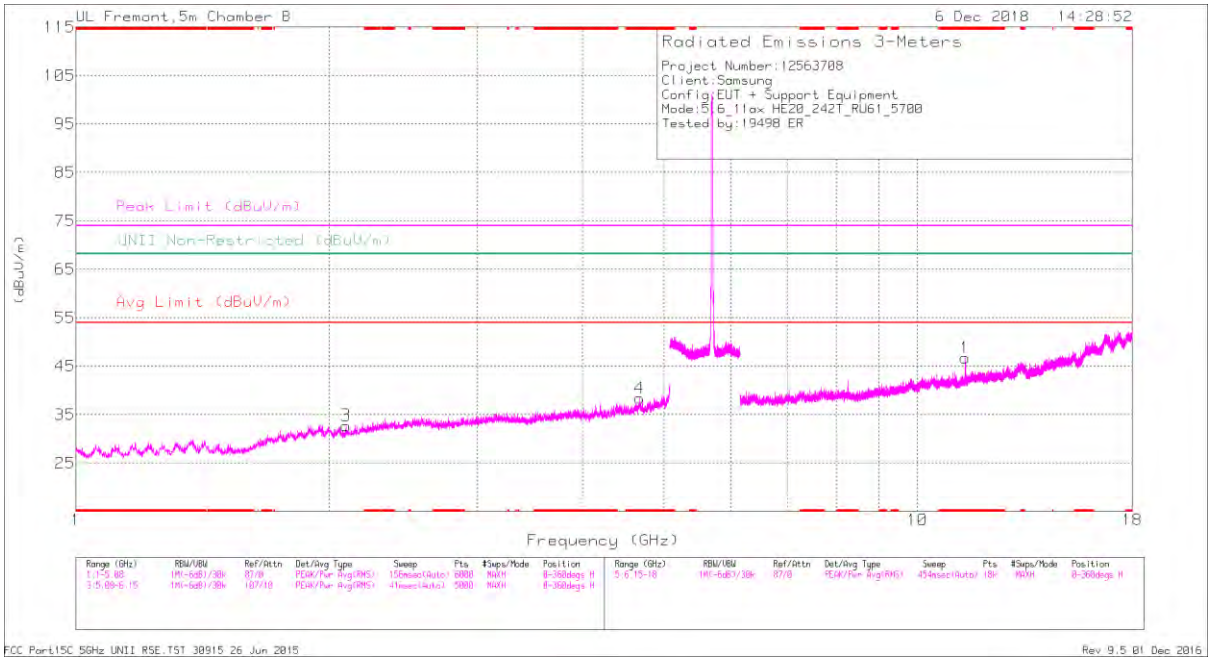

HORIZONTAL

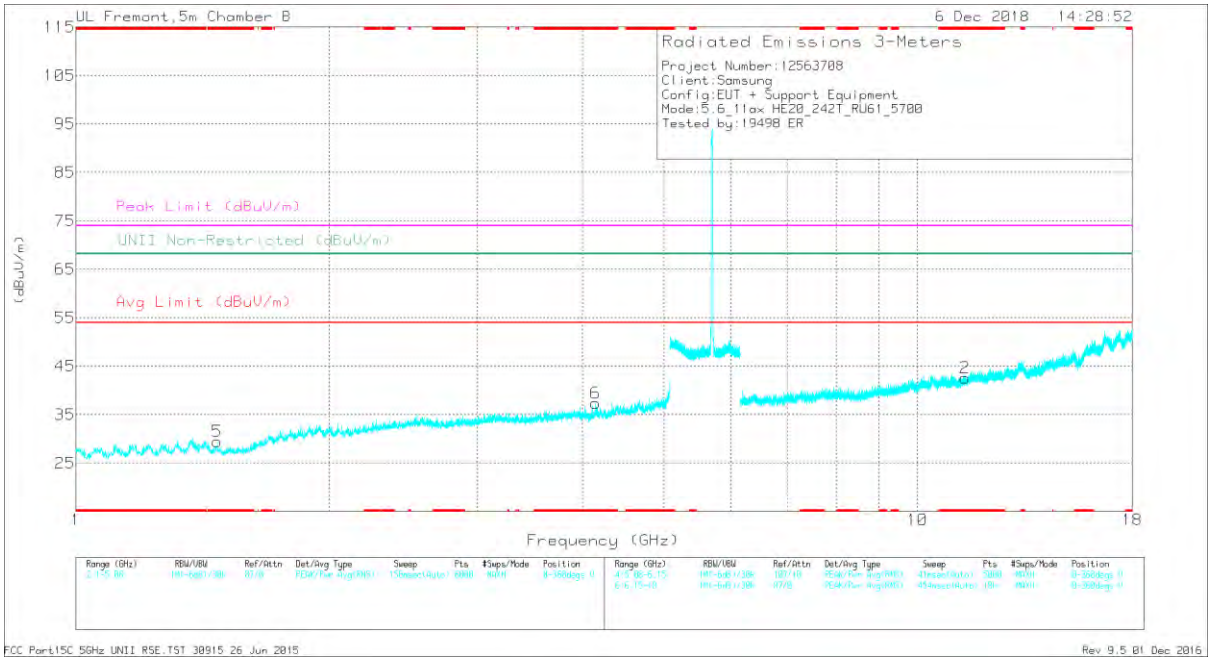

VERTICAL

UL VERIFICATION SERVICES INC.
47173 Benicia Street, Fremont, CA 94538; USA TEL:(510) 771-1000 FAX:(510) 661-0888
This report shall not be reproduced except in full, without the written approval of UL Verification Services Inc.

RADIATED EMISSIONS

Marker	Frequency (GHz)	Meter Reading (dBuV)	Det	AF T863 (dB/m)	Amp/Cbl/Fltr/Pad (dB)	DC Corr (dB)	Corrected Reading (dBuV/m)	Avg Limit (dBuV/m)	Margin (dB)	Peak Limit (dBuV/m)	PK Margin (dB)	UNII Non-Restricted (dBuV/m)	PK Margin (dB)	Azimuth (Degs)	Height (cm)	Polarity
4	* 4.672	39.33	PK-U	34.1	-28.8	0	44.63	-	-	74	-29.37	-	-	287	277	H
	* 4.673	27.58	ADR	34.1	-28.8	.67	33.55	54	-20.45	-	-	-	-	287	277	H
6	* 4.146	38.93	PK-U	33.6	-29.3	0	43.23	-	-	74	-30.77	-	-	139	111	V
	* 4.147	27.33	ADR	33.6	-29.2	.67	32.4	54	-21.6	-	-	-	-	139	111	V
5	* 1.471	41.01	PK-U	28	-33.6	0	35.41	-	-	74	-38.59	-	-	207	169	V
	* 1.47	29.7	ADR	28	-33.6	.67	24.77	54	-29.23	-	-	-	-	207	169	V
1	* 11.395	36.41	PK-U	38.4	-22.7	0	52.11	-	-	74	-21.89	-	-	190	103	H
	* 11.401	25.04	ADR	38.4	-22.6	.67	41.51	54	-12.49	-	-	-	-	190	103	H
2	* 11.401	34.38	PK-U	38.4	-22.6	0	50.18	-	-	74	-23.82	-	-	60	126	V
	* 11.397	22.69	ADR	38.4	-22.6	.67	39.16	54	-14.84	-	-	-	-	60	126	V
3	2.095	41.46	PK-U	31.1	-32.9	0	39.66	-	-	-	-	68.2	-28.54	285	105	H

* - indicates frequency in CFR47 Pt 15 / IC RSS-Restricted Band
PK-U - U-NII: Maximum Peak
ADR - U-NII AD primary method, RMS average

UL VERIFICATION SERVICES INC.
47173 Benicia Street, Fremont, CA 94538; USA TEL:(510) 771-1000 FAX:(510) 661-0888
This report shall not be reproduced except in full, without the written approval of UL Verification Services Inc.

CHANNEL 144 RESULTS

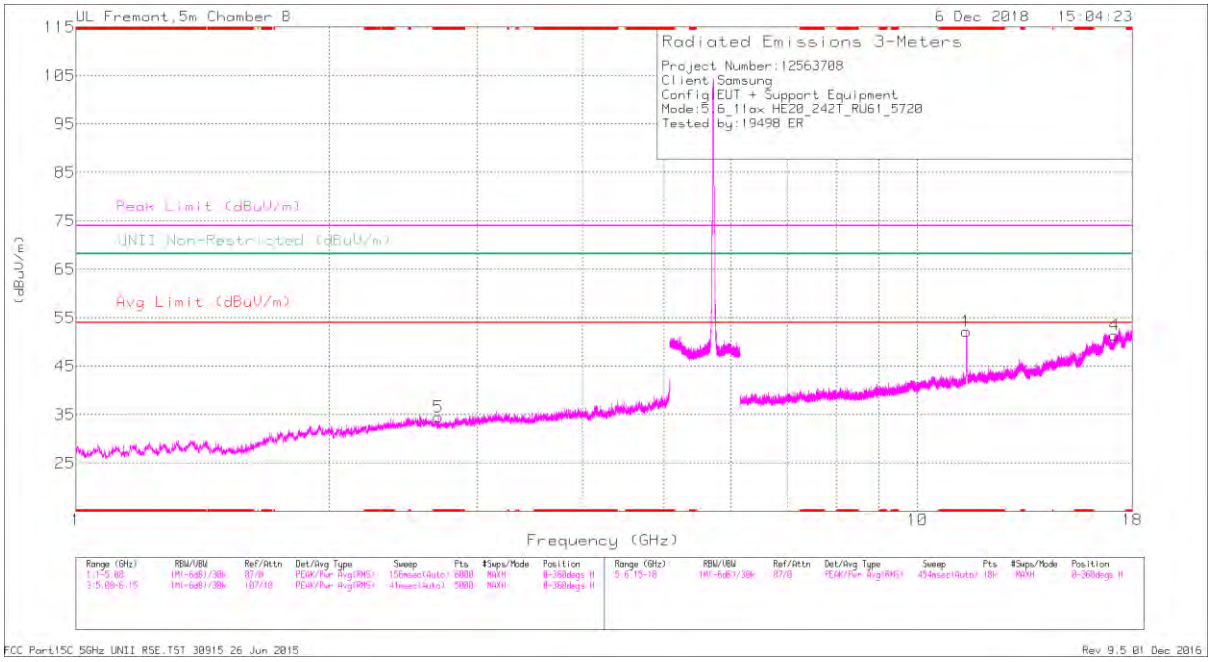

HORIZONTAL

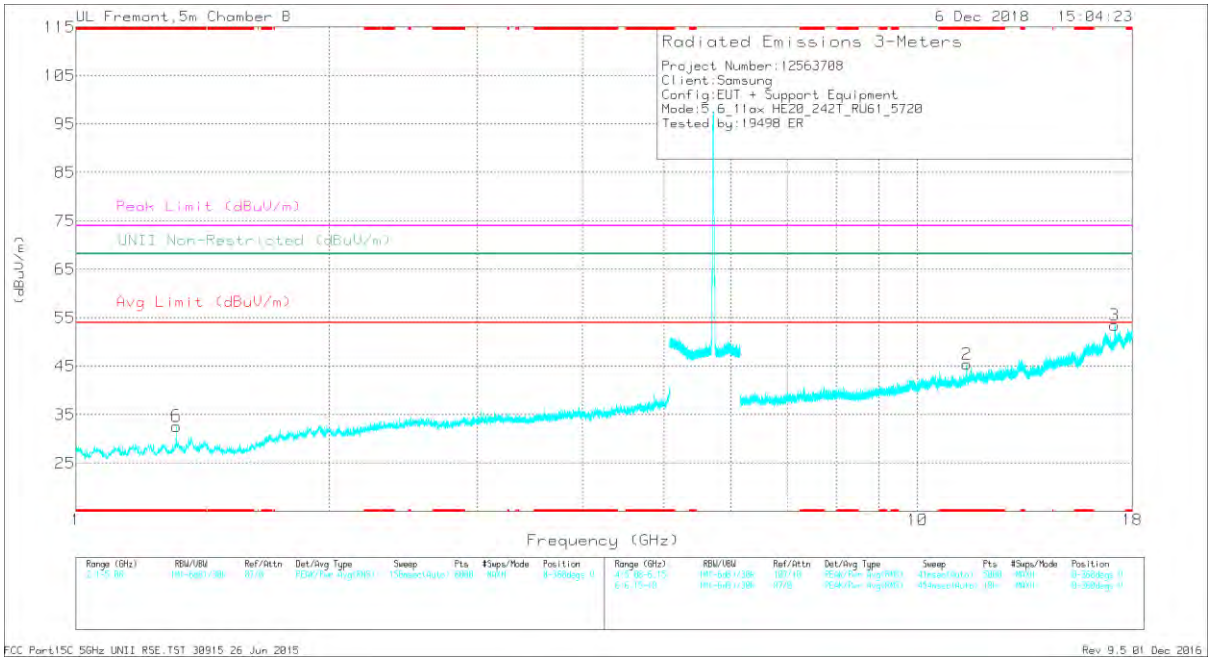

VERTICAL

UL VERIFICATION SERVICES INC.
47173 Benicia Street, Fremont, CA 94538; USA TEL:(510) 771-1000 FAX:(510) 661-0888
This report shall not be reproduced except in full, without the written approval of UL Verification Services Inc.

RADIATED EMISSIONS

Marker	Frequency (GHz)	Meter Reading (dBuV)	Det	AF T863 (dB/m)	Amp/Cbl/Fltr/Pad (dB)	DC Corr (dB)	Corrected Reading (dBuV/m)	Avg Limit (dBuV/m)	Margin (dB)	Peak Limit (dBuV/m)	PK Margin (dB)	UNII Non-Restricted (dBuV/m)	PK Margin (dB)	Azimuth (Degs)	Height (cm)	Polarity
5	* 2.698	40.33	PK-U	32.3	-31.9	0	40.73	-	-	74	-33.27	-	-	167	137	H
	* 2.698	28.23	ADR	32.3	-31.8	.67	29.40	54	-24.60	-	-	-	-	167	137	H
6	* 1.316	41.62	PK-U	28.4	-34	0	36.02	-	-	74	-37.98	-	-	248	190	V
	* 1.317	30.19	ADR	28.4	-34	.67	25.26	54	-28.74	-	-	-	-	248	190	V
1	* 11.442	41.97	PK-U	38.4	-22.6	0	57.77	-	-	74	-16.23	-	-	177	123	H
	* 11.439	28.71	ADR	38.4	-22.5	.67	45.28	54	-8.72	-	-	-	-	177	123	H
2	* 11.432	37.71	PK-U	38.4	-22.6	0	53.51	-	-	74	-20.49	-	-	71	140	V
	* 11.439	25.03	ADR	38.4	-22.5	.67	41.60	54	-12.40	-	-	-	-	71	140	V
3	17.163	35.67	PK-U	43.6	-18.6	0	60.67	-	-	-	-	68.2	-7.53	167	214	V
4	17.168	33.3	PK-U	43.6	-18.6	0	58.3	-	-	-	-	68.2	-9.9	187	113	H

* - indicates frequency in CFR47 Pt 15 / IC RSS-Restricted Band
PK-U - U-NII: Maximum Peak
ADR - U-NII AD primary method, RMS average

UL VERIFICATION SERVICES INC.
47173 Benicia Street, Fremont, CA 94538; USA TEL:(510) 771-1000 FAX:(510) 661-0888
This report shall not be reproduced except in full, without the written approval of UL Verification Services Inc.

2TX Antenna 1 + Antenna 2 OFDMA MODE – 106-Tones, RU Index 53

BANDEDGE (LOW CHANNEL)

HORIZONTAL RESULT

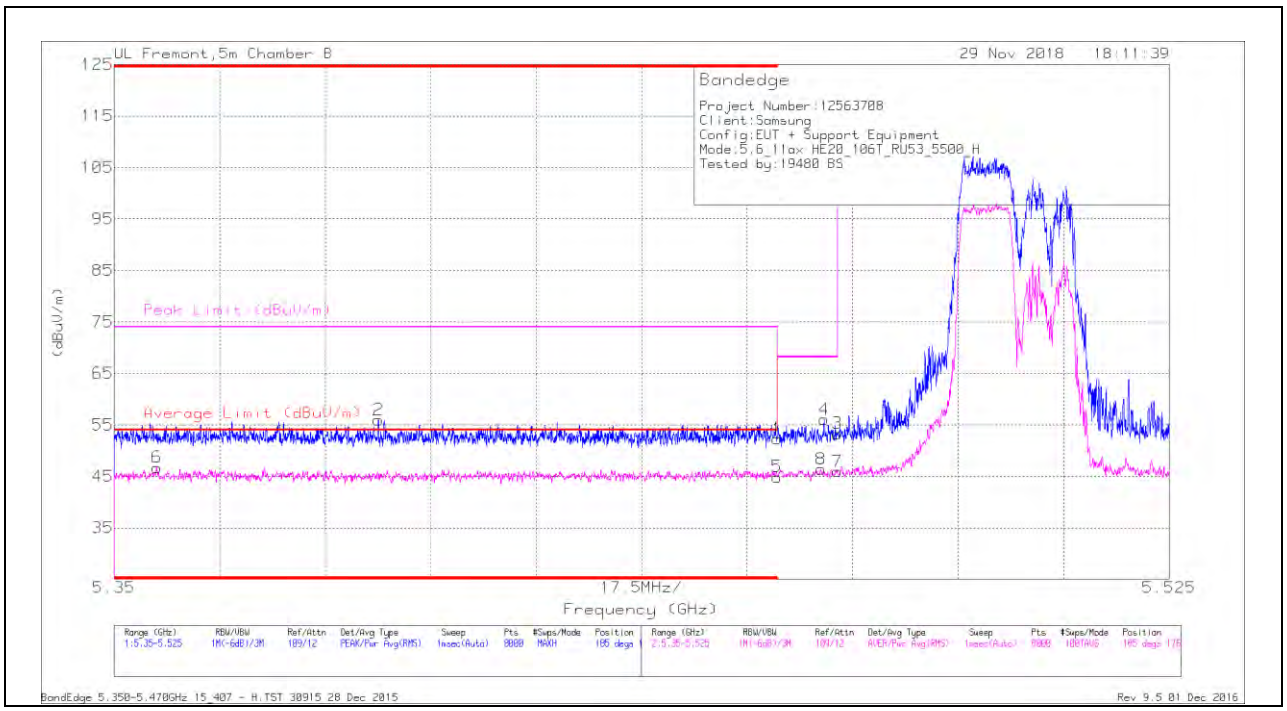

Trace Markers

Marker	Frequency (GHz)	Meter Reading (dBuV)	Det	AF T863 (dB/m)	Amp/Cbl/Fltr/Pad (dB)	DC Corr (dB)	Corrected Reading (dBuV/m)	Average Limit (dBuV/m)	Margin (dB)	Peak Limit (dBuV/m)	PK Margin (dB)	Azimuth (Degs)	Height (cm)	Polarity
1	* 5.46	35.1	Pk	35.3	-18.1	0	52.3	-	-	74	-21.7	185	176	H
2	* 5.394	38.96	Pk	35.1	-18.1	0	55.96	-	-	74	-18.04	185	176	H
5	* 5.46	27.38	RMS	35.3	-18.1	.33	44.91	54	-9.09	-	-	185	176	H
6	* 5.357	29.11	RMS	35	-17.7	.33	46.74	54	-7.26	-	-	185	176	H
8	5.467	28.98	RMS	35.3	-18.2	.33	46.41	-	-	-	-	185	176	H
4	5.468	38.86	Pk	35.3	-18.1	0	56.06	-	-	68.2	-12.14	185	176	H
3	5.47	36.22	Pk	35.3	-18.2	0	53.32	-	-	68.2	-14.88	185	176	H
7	5.47	28.52	RMS	35.3	-18.2	.33	45.95	-	-	-	-	185	176	H

* - indicates frequency in CFR47 Pt 15 / IC RSS-Restricted Band
Pk - Peak detector
RMS - RMS detection

UL VERIFICATION SERVICES INC.
47173 Benicia Street, Fremont, CA 94538; USA TEL:(510) 771-1000 FAX:(510) 661-0888
This report shall not be reproduced except in full, without the written approval of UL Verification Services Inc.

VERTICAL RESULT

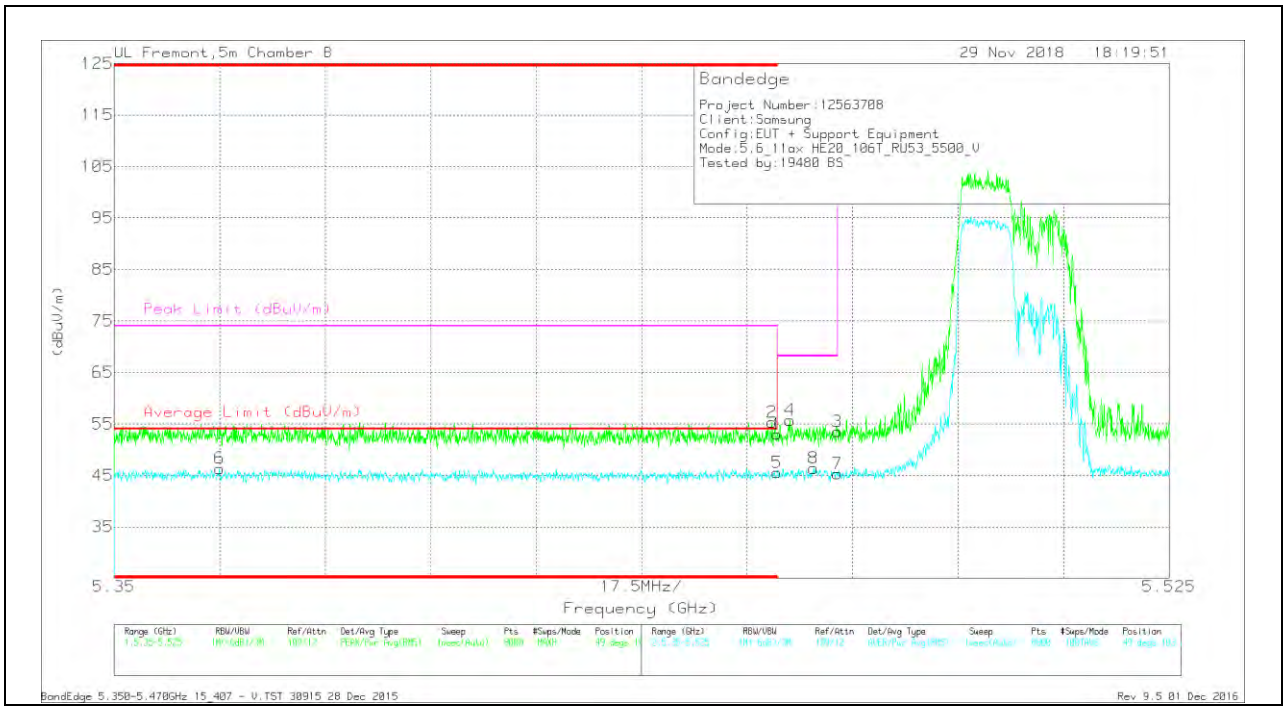

Trace Markers

Marker	Frequency (GHz)	Meter Reading (dBuV)	Det	AF T863 (dB/m)	Amp/Cbl/Fltr/Pad (dB)	DC Corr (dB)	Corrected Reading (dBuV/m)	Average Limit (dBuV/m)	Margin (dB)	Peak Limit (dBuV/m)	PK Margin (dB)	Azimuth (Degs)	Height (cm)	Polarity
1	* 5.46	35.78	Pk	35.3	-18.1	0	52.98	-	-	74	-21.02	49	103	V
2	* 5.459	38.12	Pk	35.3	-18.1	0	55.32	-	-	74	-18.68	49	103	V
5	* 5.46	28.02	RMS	35.3	-18.1	.33	45.55	54	-8.45	-	-	49	103	V
6	* 5.368	28.85	RMS	35.1	-17.9	.33	46.38	54	-7.62	-	-	49	103	V
4	5.462	38.42	Pk	35.3	-18	0	55.72	-	-	68.2	-12.48	49	103	V
8	5.466	28.76	RMS	35.3	-18	.33	46.39	-	-	-	-	49	103	V
3	5.47	36.4	Pk	35.3	-18.2	0	53.5	-	-	68.2	-14.7	49	103	V
7	5.47	27.89	RMS	35.3	-18.2	.33	45.32	-	-	-	-	49	103	V

* - indicates frequency in CFR47 Pt 15 / IC RSS-Restricted Band
Pk - Peak detector
RMS - RMS detection

UL VERIFICATION SERVICES INC.
47173 Benicia Street, Fremont, CA 94538; USA TEL:(510) 771-1000 FAX:(510) 661-0888
This report shall not be reproduced except in full, without the written approval of UL Verification Services Inc.

2TX Antenna 1 + Antenna 2 OFDMA MODE – 106-Tones, RU Index 54

BANDEDGE (HIGH CHANNEL)

HORIZONTAL RESULT

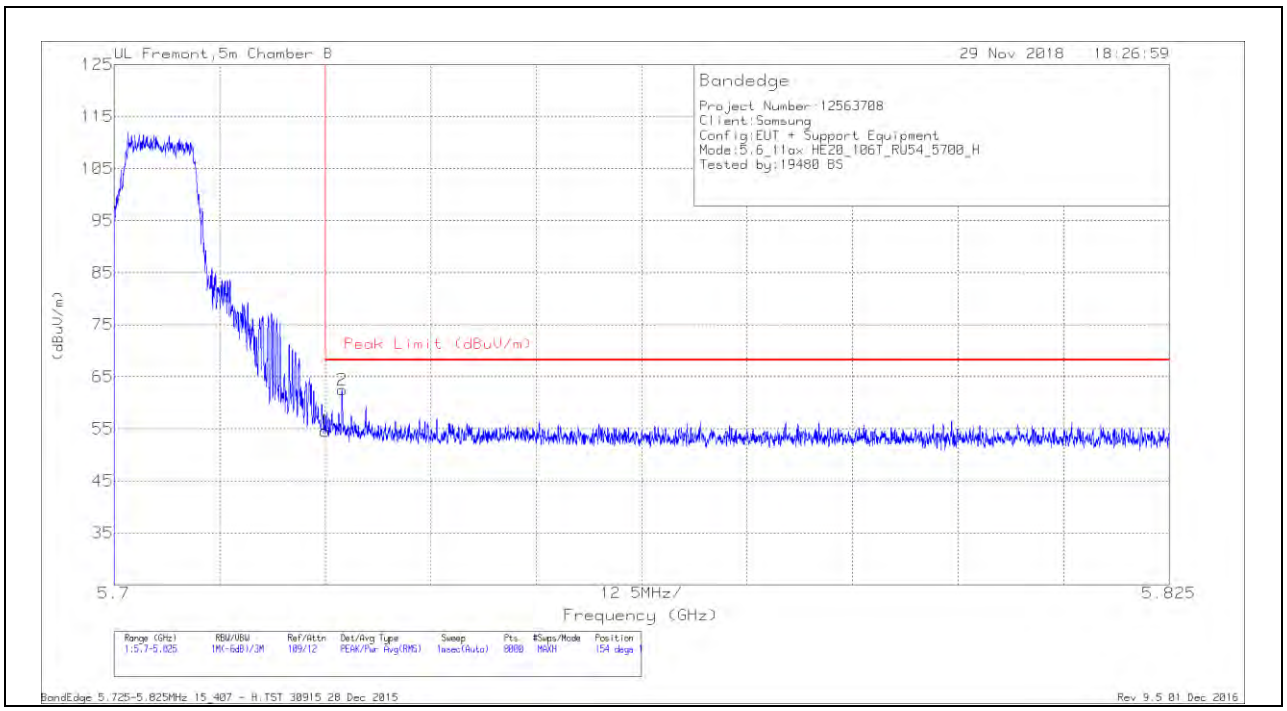

Trace Markers

Marker	Frequency (GHz)	Meter Reading (dBuV)	Det	AF T863 (dB/m)	Amp/Cbl/Fltr/Pad (dB)	DC Corr (dB)	Corrected Reading (dBuV/m)	Peak Limit (dBuV/m)	PK Margin (dB)	Azimuth (Degs)	Height (cm)	Polarity
1	5.725	37.99	Pk	35.5	-18.9	0	54.59	68.2	-13.61	154	134	H
2	5.727	45.66	Pk	35.5	-18.7	0	62.46	68.2	-5.74	154	134	H

Pk - Peak detector

UL VERIFICATION SERVICES INC.
47173 Benicia Street, Fremont, CA 94538; USA TEL:(510) 771-1000 FAX:(510) 661-0888
This report shall not be reproduced except in full, without the written approval of UL Verification Services Inc.

VERTICAL RESULT

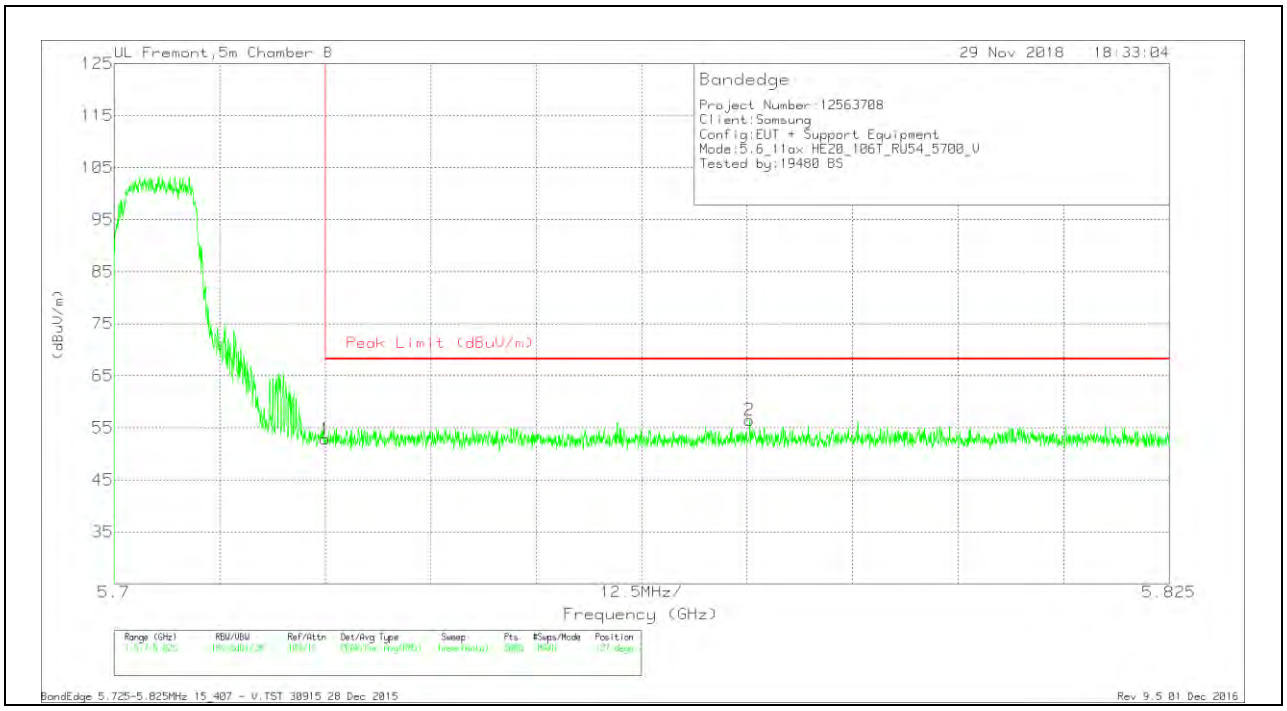

Trace Markers

Marker	Frequency (GHz)	Meter Reading (dBuV)	Det	AF T863 (dB/m)	Amp/Cbl/Fltr/Pad (dB)	DC Corr (dB)	Corrected Reading (dBuV/m)	Peak Limit (dBuV/m)	PK Margin (dB)	Azimuth (Degs)	Height (cm)	Polarity
1	5.725	36.21	Pk	35.5	-18.9	0	52.81	68.2	-15.39	127	251	V
2	5.775	39.77	Pk	35.5	-18.8	0	56.47	68.2	-11.73	127	251	V

Pk - Peak detector

UL VERIFICATION SERVICES INC.
47173 Benicia Street, Fremont, CA 94538; USA TEL:(510) 771-1000 FAX:(510) 661-0888
This report shall not be reproduced except in full, without the written approval of UL Verification Services Inc.

2TX Antenna 1 + Antenna 2 OFDMA MODE – 52-Tones, RU Index 37

BANDEDGE (LOW CHANNEL)

HORIZONTAL RESULT

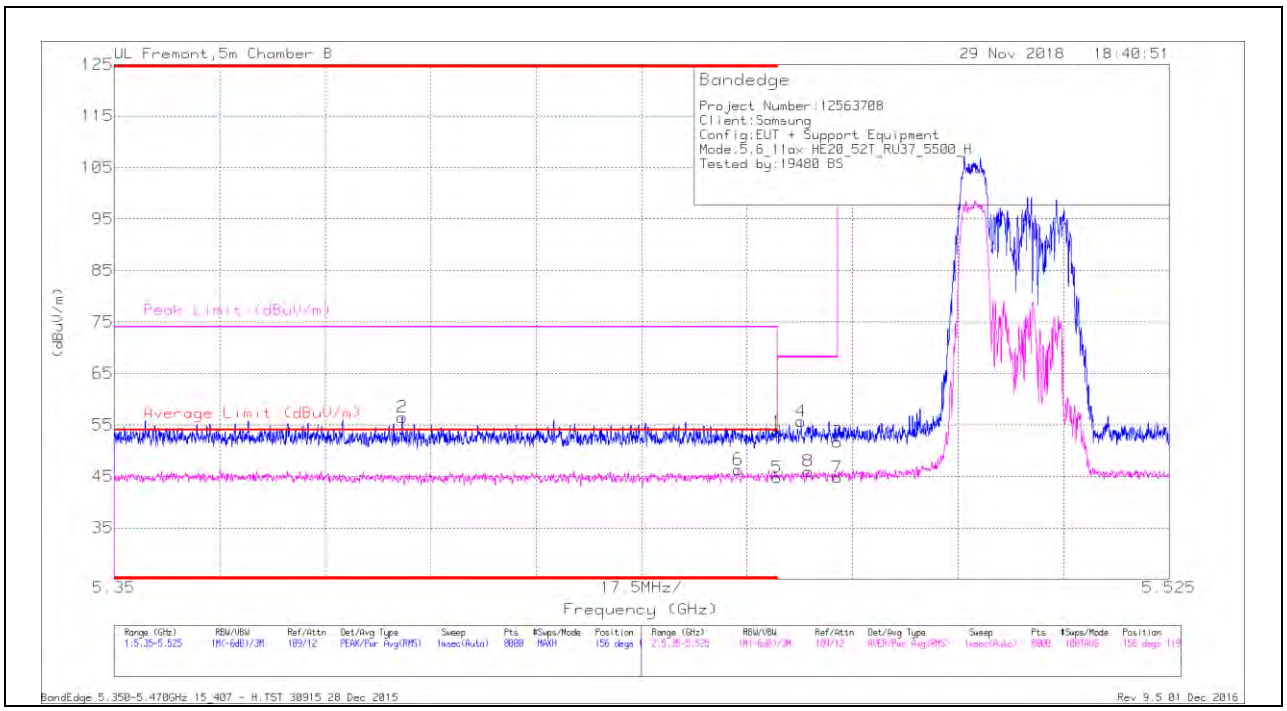

Trace Markers

Marker	Frequency (GHz)	Meter Reading (dBuV)	Det	AF T863 (dB/m)	Amp/Cbl/Fltr/Pad (dB)	DC Corr (dB)	Corrected Reading (dBuV/m)	Average Limit (dBuV/m)	Margin (dB)	Peak Limit (dBuV/m)	PK Margin (dB)	Azimuth (Degs)	Height (cm)	Polarity
1	* 5.46	36.42	Pk	35.3	-18.1	0	53.62	-	-	74	-20.38	156	119	H
2	* 5.398	39.5	Pk	35.1	-18.1	0	56.5	-	-	74	-17.5	156	119	H
5	* 5.46	27.5	RMS	35.3	-18.1	.17	44.87	54	-9.13	-	-	156	119	H
6	* 5.454	29.08	RMS	35.3	-18.2	.17	46.35	54	-7.65	-	-	156	119	H
4	5.464	38.29	Pk	35.3	-17.9	0	55.69	-	-	68.2	-12.51	156	119	H
8	5.465	28.75	RMS	35.3	-18.2	.17	46.02	-	-	-	-	156	119	H
3	5.47	34.57	Pk	35.3	-18.2	0	51.67	-	-	68.2	-16.53	156	119	H
7	5.47	27.58	RMS	35.3	-18.2	.17	44.85	-	-	-	-	156	119	H

* - indicates frequency in CFR47 Pt 15 / IC RSS-Restricted Band
Pk - Peak detector
RMS - RMS detection

UL VERIFICATION SERVICES INC.
47173 Benicia Street, Fremont, CA 94538; USA TEL:(510) 771-1000 FAX:(510) 661-0888
This report shall not be reproduced except in full, without the written approval of UL Verification Services Inc.

VERTICAL RESULT

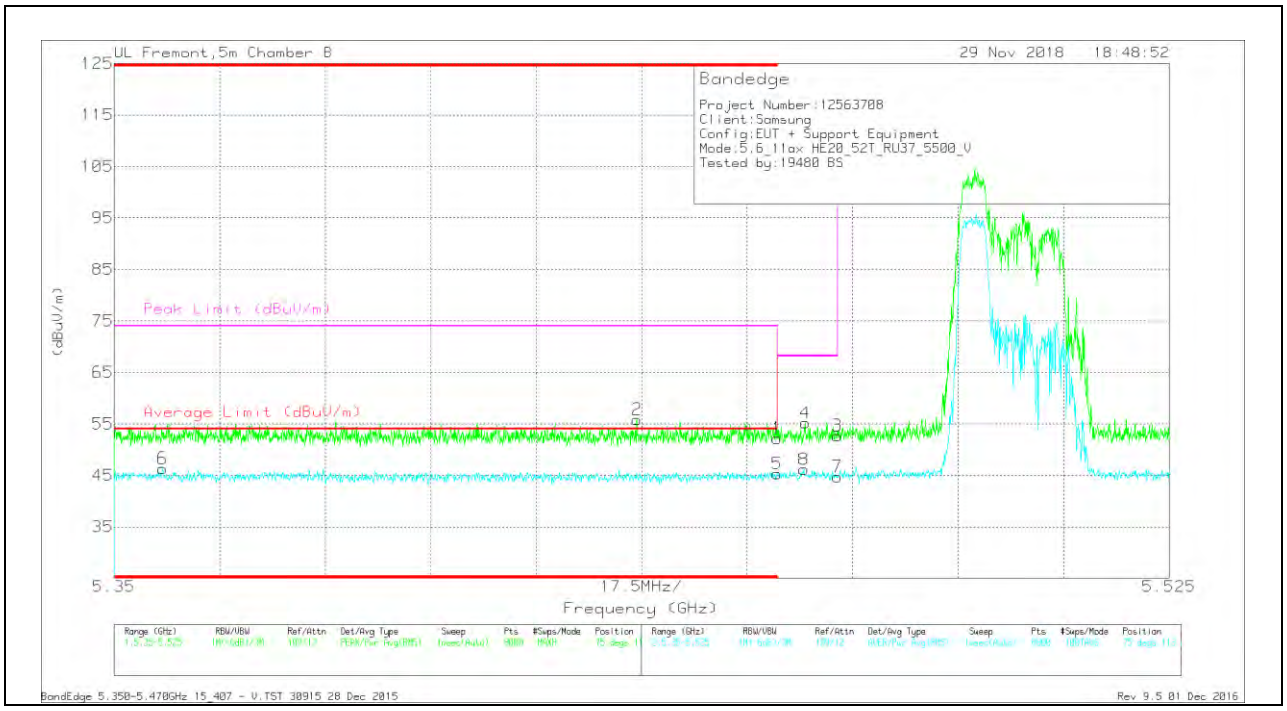

Trace Markers

Marker	Frequency (GHz)	Meter Reading (dBuV)	Det	AF T863 (dB/m)	Amp/Cbl/Fltr/Pad (dB)	DC Corr (dB)	Corrected Reading (dBuV/m)	Average Limit (dBuV/m)	Margin (dB)	Peak Limit (dBuV/m)	PK Margin (dB)	Azimuth (Degs)	Height (cm)	Polarity
1	* 5.46	35.01	Pk	35.3	-18.1	0	52.21	-	-	74	-21.79	75	113	V
2	* 5.437	38.84	Pk	35.2	-18.2	0	55.84	-	-	74	-18.16	75	113	V
5	* 5.46	27.99	RMS	35.3	-18.1	.17	45.36	54	-8.64	-	-	75	113	V
6	* 5.358	29.27	RMS	35	-18.1	.17	46.34	54	-7.66	-	-	75	113	V
8	5.464	28.7	RMS	35.3	-18	.17	46.17	-	-	-	-	75	113	V
4	5.465	38.02	Pk	35.3	-18.1	0	55.22	-	-	68.2	-12.98	75	113	V
3	5.47	35.6	Pk	35.3	-18.2	0	52.7	-	-	68.2	-15.5	75	113	V
7	5.47	27.48	RMS	35.3	-18.2	.17	44.75	-	-	-	-	75	113	V

* - indicates frequency in CFR47 Pt 15 / IC RSS-Restricted Band
Pk - Peak detector
RMS - RMS detection

UL VERIFICATION SERVICES INC.
47173 Benicia Street, Fremont, CA 94538; USA TEL:(510) 771-1000 FAX:(510) 661-0888
This report shall not be reproduced except in full, without the written approval of UL Verification Services Inc.

2TX Antenna 1 + Antenna 2 OFDMA MODE – 52-Tones, RU Index 40

BANDEDGE (HIGH CHANNEL)

HORIZONTAL RESULT

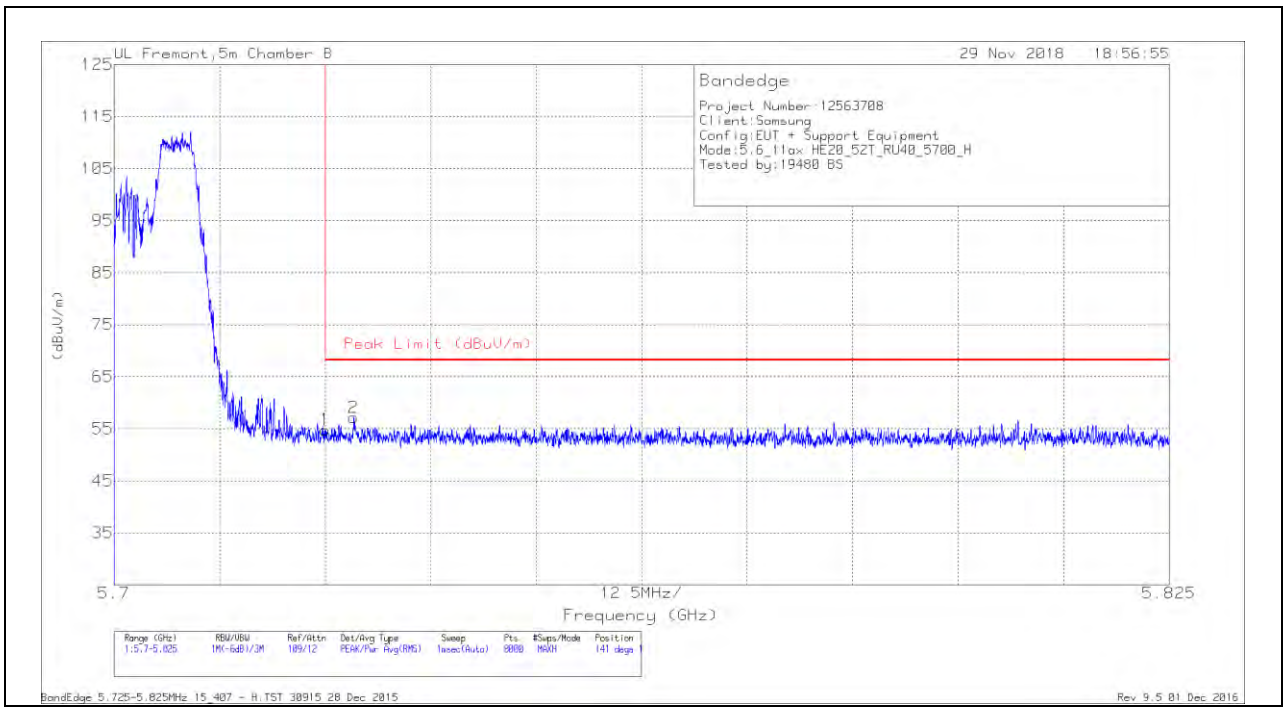

Trace Markers

Marker	Frequency (GHz)	Meter Reading (dBuV)	Det	AF T863 (dB/m)	Amp/Cbl/Fltr/Pad (dB)	DC Corr (dB)	Corrected Reading (dBuV/m)	Peak Limit (dBuV/m)	PK Margin (dB)	Azimuth (Degs)	Height (cm)	Polarity
1	5.725	38.21	Pk	35.5	-18.9	0	54.81	68.2	-13.39	141	111	H
2	5.728	40.38	Pk	35.5	-18.7	0	57.18	68.2	-11.02	141	111	H

Pk - Peak detector

UL VERIFICATION SERVICES INC.
47173 Benicia Street, Fremont, CA 94538; USA TEL:(510) 771-1000 FAX:(510) 661-0888
This report shall not be reproduced except in full, without the written approval of UL Verification Services Inc.

VERTICAL RESULT

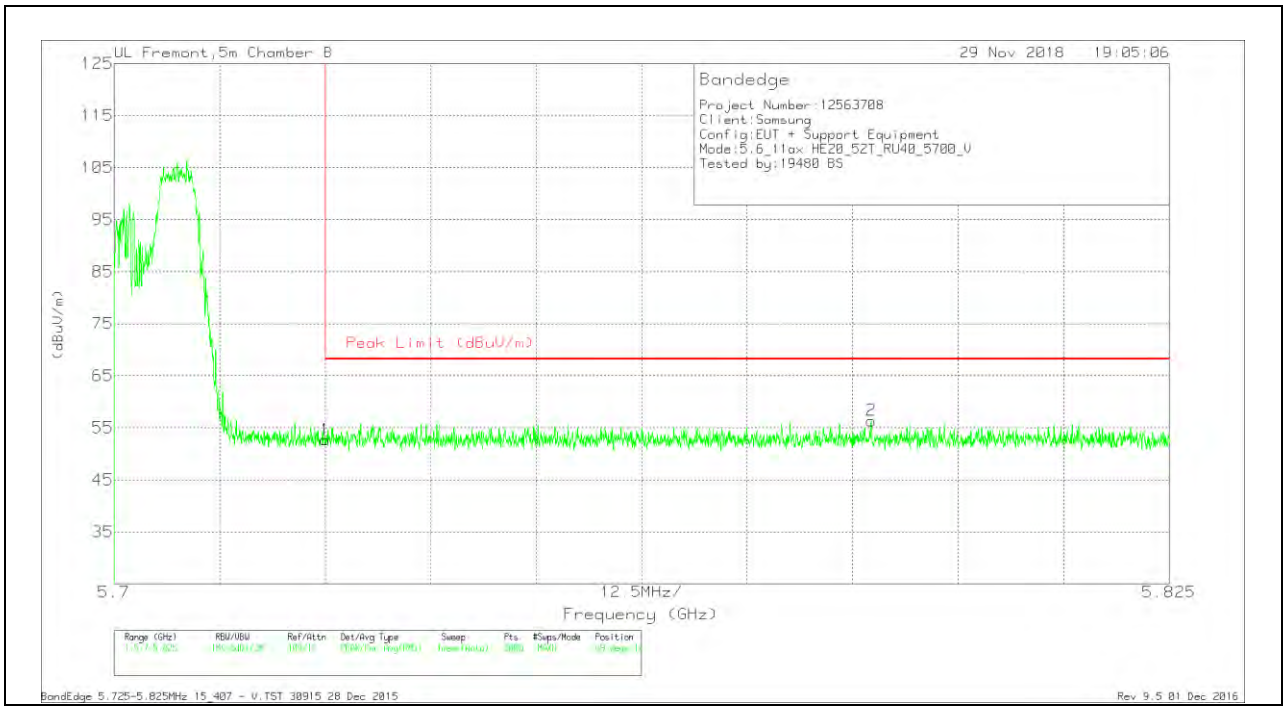

Trace Markers

Marker	Frequency (GHz)	Meter Reading (dBuV)	Det	AF T863 (dB/m)	Amp/Cbl/Fltr/Pad (dB)	DC Corr (dB)	Corrected Reading (dBuV/m)	Peak Limit (dBuV/m)	PK Margin (dB)	Azimuth (Degs)	Height (cm)	Polarity
1	5.725	36.09	Pk	35.5	-18.9	0	52.69	68.2	-15.51	69	108	V
2	5.79	39.59	Pk	35.5	-18.7	0	56.39	68.2	-11.81	69	108	V

Pk - Peak detector

UL VERIFICATION SERVICES INC.
47173 Benicia Street, Fremont, CA 94538; USA TEL:(510) 771-1000 FAX:(510) 661-0888
This report shall not be reproduced except in full, without the written approval of UL Verification Services Inc.

2TX Antenna 1 + Antenna 2 OFDMA MODE – 26-Tones, RU Index 0

BANDEDGE (LOW CHANNEL)

HORIZONTAL RESULT

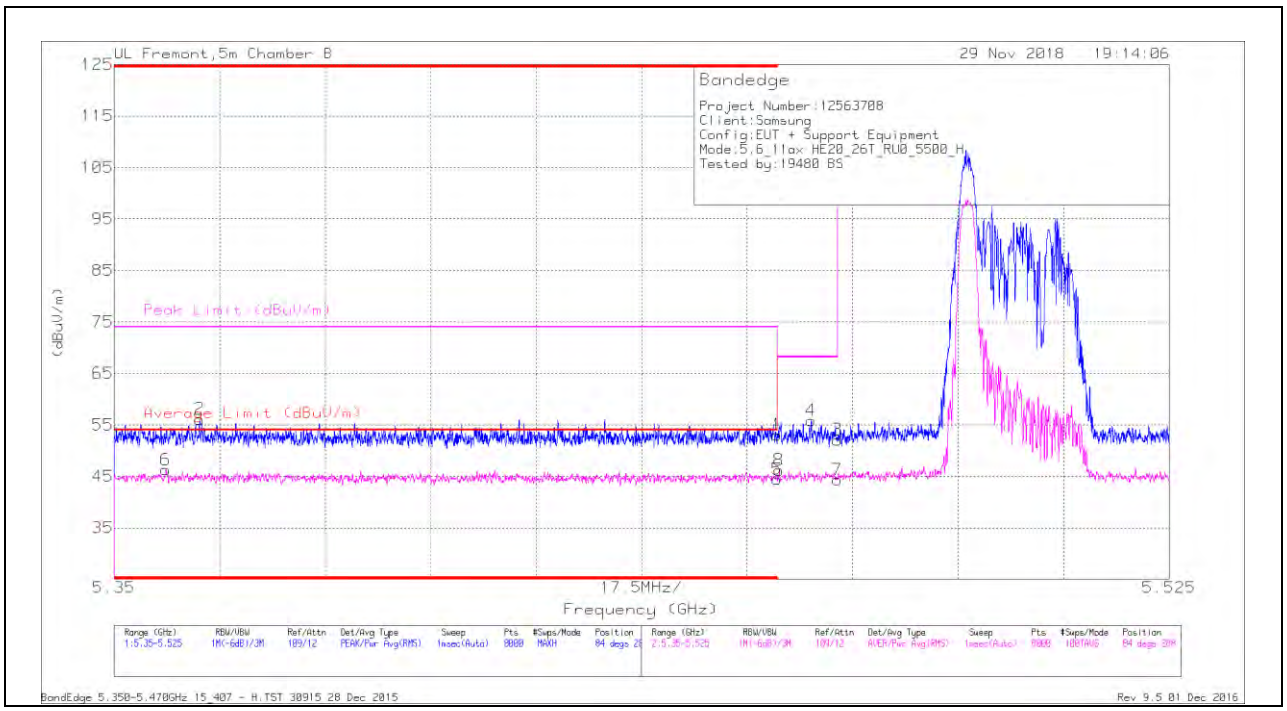

Trace Markers

Marker	Frequency (GHz)	Meter Reading (dBuV)	Det	AF T863 (dB/m)	Amp/Cbl/Fltr/Pad (dB)	DC Corr (dB)	Corrected Reading (dBuV/m)	Average Limit (dBuV/m)	Margin (dB)	Peak Limit (dBuV/m)	PK Margin (dB)	Azimuth (Degs)	Height (cm)	Polarity
1	* 5.46	35.87	Pk	35.3	-18.1	0	53.07	-	-	74	-20.93	84	288	H
2	* 5.364	38.72	Pk	35.1	-17.7	0	56.12	-	-	74	-17.88	84	288	H
5	* 5.46	27.24	RMS	35.3	-18.1	.12	44.56	54	-9.44	-	-	84	288	H
6	* 5.359	29.18	RMS	35	-17.9	.12	46.4	54	-7.6	-	-	84	288	H
8	5.46	29	RMS	35.3	-18.1	.12	46.32	-	-	-	-	84	288	H
4	5.466	38.64	Pk	35.3	-18.1	0	55.84	-	-	68.2	-12.36	84	288	H
3	5.47	34.98	Pk	35.3	-18.2	0	52.08	-	-	68.2	-16.12	84	288	H
7	5.47	27.25	RMS	35.3	-18.2	.12	44.47	-	-	-	-	84	288	H

* - indicates frequency in CFR47 Pt 15 / IC RSS-Restricted Band
Pk - Peak detector
RMS - RMS detection

UL VERIFICATION SERVICES INC.
47173 Benicia Street, Fremont, CA 94538; USA TEL:(510) 771-1000 FAX:(510) 661-0888
This report shall not be reproduced except in full, without the written approval of UL Verification Services Inc.

VERTICAL RESULT

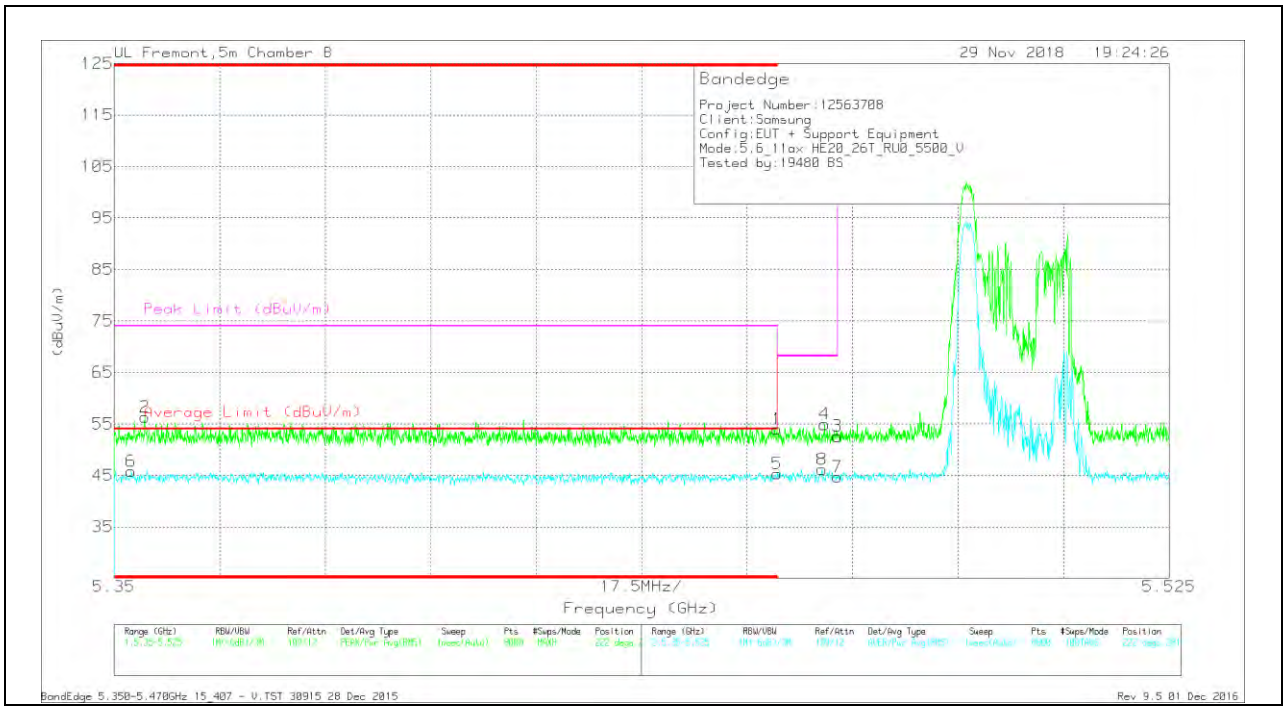

Trace Markers

Marker	Frequency (GHz)	Meter Reading (dBuV)	Det	AF T863 (dB/m)	Amp/Cbl/Fltr/Pad (dB)	DC Corr (dB)	Corrected Reading (dBuV/m)	Average Limit (dBuV/m)	Margin (dB)	Peak Limit (dBuV/m)	PK Margin (dB)	Azimuth (Degs)	Height (cm)	Polarity
6	* 5.353	28.51	RMS	35	-17.7	.12	45.93	54	-8.07	-	-	222	281	V
2	* 5.355	39.01	Pk	35	-17.7	0	56.31	-	-	74	-17.69	222	281	V
1	* 5.46	36.79	Pk	35.3	-18.1	0	53.99	-	-	74	-20.01	222	281	V
5	* 5.46	28.1	RMS	35.3	-18.1	.12	45.42	54	-8.58	-	-	222	281	V
8	5.467	29.08	RMS	35.3	-18.2	.12	46.3	-	-	-	-	222	281	V
4	5.468	37.72	Pk	35.3	-18.1	0	54.92	-	-	68.2	-13.28	222	281	V
3	5.47	35.5	Pk	35.3	-18.2	0	52.6	-	-	68.2	-15.6	222	281	V
7	5.47	27.59	RMS	35.3	-18.2	.12	44.81	-	-	-	-	222	281	V

* - indicates frequency in CFR47 Pt 15 / IC RSS-Restricted Band
Pk - Peak detector
RMS - RMS detection

UL VERIFICATION SERVICES INC.
47173 Benicia Street, Fremont, CA 94538; USA TEL:(510) 771-1000 FAX:(510) 661-0888
This report shall not be reproduced except in full, without the written approval of UL Verification Services Inc.

2TX Antenna 1 + Antenna 2 OFDMA MODE – 26-Tones, RU Index 8

BANDEDGE (HIGH CHANNEL)

HORIZONTAL RESULT

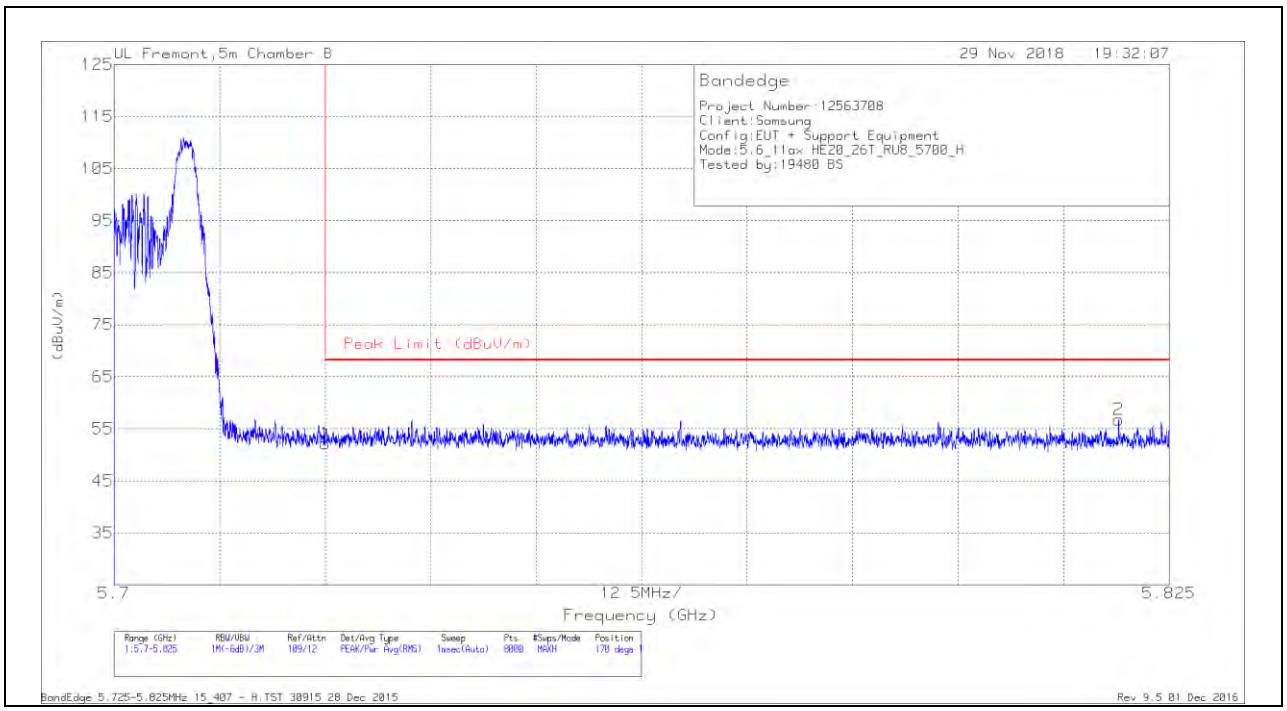

Trace Markers

Marker	Frequency (GHz)	Meter Reading (dBuV)	Det	AF T863 (dB/m)	Amp/Cbl/Fltr/Pad (dB)	Corrected Reading (dBuV/m)	Peak Limit (dBuV/m)	PK Margin (dB)	Azimuth (Degs)	Height (cm)	Polarity
1	5.725	35.57	Pk	35.5	-18.9	52.17	68.2	-16.03	170	119	H
2	5.819	40.16	Pk	35.5	-18.9	56.76	68.2	-11.44	170	119	H

Pk - Peak detector

UL VERIFICATION SERVICES INC.
47173 Benicia Street, Fremont, CA 94538; USA TEL:(510) 771-1000 FAX:(510) 661-0888
This report shall not be reproduced except in full, without the written approval of UL Verification Services Inc.

VERTICAL RESULT

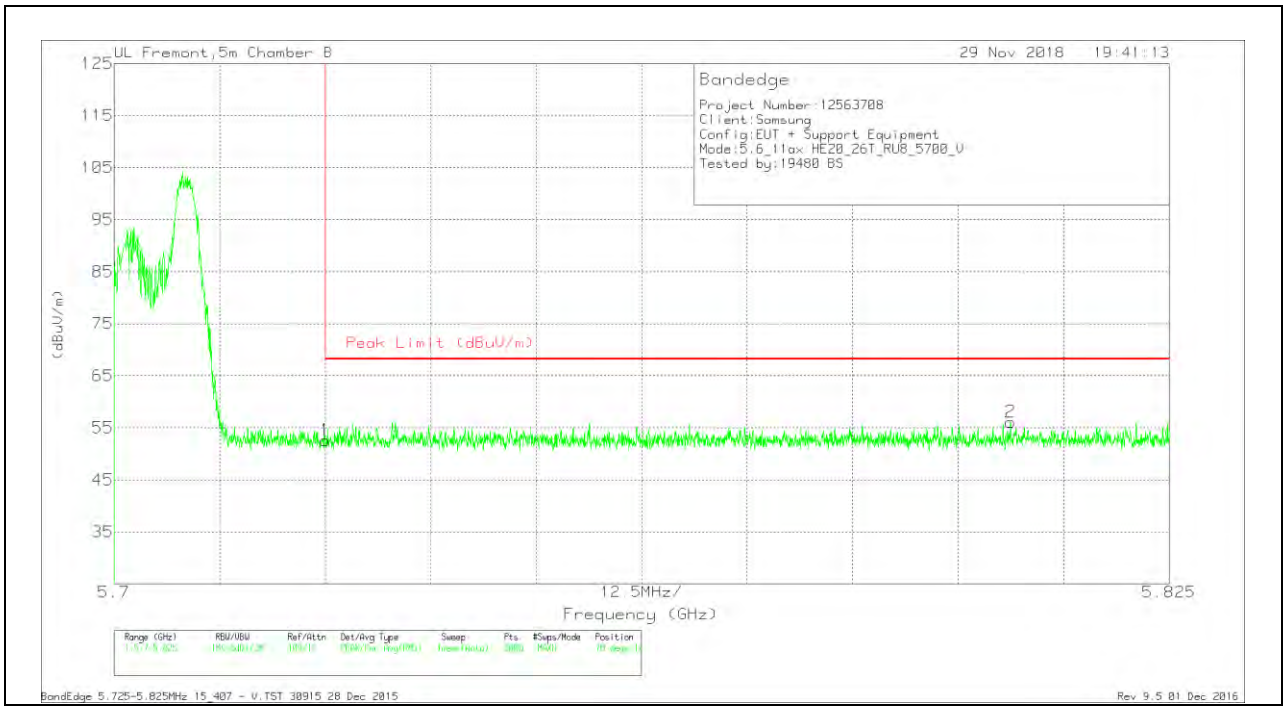

Trace Markers

Marker	Frequency (GHz)	Meter Reading (dBuV)	Det	AF T863 (dB/m)	Amp/Cbl/Fltr/Pad (dB)	Corrected Reading (dBuV/m)	Peak Limit (dBuV/m)	PK Margin (dB)	Azimuth (Degs)	Height (cm)	Polarity
1	5.725	36.03	Pk	35.5	-18.9	52.63	68.2	-15.57	78	103	V
2	5.806	39.23	Pk	35.5	-18.6	56.13	68.2	-12.07	78	103	V

* - indicates frequency in CFR47 Pt 15 / IC RSS-Restricted Band
Pk - Peak detector

UL VERIFICATION SERVICES INC.
47173 Benicia Street, Fremont, CA 94538; USA TEL:(510) 771-1000 FAX:(510) 661-0888
This report shall not be reproduced except in full, without the written approval of UL Verification Services Inc.

2TX Antenna 1 + Antenna 2 OFDMA MODE – 106-Tones, RU Index 54

HARMONICS AND SPURIOUS EMISSIONS

LOW CHANNEL RESULTS

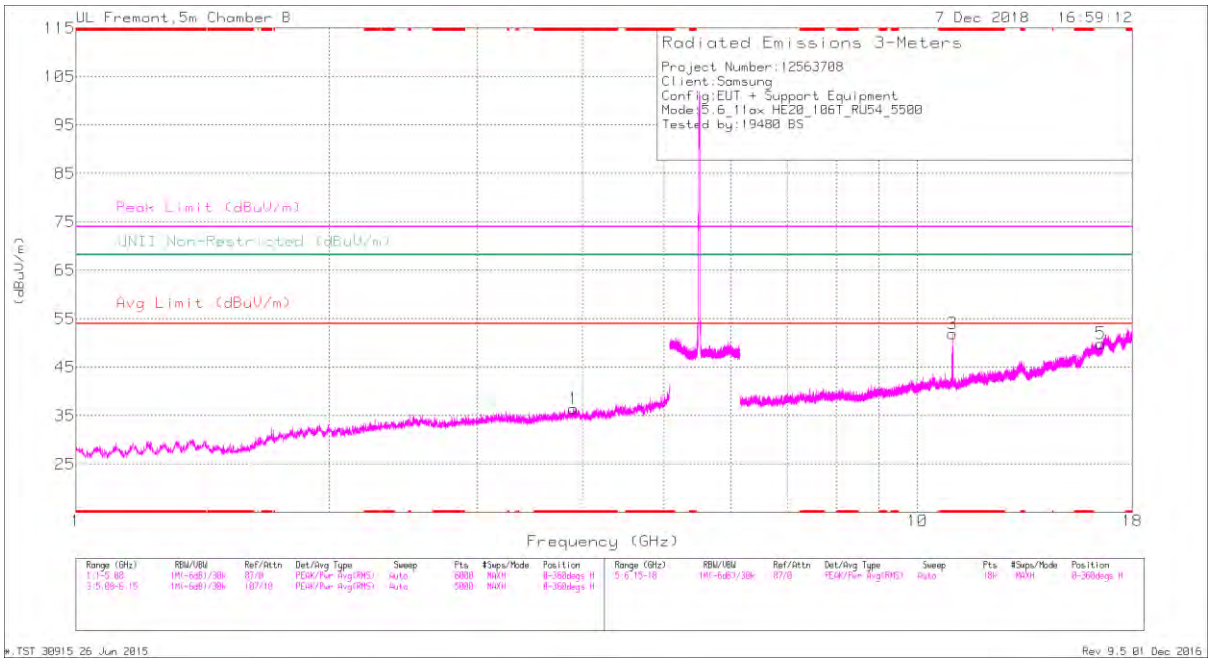

HORIZONTAL

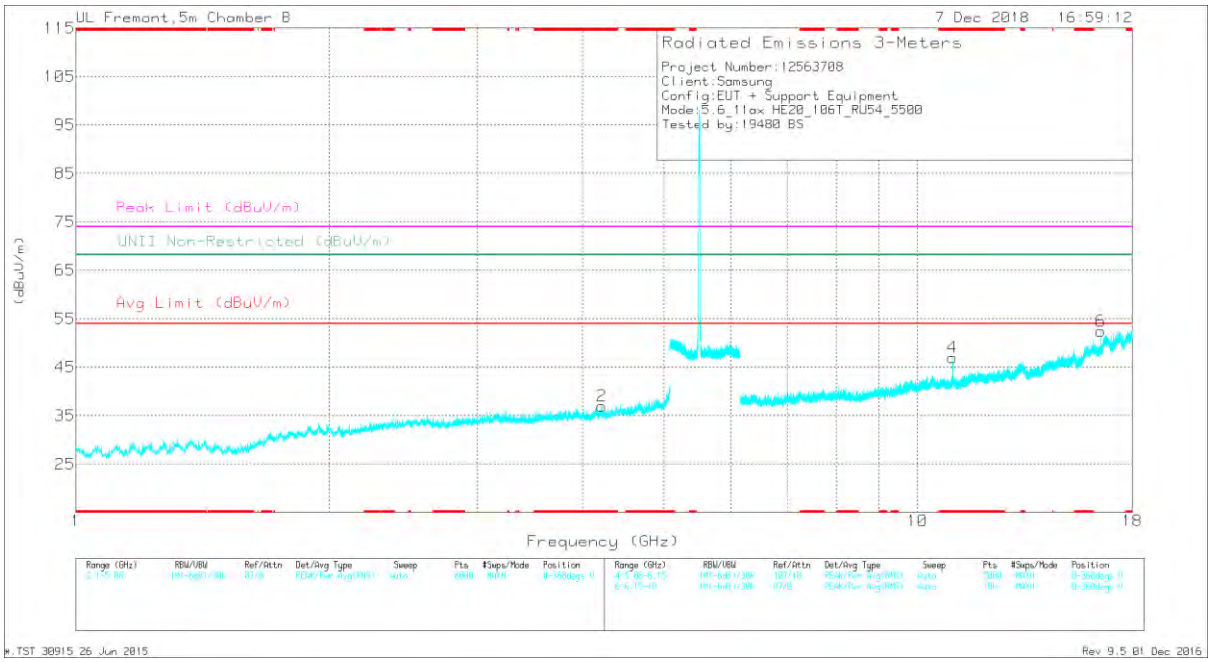

VERTICAL

UL VERIFICATION SERVICES INC.
47173 Benicia Street, Fremont, CA 94538; USA TEL:(510) 771-1000 FAX:(510) 661-0888
This report shall not be reproduced except in full, without the written approval of UL Verification Services Inc.

RADIATED EMISSIONS

Marker	Frequency (GHz)	Meter Reading (dBuV)	Det	AF T863 (dB/m)	Amp/Cbl/Fltr/Pad (dB)	DC Corr (dB)	Corrected Reading (dBuV/m)	Avg Limit (dBuV/m)	Margin (dB)	Peak Limit (dBuV/m)	PK Margin (dB)	UNII Non-Restricted (dBuV/m)	PK Margin (dB)	Azimuth (Degs)	Height (cm)	Polarity
1	* 3.905	39.3	PK-U	33.4	-30.2	0	42.5	-	-	74	-31.5	-	-	295	204	H
	* 3.904	27.68	ADR	33.4	-30.2	.33	31.21	54	-22.79	-	-	-	-	295	204	H
2	* 4.214	39.15	PK-U	33.6	-30	0	42.75	-	-	74	-31.25	-	-	128	247	V
	* 4.212	27.15	ADR	33.6	-29.9	.33	31.18	54	-22.82	-	-	-	-	128	247	V
3	* 11.01	41.31	PK-U	37.9	-21.6	0	57.61	-	-	74	-16.39	-	-	185	232	H
	* 11.011	30.03	ADR	37.9	-21.6	.33	46.66	54	-7.34	-	-	-	-	185	232	H
4	* 11.014	39.24	PK-U	37.9	-21.6	0	55.54	-	-	74	-18.46	-	-	66	108	V
	* 11.01	27.17	ADR	37.9	-21.6	.33	43.8	54	-10.2	-	-	-	-	66	108	V
5	16.513	31.78	PK-U	42.6	-18.5	0	55.88	-	-	-	-	68.2	-12.32	230	214	H
6	16.516	36.5	PK-U	42.6	-18.6	0	60.5	-	-	-	-	68.2	-7.7	177	377	V

* - indicates frequency in CFR47 Pt 15 / IC RSS-Restricted Band
PK-U - U-NII: Maximum Peak
ADR - U-NII AD primary method, RMS average

UL VERIFICATION SERVICES INC.
47173 Benicia Street, Fremont, CA 94538; USA TEL:(510) 771-1000 FAX:(510) 661-0888
This report shall not be reproduced except in full, without the written approval of UL Verification Services Inc.

MID CHANNEL RESULTS

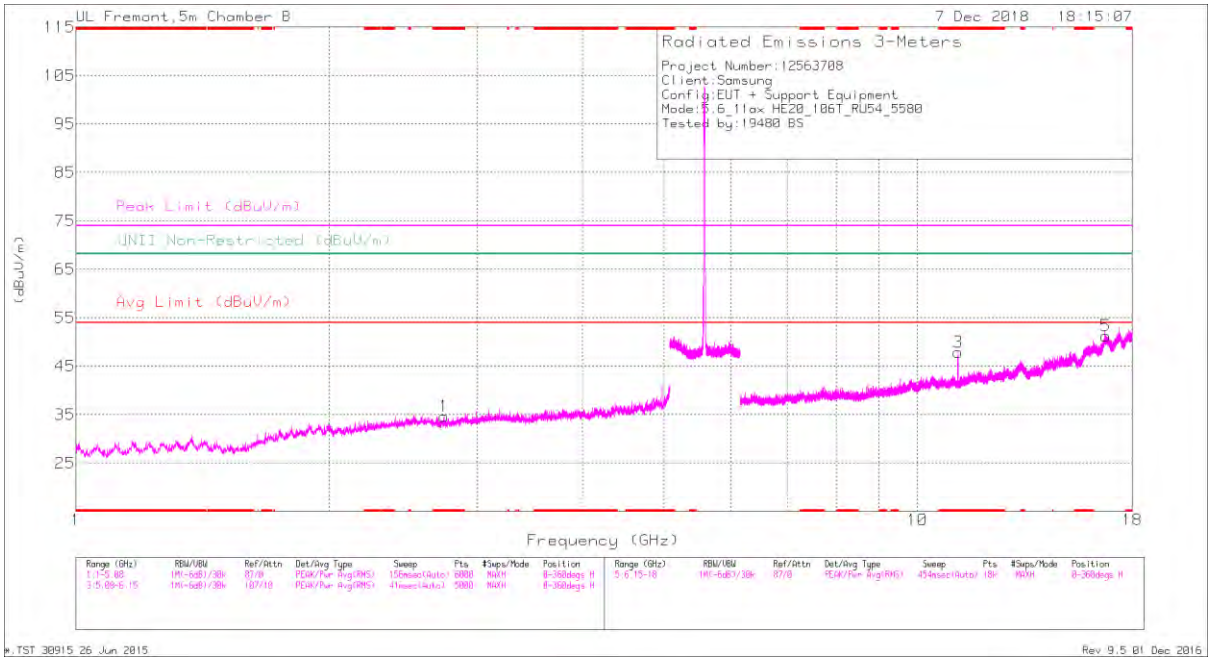

HORIZONTAL

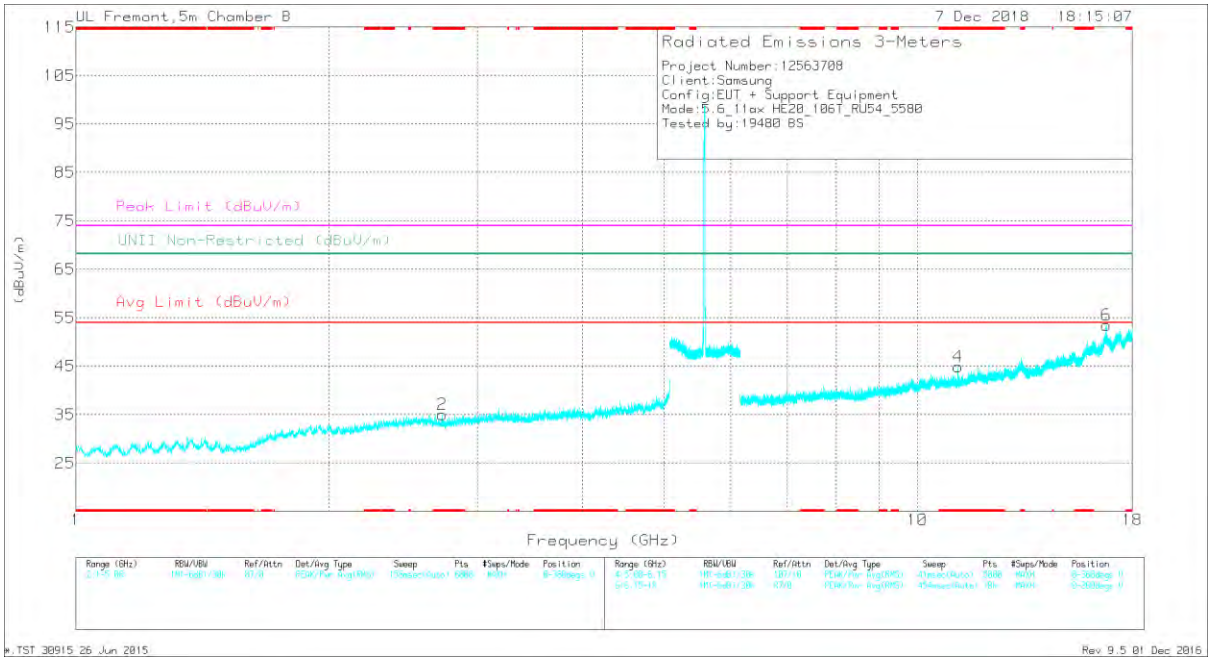

VERTICAL

UL VERIFICATION SERVICES INC.
47173 Benicia Street, Fremont, CA 94538; USA TEL:(510) 771-1000 FAX:(510) 661-0888
This report shall not be reproduced except in full, without the written approval of UL Verification Services Inc.

RADIATED EMISSIONS

Marker	Frequency (GHz)	Meter Reading (dBuV)	Det	AF T863 (dB/m)	Amp/Cbl/Fltr/Pad (dB)	DC Corr (dB)	Corrected Reading (dBuV/m)	Avg Limit (dBuV/m)	Margin (dB)	Peak Limit (dBuV/m)	PK Margin (dB)	UNII Non-Restricted (dBuV/m)	PK Margin (dB)	Azimuth (Degs)	Height (cm)	Polarity
1	* 2.734	40.46	PK-U	32.3	-32.2	0	40.56	-	-	74	-33.44	-	-	105	240	H
	* 2.735	28.47	ADR	32.3	-32.2	.33	28.9	54	-25.1	-	-	-	-	105	240	H
2	* 2.722	41.42	PK-U	32.3	-32.1	0	41.62	-	-	74	-32.38	-	-	119	304	V
	* 2.722	28.51	ADR	32.3	-32.1	.33	29.04	54	-24.96	-	-	-	-	119	304	V
3	* 11.171	40.48	PK-U	37.9	-22.8	0	55.58	-	-	74	-18.42	-	-	79	114	H
	* 11.171	28.99	ADR	37.9	-22.8	.33	44.42	54	-9.58	-	-	-	-	79	114	H
4	* 11.171	36.16	PK-U	37.9	-22.8	0	51.26	-	-	74	-22.74	-	-	76	134	V
	* 11.17	24.52	ADR	37.9	-22.8	.33	39.95	54	-14.05	-	-	-	-	76	134	V
5	16.756	31.43	PK-U	44.5	-18.3	0	57.63	-	-	-	-	68.2	-10.57	207	386	H
6	16.759	37.46	PK-U	44.5	-18.3	0	63.66	-	-	-	-	68.2	-4.54	190	117	V

* - indicates frequency in CFR47 Pt 15 / IC RSS-Restricted Band
PK-U - U-NII: Maximum Peak
ADR - U-NII AD primary method, RMS average

UL VERIFICATION SERVICES INC.
47173 Benicia Street, Fremont, CA 94538; USA TEL:(510) 771-1000 FAX:(510) 661-0888
This report shall not be reproduced except in full, without the written approval of UL Verification Services Inc.

HIGH CHANNEL RESULTS

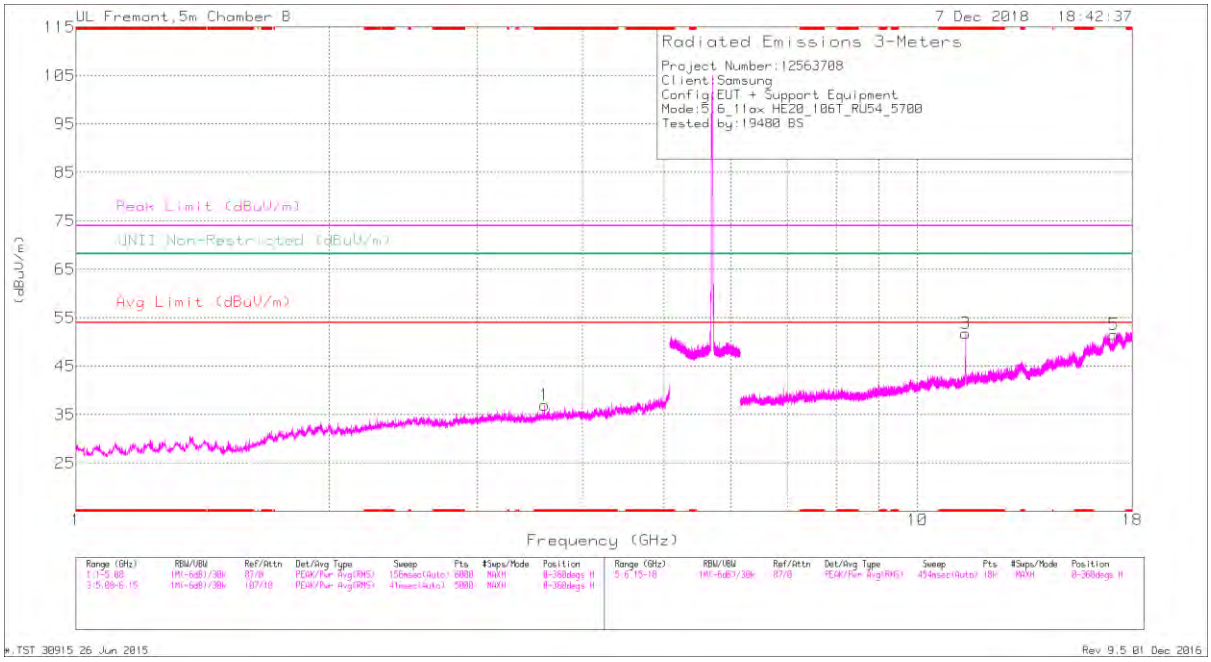

HORIZONTAL

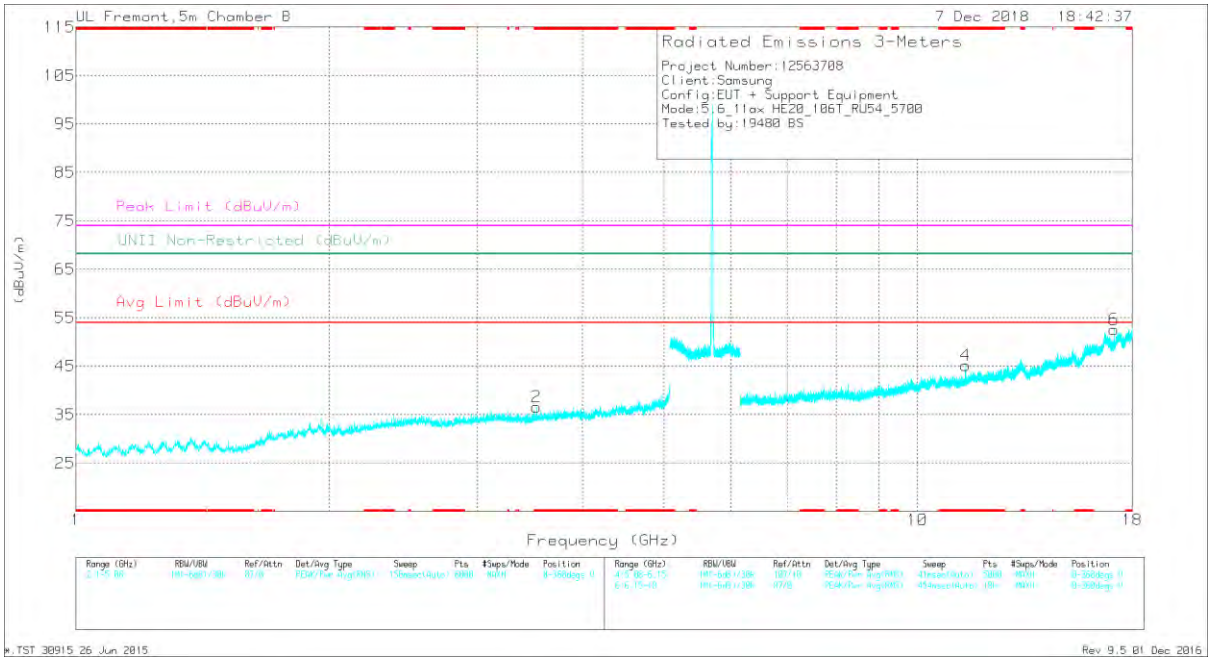

VERTICAL

UL VERIFICATION SERVICES INC.
47173 Benicia Street, Fremont, CA 94538; USA TEL:(510) 771-1000 FAX:(510) 661-0888
This report shall not be reproduced except in full, without the written approval of UL Verification Services Inc.

RADIATED EMISSIONS

Marker	Frequency (GHz)	Meter Reading (dBuV)	Det	AF T863 (dB/m)	Amp/Cbl/Fltr/Pad (dB)	DC Corr (dB)	Corrected Reading (dBuV/m)	Avg Limit (dBuV/m)	Margin (dB)	Peak Limit (dBuV/m)	PK Margin (dB)	UNII Non-Restricted (dBuV/m)	PK Margin (dB)	Azimuth (Degs)	Height (cm)	Polarity
1	* 3.603	40.85	PK-U	33.3	-31.2	0	42.95	-	-	74	-31.05	-	-	358	242	H
	* 3.602	28.33	ADR	33.3	-31.2	.33	30.76	54	-23.24	-	-	-	-	358	242	H
2	* 3.528	39.49	PK-U	33	-30.5	0	41.99	-	-	74	-32.01	-	-	84	356	V
	* 3.529	27.12	ADR	33	-30.5	.33	29.95	54	-24.05	-	-	-	-	84	356	V
3	* 11.407	43.55	PK-U	38.4	-22.6	0	59.35	-	-	74	-14.65	-	-	88	117	H
	* 11.411	28.03	ADR	38.4	-22.5	.33	44.26	54	-9.74	-	-	-	-	88	117	H
4	* 11.411	36.56	PK-U	38.4	-22.5	0	52.46	-	-	74	-21.54	-	-	173	223	V
	* 11.411	24.61	ADR	38.4	-22.5	.33	40.84	54	-13.16	-	-	-	-	173	223	V
5	17.118	31.86	PK-U	43.3	-18.6	0	56.56	-	-	-	-	68.2	-11.64	213	181	H
6	17.118	38.45	PK-U	43.3	-18.6	0	63.15	-	-	-	-	68.2	-5.05	182	202	V

* - indicates frequency in CFR47 Pt 15 / IC RSS-Restricted Band
PK-U - U-NII: Maximum Peak
ADR - U-NII AD primary method, RMS average

UL VERIFICATION SERVICES INC.
47173 Benicia Street, Fremont, CA 94538; USA TEL:(510) 771-1000 FAX:(510) 661-0888
This report shall not be reproduced except in full, without the written approval of UL Verification Services Inc.

CHANNEL 144 RESULTS

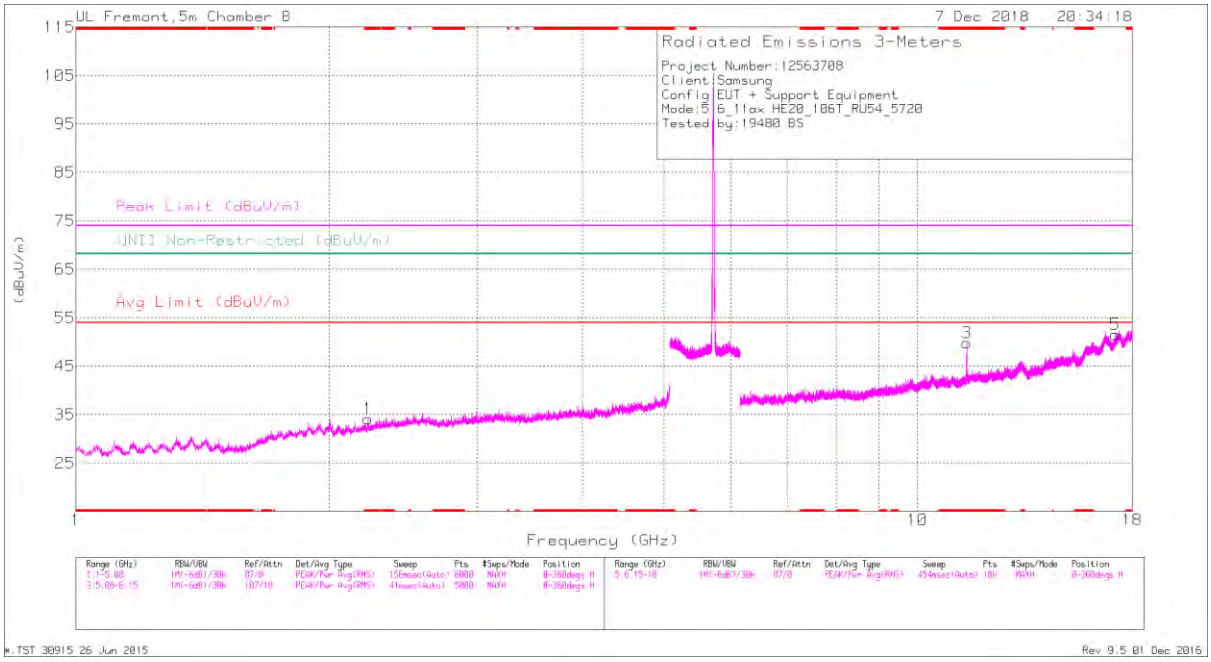

HORIZONTAL

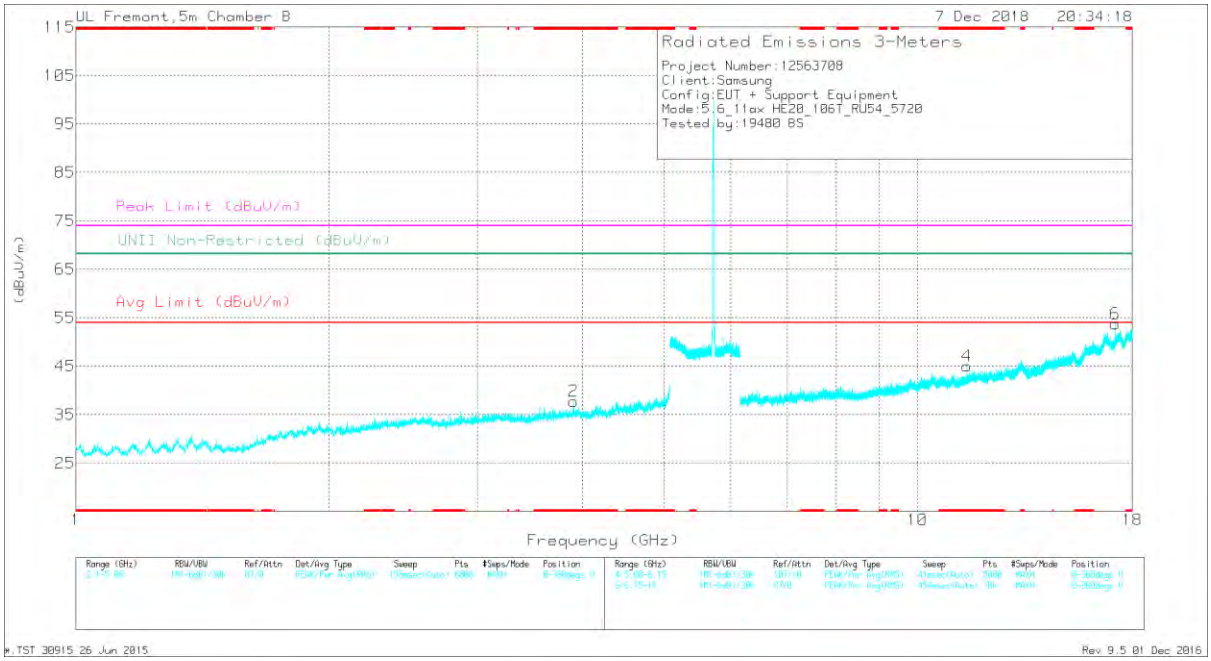

VERTICAL

UL VERIFICATION SERVICES INC.
47173 Benicia Street, Fremont, CA 94538; USA TEL:(510) 771-1000 FAX:(510) 661-0888
This report shall not be reproduced except in full, without the written approval of UL Verification Services Inc.

RADIATED EMISSIONS

Marker	Frequency (GHz)	Meter Reading (dBuV)	Det	AF T863 (dB/m)	Amp/Cbl/Fltr/Pad (dB)	DC Corr (dB)	Corrected Reading (dBuV/m)	Avg Limit (dBuV/m)	Margin (dB)	Peak Limit (dBuV/m)	PK Margin (dB)	UNII Non-Restricted (dBuV/m)	PK Margin (dB)	Azimuth (Degs)	Height (cm)	Polarity
1	* 2.225	40.24	PK-U	31.6	-32.2	0	39.64	-	-	74	-34.36	-	-	60	203	H
	* 2.226	28.37	ADR	31.6	-32.3	.33	28	54	-26	-	-	-	-	60	203	H
2	* 3.907	39.47	PK-U	33.4	-30.2	0	42.67	-	-	74	-31.33	-	-	73	330	V
	* 3.907	27.99	ADR	33.4	-30.2	.33	31.52	54	-22.48	-	-	-	-	73	330	V
3	* 11.451	44.54	PK-U	38.4	-22.6	0	60.34	-	-	74	-13.66	-	-	80	113	H
	* 11.451	29.79	ADR	38.4	-22.6	.33	45.92	54	-8.08	-	-	-	-	80	113	H
4	* 11.451	35.97	PK-U	38.4	-22.6	0	51.77	-	-	74	-22.23	-	-	185	109	V
	* 11.451	24.29	ADR	38.4	-22.6	.33	40.42	54	-13.58	-	-	-	-	185	109	V
5	17.175	35.47	PK-U	43.6	-18.6	0	60.47	-	-	-	-	68.2	-7.73	199	110	H
6	17.175	36.62	PK-U	43.6	-18.6	0	61.62	-	-	-	-	68.2	-6.58	170	223	V

* - indicates frequency in CFR47 Pt 15 / IC RSS-Restricted Band
PK-U - U-NII: Maximum Peak
ADR - U-NII AD primary method, RMS average

UL VERIFICATION SERVICES INC.
47173 Benicia Street, Fremont, CA 94538; USA TEL:(510) 771-1000 FAX:(510) 661-0888
This report shall not be reproduced except in full, without the written approval of UL Verification Services Inc.

10.1.20. TX ABOVE 1 GHz 802.11ax HE40 MODE IN THE 5.6 GHz BAND

2TX Antenna 1 + Antenna 2 OFDMA MODE – 484-Tones, RU Index 65

BANDEDGE (LOW CHANNEL)

HORIZONTAL RESULT

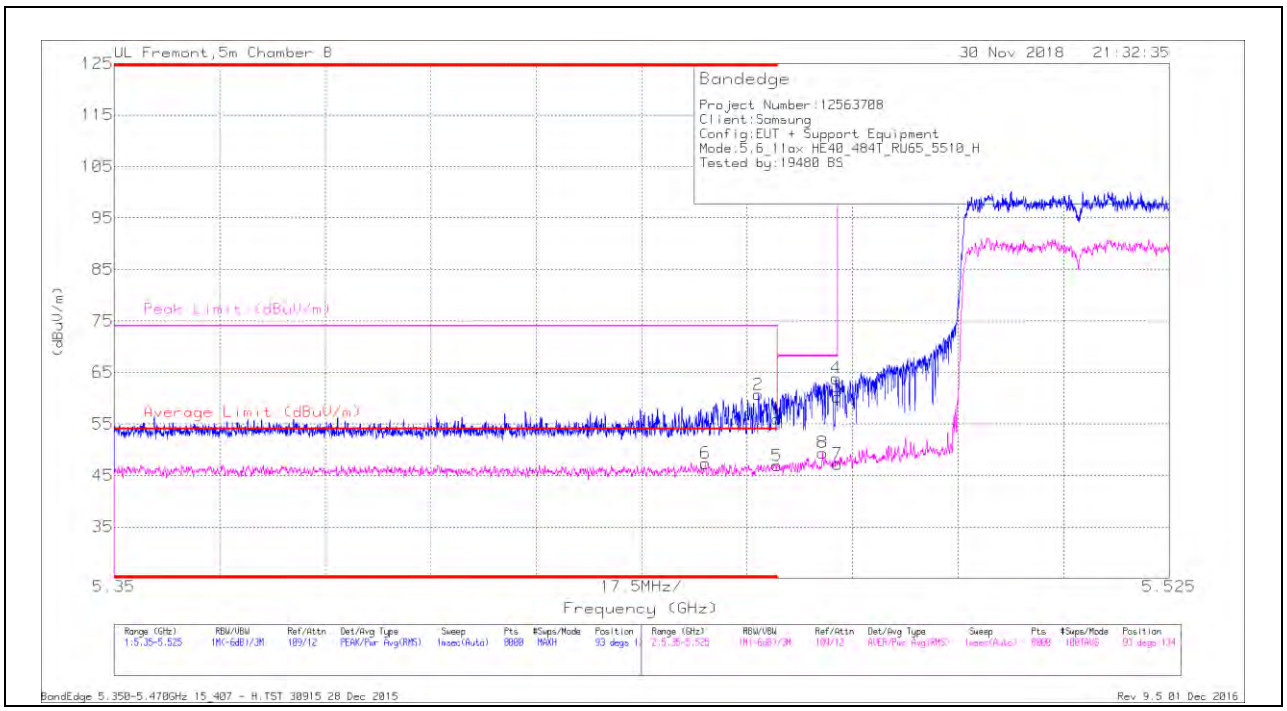

Trace Markers

Marker	Frequency (GHz)	Meter Reading (dBuV)	Det	AF T863 (dB/m)	Amp/Cbl/Fltr/Pad (dB)	DC Corr (dB)	Corrected Reading (dBuV/m)	Average Limit (dBuV/m)	Margin (dB)	Peak Limit (dBuV/m)	PK Margin (dB)	Azimuth (Degs)	Height (cm)	Polarity
6	* 5.448	29.24	RMS	35.2	-18.2	1.13	47.37	54	-6.63	-	-	93	134	H
2	* 5.457	43.49	Pk	35.3	-18.1	0	60.69	-	-	74	-13.31	93	134	H
1	* 5.46	38.8	Pk	35.3	-18.1	0	56	-	-	74	-18	93	134	H
5	* 5.46	28.58	RMS	35.3	-18.1	1.13	46.91	54	-7.09	-	-	93	134	H
8	5.468	31.2	RMS	35.3	-18.2	1.13	49.43	-	-	-	-	93	134	H
3	5.47	43.13	Pk	35.3	-18.2	0	60.23	-	-	68.2	-7.97	93	134	H
4	5.47	46.75	Pk	35.3	-18.2	0	63.85	-	-	68.2	-4.35	93	134	H
7	5.47	29.01	RMS	35.3	-18.2	1.13	47.24	-	-	-	-	93	134	H

* - indicates frequency in CFR47 Pt 15 / IC RSS-Restricted Band
Pk - Peak detector
RMS - RMS detection

UL VERIFICATION SERVICES INC.
47173 Benicia Street, Fremont, CA 94538; USA TEL:(510) 771-1000 FAX:(510) 661-0888
This report shall not be reproduced except in full, without the written approval of UL Verification Services Inc.

VERTICAL RESULT

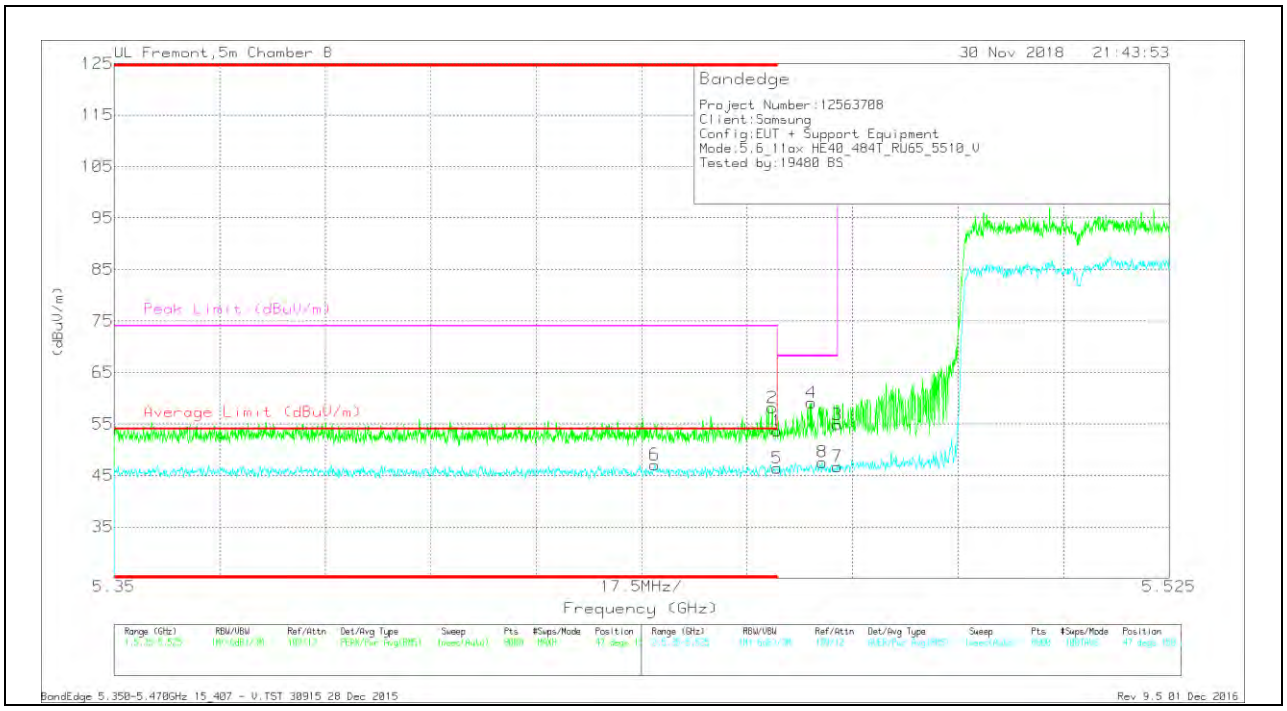

Trace Markers

Marker	Frequency (GHz)	Meter Reading (dBuV)	Det	AF T863 (dB/m)	Amp/Cbl/Fltr/Pad (dB)	DC Corr (dB)	Corrected Reading (dBuV/m)	Average Limit (dBuV/m)	Margin (dB)	Peak Limit (dBuV/m)	PK Margin (dB)	Azimuth (Degs)	Height (cm)	Polarity
1	* 5.46	36.41	Pk	35.3	-18.1	0	53.61	-	-	74	-20.39	47	150	V
2	* 5.459	40.95	Pk	35.3	-18.1	0	58.15	-	-	74	-15.85	47	150	V
5	* 5.46	28.1	RMS	35.3	-18.1	1.13	46.43	54	-7.57	-	-	47	150	V
6	* 5.44	28.96	RMS	35.2	-18.2	1.13	47.09	54	-6.91	-	-	47	150	V
4	5.466	41.91	Pk	35.3	-18.1	0	59.11	-	-	68.2	-9.09	47	150	V
8	5.467	29.36	RMS	35.3	-18.2	1.13	47.59	-	-	-	-	47	150	V
3	5.47	37.73	Pk	35.3	-18.2	0	54.83	-	-	68.2	-13.37	47	150	V
7	5.47	28.49	RMS	35.3	-18.2	1.13	46.72	-	-	-	-	47	150	V

* - indicates frequency in CFR47 Pt 15 / IC RSS-Restricted Band
Pk - Peak detector
RMS - RMS detection

UL VERIFICATION SERVICES INC.
47173 Benicia Street, Fremont, CA 94538; USA TEL:(510) 771-1000 FAX:(510) 661-0888
This report shall not be reproduced except in full, without the written approval of UL Verification Services Inc.

BANDEDGE (HIGH CHANNEL)

HORIZONTAL RESULT

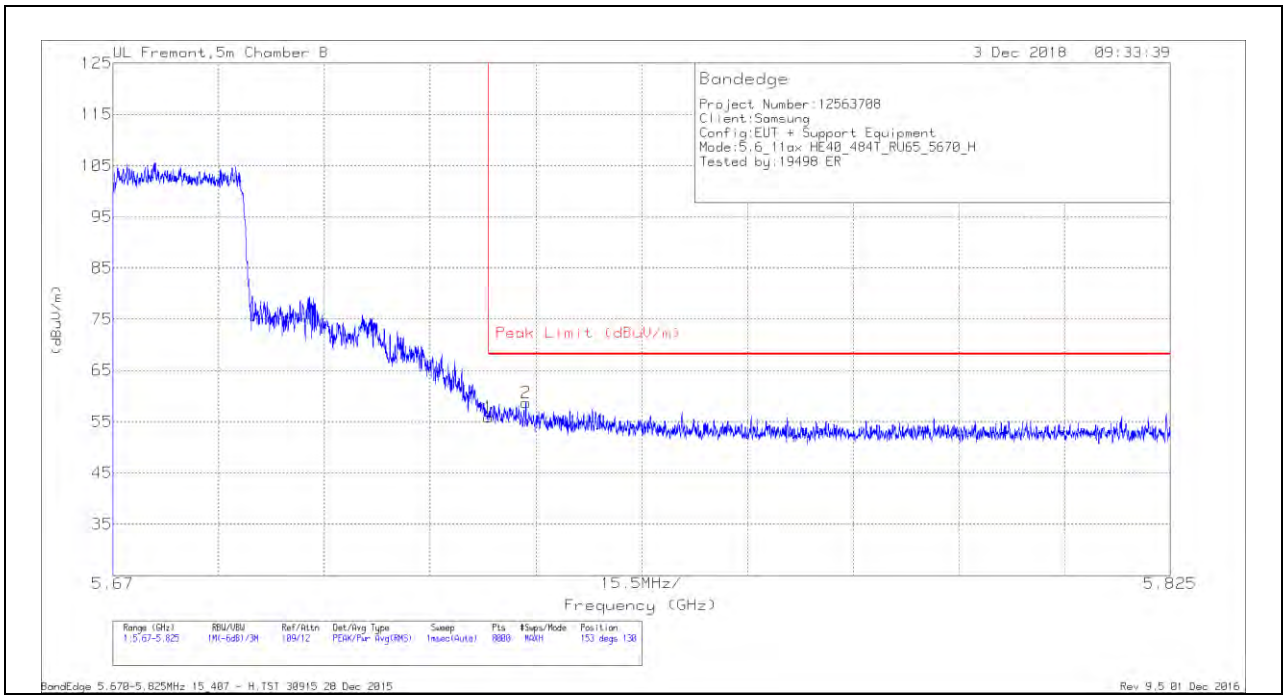

Trace Markers

Marker	Frequency (GHz)	Meter Reading (dBuV)	Det	AF T863 (dB/m)	Amp/Cbl/Fltr/Pad (dB)	Corrected Reading (dBuV/m)	Peak Limit (dBuV/m)	PK Margin (dB)	Azimuth (Degs)	Height (cm)	Polarity
1	5.725	39.24	Pk	35.5	-18.9	55.84	68.2	-12.36	153	130	H
2	5.731	41.95	Pk	35.5	-18.7	58.75	68.2	-9.45	153	130	H

Pk - Peak detector

UL VERIFICATION SERVICES INC.
47173 Benicia Street, Fremont, CA 94538; USA TEL:(510) 771-1000 FAX:(510) 661-0888
This report shall not be reproduced except in full, without the written approval of UL Verification Services Inc.

VERTICAL RESULT

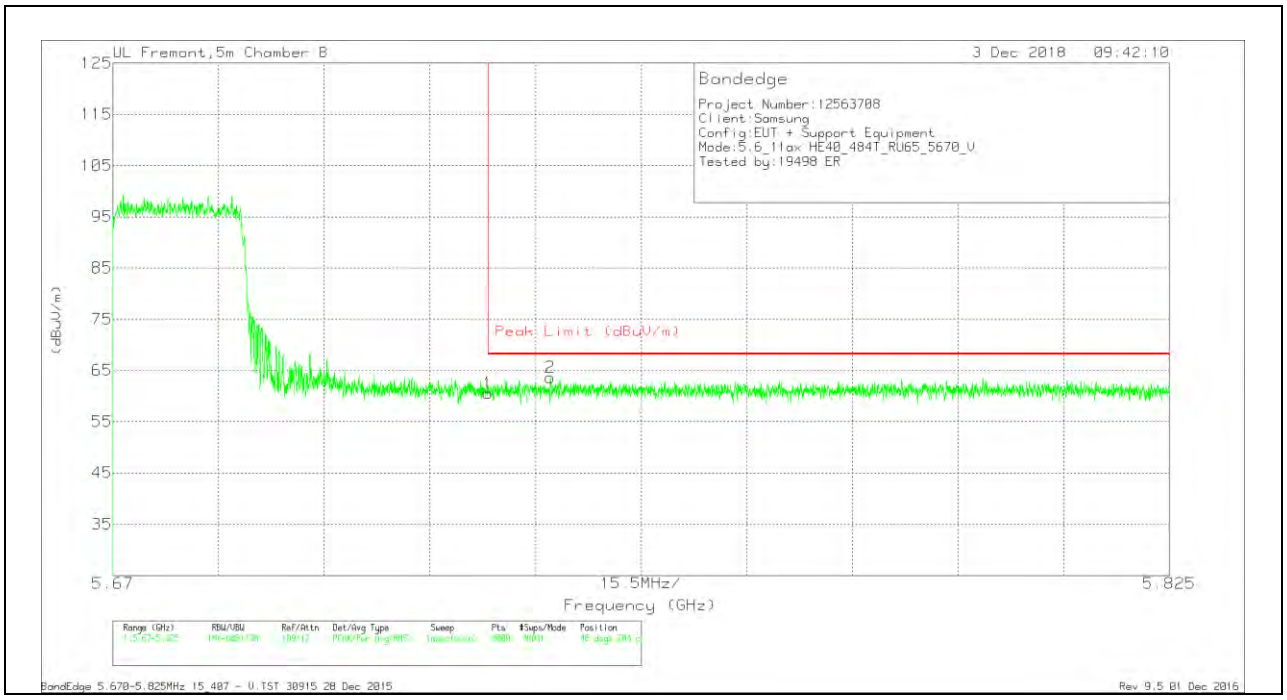

Trace Markers

Marker	Frequency (GHz)	Meter Reading (dBuV)	Det	AF T863 (dB/m)	Amp/Cbl/Fltr/Pad (dB)	Corrected Reading (dBuV/m)	Peak Limit (dBuV/m)	PK Margin (dB)	Azimuth (Degs)	Height (cm)	Polarity
1	5.725	43.98	Pk	35.5	-18.9	60.58	68.2	-7.62	48	204	V
2	5.734	46.88	Pk	35.5	-18.8	63.58	68.2	-4.62	48	204	V

Pk - Peak detector

UL VERIFICATION SERVICES INC.
47173 Benicia Street, Fremont, CA 94538; USA TEL:(510) 771-1000 FAX:(510) 661-0888
This report shall not be reproduced except in full, without the written approval of UL Verification Services Inc.

HARMONICS AND SPURIOUS EMISSIONS

LOW CHANNEL RESULTS

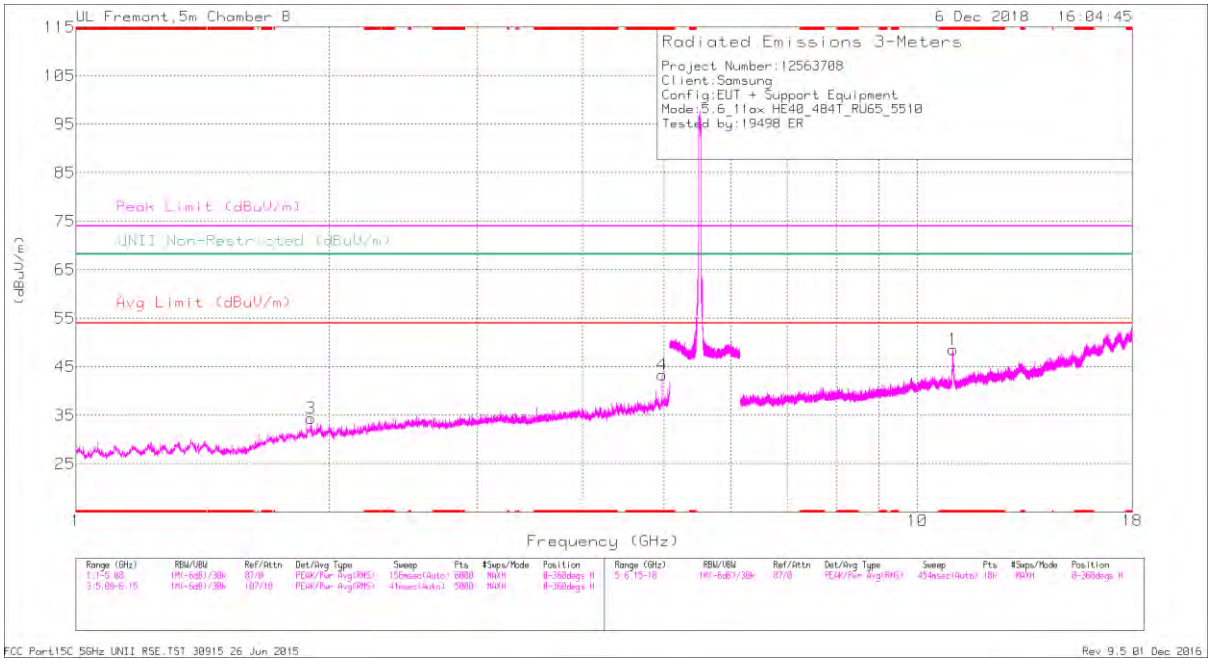

HORIZONTAL

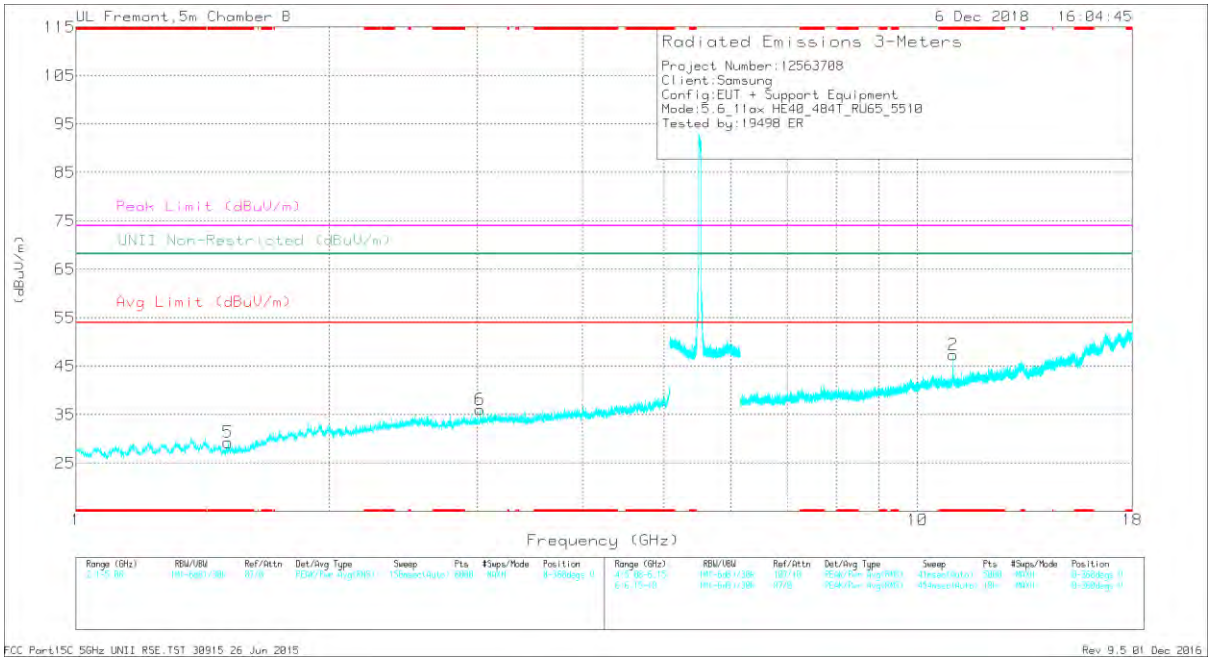

VERTICAL

UL VERIFICATION SERVICES INC.
47173 Benicia Street, Fremont, CA 94538; USA TEL:(510) 771-1000 FAX:(510) 661-0888
This report shall not be reproduced except in full, without the written approval of UL Verification Services Inc.

RADIATED EMISSIONS

Marker	Frequency (GHz)	Meter Reading (dBuV)	Det	AF T863 (dB/m)	Amp/Cbl/Fltr/Pad (dB)	DC Corr (dB)	Corrected Reading (dBuV/m)	Avg Limit (dBuV/m)	Margin (dB)	Peak Limit (dBuV/m)	PK Margin (dB)	UNII Non-Restricted (dBuV/m)	PK Margin (dB)	Azimuth (Degs)	Height (cm)	Polarity
4	* 4.97	38.93	PK-U	34.5	-28.6	0	44.83	-	-	74	-29.17	-	-	232	113	H
	* 4.97	27.28	ADR	34.5	-28.6	1.13	34.31	54	-19.69	-	-	-	-	232	113	H
5	* 1.514	41.74	PK-U	27.7	-34	0	35.44	-	-	74	-38.56	-	-	119	151	V
	* 1.517	29.84	ADR	27.7	-34	1.13	24.67	54	-29.33	-	-	-	-	119	151	V
1	* 11.021	39.63	PK-U	37.9	-21.7	0	55.83	-	-	74	-18.17	-	-	185	239	H
	* 11.021	27.07	ADR	37.9	-21.7	1.13	44.4	54	-9.6	-	-	-	-	185	239	H
2	* 11.021	36.95	PK-U	37.9	-21.7	0	53.15	-	-	74	-20.85	-	-	71	108	V
	* 11.021	24.54	ADR	37.9	-21.7	1.13	41.87	54	-12.13	-	-	-	-	71	108	V
3	1.903	40.35	PK-U	31.1	-32.6	0	38.85	-	-	-	-	68.2	-29.35	92	233	H
6	3.023	39.94	PK-U	32.8	-31.5	0	41.24	-	-	-	-	68.2	-26.96	263	152	V

* - indicates frequency in CFR47 Pt 15 / IC RSS-Restricted Band
PK-U - U-NII: Maximum Peak
ADR - U-NII AD primary method, RMS average

UL VERIFICATION SERVICES INC.
47173 Benicia Street, Fremont, CA 94538; USA TEL:(510) 771-1000 FAX:(510) 661-0888
This report shall not be reproduced except in full, without the written approval of UL Verification Services Inc.

MID CHANNEL RESULTS

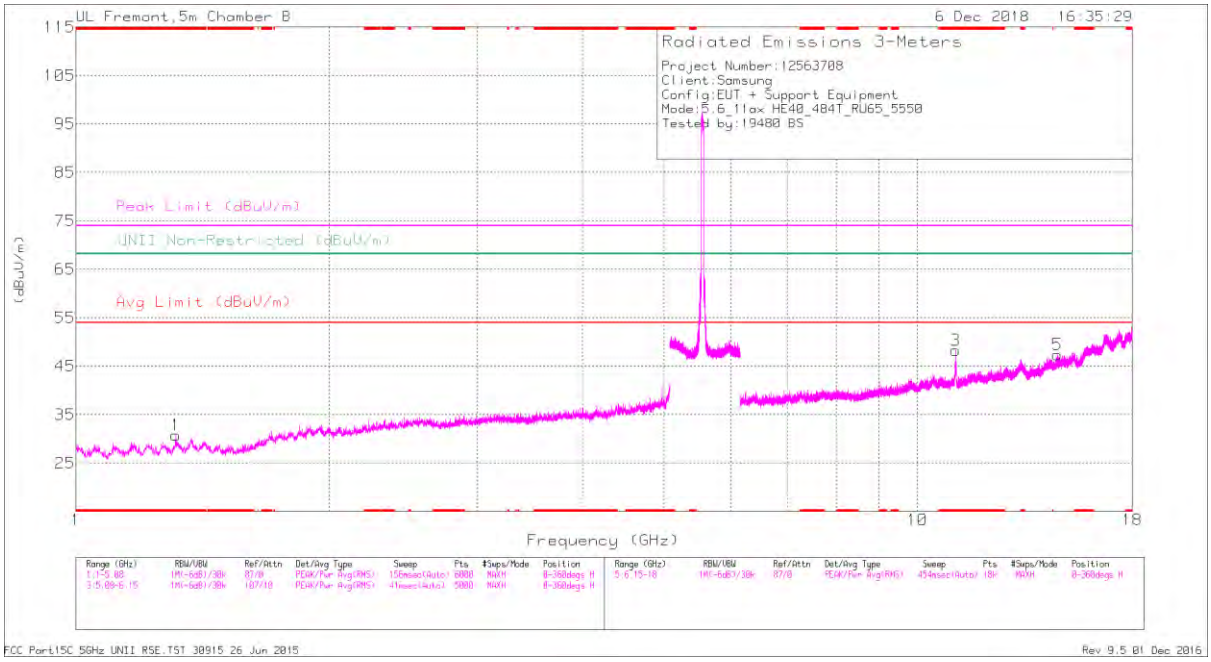

HORIZONTAL

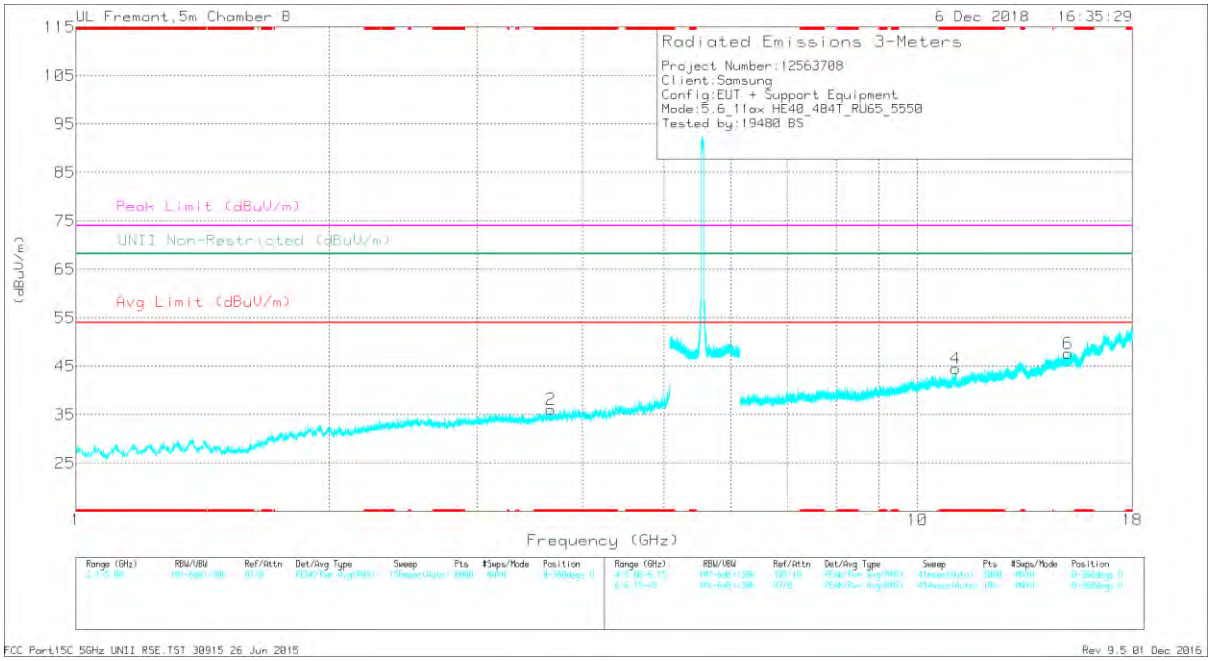

VERTICAL

UL VERIFICATION SERVICES INC.
47173 Benicia Street, Fremont, CA 94538; USA TEL:(510) 771-1000 FAX:(510) 661-0888
This report shall not be reproduced except in full, without the written approval of UL Verification Services Inc.

RADIATED EMISSIONS

Marker	Frequency (GHz)	Meter Reading (dBuV)	Det	AF T863 (dB/m)	Amp/Cbl/Fltr/Pad (dB)	DC Corr (dB)	Corrected Reading (dBuV/m)	Avg Limit (dBuV/m)	Margin (dB)	Peak Limit (dBuV/m)	PK Margin (dB)	UNII Non-Restricted (dBuV/m)	PK Margin (dB)	Azimuth (Degs)	Height (cm)	Polarity
1	* 1.313	41.17	PK-U	28.4	-33.9	0	35.67	-	-	74	-38.33	-	-	103	146	H
	* 1.316	29.63	ADR	28.4	-34	1.13	25.16	54	-28.84	-	-	-	-	103	146	H
2	* 3.667	39.81	PK-U	33.3	-30.8	0	42.31	-	-	74	-31.69	-	-	153	253	V
	* 3.668	27.78	ADR	33.3	-30.7	1.13	31.51	54	-22.49	-	-	-	-	153	253	V
3	* 11.101	40.06	PK-U	37.8	-22.8	0	55.06	-	-	74	-18.94	-	-	184	249	H
	* 11.101	27.41	ADR	37.8	-22.8	1.13	43.54	54	-10.46	-	-	-	-	184	249	H
4	* 11.096	35.22	PK-U	37.8	-22.8	0	50.22	-	-	74	-23.78	-	-	60	140	V
	* 11.101	23.54	ADR	37.8	-22.8	1.13	39.67	54	-14.33	-	-	-	-	60	140	V
5	14.669	32.56	PK-U	40.6	-20.4	0	52.76	-	-	-	-	68.2	-15.44	356	386	H
6	15.106	32.02	PK-U	40.5	-19.8	0	52.72	-	-	-	-	68.2	-15.48	289	126	V

* - indicates frequency in CFR47 Pt 15 / IC RSS-Restricted Band
PK-U - U-NII: Maximum Peak
ADR - U-NII AD primary method, RMS average

UL VERIFICATION SERVICES INC.
47173 Benicia Street, Fremont, CA 94538; USA TEL:(510) 771-1000 FAX:(510) 661-0888
This report shall not be reproduced except in full, without the written approval of UL Verification Services Inc.

HIGH CHANNEL RESULTS

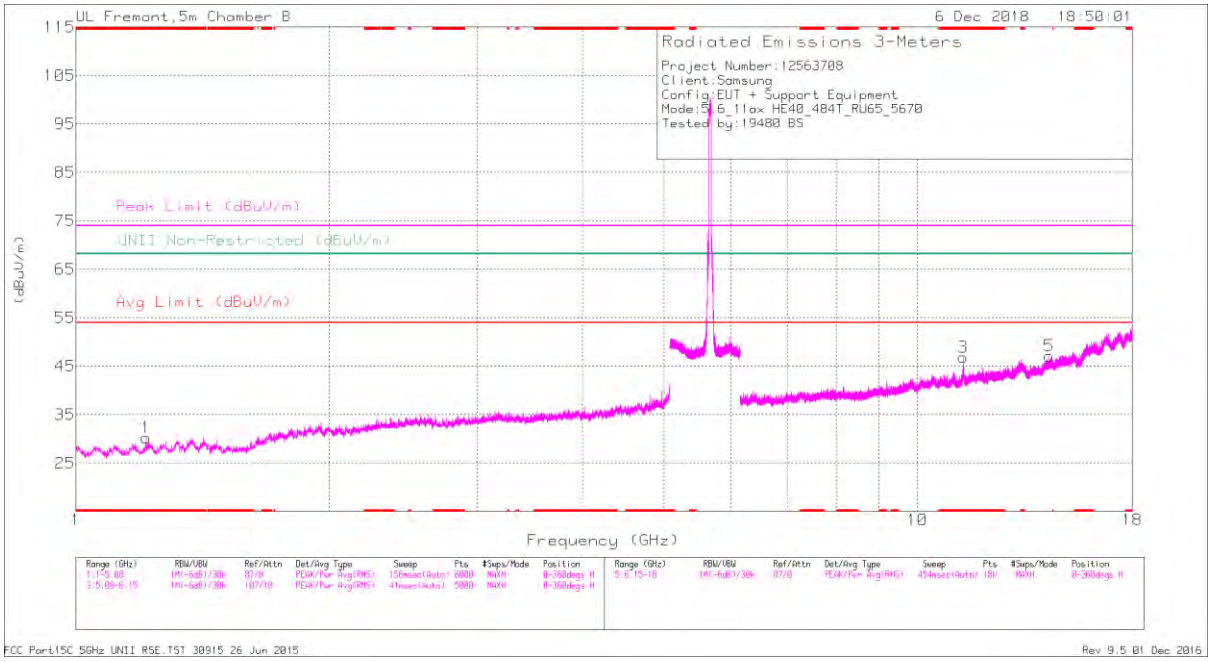

HORIZONTAL

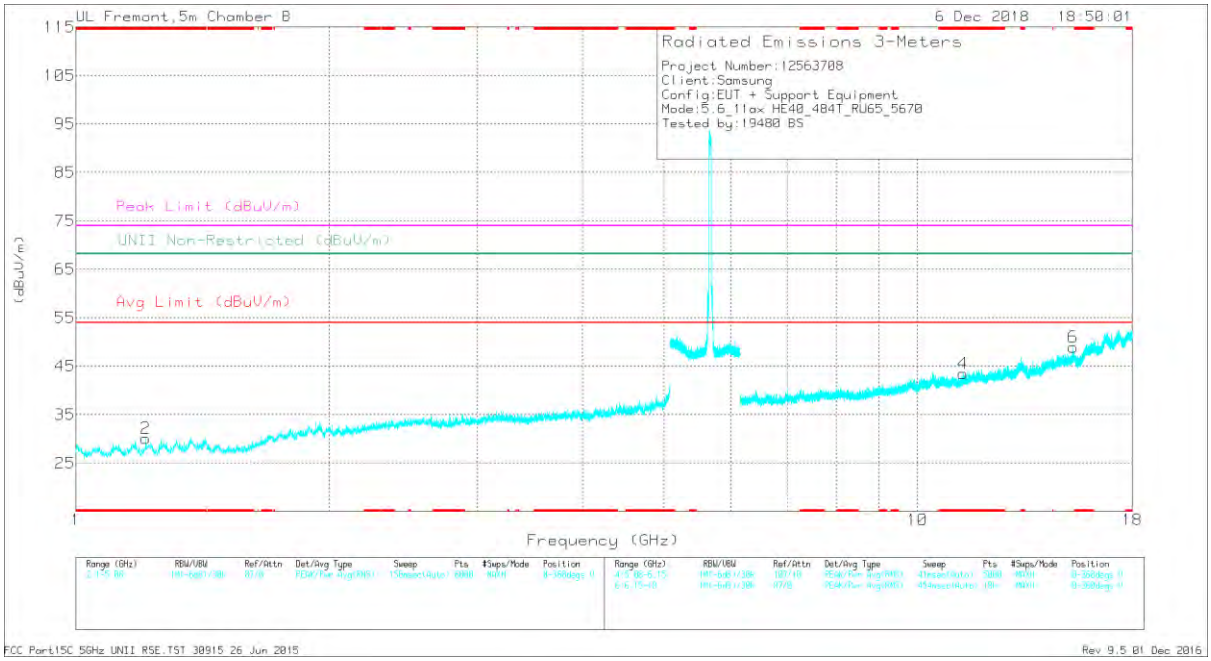

VERTICAL

UL VERIFICATION SERVICES INC.
47173 Benicia Street, Fremont, CA 94538; USA TEL:(510) 771-1000 FAX:(510) 661-0888
This report shall not be reproduced except in full, without the written approval of UL Verification Services Inc.

RADIATED EMISSIONS

Marker	Frequency (GHz)	Meter Reading (dBuV)	Det	AF T863 (dB/m)	Amp/Cbl/Fltr/Pad (dB)	DC Corr (dB)	Corrected Reading (dBuV/m)	Avg Limit (dBuV/m)	Margin (dB)	Peak Limit (dBuV/m)	PK Margin (dB)	UNII Non-Restricted (dBuV/m)	PK Margin (dB)	Azimuth (Degs)	Height (cm)	Polarity
1	* 1.213	41.26	PK-U	28.2	-34.3	0	35.16	-	-	74	-38.84	-	-	87	335	H
	* 1.213	29.51	ADR	28.2	-34.3	1.13	24.54	54	-29.46	-	-	-	-	87	335	H
2	* 1.212	41.25	PK-U	28.2	-34.2	0	35.25	-	-	74	-38.75	-	-	357	377	V
	* 1.212	29.54	ADR	28.2	-34.2	1.13	24.67	54	-29.33	-	-	-	-	357	377	V
3	* 11.333	37.08	PK-U	38.3	-22.2	0	53.18	-	-	74	-20.82	-	-	102	115	H
	* 11.33	23.57	ADR	38.3	-22.2	1.13	40.8	54	-13.2	-	-	-	-	102	115	H
4	* 11.334	33.73	PK-U	38.3	-22.2	0	49.83	-	-	74	-24.17	-	-	160	223	V
	* 11.339	22.13	ADR	38.3	-22.1	1.13	39.46	54	-14.54	-	-	-	-	160	223	V
5	14.343	32.74	PK-U	40.3	-20.8	0	52.24	-	-	-	-	68.2	-15.96	301	220	H
6	15.3	31.65	PK-U	41.1	-18.8	0	53.95	-	-	-	-	68.2	-14.25	161	373	V

* - indicates frequency in CFR47 Pt 15 / IC RSS-Restricted Band
PK-U - U-NII: Maximum Peak
ADR - U-NII AD primary method, RMS average

UL VERIFICATION SERVICES INC.
47173 Benicia Street, Fremont, CA 94538; USA TEL:(510) 771-1000 FAX:(510) 661-0888
This report shall not be reproduced except in full, without the written approval of UL Verification Services Inc.

CHANNEL 142 RESULTS

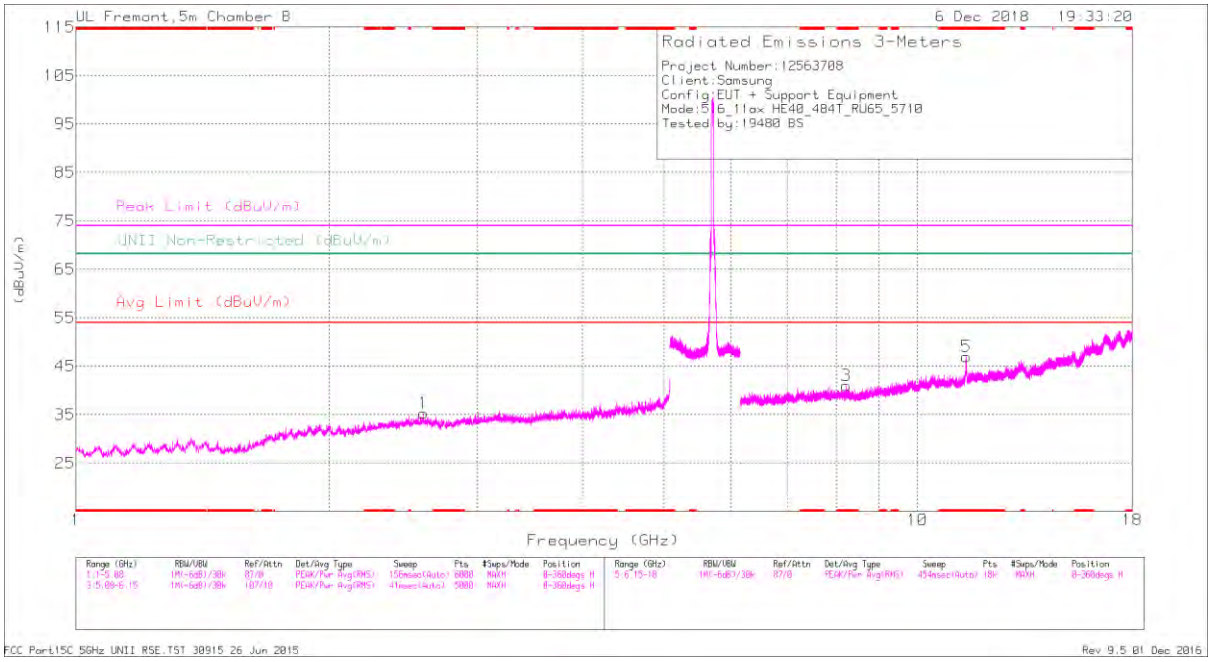

HORIZONTAL

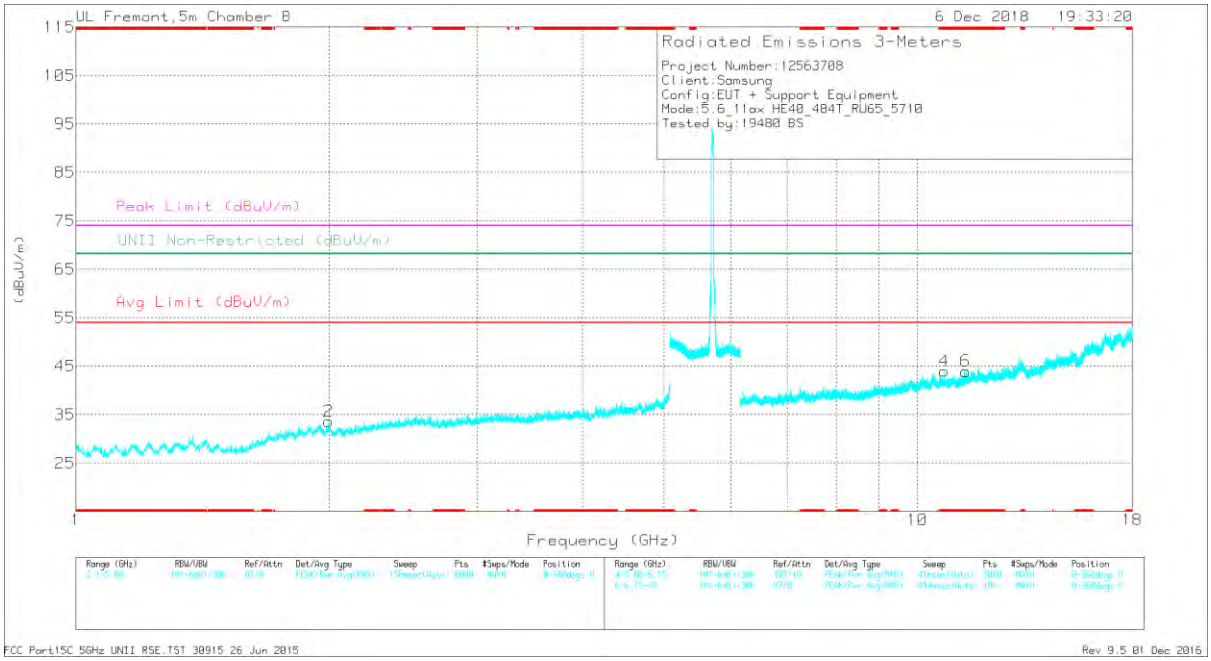

VERTICAL

UL VERIFICATION SERVICES INC.
47173 Benicia Street, Fremont, CA 94538; USA TEL:(510) 771-1000 FAX:(510) 661-0888
This report shall not be reproduced except in full, without the written approval of UL Verification Services Inc.

RADIATED EMISSIONS

Marker	Frequency (GHz)	Meter Reading (dBuV)	Det	AF T863 (dB/m)	Amp/Cbl/Fltr/Pad (dB)	DC Corr (dB)	Corrected Reading (dBuV/m)	Avg Limit (dBuV/m)	Margin (dB)	Peak Limit (dBuV/m)	PK Margin (dB)	UNII Non-Restricted (dBuV/m)	PK Margin (dB)	Azimuth (Degs)	Height (cm)	Polarity
5	* 11.421	35.31	PK-U	38.4	-22.7	0	51.01	-	-	74	-22.99	-	-	203	279	H
	* 11.421	23.86	ADR	38.4	-22.7	1.13	40.69	54	-13.31	-	-	-	-	203	279	H
3	* 8.235	35.16	PK-U	36.5	-25.9	0	45.76	-	-	74	-28.24	-	-	184	195	H
	* 8.237	23.73	ADR	36.5	-25.9	1.13	35.46	54	-18.54	-	-	-	-	184	195	H
4	* 10.776	33.39	PK-U	37.9	-22.8	0	48.49	-	-	74	-25.51	-	-	296	219	V
	* 10.759	21.74	ADR	37.9	-22.7	1.13	38.07	54	-15.93	-	-	-	-	296	219	V
6	* 11.417	33.78	PK-U	38.4	-22.7	0	49.48	-	-	74	-24.52	-	-	67	143	V
	* 11.422	22.45	ADR	38.4	-22.7	1.13	39.28	54	-14.72	-	-	-	-	67	143	V
2	1.996	40.33	PK-U	30.9	-32.1	0	39.13	-	-	-	-	68.2	-29.07	352	115	V
1	2.589	39.68	PK-U	32.7	-31.8	0	40.58	-	-	-	-	68.2	-27.62	287	203	H

* - indicates frequency in CFR47 Pt 15 / IC RSS-Restricted Band
PK-U - U-NII: Maximum Peak
ADR - U-NII AD primary method, RMS average

UL VERIFICATION SERVICES INC.
47173 Benicia Street, Fremont, CA 94538; USA TEL:(510) 771-1000 FAX:(510) 661-0888
This report shall not be reproduced except in full, without the written approval of UL Verification Services Inc.

2TX Antenna 1 + Antenna 2 OFDMA MODE – 242-Tones, RU Index 61

BANDEDGE (LOW CHANNEL)

HORIZONTAL RESULT

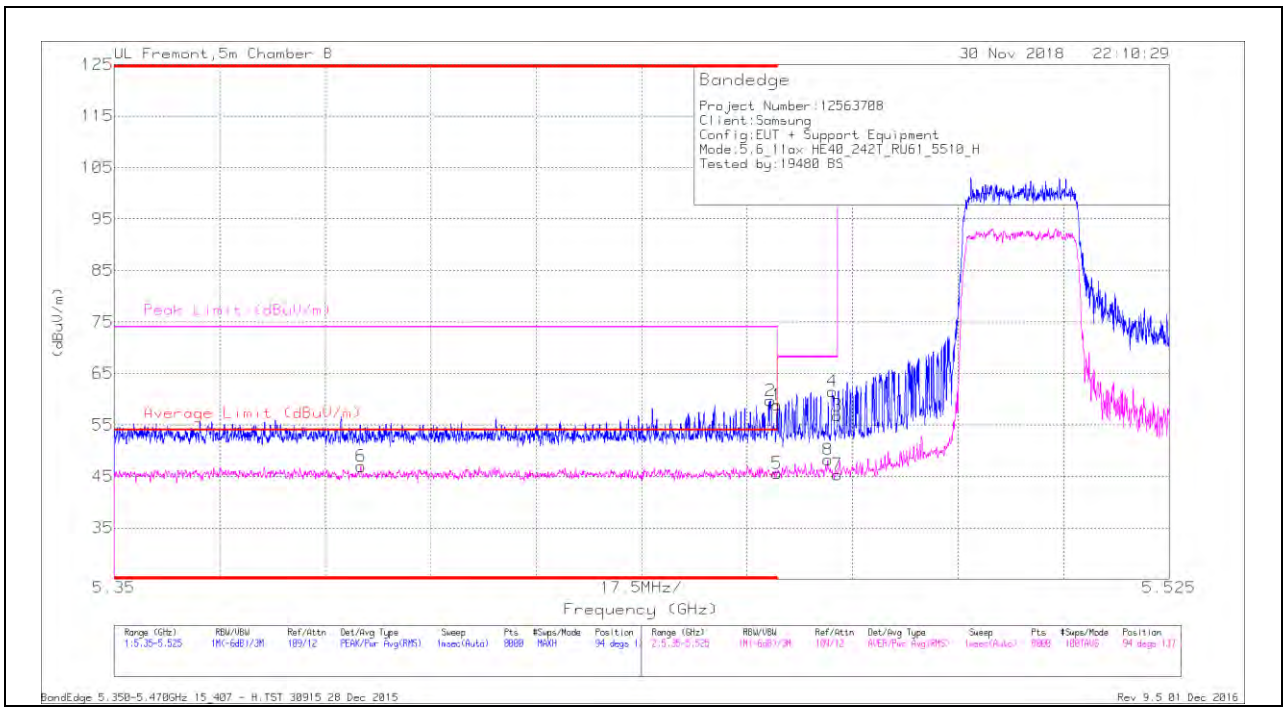

Trace Markers

Marker	Frequency (GHz)	Meter Reading (dBuV)	Det	AF T863 (dB/m)	Amp/Cbl/Fltr/Pad (dB)	DC Corr (dB)	Corrected Reading (dBuV/m)	Average Limit (dBuV/m)	Margin (dB)	Peak Limit (dBuV/m)	PK Margin (dB)	Azimuth (Degs)	Height (cm)	Polarity
1	* 5.46	41.67	Pk	35.3	-18.1	0	58.87	-	-	74	-15.13	94	137	H
2	* 5.459	42.64	Pk	35.3	-18.2	0	59.74	-	-	74	-14.26	94	137	H
5	* 5.46	27.72	RMS	35.3	-18.1	.68	45.6	54	-8.4	-	-	94	137	H
6	* 5.391	29.23	RMS	35.1	-18	.68	47.01	54	-6.99	-	-	94	137	H
8	5.468	30.38	RMS	35.3	-18.1	.68	48.26	-	-	-	-	94	137	H
4	5.469	44.4	Pk	35.3	-18.2	0	61.5	-	-	68.2	-6.7	94	137	H
3	5.47	39.72	Pk	35.3	-18.2	0	56.82	-	-	68.2	-11.38	94	137	H
7	5.47	27.62	RMS	35.3	-18.2	.68	45.4	-	-	-	-	94	137	H

* - indicates frequency in CFR47 Pt 15 / IC RSS-Restricted Band
Pk - Peak detector
RMS - RMS detection

UL VERIFICATION SERVICES INC.
47173 Benicia Street, Fremont, CA 94538; USA TEL:(510) 771-1000 FAX:(510) 661-0888
This report shall not be reproduced except in full, without the written approval of UL Verification Services Inc.

VERTICAL RESULT

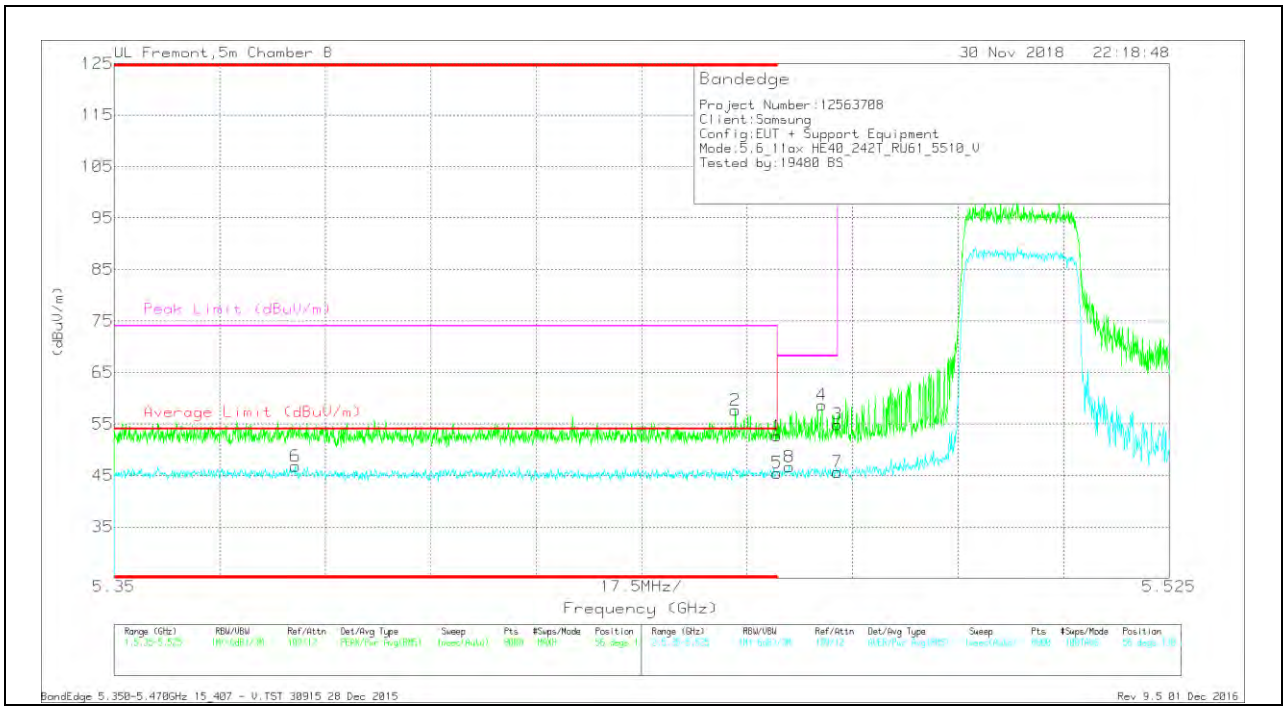

Trace Markers

Marker	Frequency (GHz)	Meter Reading (dBuV)	Det	AF T863 (dB/m)	Amp/Cbl/Fltr/Pad (dB)	DC Corr (dB)	Corrected Reading (dBuV/m)	Average Limit (dBuV/m)	Margin (dB)	Peak Limit (dBuV/m)	PK Margin (dB)	Azimuth (Degs)	Height (cm)	Polarity
1	* 5.46	35.45	Pk	35.3	-18.1	0	52.65	-	-	74	-21.35	56	130	V
2	* 5.453	40.34	Pk	35.3	-18	0	57.64	-	-	74	-16.36	56	130	V
5	* 5.46	27.63	RMS	35.3	-18.1	.68	45.51	54	-8.49	-	-	56	130	V
6	* 5.38	28.79	RMS	35.1	-17.8	.68	46.77	54	-7.23	-	-	56	130	V
8	5.462	28.6	RMS	35.3	-17.9	.68	46.68	-	-	-	-	56	130	V
4	5.467	41.56	Pk	35.3	-18.2	0	58.66	-	-	68.2	-9.54	56	130	V
3	5.47	37.8	Pk	35.3	-18.2	0	54.9	-	-	68.2	-13.3	56	130	V
7	5.47	27.88	RMS	35.3	-18.2	.68	45.66	-	-	-	-	56	130	V

* - indicates frequency in CFR47 Pt 15 / IC RSS-Restricted Band
Pk - Peak detector
RMS - RMS detection

UL VERIFICATION SERVICES INC.
47173 Benicia Street, Fremont, CA 94538; USA TEL:(510) 771-1000 FAX:(510) 661-0888
This report shall not be reproduced except in full, without the written approval of UL Verification Services Inc.

2TX Antenna 1 + Antenna 2 OFDMA MODE – 242-Tones, RU Index 62

BANDEDGE (HIGH CHANNEL)

HORIZONTAL RESULT

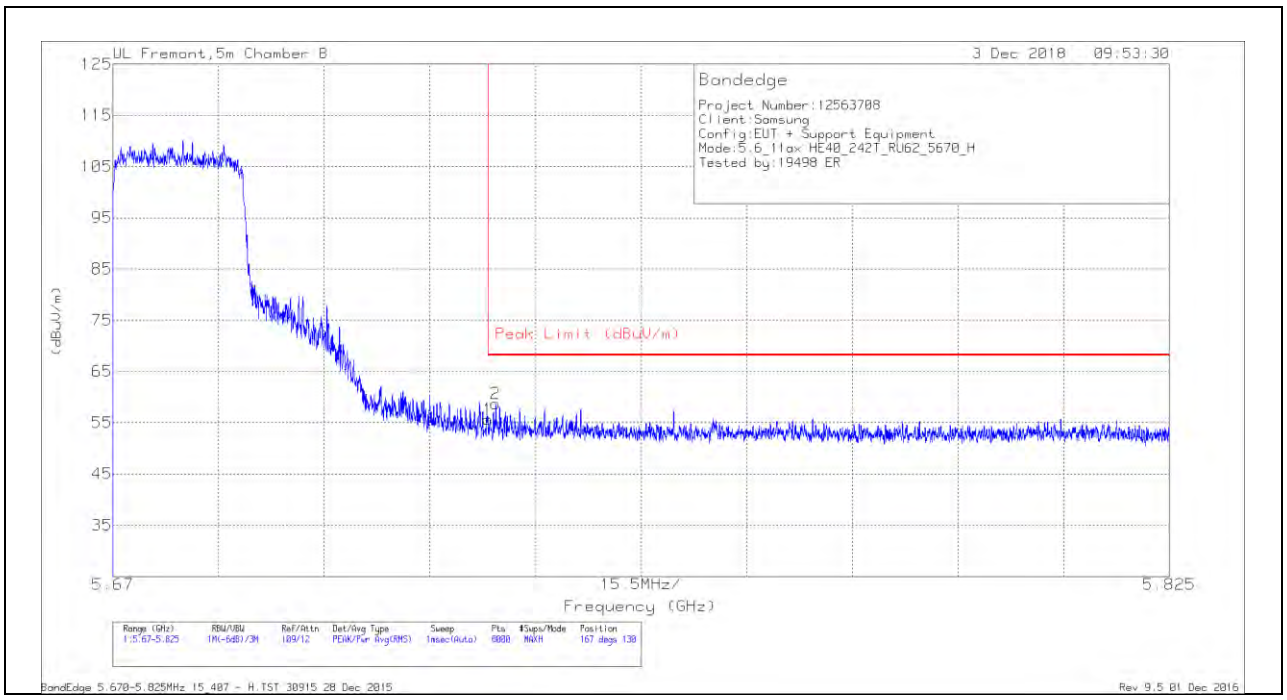

Trace Markers

Marker	Frequency (GHz)	Meter Reading (dBuV)	Det	AF T863 (dB/m)	Amp/Cbl/Fltr/Pad (dB)	Corrected Reading (dBuV/m)	Peak Limit (dBuV/m)	PK Margin (dB)	Azimuth (Degs)	Height (cm)	Polarity
1	5.725	38.99	Pk	35.5	-18.9	55.59	68.2	-12.61	167	130	H
2	5.726	42.01	Pk	35.5	-18.8	58.71	68.2	-9.49	167	130	H

Pk - Peak detector

UL VERIFICATION SERVICES INC.
47173 Benicia Street, Fremont, CA 94538; USA TEL:(510) 771-1000 FAX:(510) 661-0888
This report shall not be reproduced except in full, without the written approval of UL Verification Services Inc.

VERTICAL RESULT

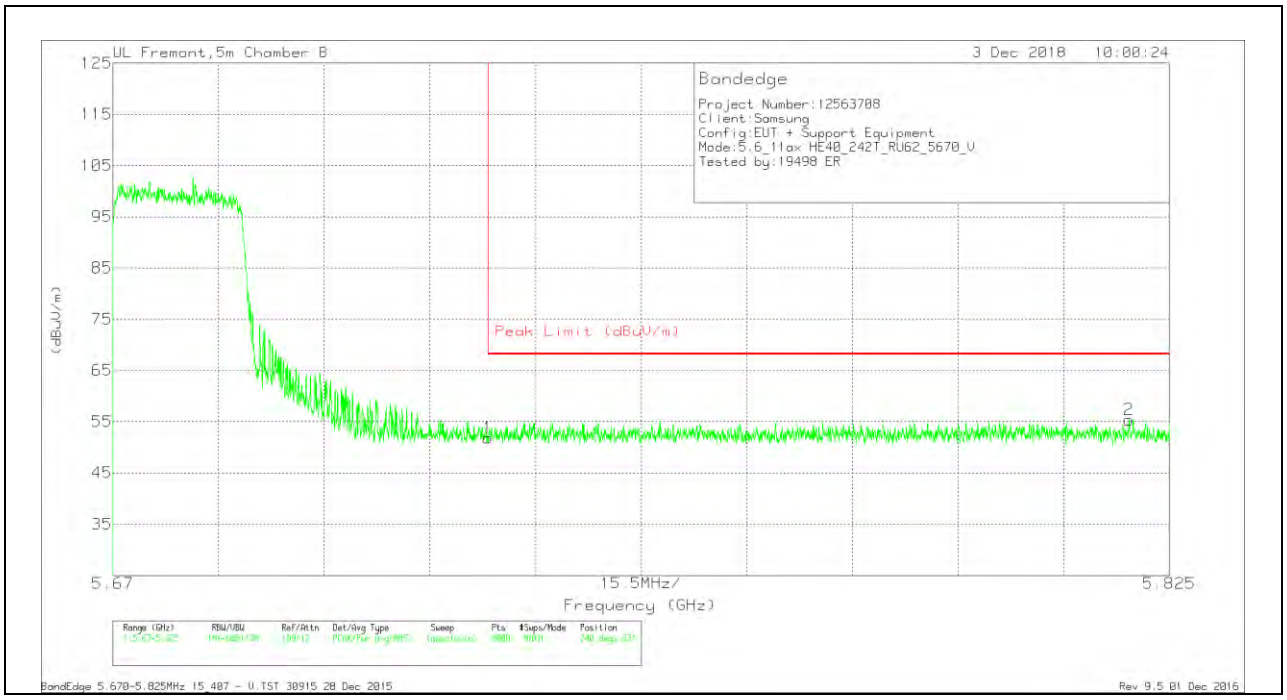

Trace Markers

Marker	Frequency (GHz)	Meter Reading (dBuV)	Det	AF T863 (dB/m)	Amp/Cbl/Fltr/Pad (dB)	Corrected Reading (dBuV/m)	Peak Limit (dBuV/m)	PK Margin (dB)	Azimuth (Degs)	Height (cm)	Polarity
1	5.725	35.27	Pk	35.5	-18.9	51.87	68.2	-16.33	240	331	V
2	5.819	38.74	Pk	35.5	-18.9	55.34	68.2	-12.86	240	331	V

Pk - Peak detector

UL VERIFICATION SERVICES INC.
47173 Benicia Street, Fremont, CA 94538; USA TEL:(510) 771-1000 FAX:(510) 661-0888
This report shall not be reproduced except in full, without the written approval of UL Verification Services Inc.

2TX Antenna 1 + Antenna 2 OFDMA MODE – 106-Tones, RU Index 53

BANDEDGE (LOW CHANNEL)

HORIZONTAL RESULT

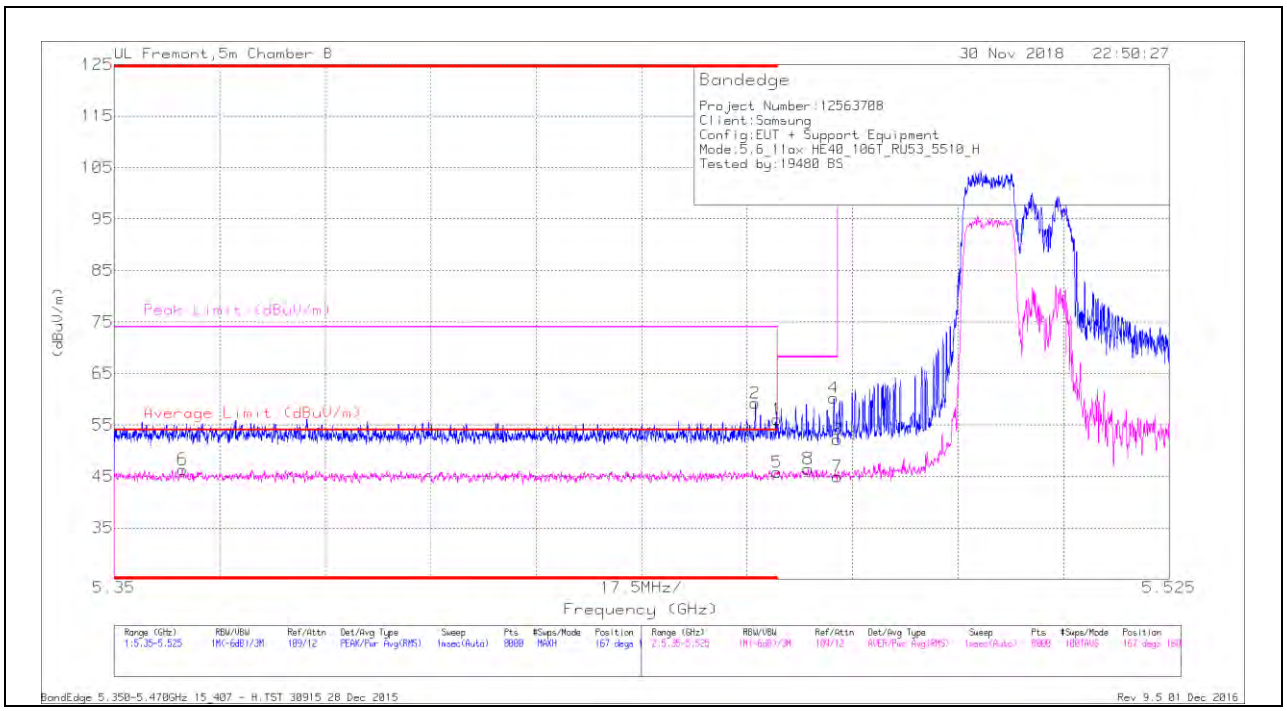

Trace Markers

Marker	Frequency (GHz)	Meter Reading (dBuV)	Det	AF T863 (dB/m)	Amp/Cbl/Fltr/Pad (dB)	DC Corr (dB)	Corrected Reading (dBuV/m)	Average Limit (dBuV/m)	Margin (dB)	Peak Limit (dBuV/m)	PK Margin (dB)	Azimuth (Degs)	Height (cm)	Polarity
1	* 5.46	38.87	Pk	35.3	-18.1	0	56.07	-	-	74	-17.93	167	160	H
2	* 5.456	42.23	Pk	35.3	-18.3	0	59.23	-	-	74	-14.77	167	160	H
5	* 5.46	28.26	RMS	35.3	-18.1	.49	45.95	54	-8.05	-	-	167	160	H
6	* 5.361	28.72	RMS	35.1	-17.8	.49	46.51	54	-7.49	-	-	167	160	H
8	5.465	29.03	RMS	35.3	-18.2	.49	46.62	-	-	-	-	167	160	H
4	5.469	43.12	Pk	35.3	-18.2	0	60.22	-	-	68.2	-7.98	167	160	H
3	5.47	35.07	Pk	35.3	-18.2	0	52.17	-	-	68.2	-16.03	167	160	H
7	5.47	27.5	RMS	35.3	-18.2	.49	45.09	-	-	-	-	167	160	H

* - indicates frequency in CFR47 Pt 15 / IC RSS-Restricted Band
Pk - Peak detector
RMS - RMS detection

UL VERIFICATION SERVICES INC.
47173 Benicia Street, Fremont, CA 94538; USA TEL:(510) 771-1000 FAX:(510) 661-0888
This report shall not be reproduced except in full, without the written approval of UL Verification Services Inc.

VERTICAL RESULT

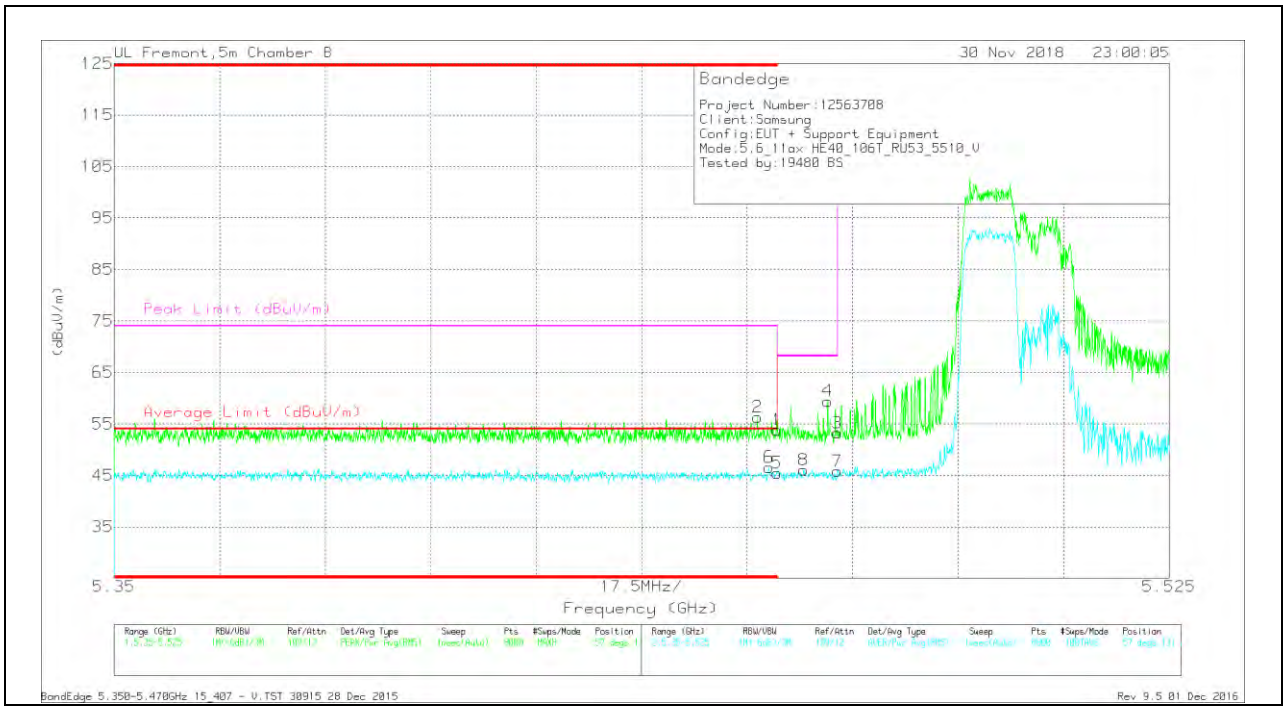

Trace Markers

Marker	Frequency (GHz)	Meter Reading (dBuV)	Det	AF T863 (dB/m)	Amp/Cbl/Fltr/Pad (dB)	DC Corr (dB)	Corrected Reading (dBuV/m)	Average Limit (dBuV/m)	Margin (dB)	Peak Limit (dBuV/m)	PK Margin (dB)	Azimuth (Degs)	Height (cm)	Polarity
1	* 5.46	36.63	Pk	35.3	-18.1	0	53.83	-	-	74	-20.17	57	131	V
2	* 5.457	39.23	Pk	35.3	-18.2	0	56.33	-	-	74	-17.67	57	131	V
5	* 5.46	27.95	RMS	35.3	-18.1	.49	45.64	54	-8.36	-	-	57	131	V
6	* 5.459	29.14	RMS	35.3	-18.2	.49	46.73	54	-7.27	-	-	57	131	V
8	5.464	28.44	RMS	35.3	-18	.49	46.23	-	-	-	-	57	131	V
4	5.468	42.23	Pk	35.3	-18.1	0	59.43	-	-	68.2	-8.77	57	131	V
3	5.47	36.13	Pk	35.3	-18.2	0	53.23	-	-	68.2	-14.97	57	131	V
7	5.47	28.39	RMS	35.3	-18.2	.49	45.98	-	-	-	-	57	131	V

* - indicates frequency in CFR47 Pt 15 / IC RSS-Restricted Band
Pk - Peak detector
RMS - RMS detection

UL VERIFICATION SERVICES INC.
47173 Benicia Street, Fremont, CA 94538; USA TEL:(510) 771-1000 FAX:(510) 661-0888
This report shall not be reproduced except in full, without the written approval of UL Verification Services Inc.

2TX Antenna 1 + Antenna 2 OFDMA MODE – 106-Tones, RU Index 56

BANDEDGE (HIGH CHANNEL)

HORIZONTAL RESULT

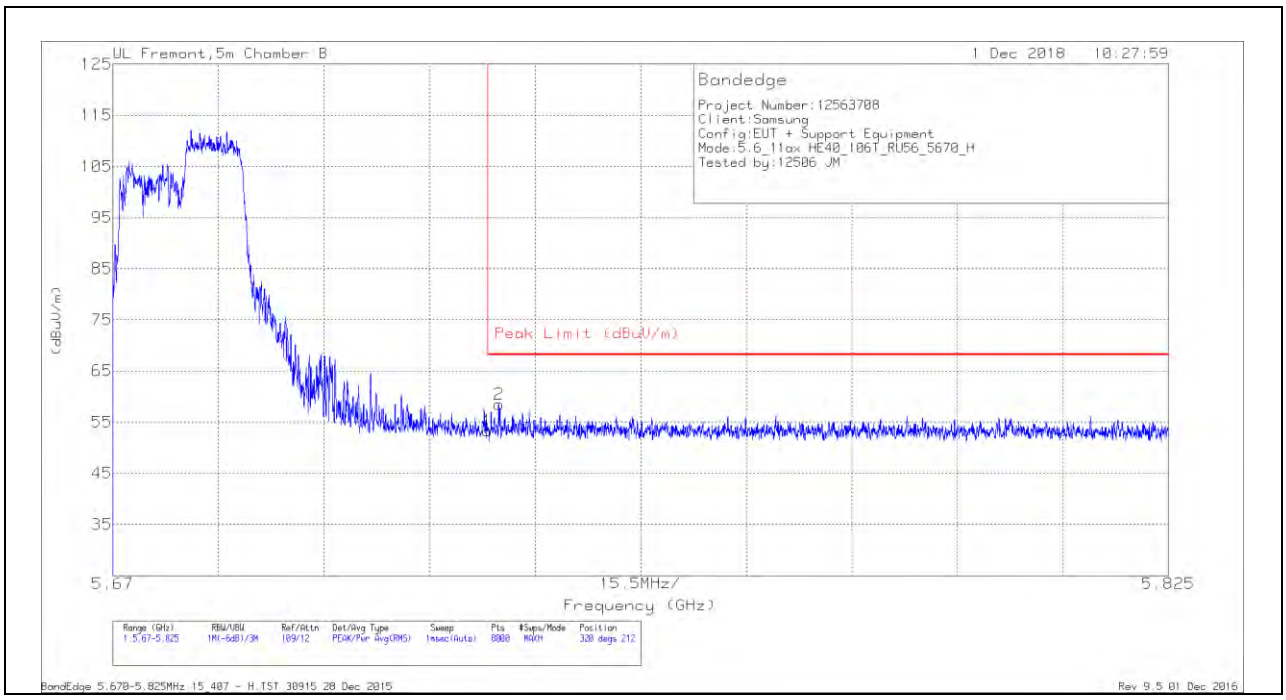

Trace Markers

Marker	Frequency (GHz)	Meter Reading (dBuV)	Det	AF T863 (dB/m)	Amp/Cbl/Fltr/Pad (dB)	Corrected Reading (dBuV/m)	Peak Limit (dBuV/m)	PK Margin (dB)	Azimuth (Degs)	Height (cm)	Polarity
1	5.725	36.68	Pk	35.5	-18.9	53.28	68.2	-14.92	320	212	H
2	5.727	41.66	Pk	35.5	-18.7	58.46	68.2	-9.74	320	212	H

Pk - Peak detector

UL VERIFICATION SERVICES INC.
47173 Benicia Street, Fremont, CA 94538; USA TEL:(510) 771-1000 FAX:(510) 661-0888
This report shall not be reproduced except in full, without the written approval of UL Verification Services Inc.

VERTICAL RESULT

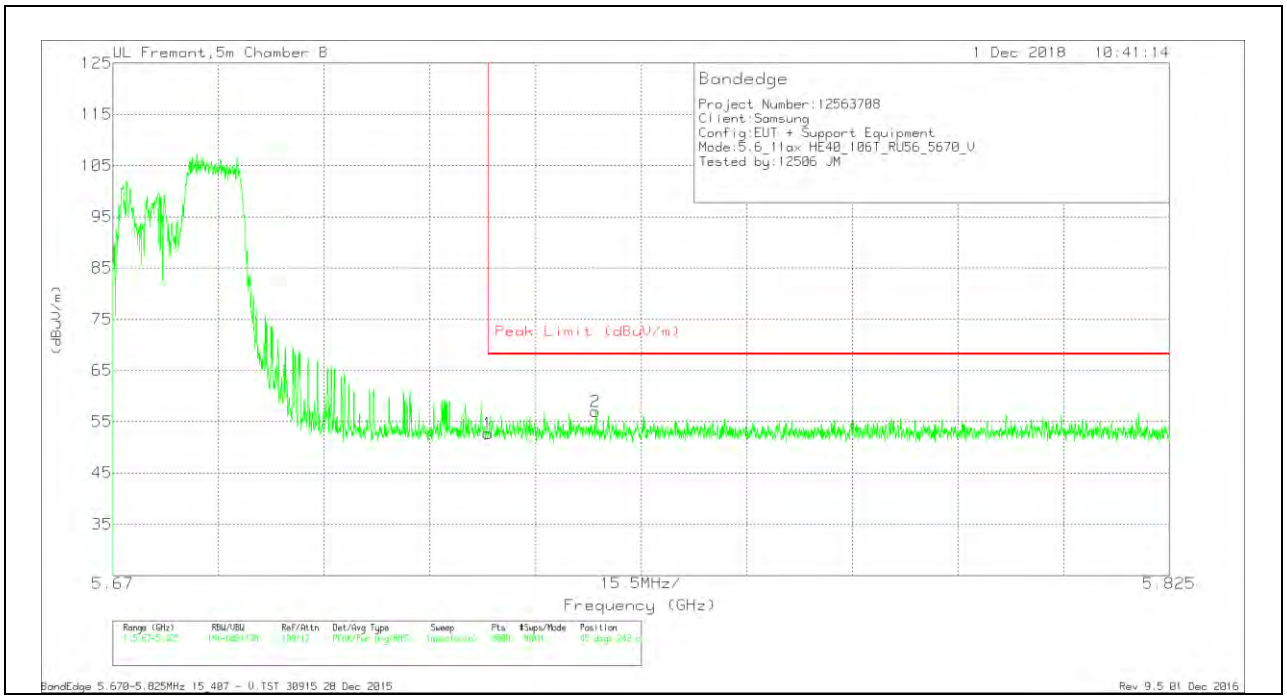

Trace Markers

Marker	Frequency (GHz)	Meter Reading (dBuV)	Det	AF T863 (dB/m)	Amp/Cbl/Fltr/Pad (dB)	Corrected Reading (dBuV/m)	Peak Limit (dBuV/m)	PK Margin (dB)	Azimuth (Degs)	Height (cm)	Polarity
1	5.725	36.05	Pk	35.5	-18.9	52.65	68.2	-15.55	85	242	V
2	5.741	40.33	Pk	35.5	-18.8	57.03	68.2	-11.17	85	242	V

Pk - Peak detector

UL VERIFICATION SERVICES INC.
47173 Benicia Street, Fremont, CA 94538; USA TEL:(510) 771-1000 FAX:(510) 661-0888
This report shall not be reproduced except in full, without the written approval of UL Verification Services Inc.

2TX Antenna 1 + Antenna 2 OFDMA MODE – 52-Tones, RU Index 37

BANDEDGE (LOW CHANNEL)

HORIZONTAL RESULT

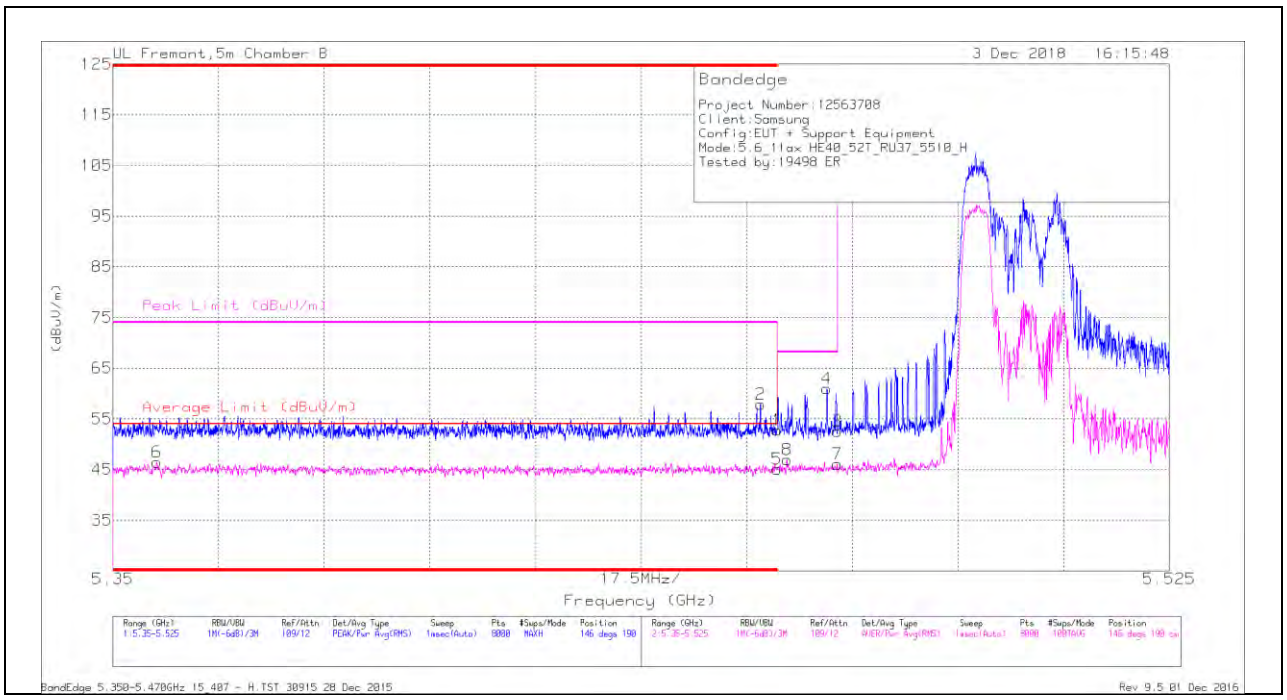

Trace Markers

Marker	Frequency (GHz)	Meter Reading (dBuV)	Det	AF T863 (dB/m)	Amp/Cbl/Fltr/Pad (dB)	DC Corr (dB)	Corrected Reading (dBuV/m)	Average Limit (dBuV/m)	Margin (dB)	Peak Limit (dBuV/m)	PK Margin (dB)	Azimuth (Degs)	Height (cm)	Polarity
6	* 5.357	29.07	RMS	35	-17.8	.21	46.48	54	-7.52	-	-	146	190	H
2	* 5.457	40.81	Pk	35.3	-18.2	0	57.91	-	-	74	-16.09	146	190	H
1	* 5.46	35.57	Pk	35.3	-18.1	0	52.77	-	-	74	-21.23	146	190	H
5	* 5.46	27.72	RMS	35.3	-18.1	.21	45.13	54	-8.87	-	-	146	190	H
8	5.462	29.5	RMS	35.3	-18	.21	47.01	-	-	-	-	146	190	H
4	5.468	43.76	Pk	35.3	-18.1	0	60.96	-	-	68.2	-7.24	146	190	H
3	5.47	35.42	Pk	35.3	-18.2	0	52.52	-	-	68.2	-15.68	146	190	H
7	5.47	28.82	RMS	35.3	-18.2	.21	46.13	-	-	-	-	146	190	H

* - indicates frequency in CFR47 Pt 15 / IC RSS-Restricted Band
Pk - Peak detector
RMS - RMS detection

UL VERIFICATION SERVICES INC.
47173 Benicia Street, Fremont, CA 94538; USA TEL:(510) 771-1000 FAX:(510) 661-0888
This report shall not be reproduced except in full, without the written approval of UL Verification Services Inc.

VERTICAL RESULT

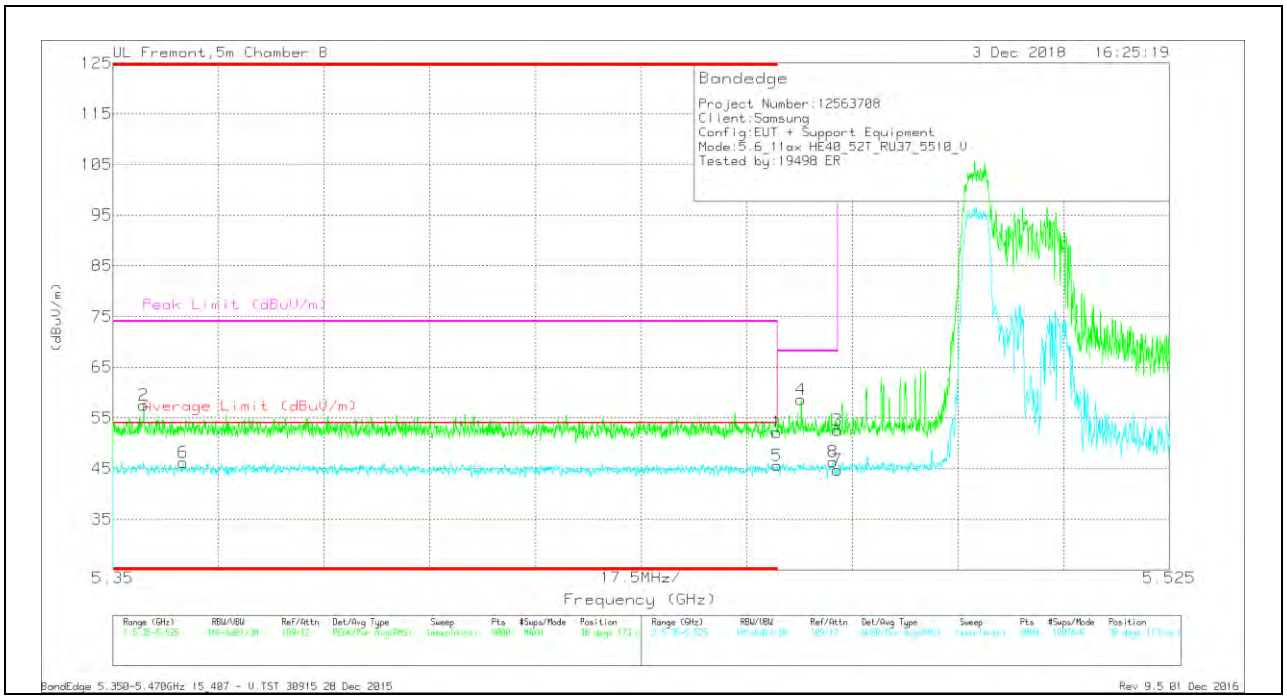

Trace Markers

Marker	Frequency (GHz)	Meter Reading (dBuV)	Det	AF T863 (dB/m)	Amp/Cbl/Fltr/Pad (dB)	DC Corr (dB)	Corrected Reading (dBuV/m)	Average Limit (dBuV/m)	Margin (dB)	Peak Limit (dBuV/m)	PK Margin (dB)	Azimuth (Degs)	Height (cm)	Polarity
2	* 5.355	40.15	Pk	35	-17.7	0	57.45	-	-	74	-16.55	38	173	V
6	* 5.362	28.74	RMS	35.1	-17.8	.21	46.25	54	-7.75	-	-	38	173	V
1	* 5.46	35	Pk	35.3	-18.1	0	52.2	-	-	74	-21.8	38	173	V
5	* 5.46	28.23	RMS	35.3	-18.1	.21	45.64	54	-8.36	-	-	38	173	V
4	5.464	41.16	Pk	35.3	-17.9	0	58.56	-	-	68.2	-9.64	38	173	V
8	5.469	29.08	RMS	35.3	-18.2	.21	46.39	-	-	-	-	38	173	V
3	5.47	35.47	Pk	35.3	-18.2	0	52.57	-	-	68.2	-15.63	38	173	V
7	5.47	27.43	RMS	35.3	-18.2	.21	44.74	-	-	-	-	38	173	V

* - indicates frequency in CFR47 Pt 15 / IC RSS-Restricted Band
Pk - Peak detector
RMS - RMS detection

UL VERIFICATION SERVICES INC.
47173 Benicia Street, Fremont, CA 94538; USA TEL:(510) 771-1000 FAX:(510) 661-0888
This report shall not be reproduced except in full, without the written approval of UL Verification Services Inc.

2TX Antenna 1 + Antenna 2 OFDMA MODE – 52-Tones, RU Index 44

BANDEDGE (HIGH CHANNEL)

HORIZONTAL RESULT

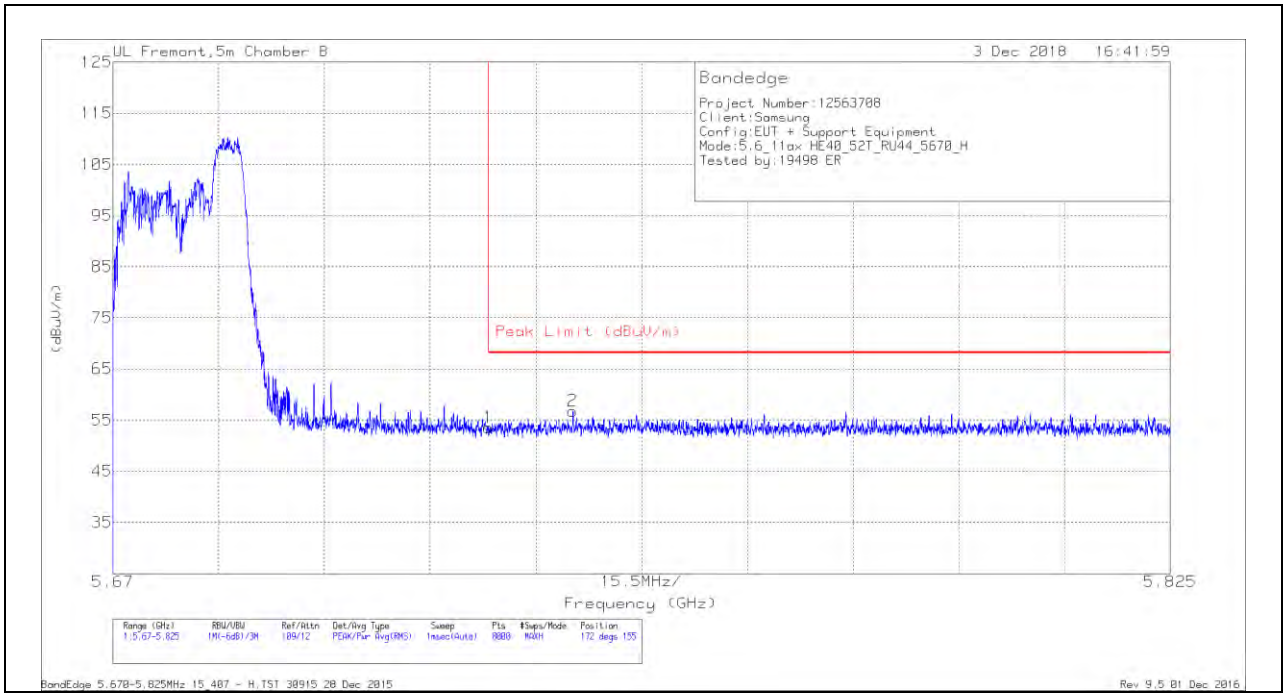

Trace Markers

Marker	Frequency (GHz)	Meter Reading (dBuV)	Det	AF T863 (dB/m)	Amp/Cbl/Fltr/Pad (dB)	Corrected Reading (dBuV/m)	Peak Limit (dBuV/m)	PK Margin (dB)	Azimuth (Degs)	Height (cm)	Polarity
1	5.725	36.92	Pk	35.5	-18.9	53.52	68.2	-14.68	172	155	H
2	5.737	40.01	Pk	35.5	-18.7	56.81	68.2	-11.39	172	155	H

Pk - Peak detector

UL VERIFICATION SERVICES INC.
47173 Benicia Street, Fremont, CA 94538; USA TEL:(510) 771-1000 FAX:(510) 661-0888
This report shall not be reproduced except in full, without the written approval of UL Verification Services Inc.

VERTICAL RESULT

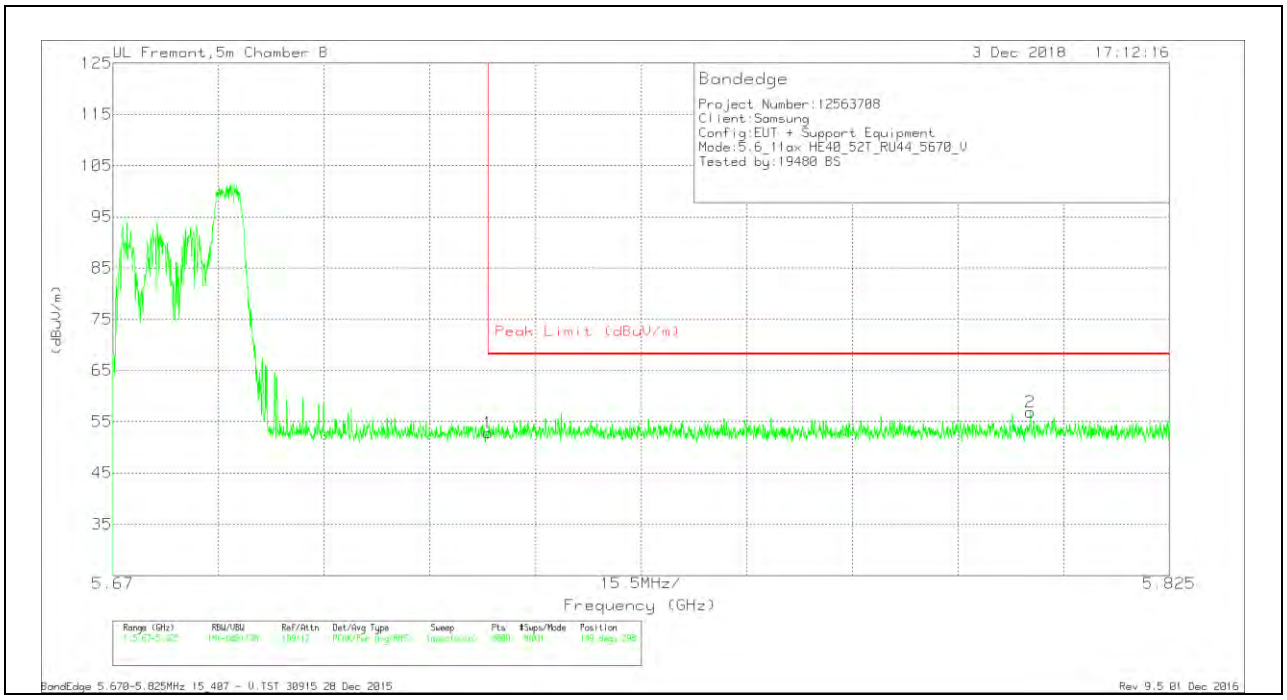

Trace Markers

Marker	Frequency (GHz)	Meter Reading (dBuV)	Det	AF T863 (dB/m)	Amp/Cbl/Fltr/Pad (dB)	Corrected Reading (dBuV/m)	Peak Limit (dBuV/m)	PK Margin (dB)	Azimuth (Degs)	Height (cm)	Polarity
1	5.725	36.21	Pk	35.5	-18.9	52.81	68.2	-15.39	149	298	V
2	5.805	39.97	Pk	35.5	-18.6	56.87	68.2	-11.33	149	298	V

Pk - Peak detector

UL VERIFICATION SERVICES INC.
47173 Benicia Street, Fremont, CA 94538; USA TEL:(510) 771-1000 FAX:(510) 661-0888
This report shall not be reproduced except in full, without the written approval of UL Verification Services Inc.

2TX Antenna 1 + Antenna 2 OFDMA MODE – 26-Tones, RU Index 0

BANDEDGE (LOW CHANNEL)

HORIZONTAL RESULT

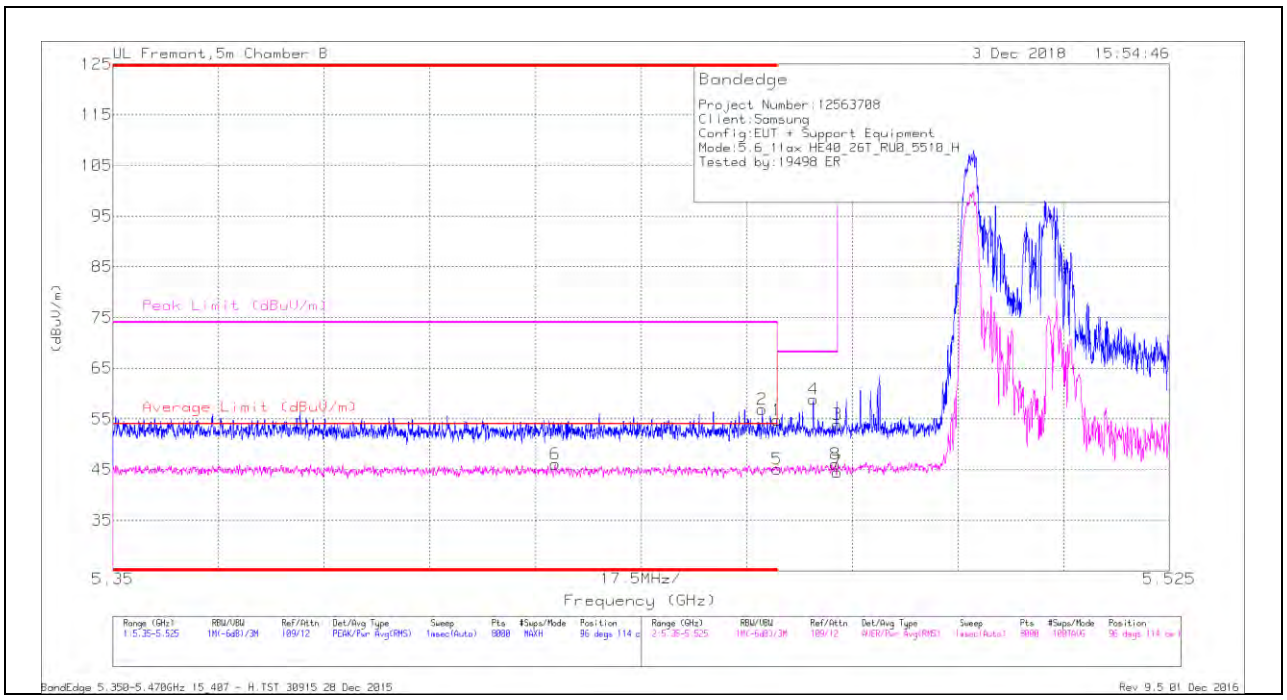

Trace Markers

Marker	Frequency (GHz)	Meter Reading (dBuV)	Det	AF T863 (dB/m)	Amp/Cbl/Fltr/Pad (dB)	DC Corr (dB)	Corrected Reading (dBuV/m)	Average Limit (dBuV/m)	Margin (dB)	Peak Limit (dBuV/m)	PK Margin (dB)	Azimuth (Degs)	Height (cm)	Polarity
6	* 5.423	29.05	RMS	35.2	-18.2	.11	46.16	54	-7.84	-	-	96	114	H
2	* 5.458	39.74	Pk	35.3	-18.2	0	56.84	-	-	74	-17.16	96	114	H
1	* 5.46	37.57	Pk	35.3	-18.1	0	54.77	-	-	74	-19.23	96	114	H
5	* 5.46	27.86	RMS	35.3	-18.1	.11	45.17	54	-8.83	-	-	96	114	H
4	5.466	41.57	Pk	35.3	-18	0	58.87	-	-	68.2	-9.33	96	114	H
3	5.47	36.83	Pk	35.3	-18.2	0	53.93	-	-	68.2	-14.27	96	114	H
7	5.47	27.42	RMS	35.3	-18.2	.11	44.63	-	-	-	-	96	114	H
8	5.47	28.92	RMS	35.3	-18.2	.11	46.13	-	-	-	-	96	114	H

* - indicates frequency in CFR47 Pt 15 / IC RSS-Restricted Band
Pk - Peak detector
RMS - RMS detection

UL VERIFICATION SERVICES INC.
47173 Benicia Street, Fremont, CA 94538; USA TEL:(510) 771-1000 FAX:(510) 661-0888
This report shall not be reproduced except in full, without the written approval of UL Verification Services Inc.

VERTICAL RESULT

Trace Markers

Marker	Frequency (GHz)	Meter Reading (dBuV)	Det	AF T863 (dB/m)	Amp/Cbl/Fltr/Pad (dB)	DC Corr (dB)	Corrected Reading (dBuV/m)	Average Limit (dBuV/m)	Margin (dB)	Peak Limit (dBuV/m)	PK Margin (dB)	Azimuth (Degs)	Height (cm)	Polarity
6	* 5.362	28.74	RMS	35.1	-17.8	.11	46.15	54	-7.85	-	-	61	116	V
2	* 5.38	39.48	Pk	35.1	-17.8	0	56.78	-	-	74	-17.22	61	116	V
1	* 5.46	36.93	Pk	35.3	-18.1	0	54.13	-	-	74	-19.87	61	116	V
5	* 5.46	27.89	RMS	35.3	-18.1	.11	45.2	54	-8.8	-	-	61	116	V
4	5.464	39.09	Pk	35.3	-17.9	0	56.49	-	-	68.2	-11.71	61	116	V
8	5.468	28.59	RMS	35.3	-18.1	.11	45.9	-	-	-	-	61	116	V
3	5.47	36.01	Pk	35.3	-18.2	0	53.11	-	-	68.2	-15.09	61	116	V
7	5.47	27.46	RMS	35.3	-18.2	.11	44.67	-	-	-	-	61	116	V

* - indicates frequency in CFR47 Pt 15 / IC RSS-Restricted Band
Pk - Peak detector
RMS - RMS detection

UL VERIFICATION SERVICES INC.
47173 Benicia Street, Fremont, CA 94538; USA TEL:(510) 771-1000 FAX:(510) 661-0888
This report shall not be reproduced except in full, without the written approval of UL Verification Services Inc.

2TX Antenna 1 + Antenna 2 OFDMA MODE – 26-Tones, RU Index 17

BANDEDGE (HIGH CHANNEL)

HORIZONTAL RESULT

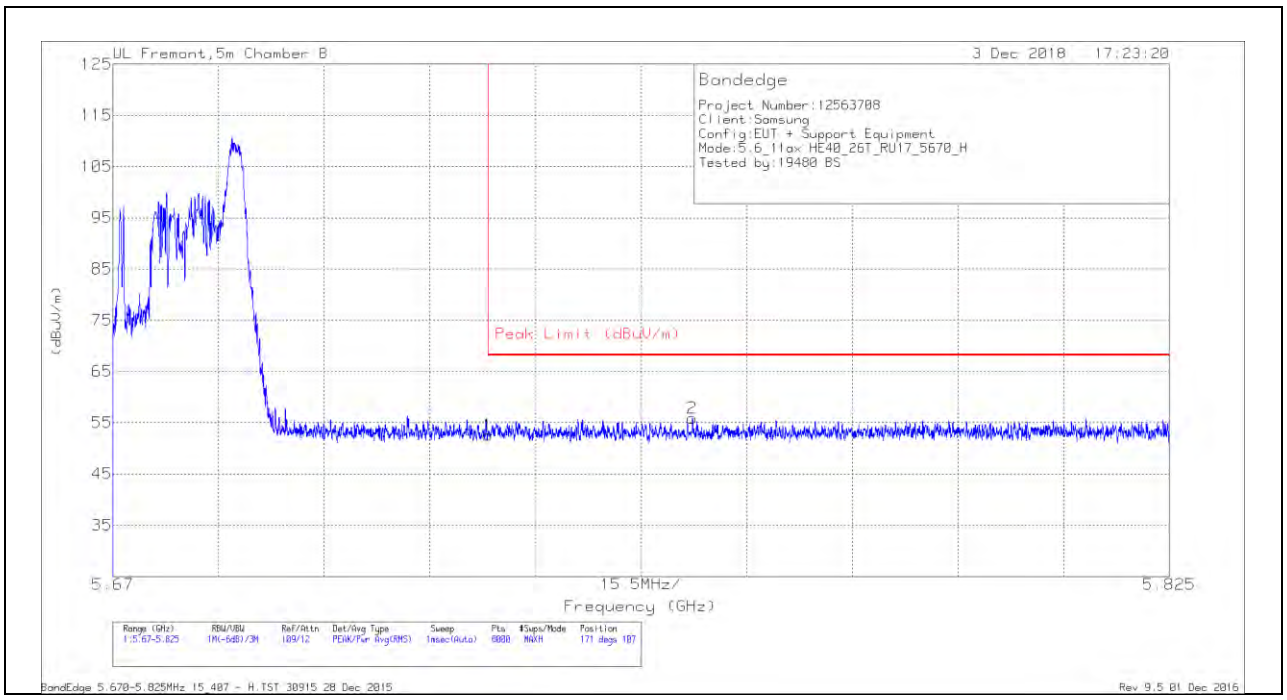

Trace Markers

Marker	Frequency (GHz)	Meter Reading (dBuV)	Det	AF T863 (dB/m)	Amp/Cbl/Fltr/Pad (dB)	Corrected Reading (dBuV/m)	Peak Limit (dBuV/m)	PK Margin (dB)	Azimuth (Degs)	Height (cm)	Polarity
1	5.725	36.02	Pk	35.5	-18.9	52.62	68.2	-15.58	171	107	H
2	5.755	39.19	Pk	35.5	-18.8	55.89	68.2	-12.31	171	107	H

Pk - Peak detector

UL VERIFICATION SERVICES INC.
47173 Benicia Street, Fremont, CA 94538; USA TEL:(510) 771-1000 FAX:(510) 661-0888
This report shall not be reproduced except in full, without the written approval of UL Verification Services Inc.

VERTICAL RESULT

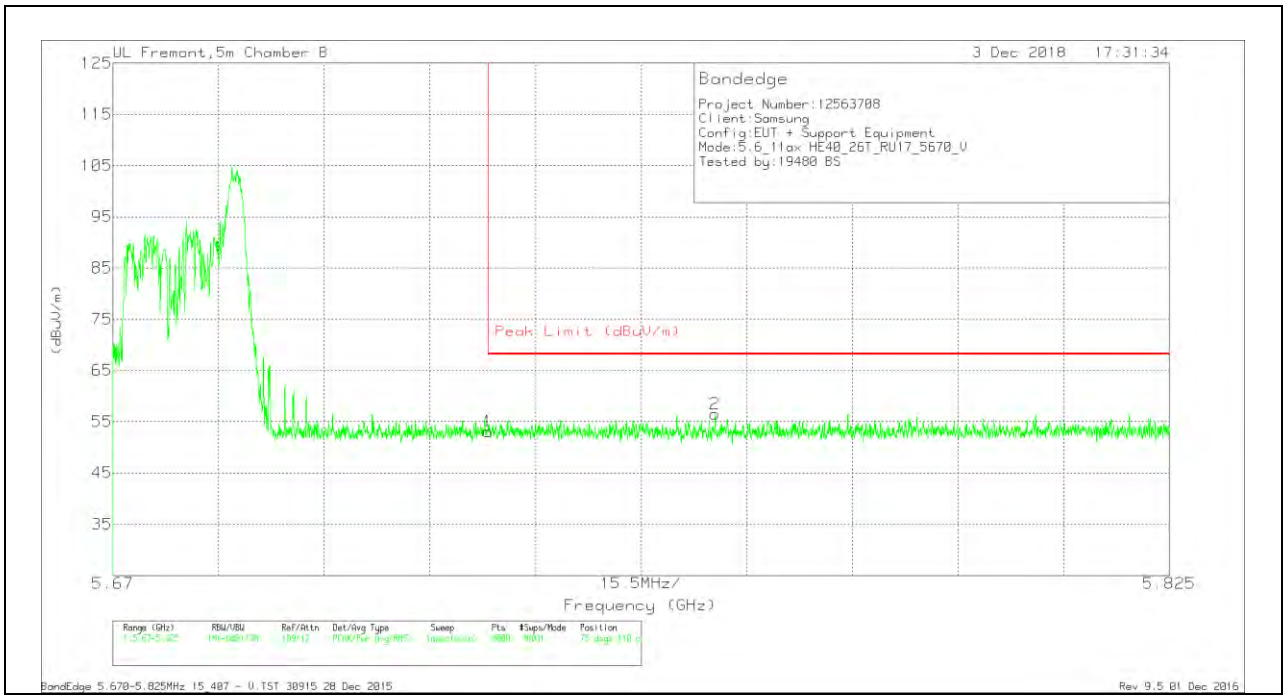

Trace Markers

Marker	Frequency (GHz)	Meter Reading (dBuV)	Det	AF T863 (dB/m)	Amp/Cbl/Fltr/Pad (dB)	Corrected Reading (dBuV/m)	Peak Limit (dBuV/m)	PK Margin (dB)	Azimuth (Degs)	Height (cm)	Polarity
1	5.725	36.45	Pk	35.5	-18.9	53.05	68.2	-15.15	75	110	V
2	5.758	39.75	Pk	35.5	-18.7	56.55	68.2	-11.65	75	110	V

Pk - Peak detector

UL VERIFICATION SERVICES INC.
47173 Benicia Street, Fremont, CA 94538; USA TEL:(510) 771-1000 FAX:(510) 661-0888
This report shall not be reproduced except in full, without the written approval of UL Verification Services Inc.

2TX Antenna 1 + Antenna 2 OFDMA MODE – 106-Tones, RU Index 56

HARMONICS AND SPURIOUS EMISSIONS

LOW CHANNEL RESULTS

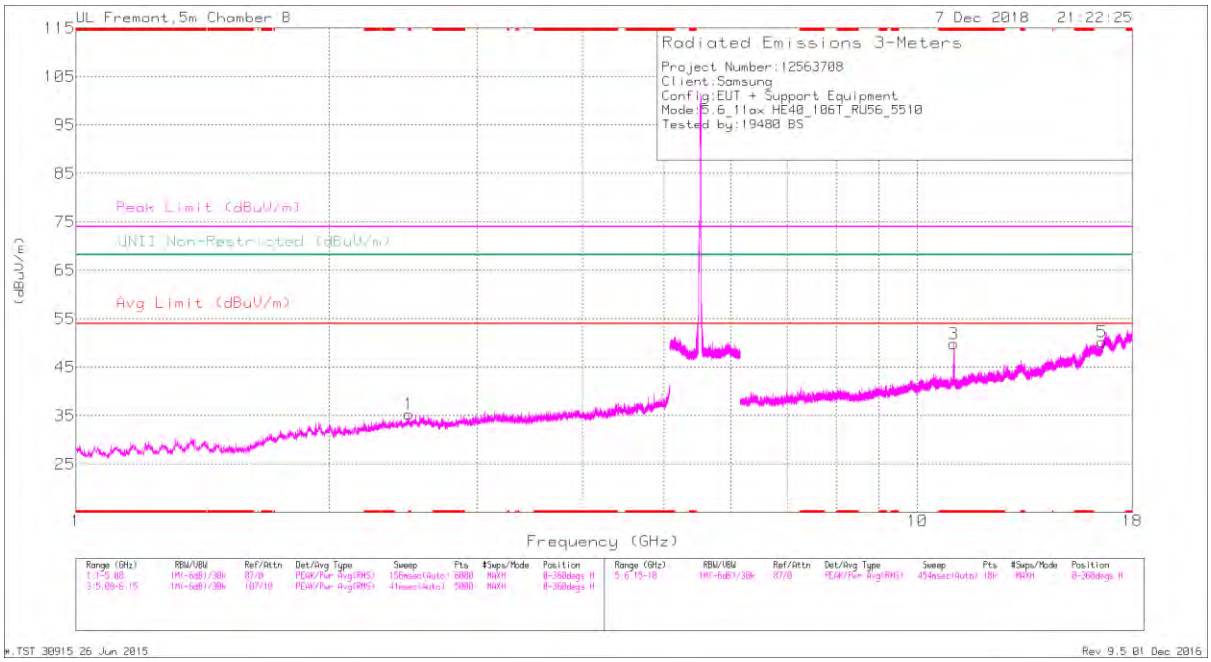

HORIZONTAL

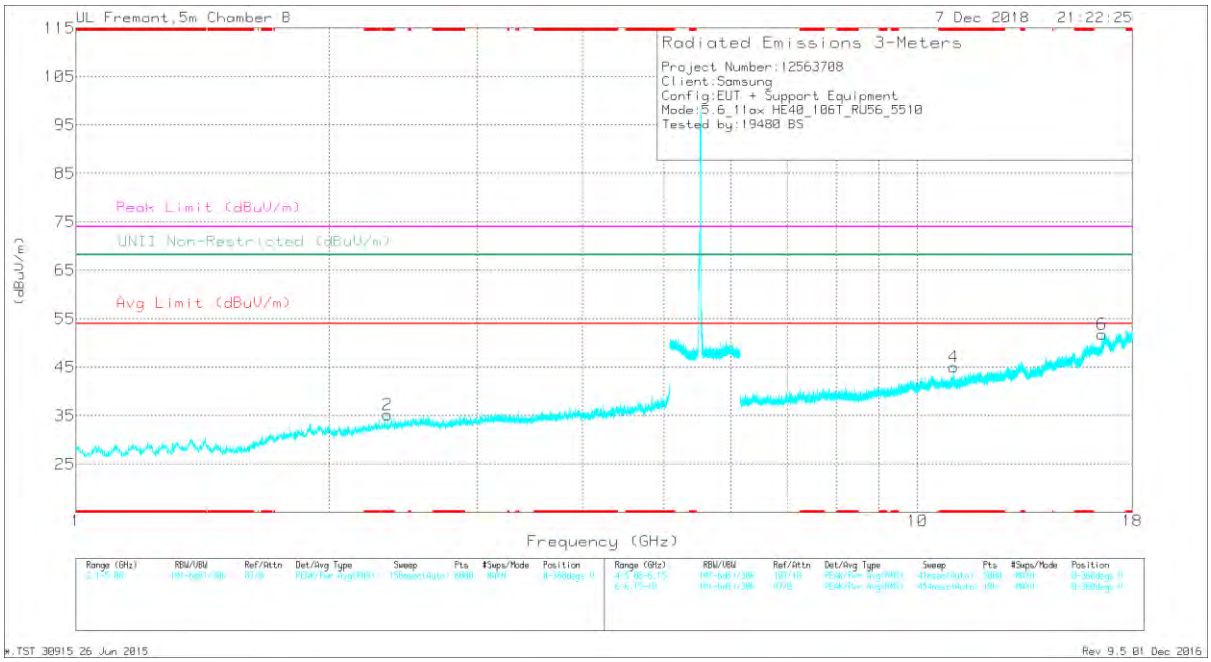

VERTICAL

UL VERIFICATION SERVICES INC.
47173 Benicia Street, Fremont, CA 94538; USA TEL:(510) 771-1000 FAX:(510) 661-0888
This report shall not be reproduced except in full, without the written approval of UL Verification Services Inc.

RADIATED EMISSIONS

Marker	Frequency (GHz)	Meter Reading (dBuV)	Det	AF T863 (dB/m)	Amp/Cbl/Fltr/Pad (dB)	DC Corr (dB)	Corrected Reading (dBuV/m)	Avg Limit (dBuV/m)	Margin (dB)	Peak Limit (dBuV/m)	PK Margin (dB)	UNII Non-Restricted (dBuV/m)	PK Margin (dB)	Azimuth (Degs)	Height (cm)	Polarity
1	* 2.487	39.95	PK-U	32.6	-32.1	0	40.45	-	-	74	-33.55	-	-	111	170	H
	* 2.485	28.37	ADR	32.6	-32.1	.49	29.36	54	-24.64	-	-	-	-	111	170	H
2	* 2.345	39.97	PK-U	32.2	-32.2	0	39.97	-	-	74	-34.03	-	-	23	191	V
	* 2.348	28.25	ADR	32.2	-32.2	.49	28.74	54	-25.26	-	-	-	-	23	191	V
3	* 11.05	41.42	PK-U	37.9	-22.1	0	57.22	-	-	74	-16.78	-	-	188	242	H
	* 11.05	30.26	ADR	37.9	-22.1	.49	46.55	54	-7.45	-	-	-	-	188	242	H
4	* 11.054	38.22	PK-U	37.9	-22.2	0	53.92	-	-	74	-20.08	-	-	77	117	V
	* 11.05	26.45	ADR	37.9	-22.1	.49	42.74	54	-11.26	-	-	-	-	77	117	V
6	16.574	36	PK-U	43.1	-18.9	0	60.2	-	-	-	-	68.2	-8	177	170	V
5	16.585	31.75	PK-U	43.1	-19	0	55.85	-	-	-	-	68.2	-12.35	220	163	H

* - indicates frequency in CFR47 Pt 15 / IC RSS-Restricted Band
PK-U - U-NII: Maximum Peak
ADR - U-NII AD primary method, RMS average

UL VERIFICATION SERVICES INC.
47173 Benicia Street, Fremont, CA 94538; USA TEL:(510) 771-1000 FAX:(510) 661-0888
This report shall not be reproduced except in full, without the written approval of UL Verification Services Inc.

MID CHANNEL RESULTS

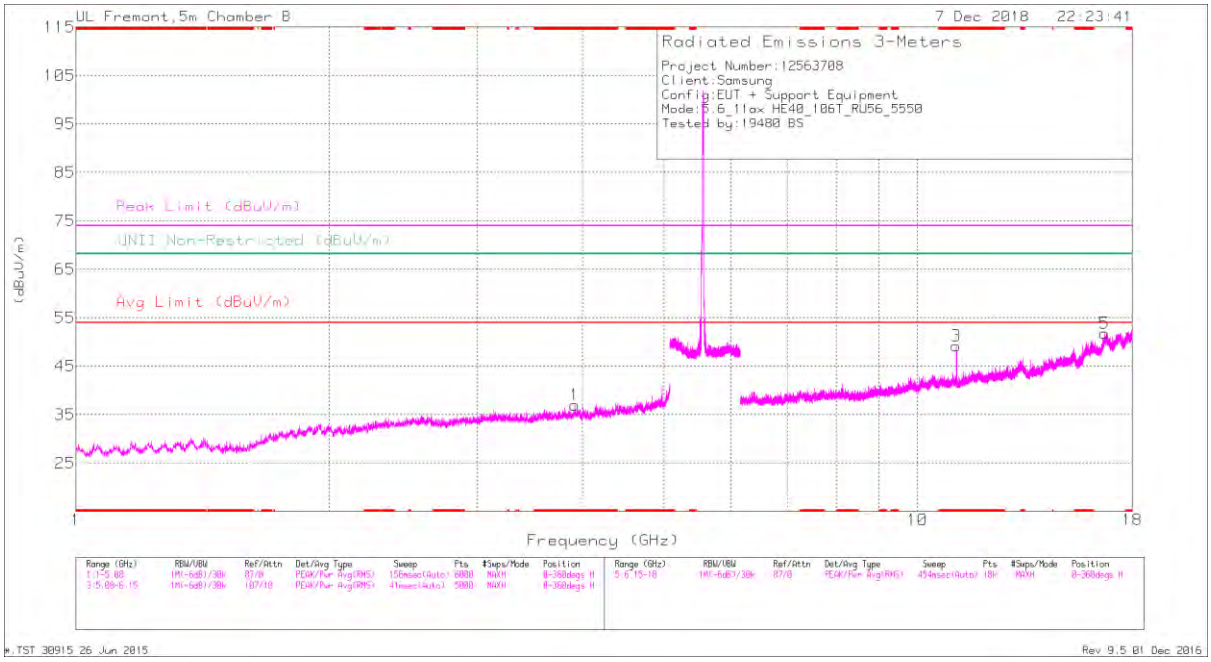

HORIZONTAL

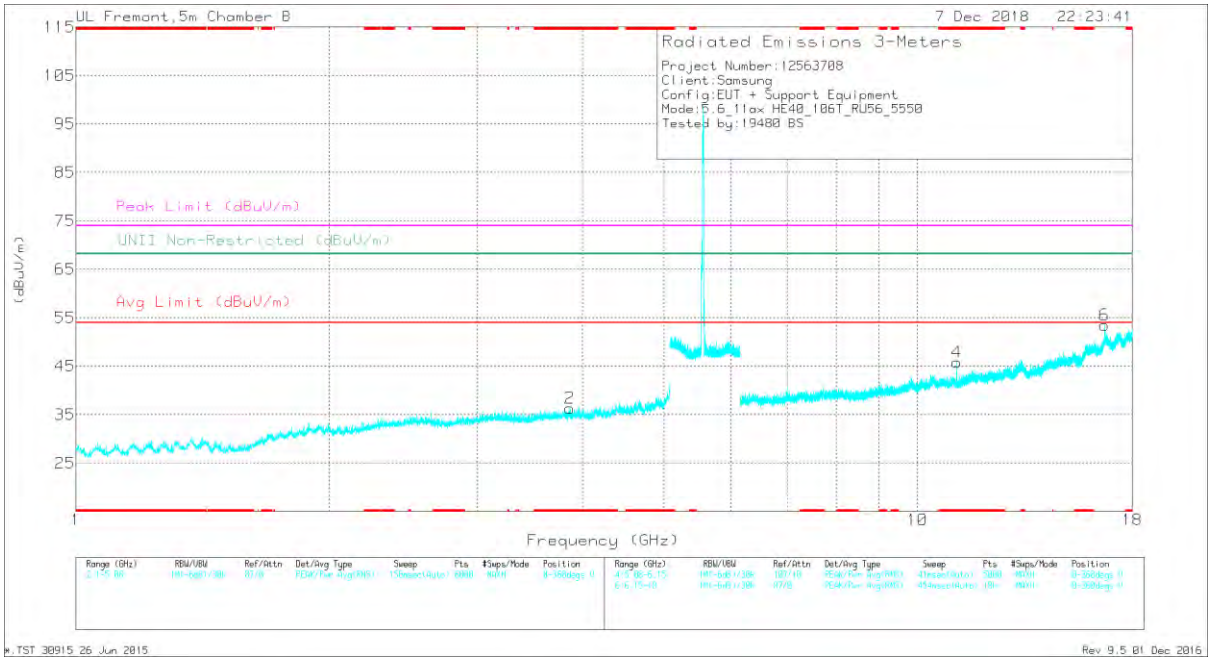

VERTICAL

UL VERIFICATION SERVICES INC.
47173 Benicia Street, Fremont, CA 94538; USA TEL:(510) 771-1000 FAX:(510) 661-0888
This report shall not be reproduced except in full, without the written approval of UL Verification Services Inc.

RADIATED EMISSIONS

Marker	Frequency (GHz)	Meter Reading (dBuV)	Det	AF T863 (dB/m)	Amp/Cbl/Fltr/Pad (dB)	DC Corr (dB)	Corrected Reading (dBuV/m)	Avg Limit (dBuV/m)	Margin (dB)	Peak Limit (dBuV/m)	PK Margin (dB)	UNII Non-Restricted (dBuV/m)	PK Margin (dB)	Azimuth (Degs)	Height (cm)	Polarity
1	* 3.916	38.82	PK-U	33.4	-30	0	42.22	-	-	74	-31.78	-	-	44	320	H
	* 3.916	27.47	ADR	33.4	-30	.49	31.36	54	-22.64	-	-	-	-	44	320	H
2	* 3.859	40.23	PK-U	33.4	-30.9	0	42.73	-	-	74	-31.27	-	-	152	381	V
	* 3.861	28.37	ADR	33.4	-30.9	.49	31.36	54	-22.64	-	-	-	-	152	381	V
3	* 11.13	41.29	PK-U	37.9	-22.9	0	56.29	-	-	74	-17.71	-	-	189	247	H
	* 11.13	30.05	ADR	37.9	-22.9	.49	45.54	54	-8.46	-	-	-	-	189	247	H
4	* 11.132	36.83	PK-U	37.9	-22.9	0	51.83	-	-	74	-22.17	-	-	79	115	V
	* 11.13	25.59	ADR	37.9	-22.9	.49	41.08	54	-12.92	-	-	-	-	79	115	V
5	16.681	30.76	PK-U	44.1	-18	0	56.86	-	-	-	-	68.2	-11.34	253	195	H
6	16.7	34.67	PK-U	44.4	-17.7	0	61.37	-	-	-	-	68.2	-6.83	200	123	V

* - indicates frequency in CFR47 Pt 15 / IC RSS-Restricted Band
PK-U - U-NII: Maximum Peak
ADR - U-NII AD primary method, RMS average

UL VERIFICATION SERVICES INC.
47173 Benicia Street, Fremont, CA 94538; USA TEL:(510) 771-1000 FAX:(510) 661-0888
This report shall not be reproduced except in full, without the written approval of UL Verification Services Inc.

HIGH CHANNEL RESULTS

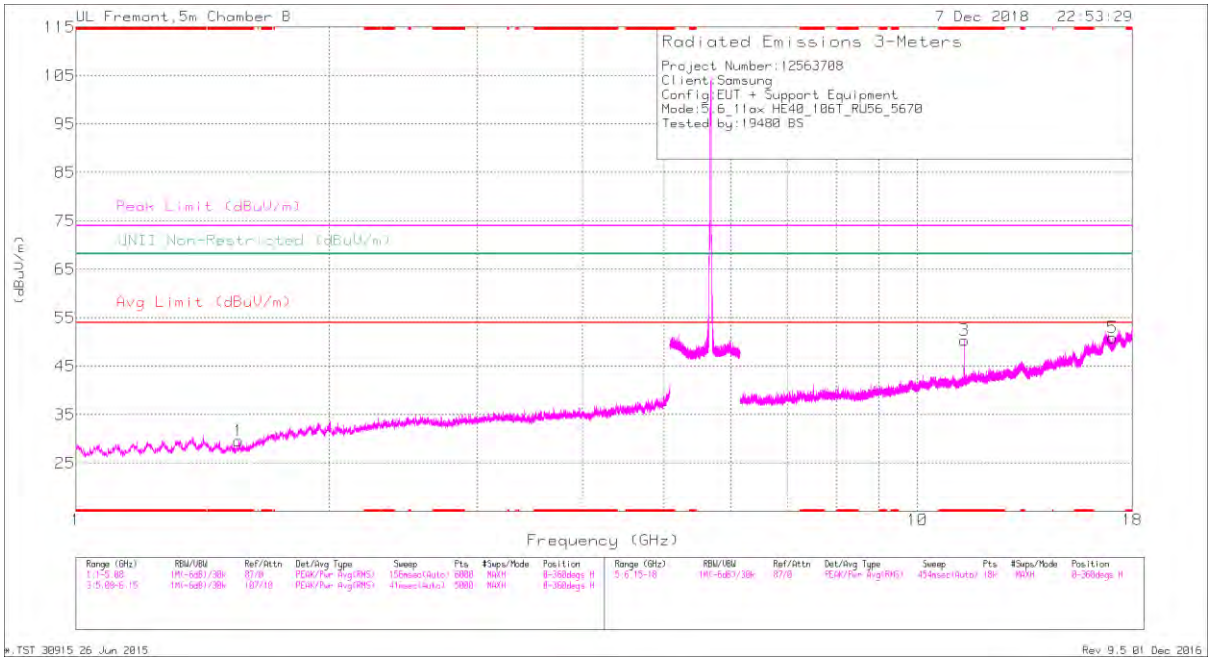

HORIZONTAL

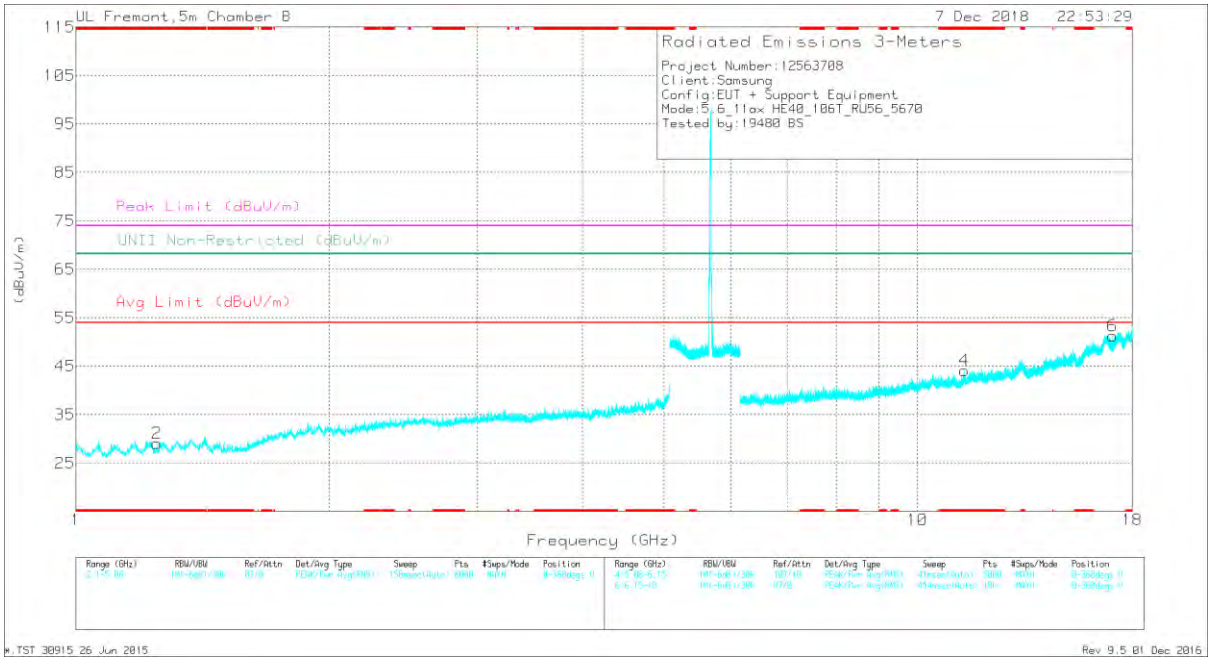

VERTICAL

UL VERIFICATION SERVICES INC.
47173 Benicia Street, Fremont, CA 94538; USA TEL:(510) 771-1000 FAX:(510) 661-0888
This report shall not be reproduced except in full, without the written approval of UL Verification Services Inc.

RADIATED EMISSIONS

Marker	Frequency (GHz)	Meter Reading (dBuV)	Det	AF T863 (dB/m)	Amp/Cbl/Fltr/Pad (dB)	DC Corr (dB)	Corrected Reading (dBuV/m)	Avg Limit (dBuV/m)	Margin (dB)	Peak Limit (dBuV/m)	PK Margin (dB)	UNII Non-Restricted (dBuV/m)	PK Margin (dB)	Azimuth (Degs)	Height (cm)	Polarity
1	* 1.561	41.75	PK-U	27.7	-33.9	0	35.55	-	-	74	-38.45	-	-	48	331	H
	* 1.561	29.74	ADR	27.7	-33.9	.49	24.03	54	-29.97	-	-	-	-	48	331	H
2	* 1.249	41.27	PK-U	28.3	-34.3	0	35.27	-	-	74	-38.73	-	-	270	181	V
	* 1.246	28.97	ADR	28.3	-34.3	.49	23.46	54	-30.54	-	-	-	-	270	181	V
3	* 11.371	42.85	PK-U	38.3	-22.6	0	58.55	-	-	74	-15.45	-	-	185	102	H
	* 11.37	27.86	ADR	38.3	-22.6	.49	44.05	54	-9.95	-	-	-	-	185	102	H
4	* 11.387	33.78	PK-U	38.4	-22.6	0	49.58	-	-	74	-24.42	-	-	50	288	V
	* 11.37	21.73	ADR	38.3	-22.6	.49	37.94	54	-16.06	-	-	-	-	50	288	V
5	17.053	31.36	PK-U	43.3	-18.5	0	56.16	-	-	-	-	68.2	-12.04	198	346	H
6	17.053	33.84	PK-U	43.3	-18.5	0	58.64	-	-	-	-	68.2	-9.56	195	307	V

* - indicates frequency in CFR47 Pt 15 / IC RSS-Restricted Band
PK-U - U-NII: Maximum Peak
ADR - U-NII AD primary method, RMS average

UL VERIFICATION SERVICES INC.
47173 Benicia Street, Fremont, CA 94538; USA TEL:(510) 771-1000 FAX:(510) 661-0888
This report shall not be reproduced except in full, without the written approval of UL Verification Services Inc.

CHANNEL 142 RESULTS

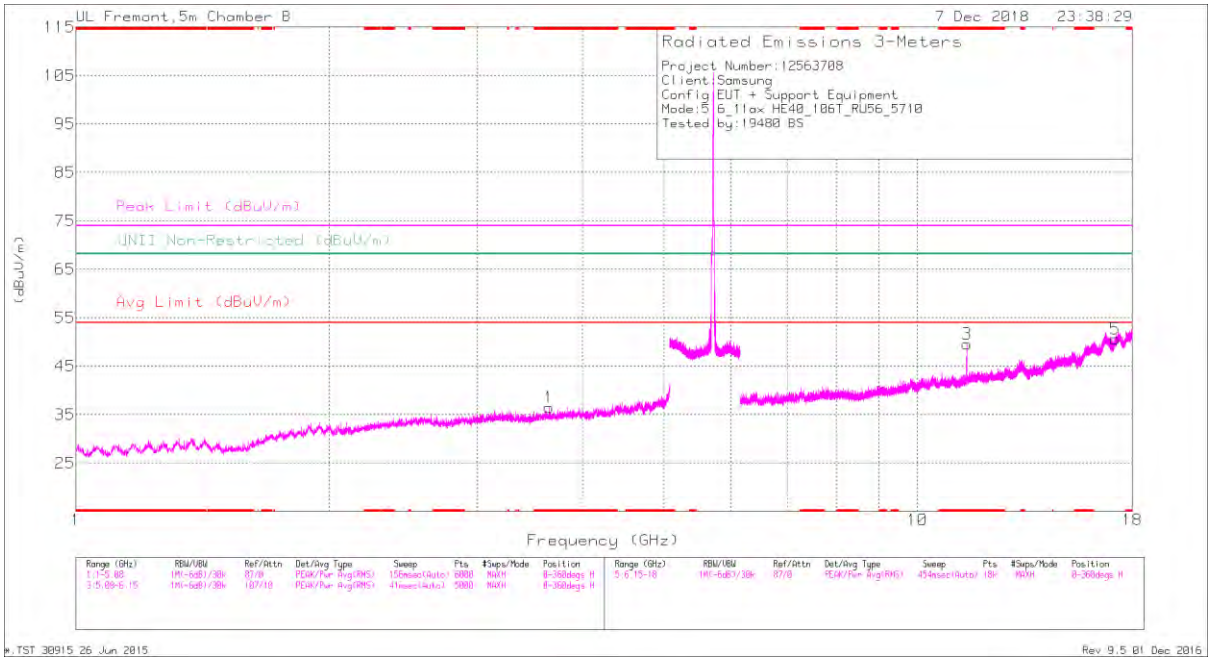

HORIZONTAL

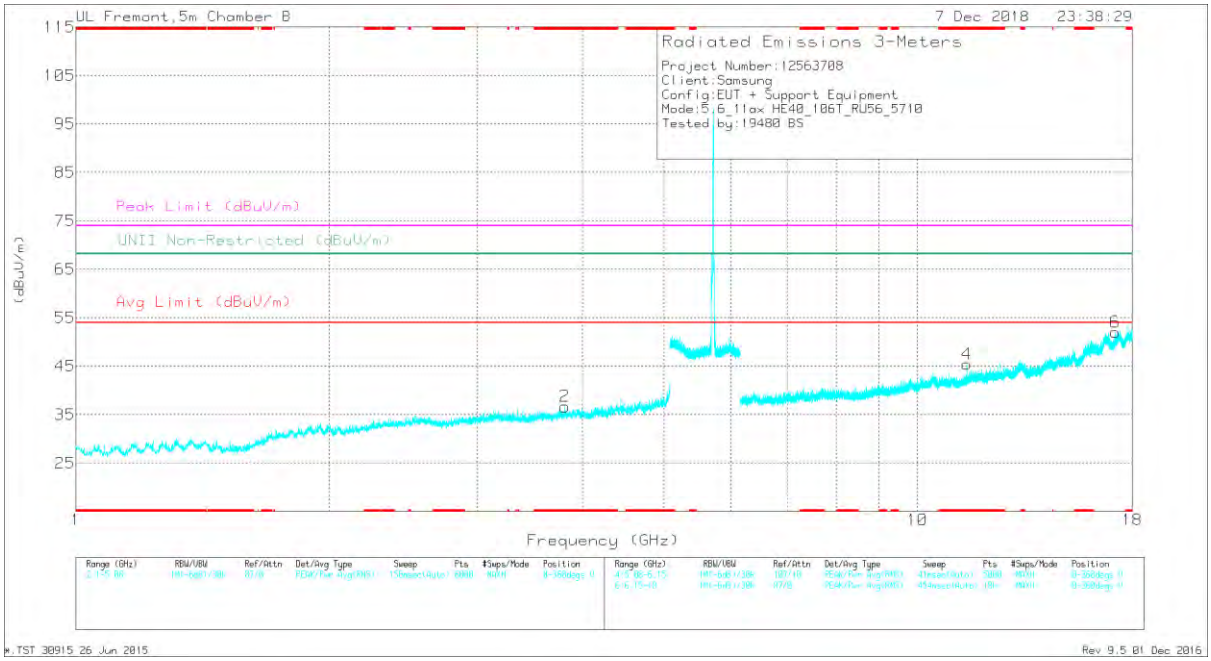

VERTICAL

UL VERIFICATION SERVICES INC.
47173 Benicia Street, Fremont, CA 94538; USA TEL:(510) 771-1000 FAX:(510) 661-0888
This report shall not be reproduced except in full, without the written approval of UL Verification Services Inc.

RADIATED EMISSIONS

Marker	Frequency (GHz)	Meter Reading (dBuV)	Det	AF T863 (dB/m)	Amp/Cbl/Fltr/Pad (dB)	DC Corr (dB)	Corrected Reading (dBuV/m)	Avg Limit (dBuV/m)	Margin (dB)	Peak Limit (dBuV/m)	PK Margin (dB)	UNII Non-Restricted (dBuV/m)	PK Margin (dB)	Azimuth (Degs)	Height (cm)	Polarity
1	* 3.649	39.46	PK-U	33.3	-31	0	41.76	-	-	74	-32.24	-	-	188	209	H
	* 3.651	28.11	ADR	33.3	-31.1	.49	30.8	54	-23.2	-	-	-	-	188	209	H
2	* 3.81	40.21	PK-U	33.4	-30.6	0	43.01	-	-	74	-30.99	-	-	5	276	V
	* 3.811	28.33	ADR	33.4	-30.6	.49	31.62	54	-22.38	-	-	-	-	5	276	V
3	* 11.452	41.65	PK-U	38.4	-22.6	0	57.45	-	-	74	-16.55	-	-	82	107	H
	* 11.45	29.29	ADR	38.4	-22.6	.49	45.58	54	-8.42	-	-	-	-	82	107	H
4	* 11.45	36.75	PK-U	38.4	-22.6	0	52.55	-	-	74	-21.45	-	-	150	204	V
	* 11.449	24.85	ADR	38.4	-22.6	.49	41.14	54	-12.86	-	-	-	-	150	204	V
5	17.165	31.93	PK-U	43.6	-18.6	0	56.93	-	-	-	-	68.2	-11.27	347	340	H
6	17.176	35.36	PK-U	43.6	-18.6	0	60.36	-	-	-	-	68.2	-7.84	172	226	V

* - indicates frequency in CFR47 Pt 15 / IC RSS-Restricted Band
PK-U - U-NII: Maximum Peak
ADR - U-NII AD primary method, RMS average

UL VERIFICATION SERVICES INC.
47173 Benicia Street, Fremont, CA 94538; USA TEL:(510) 771-1000 FAX:(510) 661-0888
This report shall not be reproduced except in full, without the written approval of UL Verification Services Inc.

10.1.21. TX ABOVE 1 GHz 802.11ax HE80 MODE IN THE 5.6 GHz BAND

2TX Antenna 1 + Antenna 2 OFDMA MODE – 996-Tones, RU Index 67

BANDEDGE (LOW CHANNEL)

HORIZONTAL RESULT

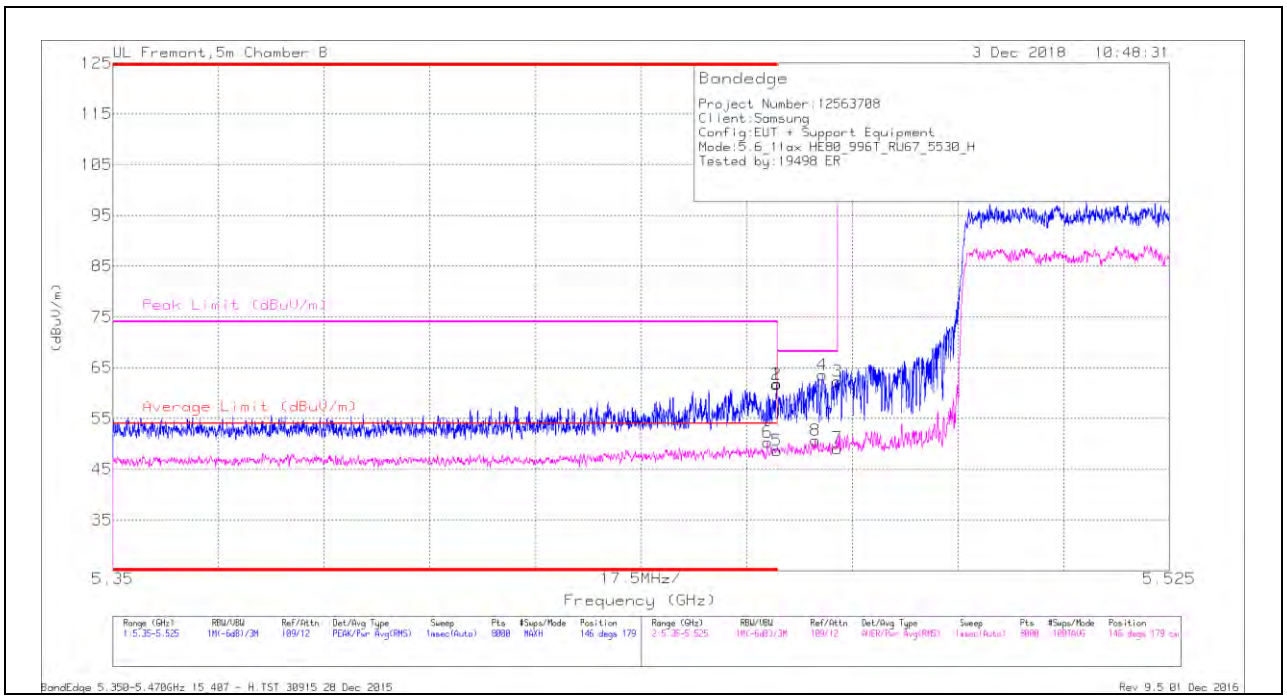

Trace Markers

Marker	Frequency (GHz)	Meter Reading (dBuV)	Det	AF T863 (dB/m)	Amp/Cbl/Fltr/Pad (dB)	DC Corr (dB)	Corrected Reading (dBuV/m)	Average Limit (dBuV/m)	Margin (dB)	Peak Limit (dBuV/m)	PK Margin (dB)	Azimuth (Degs)	Height (cm)	Polarity
6	* 5.458	31.28	RMS	35.3	-18.2	1.92	50.3	54	-3.7	-	-	146	179	H
1	* 5.46	44.63	Pk	35.3	-18.1	0	61.83	-	-	74	-12.17	146	179	H
2	* 5.46	44.54	Pk	35.3	-18.1	0	61.74	-	-	74	-12.26	146	179	H
5	* 5.46	29.63	RMS	35.3	-18.1	1.92	48.75	54	-5.25	-	-	146	179	H
8	5.466	31.59	RMS	35.3	-18.1	1.92	50.71	-	-	-	-	146	179	H
4	5.468	46.47	Pk	35.3	-18.2	0	63.57	-	-	68.2	-4.63	146	179	H
3	5.47	45.18	Pk	35.3	-18.2	0	62.28	-	-	68.2	-5.92	146	179	H
7	5.47	30.14	RMS	35.3	-18.2	1.92	49.16	-	-	-	-	146	179	H

* - indicates frequency in CFR47 Pt 15 / IC RSS-Restricted Band
Pk - Peak detector
RMS - RMS detection

UL VERIFICATION SERVICES INC.
47173 Benicia Street, Fremont, CA 94538; USA TEL:(510) 771-1000 FAX:(510) 661-0888
This report shall not be reproduced except in full, without the written approval of UL Verification Services Inc.

VERTICAL RESULT

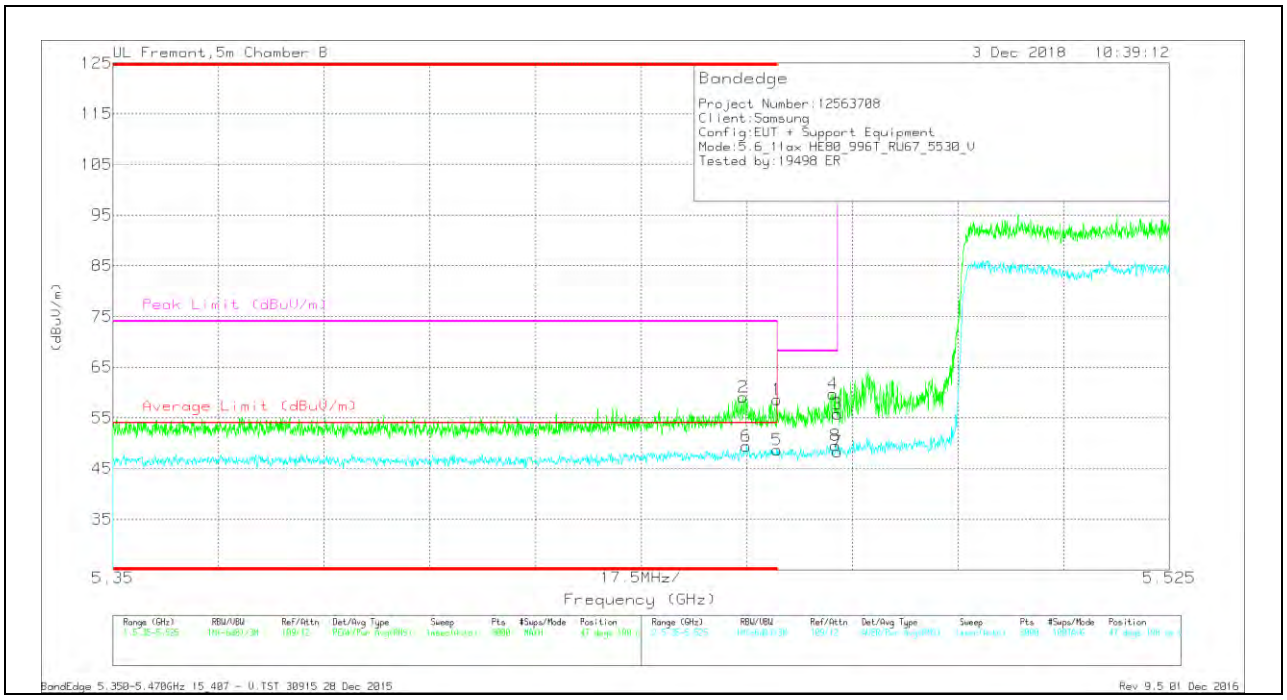

Trace Markers

Marker	Frequency (GHz)	Meter Reading (dBuV)	Det	AF T863 (dB/m)	Amp/Cbl/Fltr/Pad (dB)	DC Corr (dB)	Corrected Reading (dBuV/m)	Average Limit (dBuV/m)	Margin (dB)	Peak Limit (dBuV/m)	PK Margin (dB)	Azimuth (Degs)	Height (cm)	Polarity
2	* 5.454	42.07	Pk	35.3	-18.3	0	59.07	-	-	74	-14.93	47	188	V
6	* 5.455	30.38	RMS	35.3	-18.1	1.92	49.5	54	-4.5	-	-	47	188	V
1	* 5.46	41.37	Pk	35.3	-18.1	0	58.57	-	-	74	-15.43	47	188	V
5	* 5.46	29.56	RMS	35.3	-18.1	1.92	48.68	54	-5.32	-	-	47	188	V
4	5.469	42.62	Pk	35.3	-18.2	0	59.72	-	-	68.2	-8.48	47	188	V
3	5.47	38.67	Pk	35.3	-18.2	0	55.77	-	-	68.2	-12.43	47	188	V
7	5.47	29.37	RMS	35.3	-18.2	1.92	48.39	-	-	-	-	47	188	V
8	5.47	30.58	RMS	35.3	-18.2	1.92	49.6	-	-	-	-	47	188	V

* - indicates frequency in CFR47 Pt 15 / IC RSS-Restricted Band
Pk - Peak detector
RMS - RMS detection

UL VERIFICATION SERVICES INC.
47173 Benicia Street, Fremont, CA 94538; USA TEL:(510) 771-1000 FAX:(510) 661-0888
This report shall not be reproduced except in full, without the written approval of UL Verification Services Inc.

BANDEDGE (HIGH CHANNEL)

HORIZONTAL RESULT

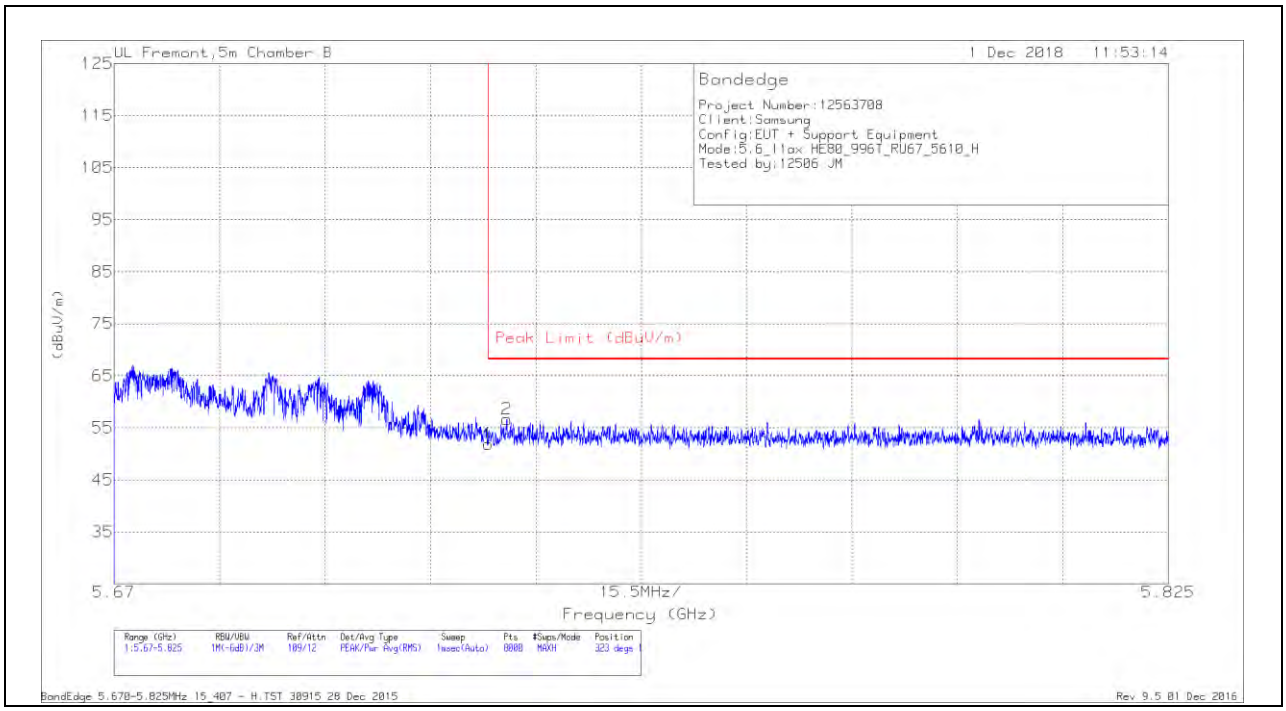

Trace Markers

Marker	Frequency (GHz)	Meter Reading (dBuV)	Det	AF T863 (dB/m)	Amp/Cbl/Fltr/Pad (dB)	Corrected Reading (dBuV/m)	Peak Limit (dBuV/m)	PK Margin (dB)	Azimuth (Degs)	Height (cm)	Polarity
1	5.725	35.28	Pk	35.5	-18.9	51.88	68.2	-16.32	323	197	H
2	5.728	39.94	Pk	35.5	-18.8	56.64	68.2	-11.56	323	197	H

Pk - Peak detector

UL VERIFICATION SERVICES INC.
47173 Benicia Street, Fremont, CA 94538; USA TEL:(510) 771-1000 FAX:(510) 661-0888
This report shall not be reproduced except in full, without the written approval of UL Verification Services Inc.

VERTICAL RESULT

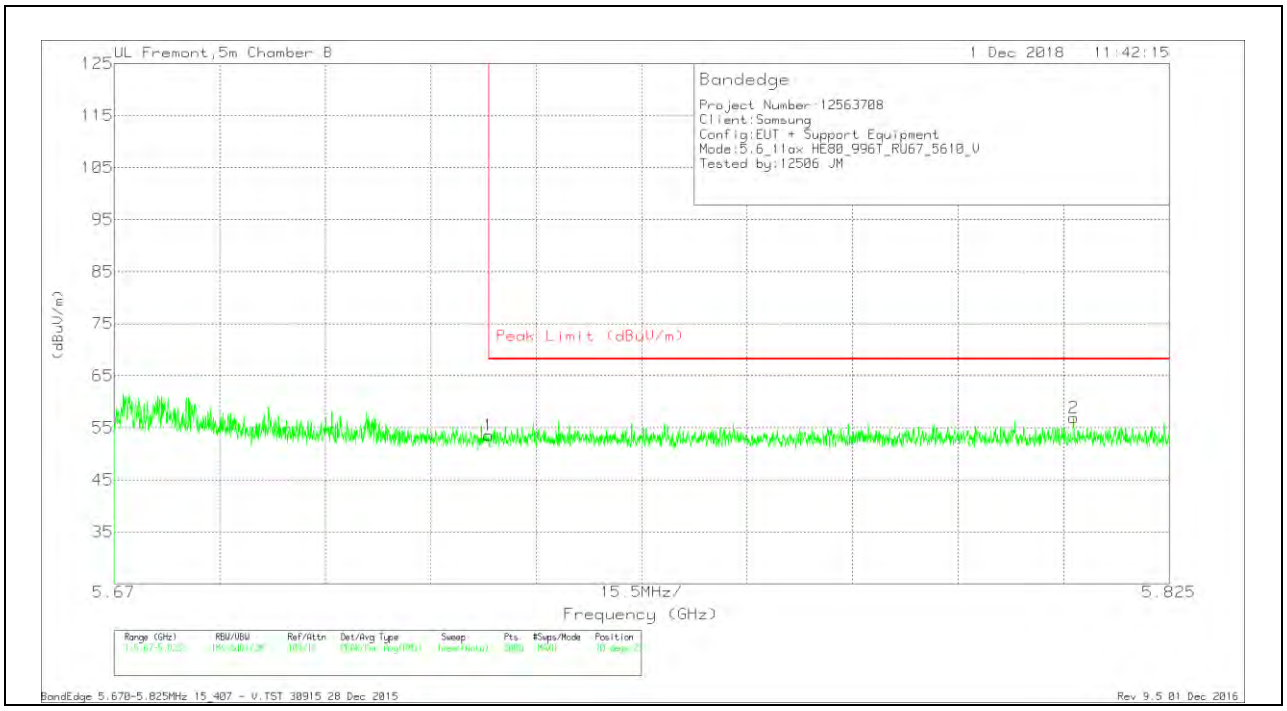

Trace Markers

Marker	Frequency (GHz)	Meter Reading (dBuV)	Det	AF T863 (dB/m)	Amp/Cbl/Fltr/Pad (dB)	Corrected Reading (dBuV/m)	Peak Limit (dBuV/m)	PK Margin (dB)	Azimuth (Degs)	Height (cm)	Polarity
1	5.725	36.93	Pk	35.5	-18.9	53.53	68.2	-14.67	70	256	V
2	5.811	39.93	Pk	35.5	-18.5	56.93	68.2	-11.27	70	256	V

Pk - Peak detector

UL VERIFICATION SERVICES INC.
47173 Benicia Street, Fremont, CA 94538; USA TEL:(510) 771-1000 FAX:(510) 661-0888
This report shall not be reproduced except in full, without the written approval of UL Verification Services Inc.

HARMONICS AND SPURIOUS EMISSIONS

LOW CHANNEL RESULTS

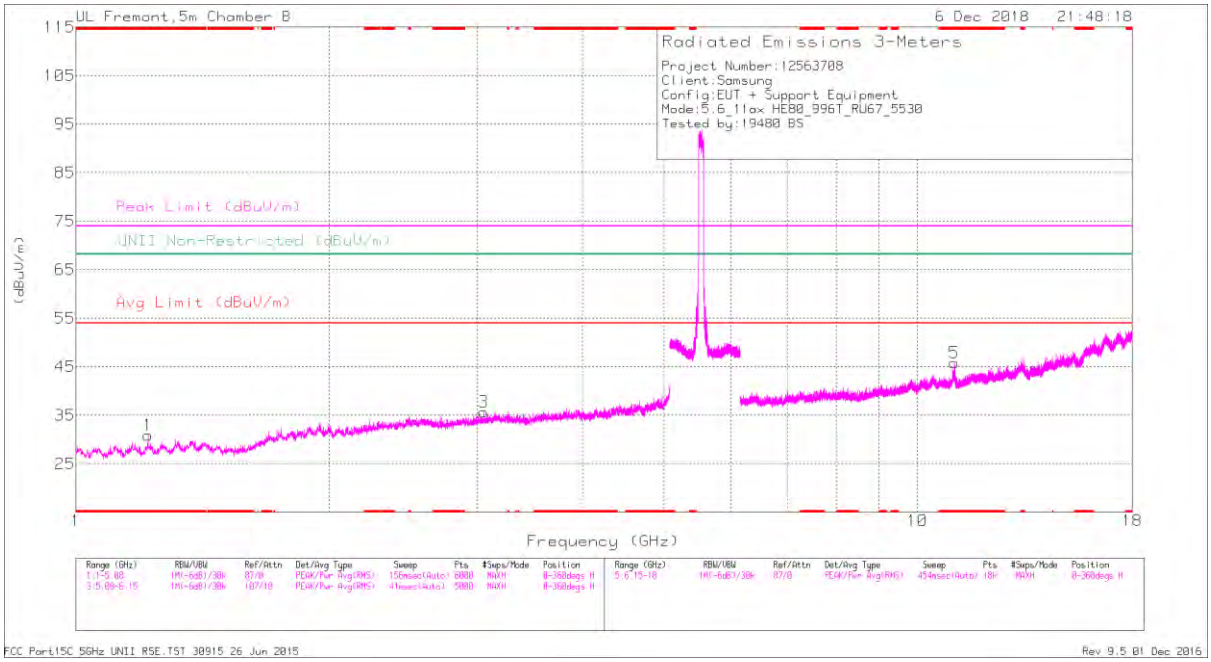

HORIZONTAL

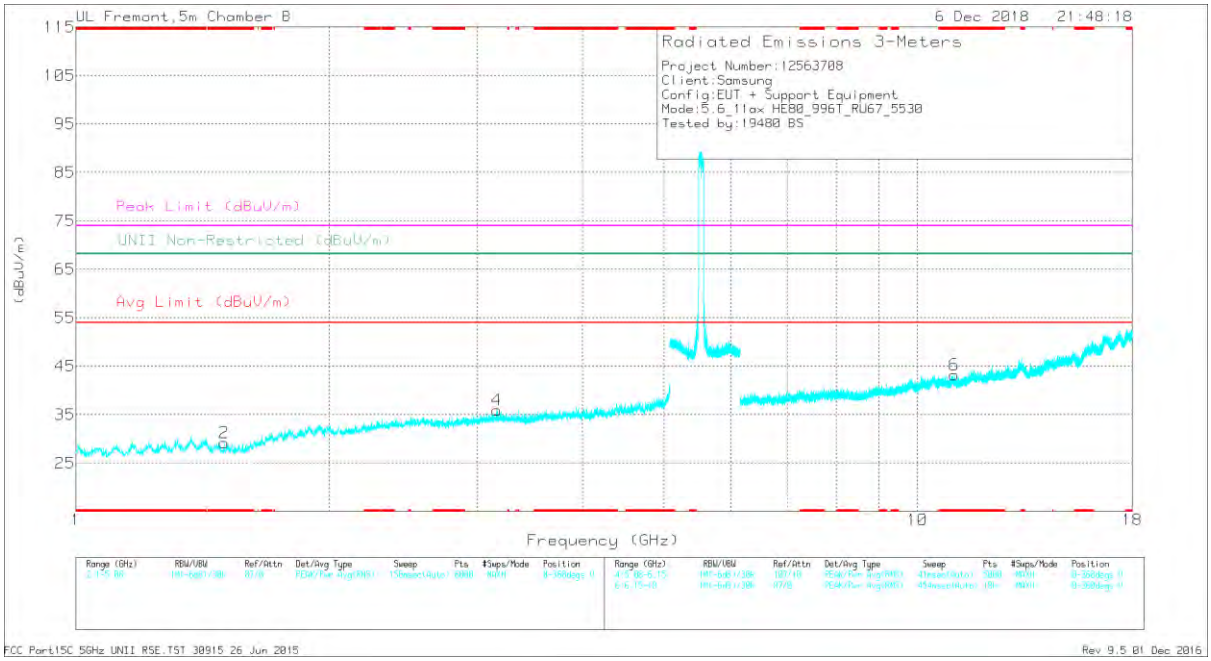

VERTICAL

UL VERIFICATION SERVICES INC.
47173 Benicia Street, Fremont, CA 94538; USA TEL:(510) 771-1000 FAX:(510) 661-0888
This report shall not be reproduced except in full, without the written approval of UL Verification Services Inc.

RADIATED EMISSIONS

Marker	Frequency (GHz)	Meter Reading (dBuV)	Det	AF T863 (dB/m)	Amp/Cbl/Fltr/Pad (dB)	DC Corr (dB)	Corrected Reading (dBuV/m)	Avg Limit (dBuV/m)	Margin (dB)	Peak Limit (dBuV/m)	PK Margin (dB)	UNII Non-Restricted (dBuV/m)	PK Margin (dB)	Azimuth (Degs)	Height (cm)	Polarity
1	* 1.218	42.18	PK-U	28.2	-34.2	0	36.18	-	-	74	-37.82	-	-	321	352	H
	* 1.22	30.1	ADR	28.3	-34.2	1.92	26.12	54	-27.88	-	-	-	-	321	352	H
2	* 1.5	41.29	PK-U	27.7	-33.8	0	35.19	-	-	74	-38.81	-	-	103	220	V
	* 1.501	29.03	ADR	27.7	-33.8	1.92	24.85	54	-29.15	-	-	-	-	103	220	V
5	* 11.075	35.72	PK-U	37.8	-22.4	0	51.12	-	-	74	-22.88	-	-	159	299	H
	* 11.07	23.28	ADR	37.9	-22.3	1.92	40.8	54	-13.2	-	-	-	-	159	299	H
6	* 11.076	34.22	PK-U	37.8	-22.4	0	49.62	-	-	74	-24.38	-	-	64	108	V
	* 11.071	22.44	ADR	37.9	-22.3	1.2	39.96	54	-14.04	-	-	-	-	64	108	V
3	3.05	39.96	PK-U	33	-31.3	0	41.66	-	-	-	-	68.2	-26.54	340	134	H
4	3.16	39.18	PK-U	33.1	-30.9	0	41.38	-	-	-	-	68.2	-26.82	201	395	V

* - indicates frequency in CFR47 Pt 15 / IC RSS-Restricted Band
PK-U - U-NII: Maximum Peak
ADR - U-NII AD primary method, RMS average

UL VERIFICATION SERVICES INC.
47173 Benicia Street, Fremont, CA 94538; USA TEL:(510) 771-1000 FAX:(510) 661-0888
This report shall not be reproduced except in full, without the written approval of UL Verification Services Inc.

HIGH CHANNEL RESULTS

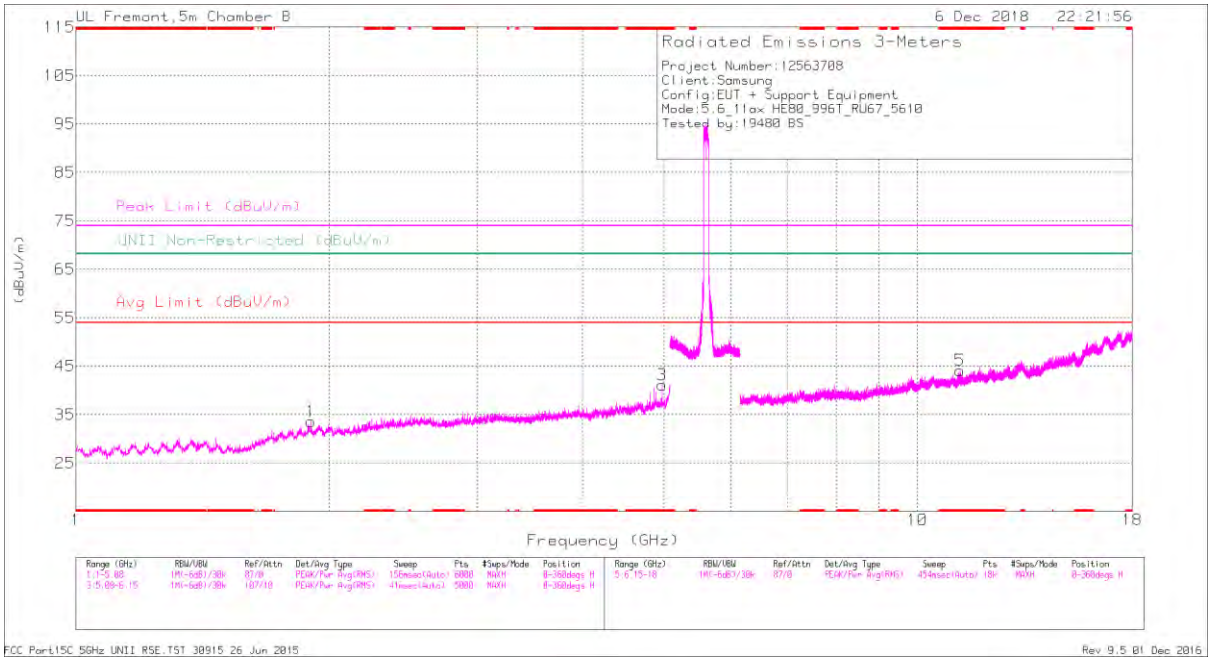

HORIZONTAL

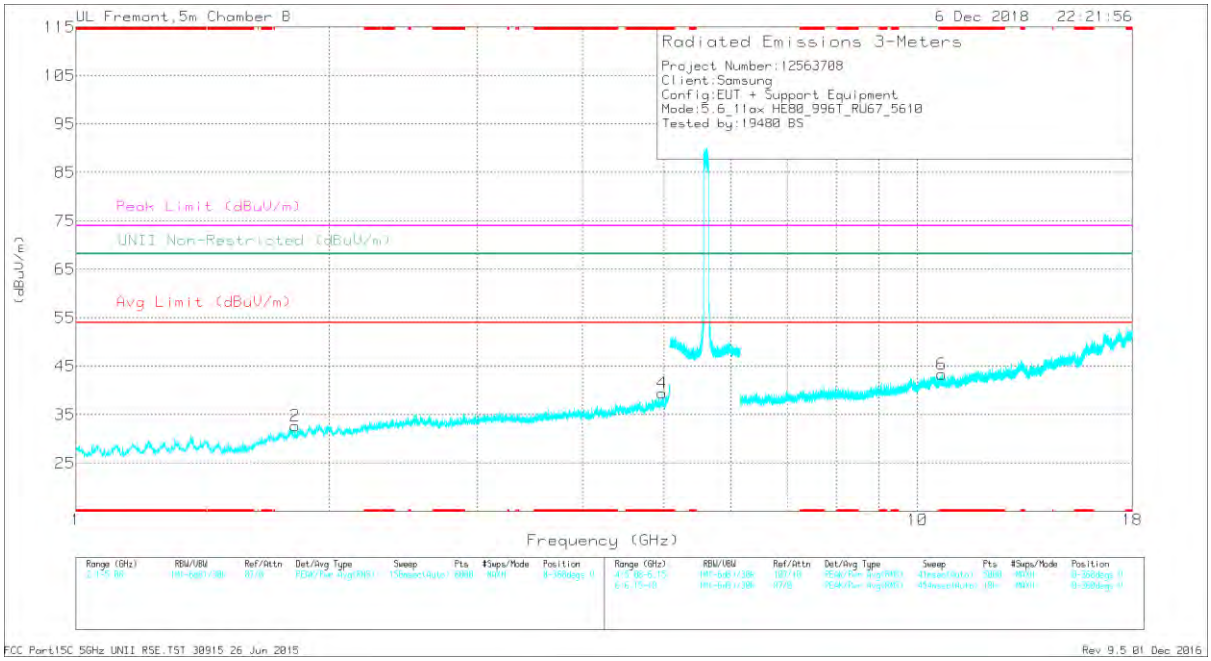

VERTICAL

UL VERIFICATION SERVICES INC.
47173 Benicia Street, Fremont, CA 94538; USA TEL:(510) 771-1000 FAX:(510) 661-0888
This report shall not be reproduced except in full, without the written approval of UL Verification Services Inc.

RADIATED EMISSIONS

Marker	Frequency (GHz)	Meter Reading (dBuV)	Det	AF T863 (dB/m)	Amp/Cbl/Fltr/Pad (dB)	DC Corr (dB)	Corrected Reading (dBuV/m)	Avg Limit (dBuV/m)	Margin (dB)	Peak Limit (dBuV/m)	PK Margin (dB)	UNII Non-Restricted (dBuV/m)	PK Margin (dB)	Azimuth (Degs)	Height (cm)	Polarity
3	* 4.97	40.48	PK-U	34.5	-28.6	0	46.38	-	-	74	-27.62	-	-	88	254	H
	* 4.97	27.61	ADR	34.5	-28.5	1.92	35.53	54	-18.47	-	-	-	-	88	254	H
4	* 4.971	38.99	PK-U	34.5	-28.5	0	44.99	-	-	74	-29.01	-	-	41	104	V
	* 4.97	26.96	ADR	34.5	-28.6	1.92	34.78	54	-19.22	-	-	-	-	41	104	V
5	* 11.231	34.57	PK-U	38.1	-22.6	0	50.07	-	-	74	-23.93	-	-	77	106	H
	* 11.231	22.69	ADR	38.1	-22.6	1.92	40.11	54	-13.89	-	-	-	-	77	106	H
6	* 10.692	32.75	PK-U	37.8	-22.3	0	48.25	-	-	74	-25.75	-	-	185	200	V
	* 10.69	21.56	ADR	37.8	-22.3	1.92	38.98	54	-15.02	-	-	-	-	185	200	V
2	1.822	40.65	PK-U	30.8	-33.5	0	37.95	-	-	-	-	68.2	-30.25	354	149	V
1	1.9	41.19	PK-U	31.1	-32.7	0	39.59	-	-	-	-	68.2	-28.61	210	148	H

* - indicates frequency in CFR47 Pt 15 / IC RSS-Restricted Band
PK-U - U-NII: Maximum Peak
ADR - U-NII AD primary method, RMS average

UL VERIFICATION SERVICES INC.
47173 Benicia Street, Fremont, CA 94538; USA TEL:(510) 771-1000 FAX:(510) 661-0888
This report shall not be reproduced except in full, without the written approval of UL Verification Services Inc.

CHANNEL 138 RESULTS

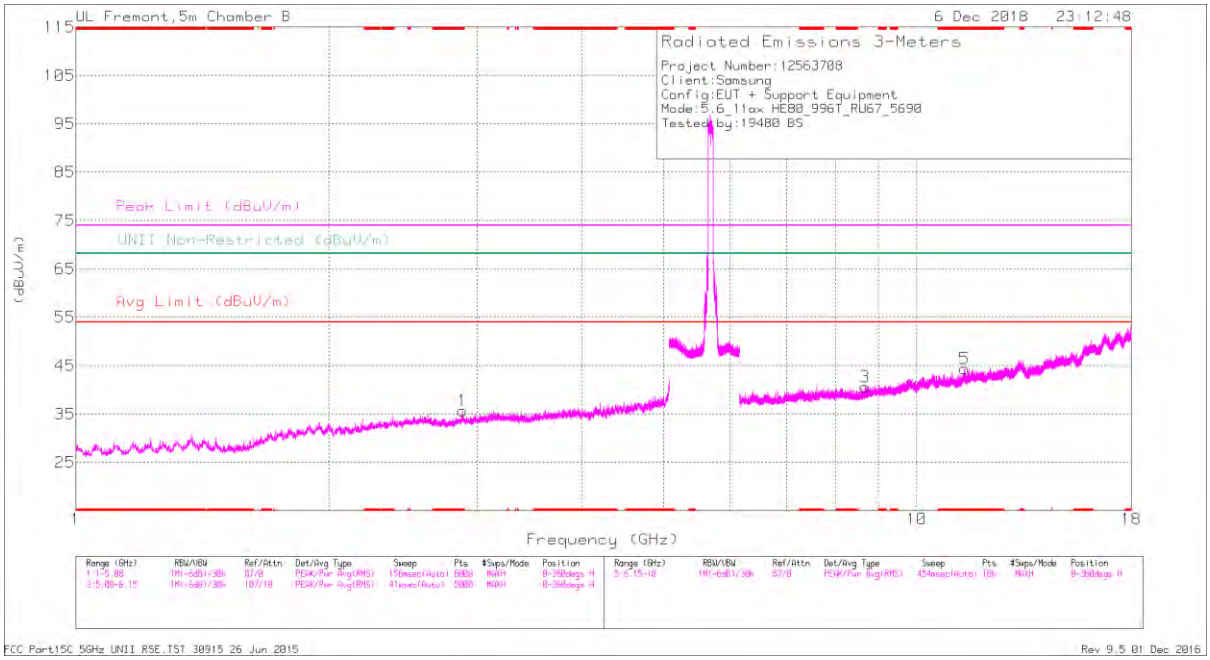

HORIZONTAL

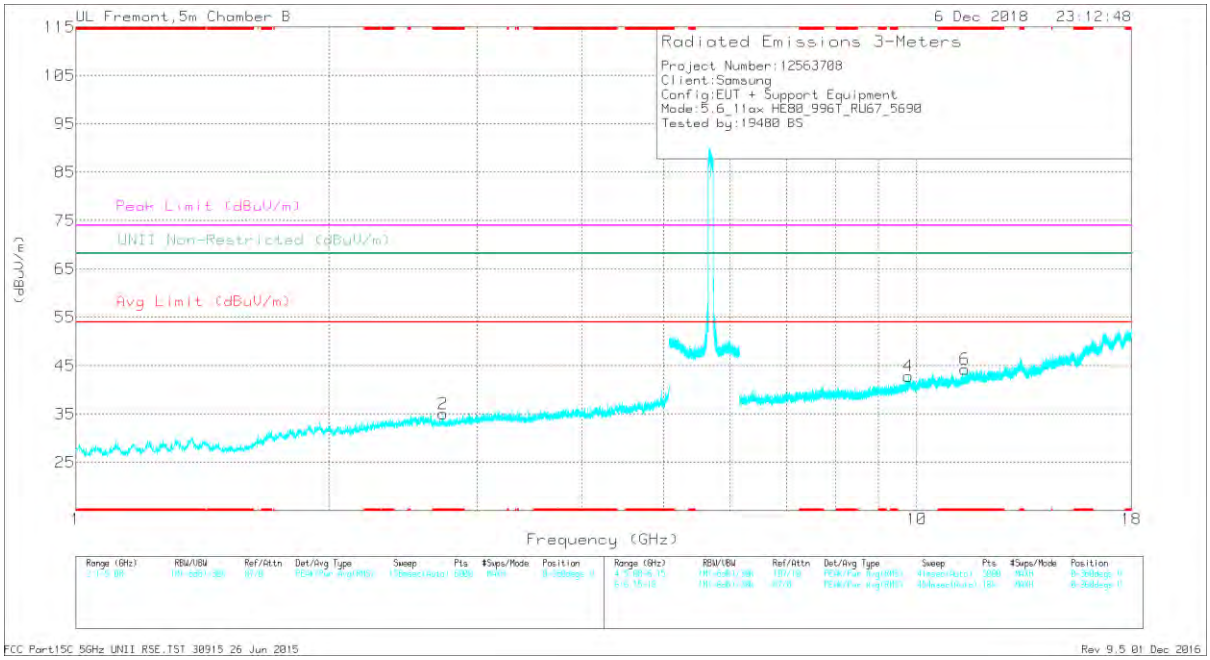

VERTICAL

UL VERIFICATION SERVICES INC.
47173 Benicia Street, Fremont, CA 94538; USA TEL:(510) 771-1000 FAX:(510) 661-0888
This report shall not be reproduced except in full, without the written approval of UL Verification Services Inc.

RADIATED EMISSIONS

Marker	Frequency (GHz)	Meter Reading (dBuV)	Det	AF T863 (dB/m)	Amp/Cbl/Fltr/Pad (dB)	DC Corr (dB)	Corrected Reading (dBuV/m)	Avg Limit (dBuV/m)	Margin (dB)	Peak Limit (dBuV/m)	PK Margin (dB)	UNII Non-Restricted (dBuV/m)	PK Margin (dB)	Azimuth (Degs)	Height (cm)	Polarity
1	* 2.883	40.36	PK-U	32.6	-31.4	0	41.56	-	-	74	-32.44	-	-	120	282	H
	* 2.88	27.94	ADR	32.6	-31.5	1.92	30.96	54	-23.04	-	-	-	-	120	282	H
2	* 2.733	41.36	PK-U	32.3	-32.2	0	41.46	-	-	74	-32.54	-	-	256	340	V
	* 2.732	28.42	ADR	32.3	-32.2	1.92	30.44	54	-23.56	-	-	-	-	256	340	V
5	* 11.411	33.98	PK-U	38.4	-22.5	0	49.88	-	-	74	-24.12	-	-	93	217	H
	* 11.391	22.18	ADR	38.4	-22.6	1.92	39.9	54	-14.1	-	-	-	-	93	217	H
6	* 11.372	33.14	PK-U	38.3	-22.6	0	48.84	-	-	74	-25.16	-	-	301	297	V
	* 11.389	21.53	ADR	38.4	-22.6	1.92	39.25	54	-14.75	-	-	-	-	301	297	V
3	8.685	34.73	PK-U	36.4	-25.4	0	45.73	-	-	-	-	68.2	-22.47	167	310	H
4	9.769	34.1	PK-U	37.3	-23.5	0	47.9	-	-	-	-	68.2	-20.3	339	331	V

* - indicates frequency in CFR47 Pt 15 / IC RSS-Restricted Band
PK-U - U-NII: Maximum Peak
ADR - U-NII AD primary method, RMS average

UL VERIFICATION SERVICES INC.
47173 Benicia Street, Fremont, CA 94538; USA TEL:(510) 771-1000 FAX:(510) 661-0888
This report shall not be reproduced except in full, without the written approval of UL Verification Services Inc.

2TX Antenna 1 + Antenna 2 OFDMA MODE – 484-Tones, RU Index 65

BANDEDGE (LOW CHANNEL)

HORIZONTAL RESULT

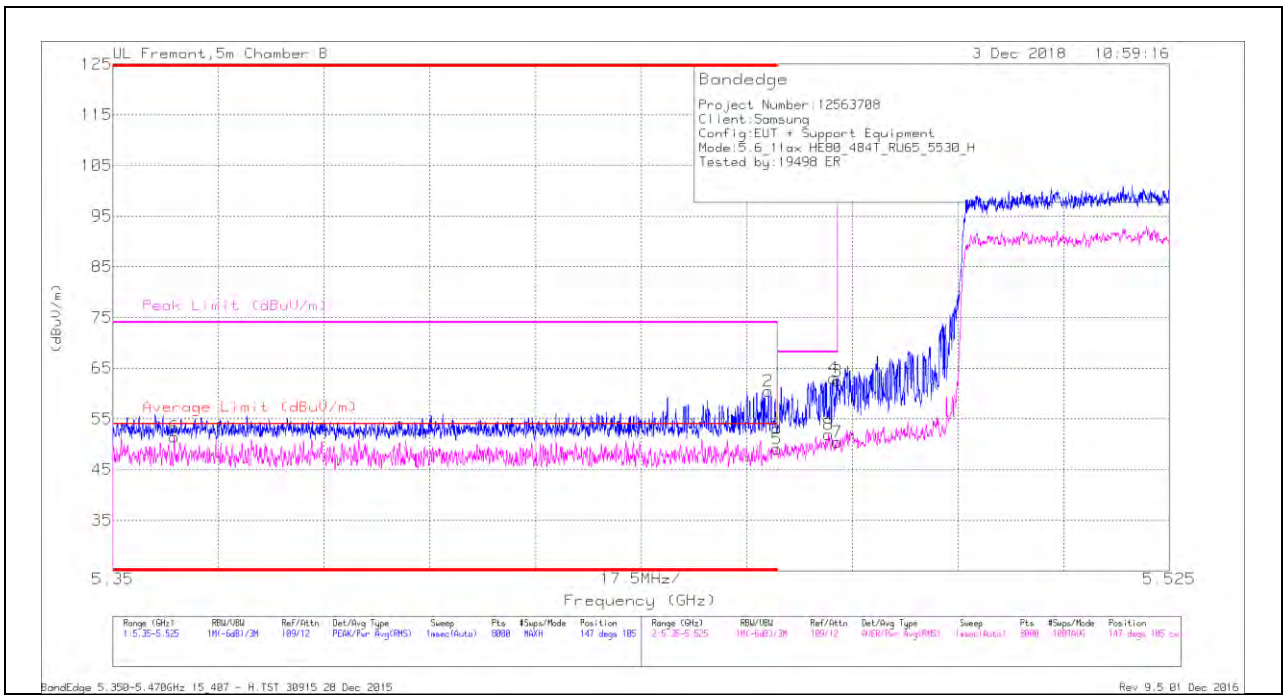

Trace Markers

Marker	Frequency (GHz)	Meter Reading (dBuV)	Det	AF T863 (dB/m)	Amp/Cbl/Fltr/Pad (dB)	DC Corr (dB)	Corrected Reading (dBuV/m)	Average Limit (dBuV/m)	Margin (dB)	Peak Limit (dBuV/m)	PK Margin (dB)	Azimuth (Degs)	Height (cm)	Polarity
6	* 5.36	33.03	RMS	35.1	-17.9	1.27	51.5	54	-2.5	-	-	147	105	H
2	* 5.459	43.32	Pk	35.3	-18.2	0	60.42	-	-	74	-13.58	147	105	H
1	* 5.46	36	Pk	35.3	-18.1	0	53.2	-	-	74	-20.8	147	105	H
5	* 5.46	30.66	RMS	35.3	-18.1	1.27	49.13	54	-4.87	-	-	147	105	H
4	5.469	45.92	Pk	35.3	-18.2	0	63.02	-	-	68.2	-5.18	147	105	H
8	5.469	33.56	RMS	35.3	-18.1	1.27	52.03	-	-	-	-	147	105	H
3	5.47	45.37	Pk	35.3	-18.2	0	62.47	-	-	68.2	-5.73	147	105	H
7	5.47	32.07	RMS	35.3	-18.2	1.27	50.44	-	-	-	-	147	105	H

* - indicates frequency in CFR47 Pt 15 / IC RSS-Restricted Band
Pk - Peak detector
RMS - RMS detection

UL VERIFICATION SERVICES INC.
47173 Benicia Street, Fremont, CA 94538; USA TEL:(510) 771-1000 FAX:(510) 661-0888
This report shall not be reproduced except in full, without the written approval of UL Verification Services Inc.

VERTICAL RESULT

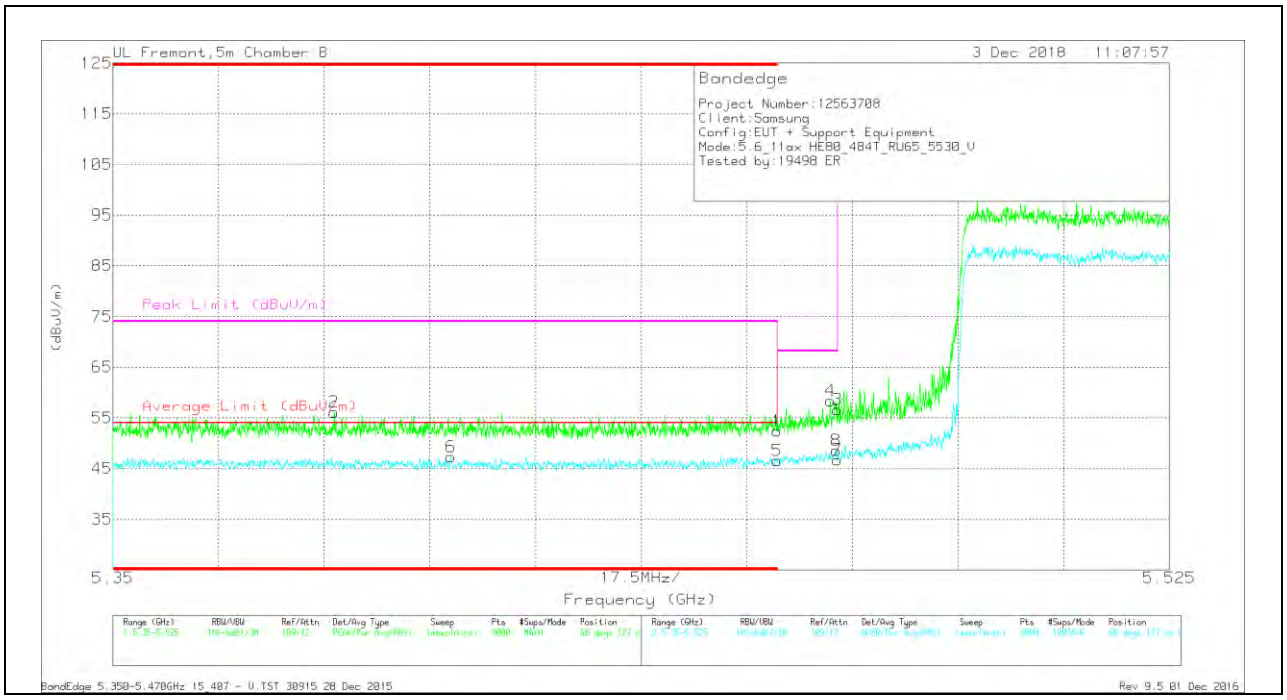

Trace Markers

Marker	Frequency (GHz)	Meter Reading (dBuV)	Det	AF T863 (dB/m)	Amp/Cbl/Fltr/Pad (dB)	DC Corr (dB)	Corrected Reading (dBuV/m)	Average Limit (dBuV/m)	Margin (dB)	Peak Limit (dBuV/m)	PK Margin (dB)	Azimuth (Degs)	Height (cm)	Polarity
2	* 5.387	39.16	Pk	35.1	-18.1	0	56.16	-	-	74	-17.84	68	127	V
6	* 5.406	28.81	RMS	35.2	-17.9	1.27	47.38	54	-6.62	-	-	68	127	V
1	* 5.46	35.18	Pk	35.3	-18.1	0	52.38	-	-	74	-21.62	68	127	V
5	* 5.46	28.22	RMS	35.3	-18.1	1.27	46.69	54	-7.31	-	-	68	127	V
4	5.469	41.28	Pk	35.3	-18.2	0	58.38	-	-	68.2	-9.82	68	127	V
3	5.47	39.49	Pk	35.3	-18.2	0	56.59	-	-	68.2	-11.61	68	127	V
7	5.47	28.41	RMS	35.3	-18.2	1.27	46.78	-	-	-	-	68	127	V
8	5.47	30.26	RMS	35.3	-18.2	1.27	48.63	-	-	-	-	68	127	V

* - indicates frequency in CFR47 Pt 15 / IC RSS-Restricted Band
Pk - Peak detector
RMS - RMS detection

UL VERIFICATION SERVICES INC.
47173 Benicia Street, Fremont, CA 94538; USA TEL:(510) 771-1000 FAX:(510) 661-0888
This report shall not be reproduced except in full, without the written approval of UL Verification Services Inc.

2TX Antenna 1 + Antenna 2 OFDMA MODE – 484-Tones, RU Index 66

BANDEDGE (HIGH CHANNEL)

HORIZONTAL RESULT

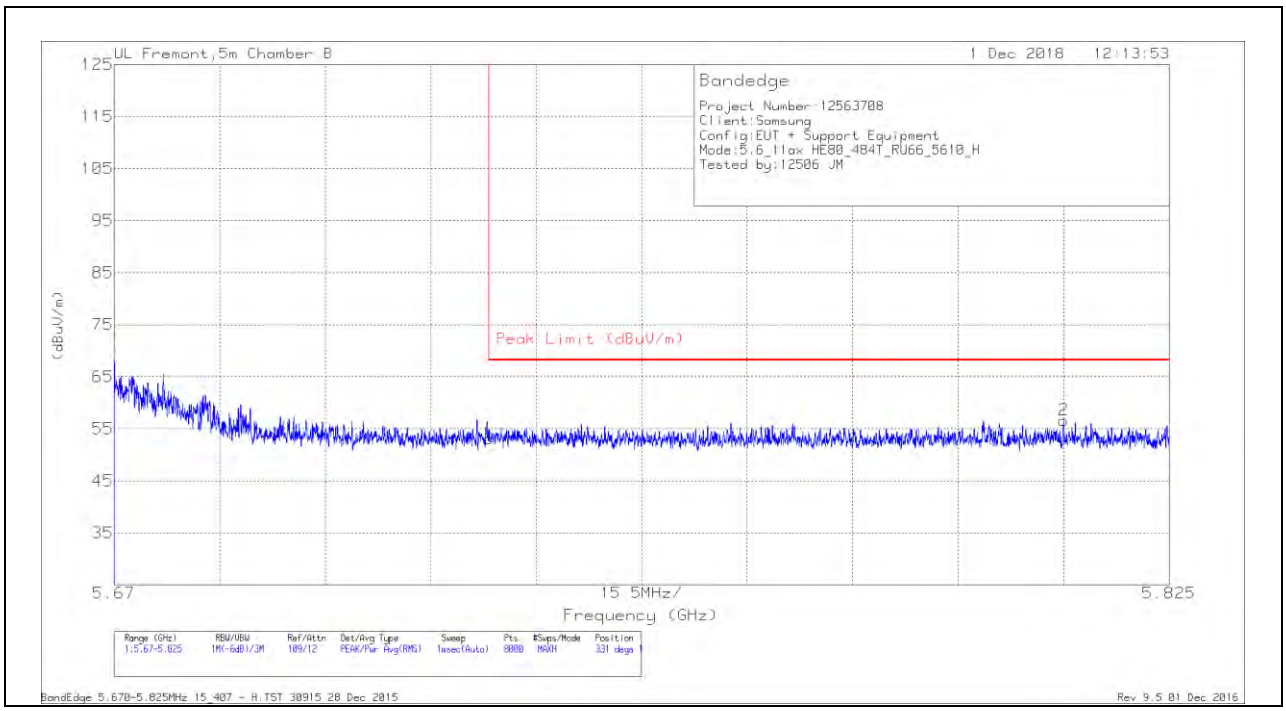

Trace Markers

Marker	Frequency (GHz)	Meter Reading (dBuV)	Det	AF T863 (dB/m)	Amp/Cbl/Fltr/Pad (dB)	Corrected Reading (dBuV/m)	Peak Limit (dBuV/m)	PK Margin (dB)	Azimuth (Degs)	Height (cm)	Polarity
1	5.725	36.51	Pk	35.5	-18.9	53.11	68.2	-15.09	331	192	H
2	5.809	39.73	Pk	35.5	-18.6	56.63	68.2	-11.57	331	192	H

Pk - Peak detector

UL VERIFICATION SERVICES INC.
47173 Benicia Street, Fremont, CA 94538; USA TEL:(510) 771-1000 FAX:(510) 661-0888
This report shall not be reproduced except in full, without the written approval of UL Verification Services Inc.

VERTICAL RESULT

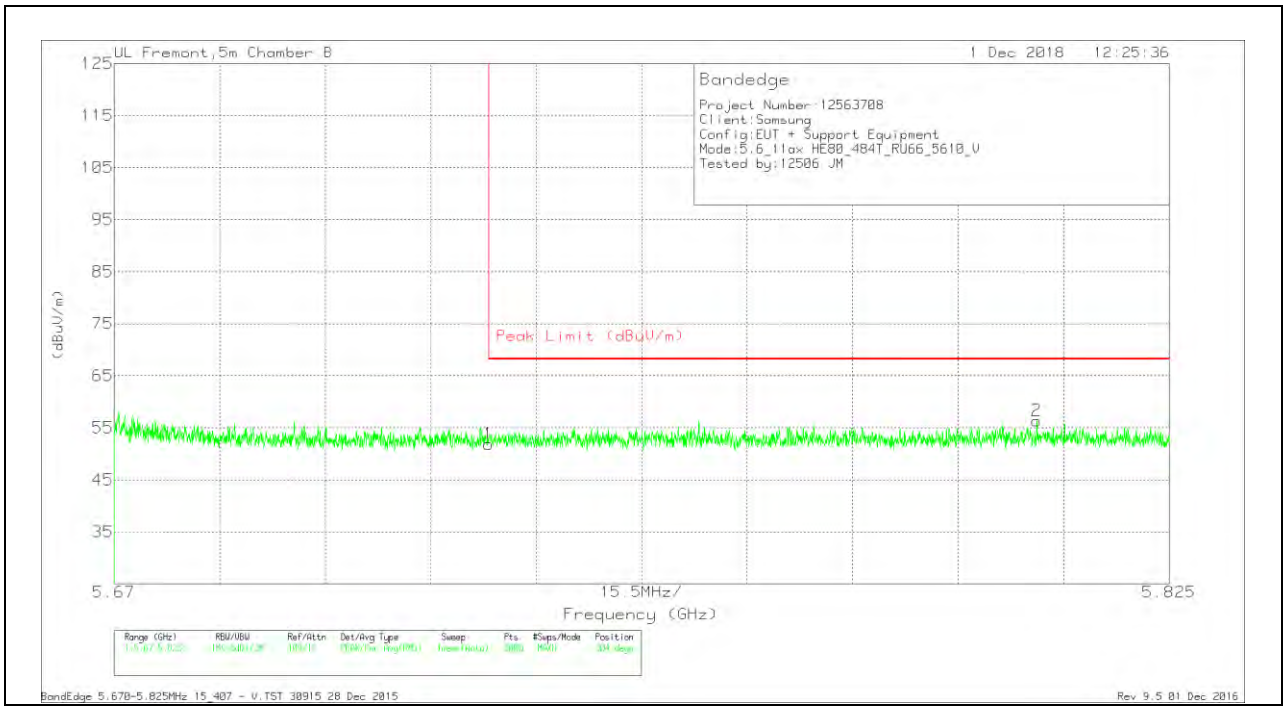

Trace Markers

Marker	Frequency (GHz)	Meter Reading (dBuV)	Det	AF T863 (dB/m)	Amp/Cbl/Fltr/Pad (dB)	Corrected Reading (dBuV/m)	Peak Limit (dBuV/m)	PK Margin (dB)	Azimuth (Degs)	Height (cm)	Polarity
1	5.725	35.32	Pk	35.5	-18.9	51.92	68.2	-16.28	304	330	V
2	5.806	39.48	Pk	35.5	-18.6	56.38	68.2	-11.82	304	330	V

Pk - Peak detector

UL VERIFICATION SERVICES INC.
47173 Benicia Street, Fremont, CA 94538; USA TEL:(510) 771-1000 FAX:(510) 661-0888
This report shall not be reproduced except in full, without the written approval of UL Verification Services Inc.

2TX Antenna 1 + Antenna 2 OFDMA MODE – 242-Tones, RU Index 61

BANDEDGE (LOW CHANNEL)

HORIZONTAL RESULT

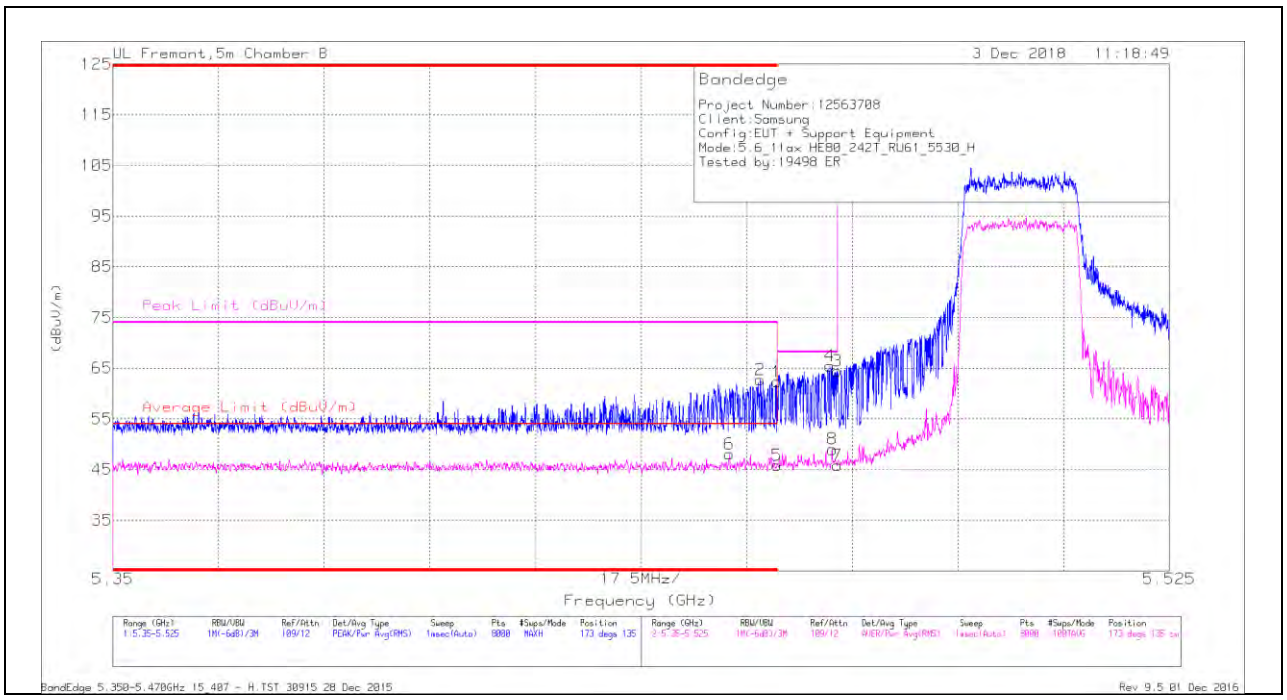

Trace Markers

Marker	Frequency (GHz)	Meter Reading (dBuV)	Det	AF T863 (dB/m)	Amp/Cbl/Fltr/Pad (dB)	DC Corr (dB)	Corrected Reading (dBuV/m)	Average Limit (dBuV/m)	Margin (dB)	Peak Limit (dBuV/m)	PK Margin (dB)	Azimuth (Degs)	Height (cm)	Polarity
6	* 5.452	30.38	RMS	35.3	-18.3	.73	48.11	54	-5.89	-	-	173	135	H
2	* 5.457	45.61	Pk	35.3	-18.2	0	62.71	-	-	74	-11.29	173	135	H
1	* 5.46	45.15	Pk	35.3	-18.1	0	62.35	-	-	74	-11.65	173	135	H
5	* 5.46	27.86	RMS	35.3	-18.1	.73	45.79	54	-8.21	-	-	173	135	H
4	5.469	48.32	Pk	35.3	-18.2	0	65.42	-	-	68.2	-2.78	173	135	H
8	5.469	31.18	RMS	35.3	-18.2	.73	49.01	-	-	-	-	173	135	H
3	5.47	47.32	Pk	35.3	-18.2	0	64.42	-	-	68.2	-3.78	173	135	H
7	5.47	27.97	RMS	35.3	-18.2	.73	45.8	-	-	-	-	173	135	H

* - indicates frequency in CFR47 Pt 15 / IC RSS-Restricted Band
Pk - Peak detector
RMS - RMS detection

UL VERIFICATION SERVICES INC.
47173 Benicia Street, Fremont, CA 94538; USA TEL:(510) 771-1000 FAX:(510) 661-0888
This report shall not be reproduced except in full, without the written approval of UL Verification Services Inc.

VERTICAL RESULT

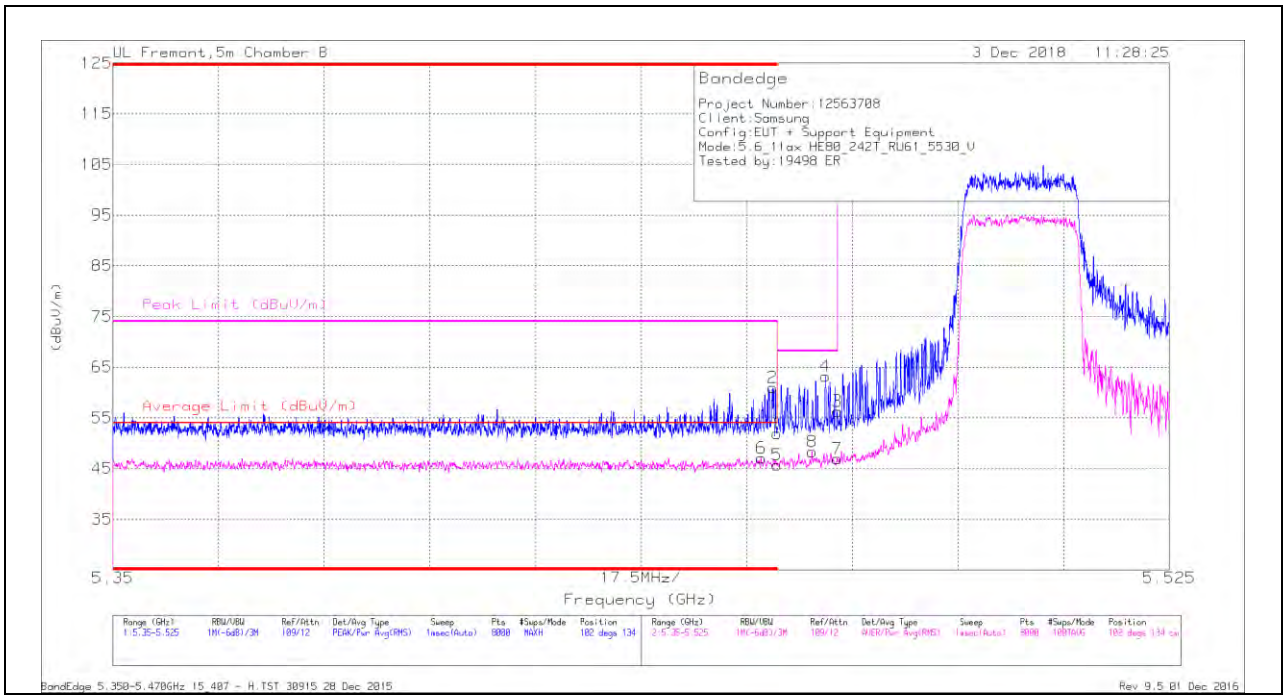

Trace Markers

Marker	Frequency (GHz)	Meter Reading (dBuV)	Det	AF T863 (dB/m)	Amp/Cbl/Fltr/Pad (dB)	DC Corr (dB)	Corrected Reading (dBuV/m)	Average Limit (dBuV/m)	Margin (dB)	Peak Limit (dBuV/m)	PK Margin (dB)	Azimuth (Degs)	Height (cm)	Polarity
6	* 5.457	29.2	RMS	35.3	-18.2	.73	47.03	54	-6.97	-	-	102	134	H
2	* 5.459	43.79	Pk	35.3	-18.1	0	60.99	-	-	74	-13.01	102	134	H
1	* 5.46	34.67	Pk	35.3	-18.1	0	51.87	-	-	74	-22.13	102	134	H
5	* 5.46	27.77	RMS	35.3	-18.1	.73	45.7	54	-8.3	-	-	102	134	H
8	5.466	30.27	RMS	35.3	-18	.73	48.3	-	-	-	-	102	134	H
4	5.468	45.99	Pk	35.3	-18.1	0	63.19	-	-	68.2	-5.01	102	134	H
3	5.47	39.21	Pk	35.3	-18.2	0	56.31	-	-	68.2	-11.89	102	134	H
7	5.47	29.1	RMS	35.3	-18.2	.73	46.93	-	-	-	-	102	134	H

* - indicates frequency in CFR47 Pt 15 / IC RSS-Restricted Band
Pk - Peak detector
RMS - RMS detection

UL VERIFICATION SERVICES INC.
47173 Benicia Street, Fremont, CA 94538; USA TEL:(510) 771-1000 FAX:(510) 661-0888
This report shall not be reproduced except in full, without the written approval of UL Verification Services Inc.

2TX Antenna 1 + Antenna 2 OFDMA MODE – 242-Tones, RU Index 64

BANDEDGE (HIGH CHANNEL)

HORIZONTAL RESULT

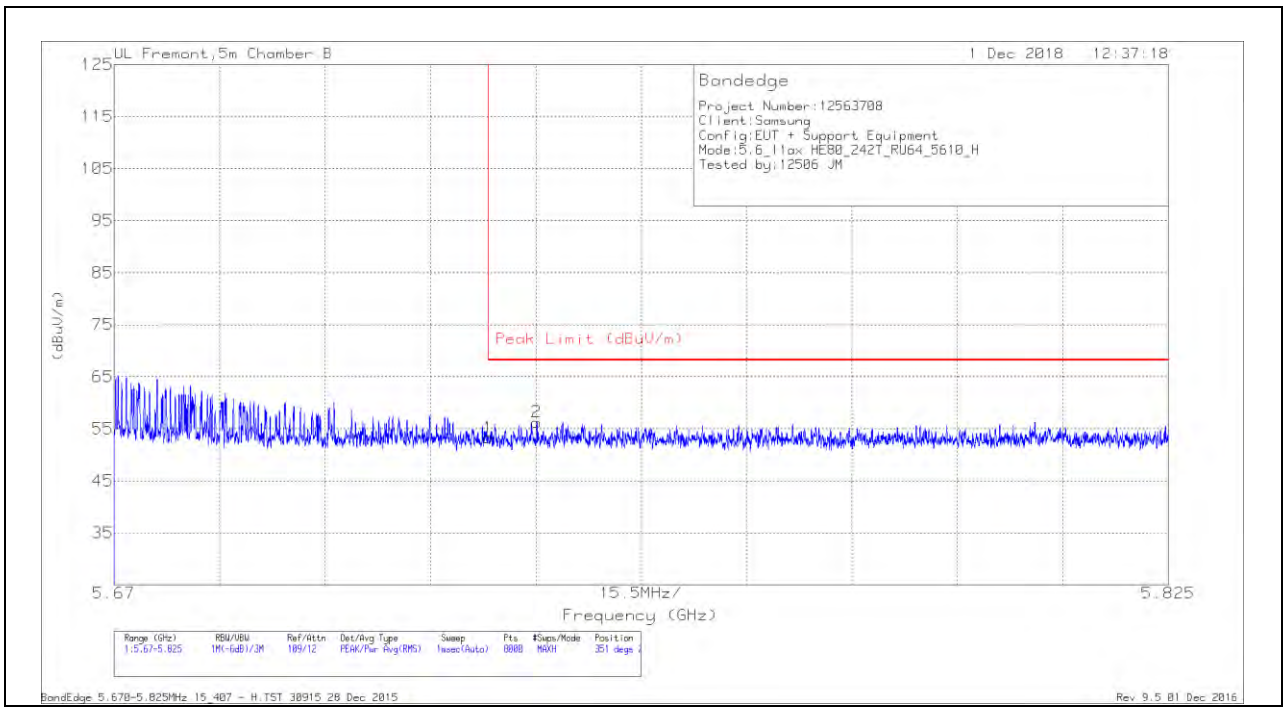

Trace Markers

Marker	Frequency (GHz)	Meter Reading (dBuV)	Det	AF T863 (dB/m)	Amp/Cbl/Fltr/Pad (dB)	Corrected Reading (dBuV/m)	Peak Limit (dBuV/m)	PK Margin (dB)	Azimuth (Degs)	Height (cm)	Polarity
1	5.725	36.72	Pk	35.5	-18.9	53.32	68.2	-14.88	351	208	H
2	5.732	39.57	Pk	35.5	-18.8	56.27	68.2	-11.93	351	208	H

Pk - Peak detector

UL VERIFICATION SERVICES INC.
47173 Benicia Street, Fremont, CA 94538; USA TEL:(510) 771-1000 FAX:(510) 661-0888
This report shall not be reproduced except in full, without the written approval of UL Verification Services Inc.

VERTICAL RESULT

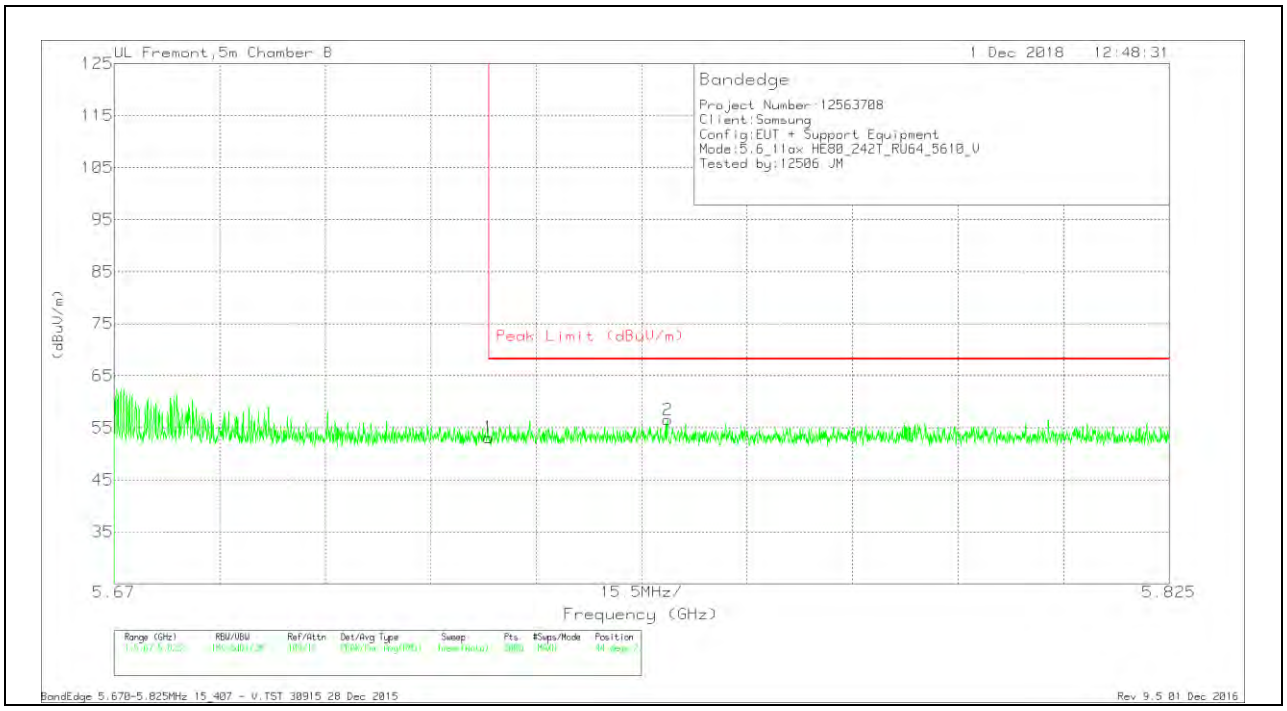

Trace Markers

Marker	Frequency (GHz)	Meter Reading (dBuV)	Det	AF T863 (dB/m)	Amp/Cbl/Fltr/Pad (dB)	Corrected Reading (dBuV/m)	Peak Limit (dBuV/m)	PK Margin (dB)	Azimuth (Degs)	Height (cm)	Polarity
1	5.725	36.5	Pk	35.5	-18.9	53.1	68.2	-15.1	44	236	V
2	5.751	39.87	Pk	35.5	-18.8	56.57	68.2	-11.63	44	236	V

Pk - Peak detector

UL VERIFICATION SERVICES INC.
47173 Benicia Street, Fremont, CA 94538; USA TEL:(510) 771-1000 FAX:(510) 661-0888
This report shall not be reproduced except in full, without the written approval of UL Verification Services Inc.

2TX Antenna 1 + Antenna 2 OFDMA MODE – 106-Tones, RU Index 53

BANDEDGE (LOW CHANNEL)

HORIZONTAL RESULT

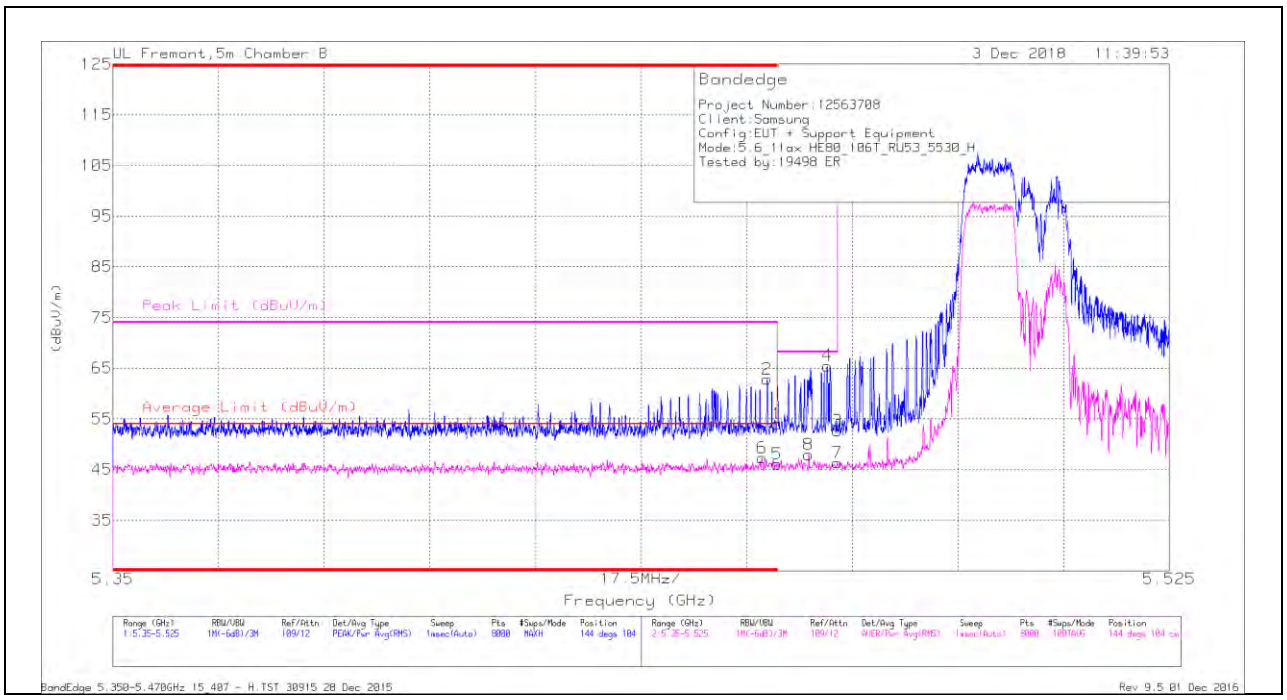

Trace Markers

Marker	Frequency (GHz)	Meter Reading (dBuV)	Det	AF T863 (dB/m)	Amp/Cbl/Fltr/Pad (dB)	DC Corr (dB)	Corrected Reading (dBuV/m)	Average Limit (dBuV/m)	Margin (dB)	Peak Limit (dBuV/m)	PK Margin (dB)	Azimuth (Degs)	Height (cm)	Polarity
6	* 5.457	29.85	RMS	35.3	-18.2	.43	47.38	54	-6.62	-	-	144	104	H
2	* 5.458	45.68	Pk	35.3	-18.2	0	62.78	-	-	74	-11.22	144	104	H
1	* 5.46	36.84	Pk	35.3	-18.1	0	54.04	-	-	74	-19.96	144	104	H
5	* 5.46	28.54	RMS	35.3	-18.1	.43	46.17	54	-7.83	-	-	144	104	H
8	5.465	30.51	RMS	35.3	-18.2	.43	48.04	-	-	-	-	144	104	H
4	5.468	48.3	Pk	35.3	-18.1	0	65.5	-	-	68.2	-2.7	144	104	H
3	5.47	35.58	Pk	35.3	-18.2	0	52.68	-	-	68.2	-15.52	144	104	H
7	5.47	28.83	RMS	35.3	-18.2	.43	46.36	-	-	-	-	144	104	H

* - indicates frequency in CFR47 Pt 15 / IC RSS-Restricted Band
Pk - Peak detector
RMS - RMS detection

UL VERIFICATION SERVICES INC.
47173 Benicia Street, Fremont, CA 94538; USA TEL:(510) 771-1000 FAX:(510) 661-0888
This report shall not be reproduced except in full, without the written approval of UL Verification Services Inc.

VERTICAL RESULT

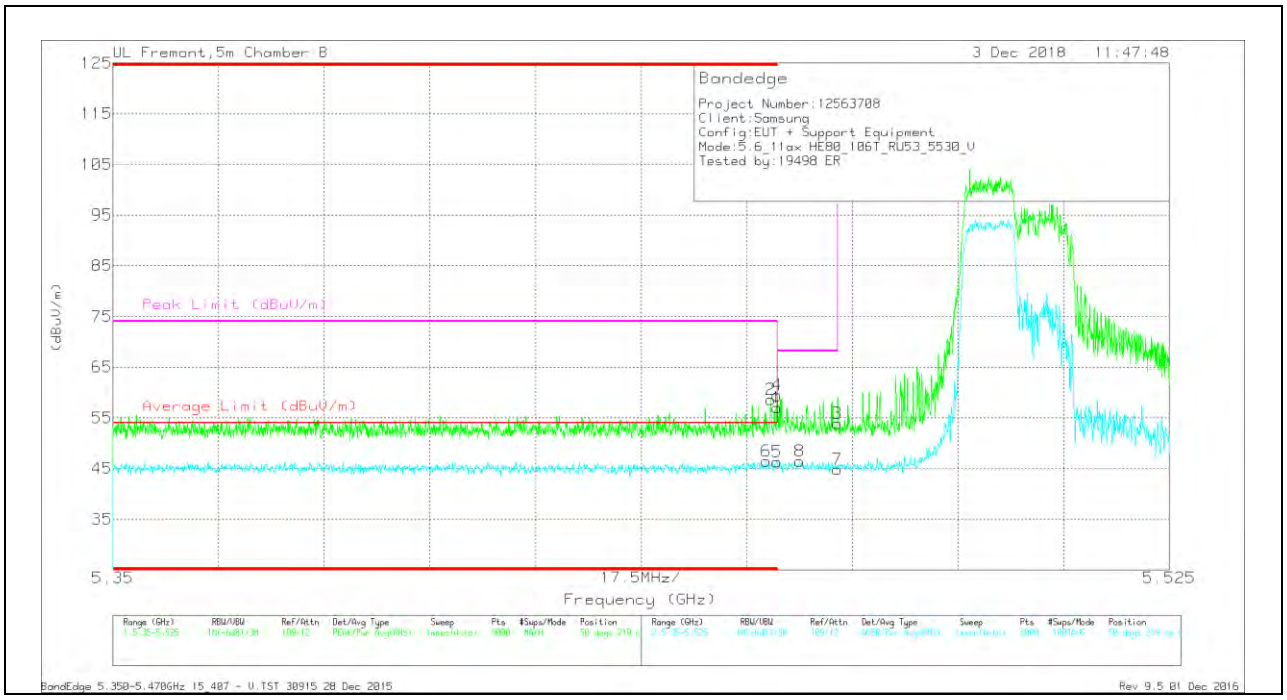

Trace Markers

Marker	Frequency (GHz)	Meter Reading (dBuV)	Det	AF T863 (dB/m)	Amp/Cbl/Fltr/Pad (dB)	DC Corr (dB)	Corrected Reading (dBuV/m)	Average Limit (dBuV/m)	Margin (dB)	Peak Limit (dBuV/m)	PK Margin (dB)	Azimuth (Degs)	Height (cm)	Polarity
6	* 5.458	29.1	RMS	35.3	-18.3	.43	46.53	54	-7.47	-	-	50	219	V
2	* 5.459	41.51	Pk	35.3	-18.2	0	58.61	-	-	74	-15.39	50	219	V
1	* 5.46	39.78	Pk	35.3	-18.1	0	56.98	-	-	74	-17.02	50	219	V
5	* 5.46	28.82	RMS	35.3	-18.1	.43	46.45	54	-7.55	-	-	50	219	V
4	5.46	42.22	Pk	35.3	-18.1	0	59.42	-	-	68.2	-8.78	50	219	V
8	5.464	28.72	RMS	35.3	-17.9	.43	46.55	-	-	-	-	50	219	V
3	5.47	36.82	Pk	35.3	-18.2	0	53.92	-	-	68.2	-14.28	50	219	V
7	5.47	27.34	RMS	35.3	-18.2	.43	44.87	-	-	-	-	50	219	V

* - indicates frequency in CFR47 Pt 15 / IC RSS-Restricted Band
Pk - Peak detector
RMS - RMS detection

UL VERIFICATION SERVICES INC.
47173 Benicia Street, Fremont, CA 94538; USA TEL:(510) 771-1000 FAX:(510) 661-0888
This report shall not be reproduced except in full, without the written approval of UL Verification Services Inc.

2TX Antenna 1 + Antenna 2 OFDMA MODE – 106-Tones, RU Index 60

BANDEDGE (HIGH CHANNEL)

HORIZONTAL RESULT

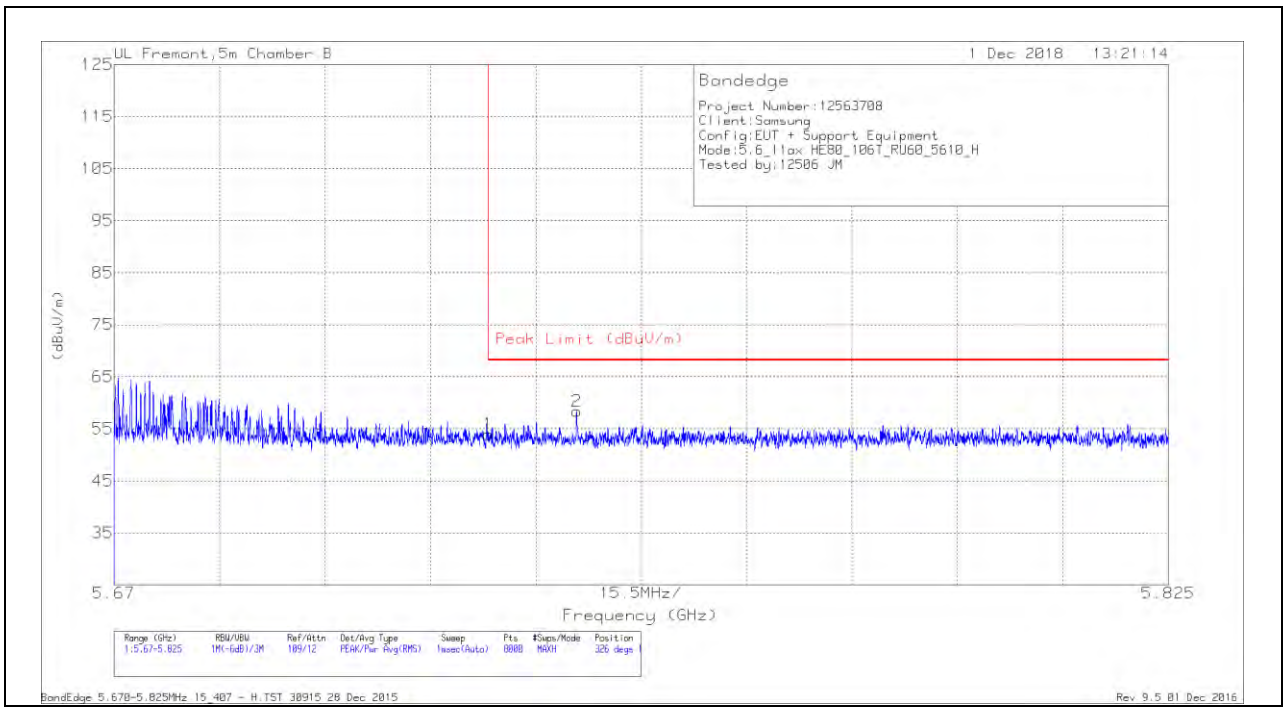

Trace Markers

Marker	Frequency (GHz)	Meter Reading (dBuV)	Det	AF T863 (dB/m)	Amp/Cbl/Fltr/Pad (dB)	Corrected Reading (dBuV/m)	Peak Limit (dBuV/m)	PK Margin (dB)	Azimuth (Degs)	Height (cm)	Polarity
1	5.725	37.34	Pk	35.5	-18.9	53.94	68.2	-14.26	326	176	H
2	5.738	41.49	Pk	35.5	-18.6	58.39	68.2	-9.81	326	176	H

Pk - Peak detector

UL VERIFICATION SERVICES INC.
47173 Benicia Street, Fremont, CA 94538; USA TEL:(510) 771-1000 FAX:(510) 661-0888
This report shall not be reproduced except in full, without the written approval of UL Verification Services Inc.

VERTICAL RESULT

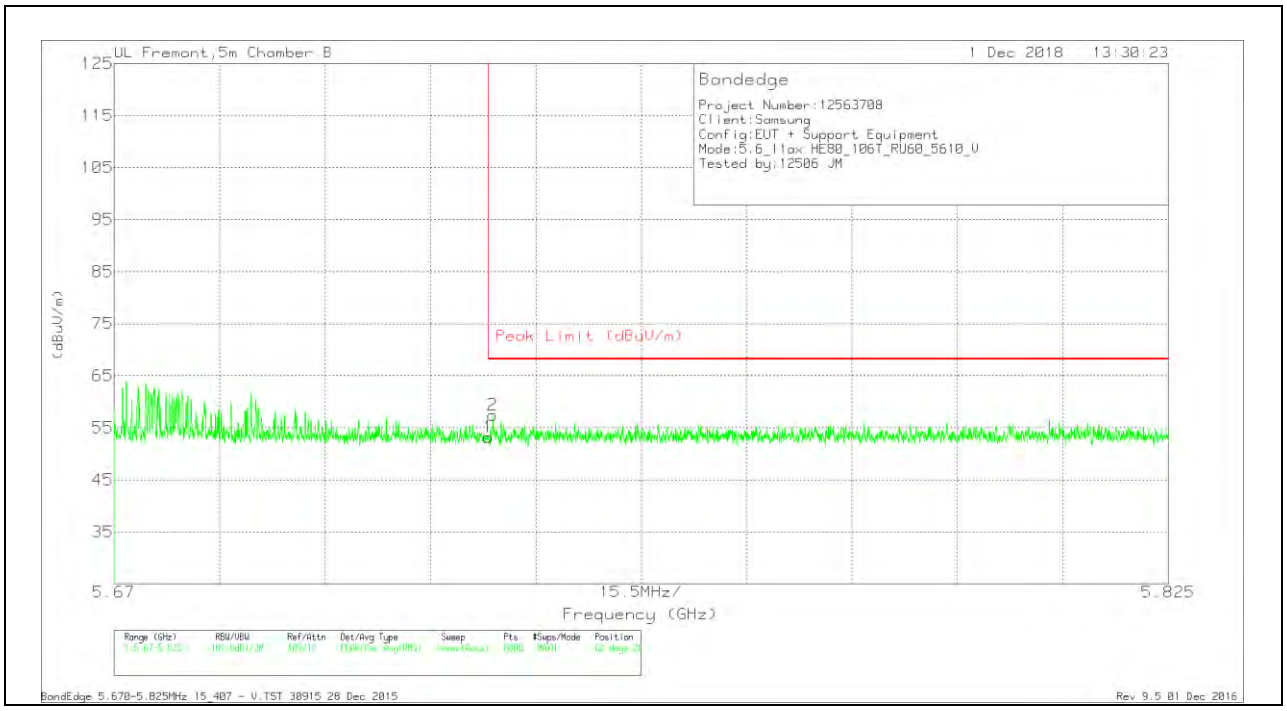

Trace Markers

Marker	Frequency (GHz)	Meter Reading (dBuV)	Det	AF T863 (dB/m)	Amp/Cbl/Fltr/Pad (dB)	Corrected Reading (dBuV/m)	Peak Limit (dBuV/m)	PK Margin (dB)	Azimuth (Degs)	Height (cm)	Polarity
1	5.725	36.61	Pk	35.5	-18.9	53.21	68.2	-14.99	62	269	V
2	5.726	40.74	Pk	35.5	-18.8	57.44	68.2	-10.76	62	269	V

Pk - Peak detector

UL VERIFICATION SERVICES INC.
47173 Benicia Street, Fremont, CA 94538; USA TEL:(510) 771-1000 FAX:(510) 661-0888
This report shall not be reproduced except in full, without the written approval of UL Verification Services Inc.

2TX Antenna 1 + Antenna 2 OFDMA MODE – 52-Tones, RU Index 37

BANDEDGE (LOW CHANNEL)

HORIZONTAL RESULT

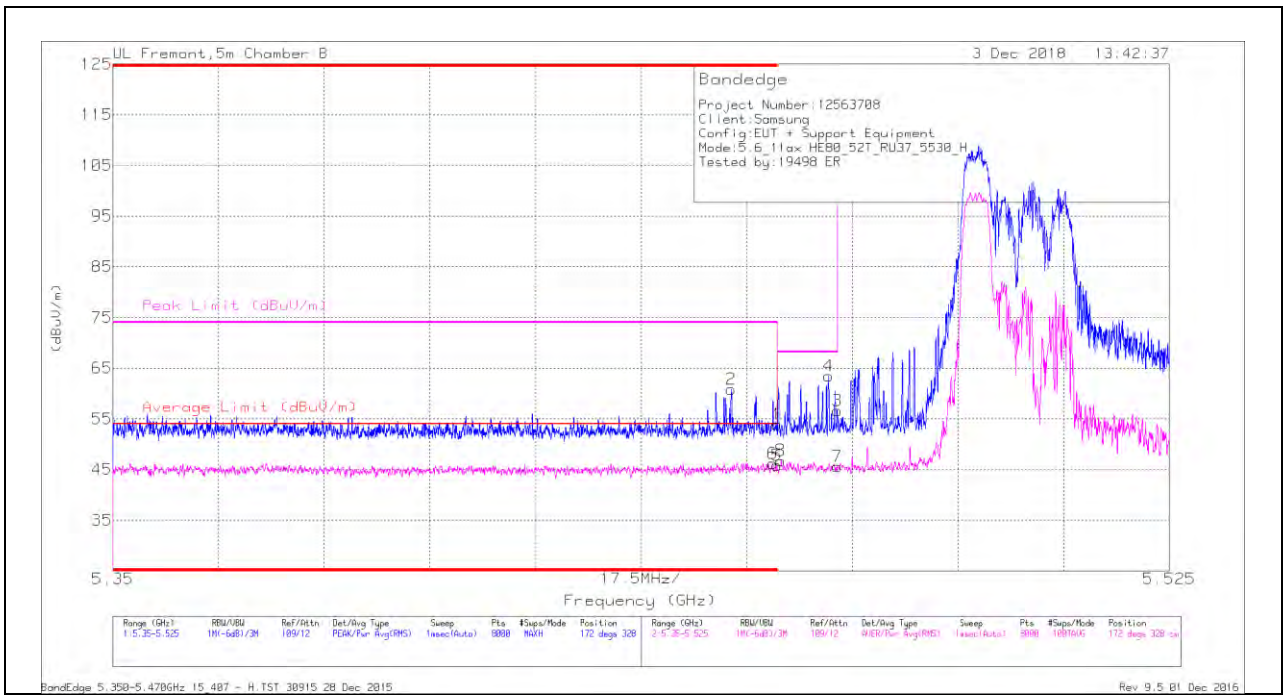

Trace Markers

Marker	Frequency (GHz)	Meter Reading (dBuV)	Det	AF T863 (dB/m)	Amp/Cbl/Fltr/Pad (dB)	DC Corr (dB)	Corrected Reading (dBuV/m)	Average Limit (dBuV/m)	Margin (dB)	Peak Limit (dBuV/m)	PK Margin (dB)	Azimuth (Degs)	Height (cm)	Polarity
2	* 5.452	43.72	Pk	35.3	-18.2	0	60.82	-	-	74	-13.18	172	328	H
6	* 5.459	28.89	RMS	35.3	-18.1	.24	46.33	54	-7.67	-	-	172	328	H
1	* 5.46	36.67	Pk	35.3	-18.1	0	53.87	-	-	74	-20.13	172	328	H
5	* 5.46	28.48	RMS	35.3	-18.1	.24	45.92	54	-8.08	-	-	172	328	H
8	5.461	29.5	RMS	35.3	-18.2	.24	46.84	-	-	-	-	172	328	H
4	5.469	46.2	Pk	35.3	-18.1	0	63.4	-	-	68.2	-4.8	172	328	H
3	5.47	39.58	Pk	35.3	-18.2	0	56.68	-	-	68.2	-11.52	172	328	H
7	5.47	28.37	RMS	35.3	-18.2	.24	45.71	-	-	-	-	172	328	H

* - indicates frequency in CFR47 Pt 15 / IC RSS-Restricted Band
Pk - Peak detector
RMS - RMS detection

UL VERIFICATION SERVICES INC.
47173 Benicia Street, Fremont, CA 94538; USA TEL:(510) 771-1000 FAX:(510) 661-0888
This report shall not be reproduced except in full, without the written approval of UL Verification Services Inc.

VERTICAL RESULT

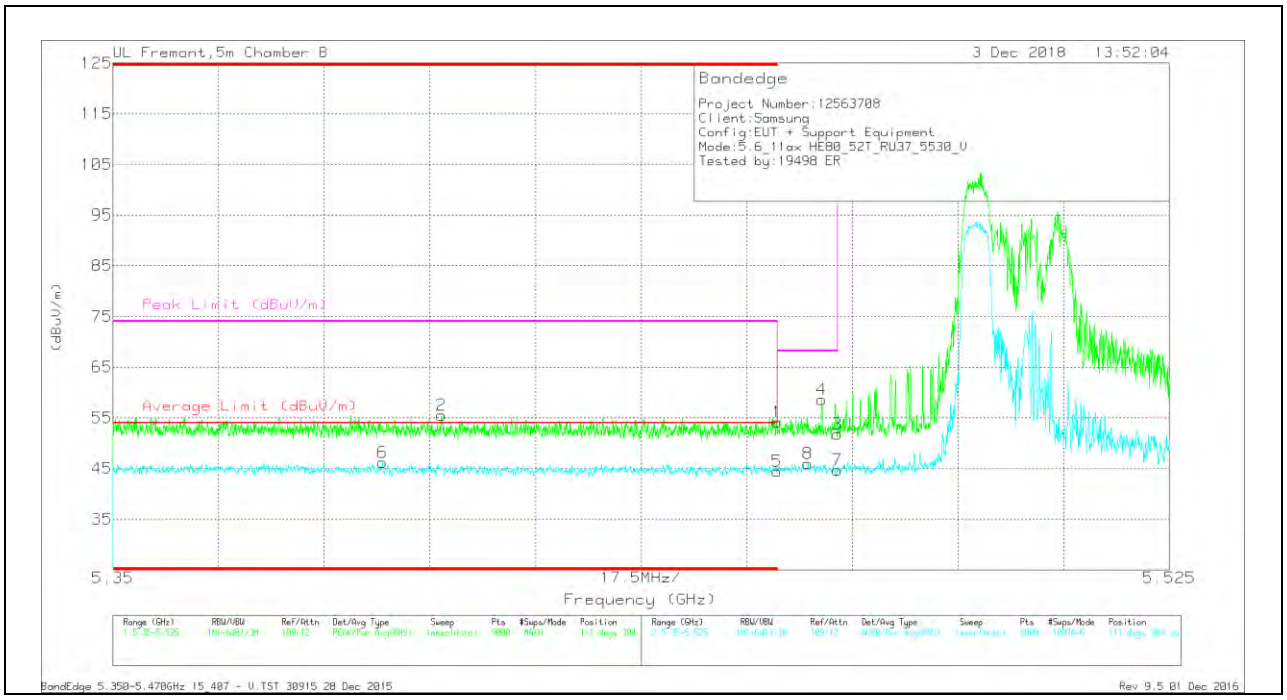

Trace Markers

Marker	Frequency (GHz)	Meter Reading (dBuV)	Det	AF T863 (dB/m)	Amp/Cbl/Fltr/Pad (dB)	DC Corr (dB)	Corrected Reading (dBuV/m)	Average Limit (dBuV/m)	Margin (dB)	Peak Limit (dBuV/m)	PK Margin (dB)	Azimuth (Degs)	Height (cm)	Polarity
6	* 5.395	28.81	RMS	35.1	-17.9	.24	46.25	54	-7.75	-	-	111	304	V
2	* 5.404	38.52	Pk	35.1	-18.1	0	55.52	-	-	74	-18.48	111	304	V
1	* 5.46	36.9	Pk	35.3	-18.1	0	54.1	-	-	74	-19.9	111	304	V
5	* 5.46	27.09	RMS	35.3	-18.1	.24	44.53	54	-9.47	-	-	111	304	V
8	5.465	28.71	RMS	35.3	-18.2	.24	46.05	-	-	-	-	111	304	V
4	5.467	41.52	Pk	35.3	-18.2	0	58.62	-	-	68.2	-9.58	111	304	V
3	5.47	34.65	Pk	35.3	-18.2	0	51.75	-	-	68.2	-16.45	111	304	V
7	5.47	27.43	RMS	35.3	-18.2	.24	44.77	-	-	-	-	111	304	V

* - indicates frequency in CFR47 Pt 15 / IC RSS-Restricted Band
Pk - Peak detector
RMS - RMS detection

UL VERIFICATION SERVICES INC.
47173 Benicia Street, Fremont, CA 94538; USA TEL:(510) 771-1000 FAX:(510) 661-0888
This report shall not be reproduced except in full, without the written approval of UL Verification Services Inc.

2TX Antenna 1 + Antenna 2 OFDMA MODE – 52-Tones, RU Index 52

BANDEDGE (HIGH CHANNEL)

HORIZONTAL RESULT

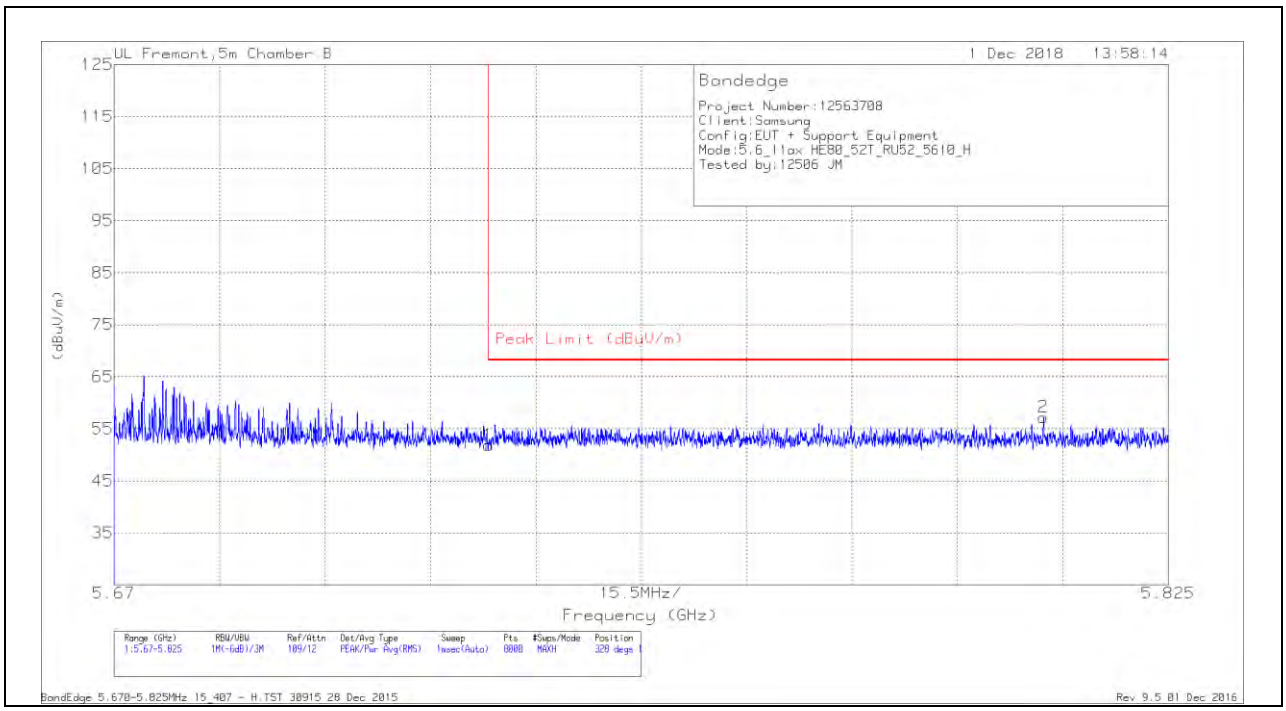

Trace Markers

Marker	Frequency (GHz)	Meter Reading (dBuV)	Det	AF T863 (dB/m)	Amp/Cbl/Fltr/Pad (dB)	Corrected Reading (dBuV/m)	Peak Limit (dBuV/m)	PK Margin (dB)	Azimuth (Degs)	Height (cm)	Polarity
1	5.725	35.26	Pk	35.5	-18.9	51.86	68.2	-16.34	328	115	H
2	5.807	40.24	Pk	35.5	-18.5	57.24	68.2	-10.96	328	115	H

Pk - Peak detector

UL VERIFICATION SERVICES INC.
47173 Benicia Street, Fremont, CA 94538; USA TEL:(510) 771-1000 FAX:(510) 661-0888
This report shall not be reproduced except in full, without the written approval of UL Verification Services Inc.

VERTICAL RESULT

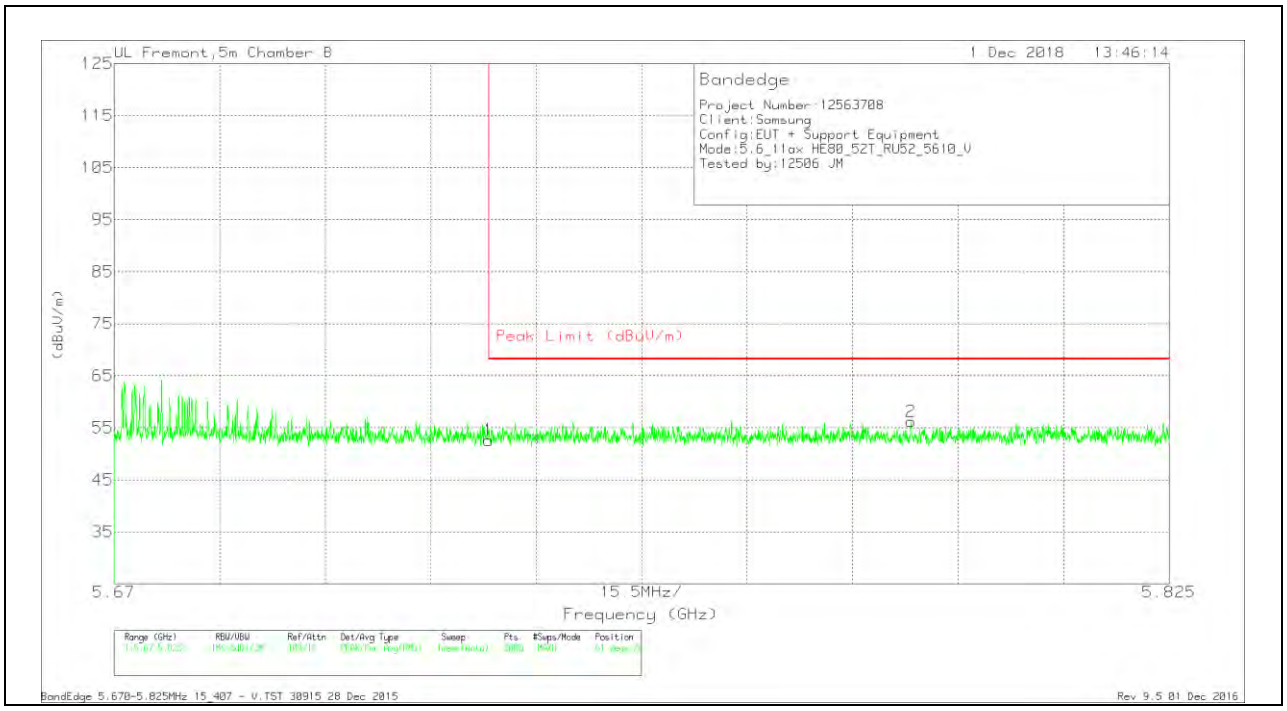

Trace Markers

Marker	Frequency (GHz)	Meter Reading (dBuV)	Det	AF T863 (dB/m)	Amp/Cbl/Fltr/Pad (dB)	Corrected Reading (dBuV/m)	Peak Limit (dBuV/m)	PK Margin (dB)	Azimuth (Degs)	Height (cm)	Polarity
1	5.725	36.01	Pk	35.5	-18.9	52.61	68.2	-15.59	61	268	V
2	5.787	39.29	Pk	35.5	-18.6	56.19	68.2	-12.01	61	268	V

Pk - Peak detector

UL VERIFICATION SERVICES INC.
47173 Benicia Street, Fremont, CA 94538; USA TEL:(510) 771-1000 FAX:(510) 661-0888
This report shall not be reproduced except in full, without the written approval of UL Verification Services Inc.

2TX Antenna 1 + Antenna 2 OFDMA MODE – 26-Tones, RU Index 0

BANDEDGE (LOW CHANNEL)

HORIZONTAL RESULT

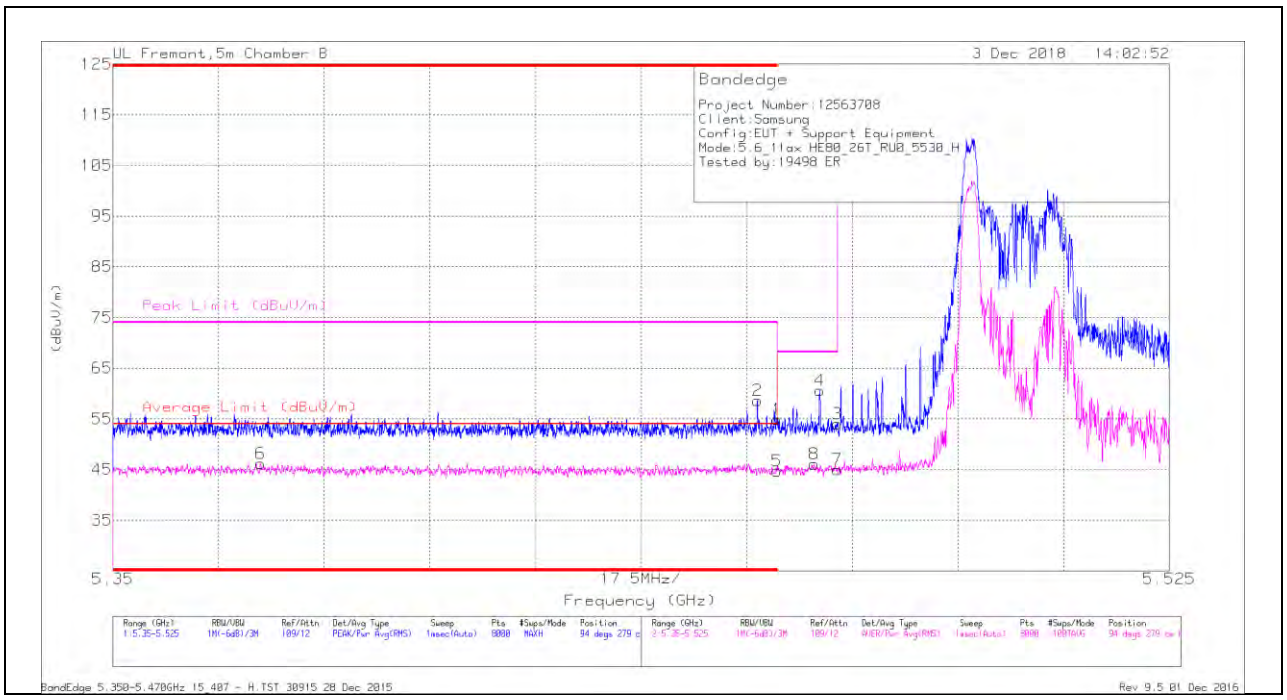

Trace Markers

Marker	Frequency (GHz)	Meter Reading (dBuV)	Det	AF T863 (dB/m)	Amp/Cbl/Fltr/Pad (dB)	DC Corr (dB)	Corrected Reading (dBuV/m)	Average Limit (dBuV/m)	Margin (dB)	Peak Limit (dBuV/m)	PK Margin (dB)	Azimuth (Degs)	Height (cm)	Polarity
6	* 5.374	28.95	RMS	35.1	-17.8	.12	46.37	54	-7.63	-	-	94	279	H
2	* 5.457	41.47	Pk	35.3	-18.2	0	58.57	-	-	74	-15.43	94	279	H
1	* 5.46	37.71	Pk	35.3	-18.1	0	54.91	-	-	74	-19.09	94	279	H
5	* 5.46	27.54	RMS	35.3	-18.1	.12	44.86	54	-9.14	-	-	94	279	H
8	5.466	28.75	RMS	35.3	-18	.12	46.27	-	-	-	-	94	279	H
4	5.467	43.56	Pk	35.3	-18.3	0	60.56	-	-	68.2	-7.64	94	279	H
3	5.47	36.91	Pk	35.3	-18.2	0	54.01	-	-	68.2	-14.19	94	279	H
7	5.47	27.89	RMS	35.3	-18.2	.12	45.11	-	-	-	-	94	279	H

* - indicates frequency in CFR47 Pt 15 / IC RSS-Restricted Band
Pk - Peak detector
RMS - RMS detection

UL VERIFICATION SERVICES INC.
47173 Benicia Street, Fremont, CA 94538; USA TEL:(510) 771-1000 FAX:(510) 661-0888
This report shall not be reproduced except in full, without the written approval of UL Verification Services Inc.

VERTICAL RESULT

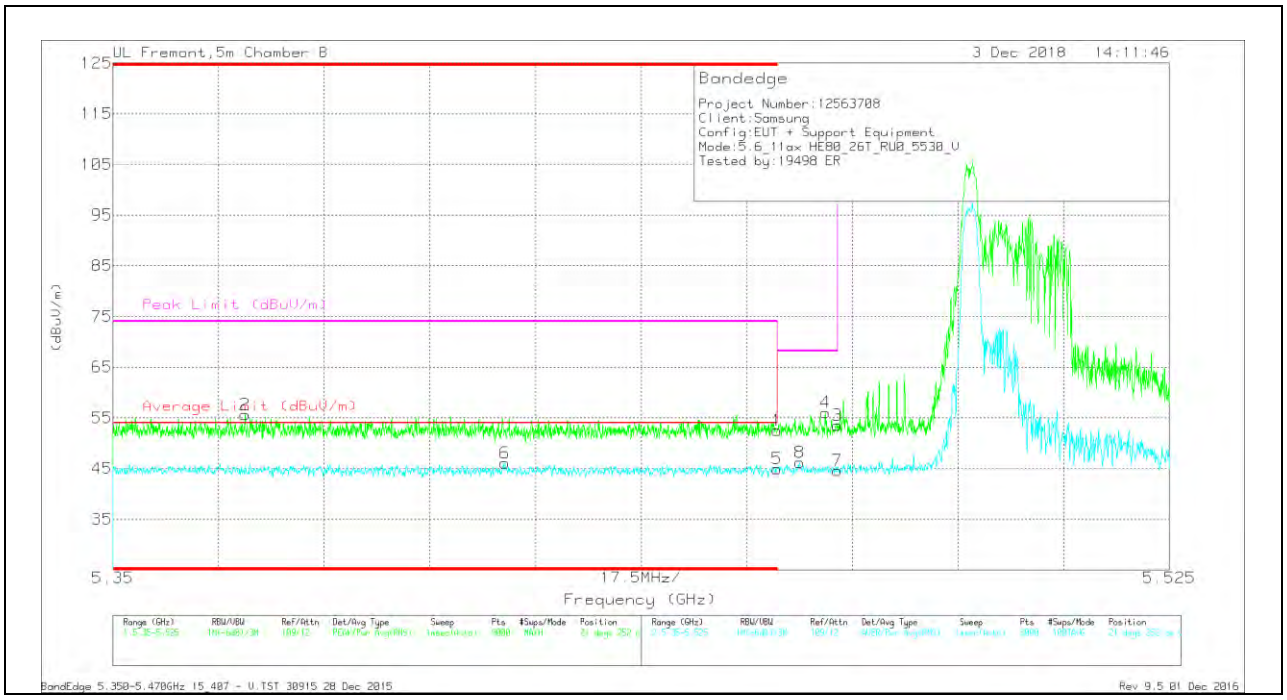

Trace Markers

Marker	Frequency (GHz)	Meter Reading (dBuV)	Det	AF T863 (dB/m)	Amp/Cbl/Fltr/Pad (dB)	DC Corr (dB)	Corrected Reading (dBuV/m)	Average Limit (dBuV/m)	Margin (dB)	Peak Limit (dBuV/m)	PK Margin (dB)	Azimuth (Degs)	Height (cm)	Polarity
2	* 5.372	38.42	Pk	35.1	-17.9	0	55.62	-	-	74	-18.38	21	252	V
6	* 5.415	28.79	RMS	35.2	-17.9	.12	46.21	54	-7.79	-	-	21	252	V
1	* 5.46	35.34	Pk	35.3	-18.1	0	52.54	-	-	74	-21.46	21	252	V
5	* 5.46	27.78	RMS	35.3	-18.1	.12	45.1	54	-8.9	-	-	21	252	V
8	5.464	28.83	RMS	35.3	-17.9	.12	46.35	-	-	-	-	21	252	V
4	5.468	38.86	Pk	35.3	-18.1	0	56.06	-	-	68.2	-12.14	21	252	V
3	5.47	36.47	Pk	35.3	-18.2	0	53.57	-	-	68.2	-14.63	21	252	V
7	5.47	27.5	RMS	35.3	-18.2	.12	44.72	-	-	-	-	21	252	V

* - indicates frequency in CFR47 Pt 15 / IC RSS-Restricted Band
Pk - Peak detector
RMS - RMS detection

UL VERIFICATION SERVICES INC.
47173 Benicia Street, Fremont, CA 94538; USA TEL:(510) 771-1000 FAX:(510) 661-0888
This report shall not be reproduced except in full, without the written approval of UL Verification Services Inc.

2TX Antenna 1 + Antenna 2 OFDMA MODE – 26-Tones, RU Index 36

BANDEDGE (HIGH CHANNEL)

HORIZONTAL RESULT

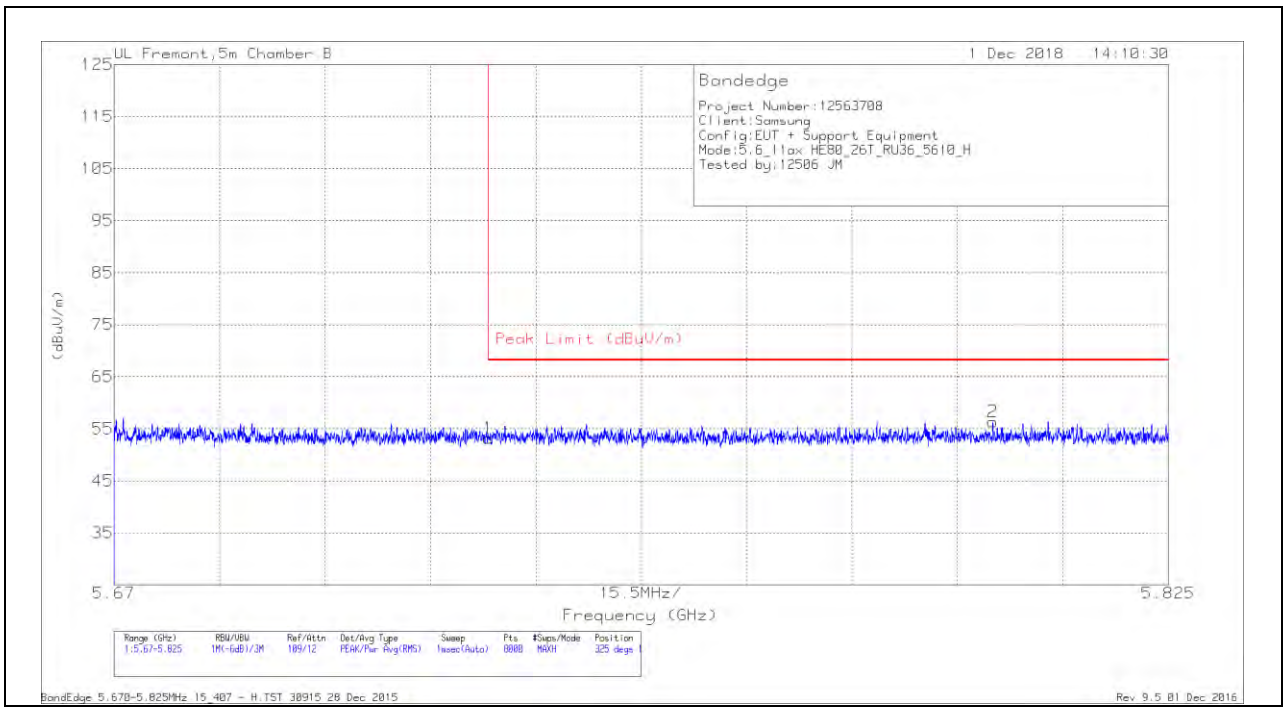

Trace Markers

Marker	Frequency (GHz)	Meter Reading (dBuV)	Det	AF T863 (dB/m)	Amp/Cbl/Fltr/Pad (dB)	Corrected Reading (dBuV/m)	Peak Limit (dBuV/m)	PK Margin (dB)	Azimuth (Degs)	Height (cm)	Polarity
1	5.725	36.57	Pk	35.5	-18.9	53.17	68.2	-15.03	325	177	H
2	5.799	39.66	Pk	35.5	-18.8	56.36	68.2	-11.84	325	177	H

Pk - Peak detector

UL VERIFICATION SERVICES INC.
47173 Benicia Street, Fremont, CA 94538; USA TEL:(510) 771-1000 FAX:(510) 661-0888
This report shall not be reproduced except in full, without the written approval of UL Verification Services Inc.

VERTICAL RESULT

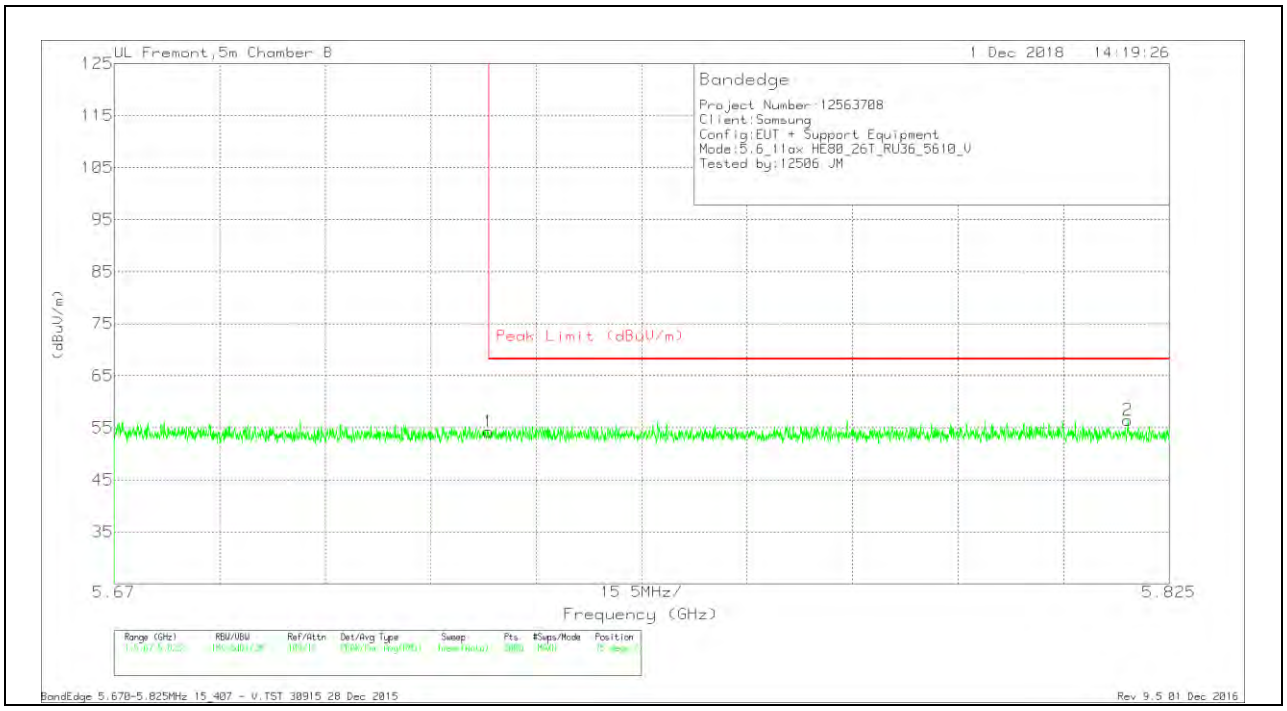

Trace Markers

Marker	Frequency (GHz)	Meter Reading (dBuV)	Det	AF T863 (dB/m)	Amp/Cbl/Fltr/Pad (dB)	Corrected Reading (dBuV/m)	Peak Limit (dBuV/m)	PK Margin (dB)	Azimuth (Degs)	Height (cm)	Polarity
1	5.725	37.67	Pk	35.5	-18.9	54.27	68.2	-13.93	75	271	V
2	5.819	39.87	Pk	35.5	-18.9	56.47	68.2	-11.73	75	271	V

Pk - Peak detector

UL VERIFICATION SERVICES INC.
47173 Benicia Street, Fremont, CA 94538; USA TEL:(510) 771-1000 FAX:(510) 661-0888
This report shall not be reproduced except in full, without the written approval of UL Verification Services Inc.

2TX Antenna 1 + Antenna 2 OFDMA MODE – 52-Tones, RU Index 52

HARMONICS AND SPURIOUS EMISSIONS

LOW CHANNEL RESULTS

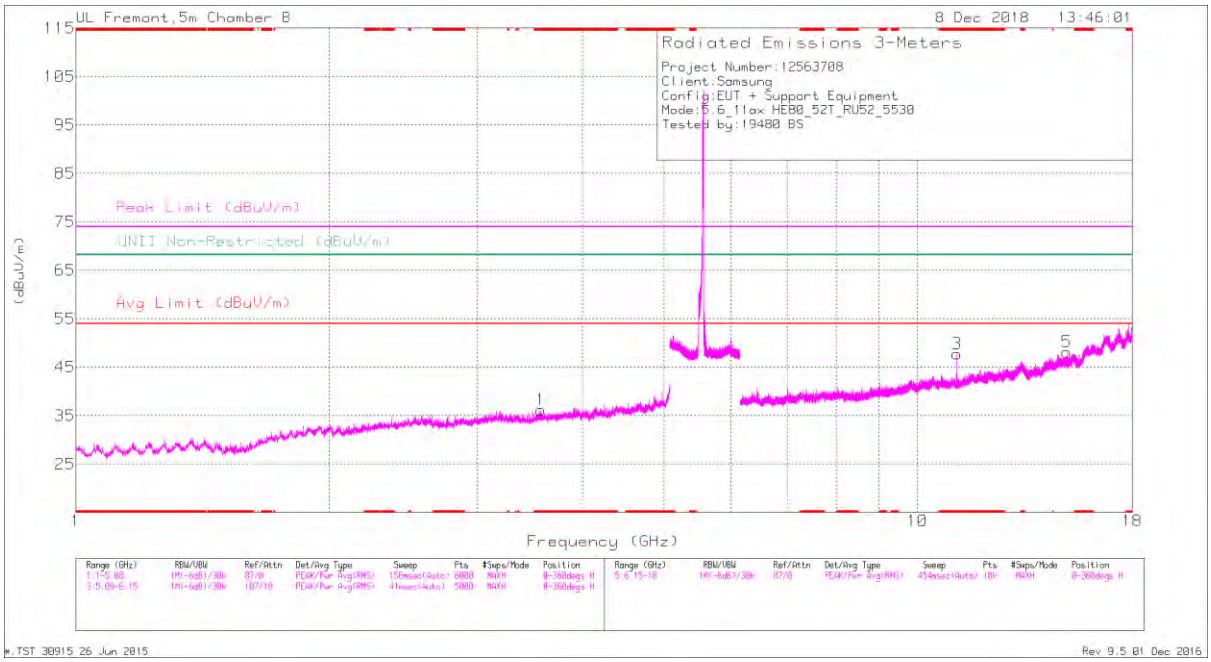

HORIZONTAL

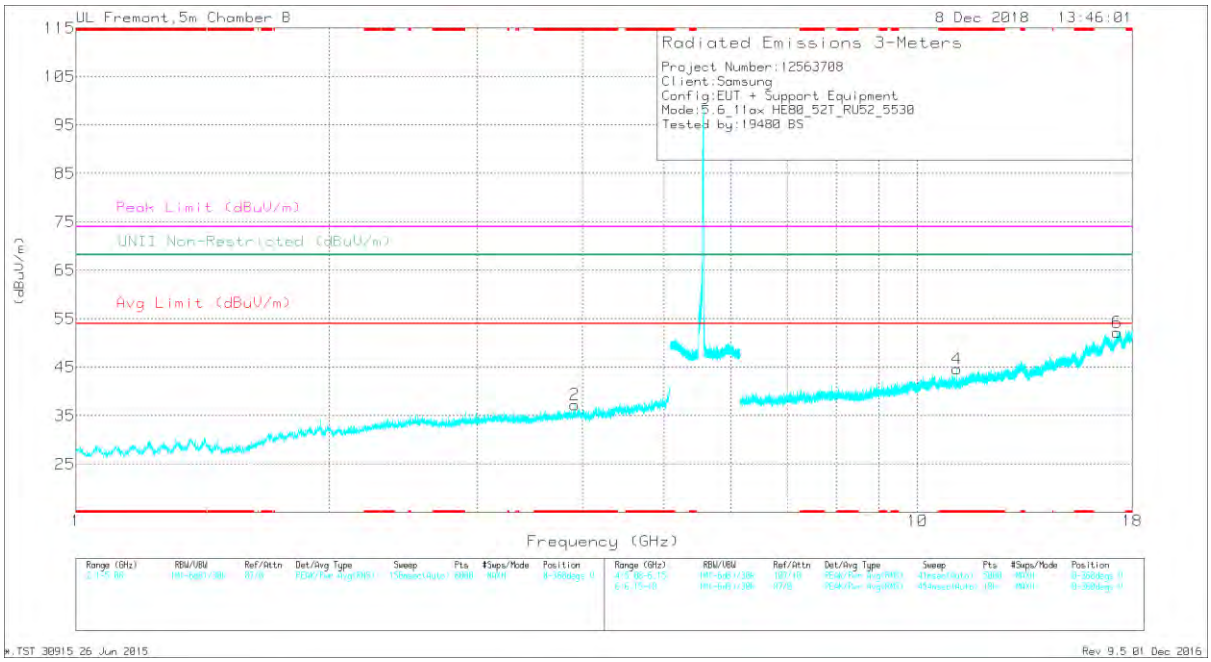

VERTICAL

UL VERIFICATION SERVICES INC.
47173 Benicia Street, Fremont, CA 94538; USA TEL:(510) 771-1000 FAX:(510) 661-0888
This report shall not be reproduced except in full, without the written approval of UL Verification Services Inc.

RADIATED EMISSIONS

Marker	Frequency (GHz)	Meter Reading (dBuV)	Det	AF T863 (dB/m)	Amp/Cbl/Fltr/Pad (dB)	DC Corr (dB)	Corrected Reading (dBuV/m)	Avg Limit (dBuV/m)	Margin (dB)	Peak Limit (dBuV/m)	PK Margin (dB)	UNII Non-Restricted (dBuV/m)	PK Margin (dB)	Azimuth (Degs)	Height (cm)	Polarity
1	* 3.569	39.49	PK-U	33.2	-30.6	0	42.09	-	-	74	-31.91	-	-	49	320	H
	* 3.566	27.41	ADR	33.2	-30.8	.24	30.05	54	-23.95	-	-	-	-	49	320	H
2	* 3.913	39.43	PK-U	33.4	-30.1	0	42.73	-	-	74	-31.27	-	-	226	234	V
	* 3.912	28.2	ADR	33.4	-30.1	.24	31.74	54	-22.26	-	-	-	-	226	234	V
3	* 11.135	41.47	PK-U	37.9	-22.9	0	56.47	-	-	74	-17.53	-	-	202	103	H
	* 11.134	28.99	ADR	37.9	-22.9	.24	44.23	54	-9.77	-	-	-	-	202	103	H
4	* 11.134	37.63	PK-U	37.9	-22.9	0	52.63	-	-	74	-21.37	-	-	73	118	V
	* 11.134	24.97	ADR	37.9	-22.9	.24	40.21	54	-13.79	-	-	-	-	73	118	V
5	15.042	32.25	PK-U	40.5	-19.8	0	52.95	-	-	-	-	68.2	-15.25	355	171	H
6	17.263	31.37	PK-U	44.4	-18.2	0	57.57	-	-	-	-	68.2	-10.63	178	135	V

* - indicates frequency in CFR47 Pt 15 / IC RSS-Restricted Band
PK-U - U-NII: Maximum Peak
ADR - U-NII AD primary method, RMS average

UL VERIFICATION SERVICES INC.
47173 Benicia Street, Fremont, CA 94538; USA TEL:(510) 771-1000 FAX:(510) 661-0888
This report shall not be reproduced except in full, without the written approval of UL Verification Services Inc.

HIGH CHANNEL RESULTS

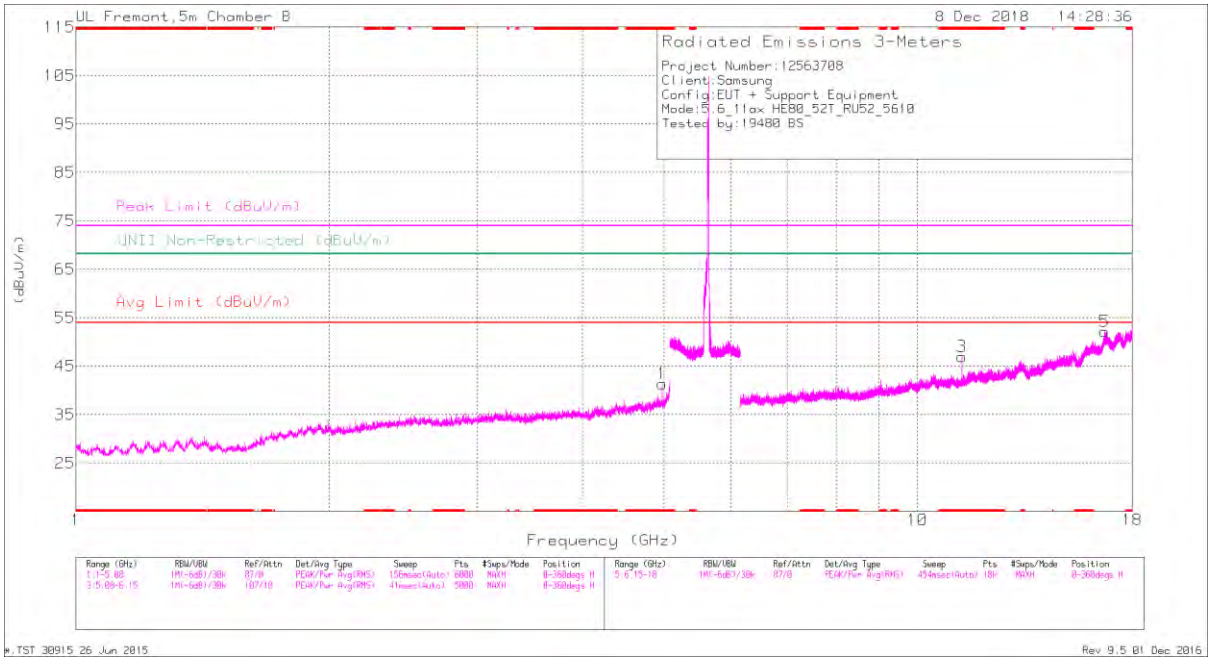

HORIZONTAL

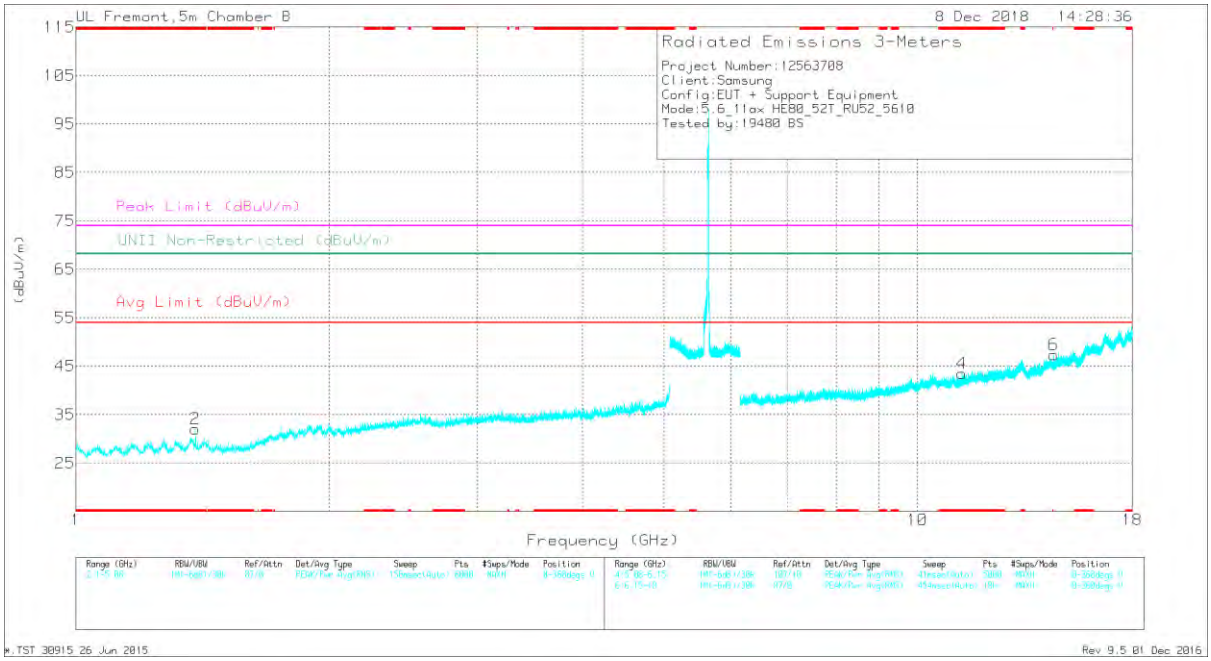

VERTICAL

UL VERIFICATION SERVICES INC.
47173 Benicia Street, Fremont, CA 94538; USA TEL:(510) 771-1000 FAX:(510) 661-0888
This report shall not be reproduced except in full, without the written approval of UL Verification Services Inc.

RADIATED EMISSIONS

Marker	Frequency (GHz)	Meter Reading (dBuV)	Det	AF T863 (dB/m)	Amp/Cbl/Fltr/Pad (dB)	DC Corr (dB)	Corrected Reading (dBuV/m)	Avg Limit (dBuV/m)	Margin (dB)	Peak Limit (dBuV/m)	PK Margin (dB)	UNII Non-Restricted (dBuV/m)	PK Margin (dB)	Azimuth (Degs)	Height (cm)	Polarity
1	* 4.97	38.74	PK-U	34.5	-28.6	0	44.64	-	-	74	-29.36	-	-	147	208	H
	* 4.97	27.11	ADR	34.5	-28.6	.24	33.25	54	-20.75	-	-	-	-	147	208	H
2	* 1.385	40.81	PK-U	28.5	-33.2	0	36.11	-	-	74	-37.89	-	-	41	185	V
	* 1.386	28.62	ADR	28.5	-33.2	.24	24.16	54	-29.84	-	-	-	-	41	185	V
3	* 11.292	39.04	PK-U	38.2	-22.2	0	55.04	-	-	74	-18.96	-	-	198	284	H
	* 11.294	25.86	ADR	38.2	-22.2	.24	42.1	54	-11.9	-	-	-	-	198	284	H
4	* 11.294	35.45	PK-U	38.2	-22.2	0	51.45	-	-	74	-22.55	-	-	62	128	V
	* 11.294	23.24	ADR	38.2	-22.2	.24	39.48	54	-14.52	-	-	-	-	62	128	V
6	14.523	32.66	PK-U	40	-20.4	0	52.26	-	-	-	-	68.2	-15.94	70	146	V
5	16.698	30.99	PK-U	44.3	-17.6	0	57.69	-	-	-	-	68.2	-10.51	148	198	H

* - indicates frequency in CFR47 Pt 15 / IC RSS-Restricted Band
PK-U - U-NII: Maximum Peak
ADR - U-NII AD primary method, RMS average

UL VERIFICATION SERVICES INC.
47173 Benicia Street, Fremont, CA 94538; USA TEL:(510) 771-1000 FAX:(510) 661-0888
This report shall not be reproduced except in full, without the written approval of UL Verification Services Inc.

CHANNEL 138 RESULTS

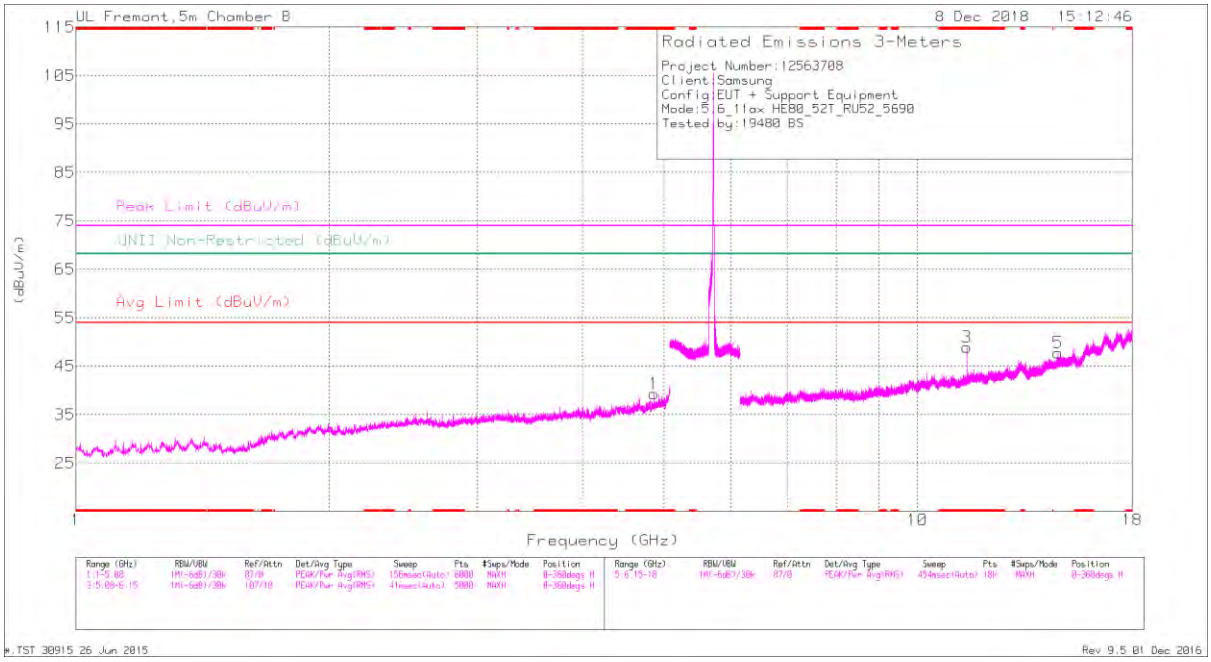

HORIZONTAL

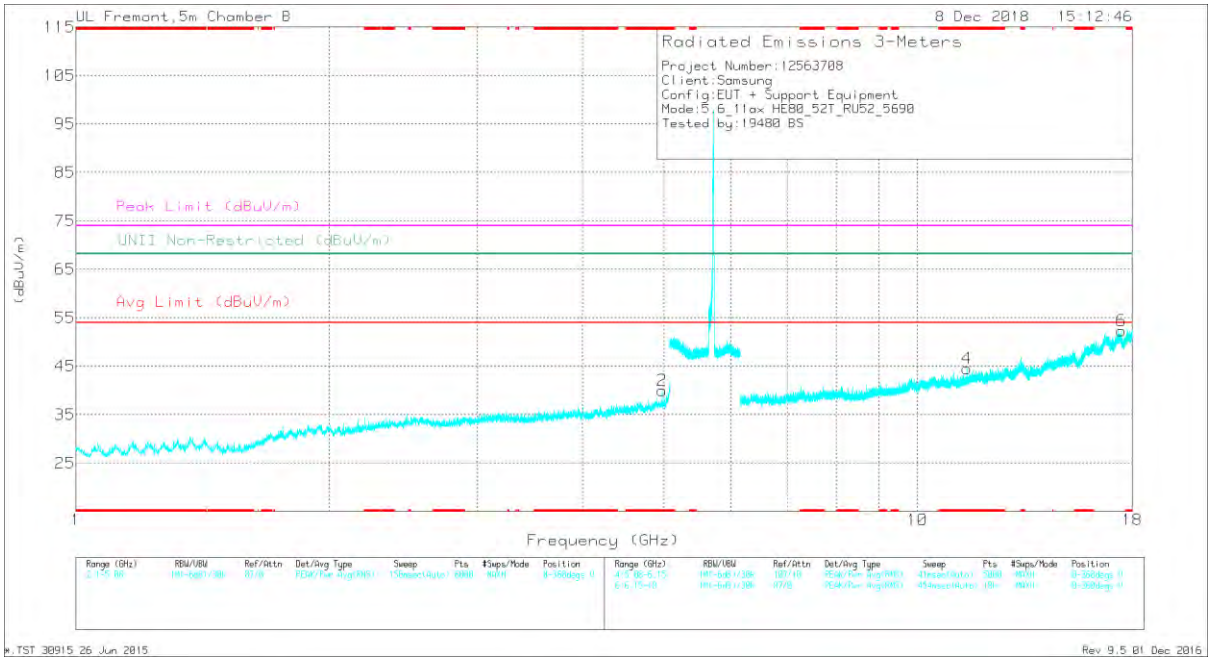

VERTICAL

UL VERIFICATION SERVICES INC.
47173 Benicia Street, Fremont, CA 94538; USA TEL:(510) 771-1000 FAX:(510) 661-0888
This report shall not be reproduced except in full, without the written approval of UL Verification Services Inc.

RADIATED EMISSIONS

Marker	Frequency (GHz)	Meter Reading (dBuV)	Det	AF T863 (dB/m)	Amp/Cbl/Fltr/Pad (dB)	DC Corr (dB)	Corrected Reading (dBuV/m)	Avg Limit (dBuV/m)	Margin (dB)	Peak Limit (dBuV/m)	PK Margin (dB)	UNII Non-Restricted (dBuV/m)	PK Margin (dB)	Azimuth (Degs)	Height (cm)	Polarity
1	* 4.862	38.97	PK-U	34.2	-29.3	0	43.87	-	-	74	-30.13	-	-	176	120	H
	* 4.862	27.29	ADR	34.2	-29.3	.24	32.43	54	-21.57	-	-	-	-	176	120	H
2	* 4.968	38.45	PK-U	34.5	-28.6	0	44.35	-	-	74	-29.65	-	-	89	246	V
	* 4.97	26.88	ADR	34.5	-28.5	.24	33.12	54	-20.88	-	-	-	-	89	246	V
3	* 11.453	41.39	PK-U	38.4	-22.6	0	57.19	-	-	74	-16.81	-	-	199	103	H
	* 11.454	28.36	ADR	38.4	-22.6	.24	44.4	54	-9.6	-	-	-	-	199	103	H
4	* 11.452	36.43	PK-U	38.4	-22.6	0	52.23	-	-	74	-21.77	-	-	188	329	V
	* 11.454	24.2	ADR	38.4	-22.6	.24	40.24	54	-13.76	-	-	-	-	188	329	V
5	14.689	32.83	PK-U	40.7	-20.1	0	53.43	-	-	-	-	68.2	-14.77	194	383	H
6	17.475	31.96	PK-U	43.3	-17.5	0	57.76	-	-	-	-	68.2	-10.44	57	102	V

* - indicates frequency in CFR47 Pt 15 / IC RSS-Restricted Band
PK-U - U-NII: Maximum Peak
ADR - U-NII AD primary method, RMS average

UL VERIFICATION SERVICES INC.
47173 Benicia Street, Fremont, CA 94538; USA TEL:(510) 771-1000 FAX:(510) 661-0888
This report shall not be reproduced except in full, without the written approval of UL Verification Services Inc.

10.1.22. TX ABOVE 1 GHz 802.11a MODE IN THE 5.8 GHz BAND

2TX Antenna 1 + Antenna 2 CDD MODE

BANDEDGE (LOW CHANNEL)

HORIZONTAL RESULT

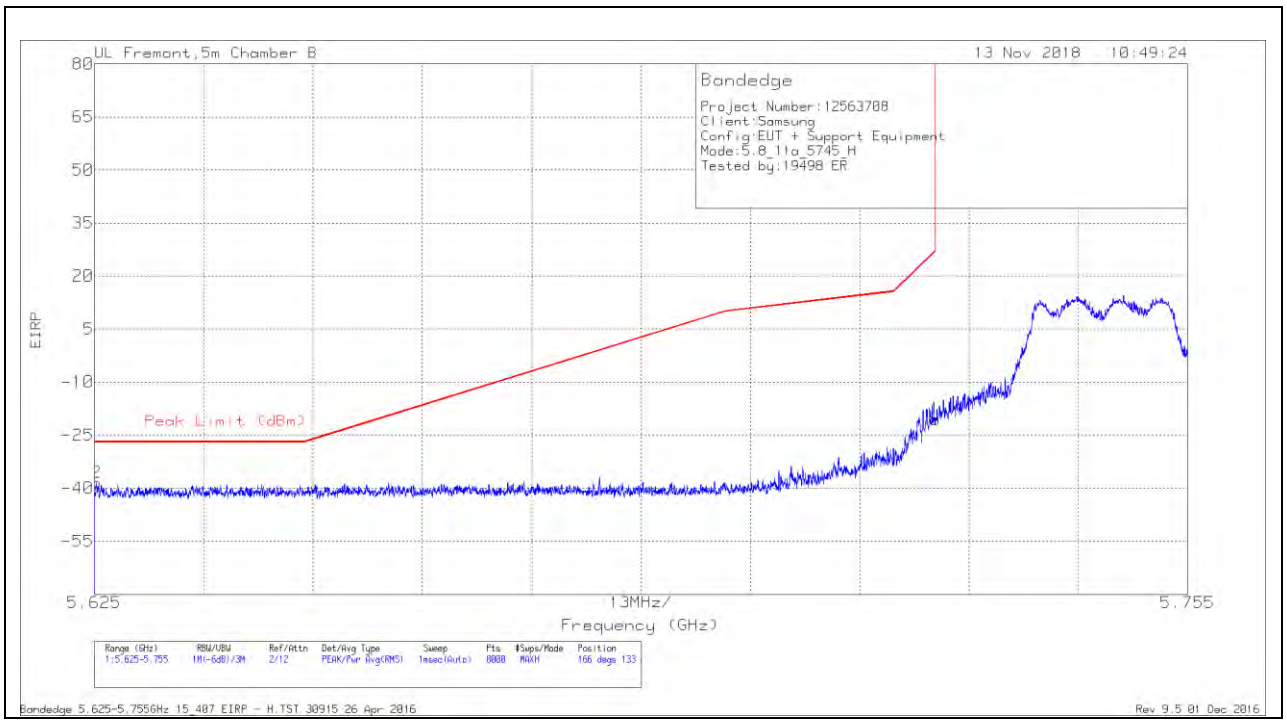

Trace Markers

Marker	Frequency (GHz)	Meter Reading (dBm)	Det	AF T863 (dB/m)	Amp/Cbl/Fltr/Pad (dB)	Conversion Factor (dB)	Corrected Reading EIRP	Peak Limit (dBm)	PK Margin (dB)	Azimuth (Degs)	Height (cm)	Polarity
2	5.625	-66.86	Pk	35.5	-18.9	11.8	-38.46	-27	-11.46	166	133	H
1	5.725	-48.99	Pk	35.5	-18.9	11.8	-20.59	27	-47.59	166	133	H

Pk - Peak detector

UL VERIFICATION SERVICES INC.
47173 Benicia Street, Fremont, CA 94538; USA TEL:(510) 771-1000 FAX:(510) 661-0888
This report shall not be reproduced except in full, without the written approval of UL Verification Services Inc.

VERTICAL RESULT

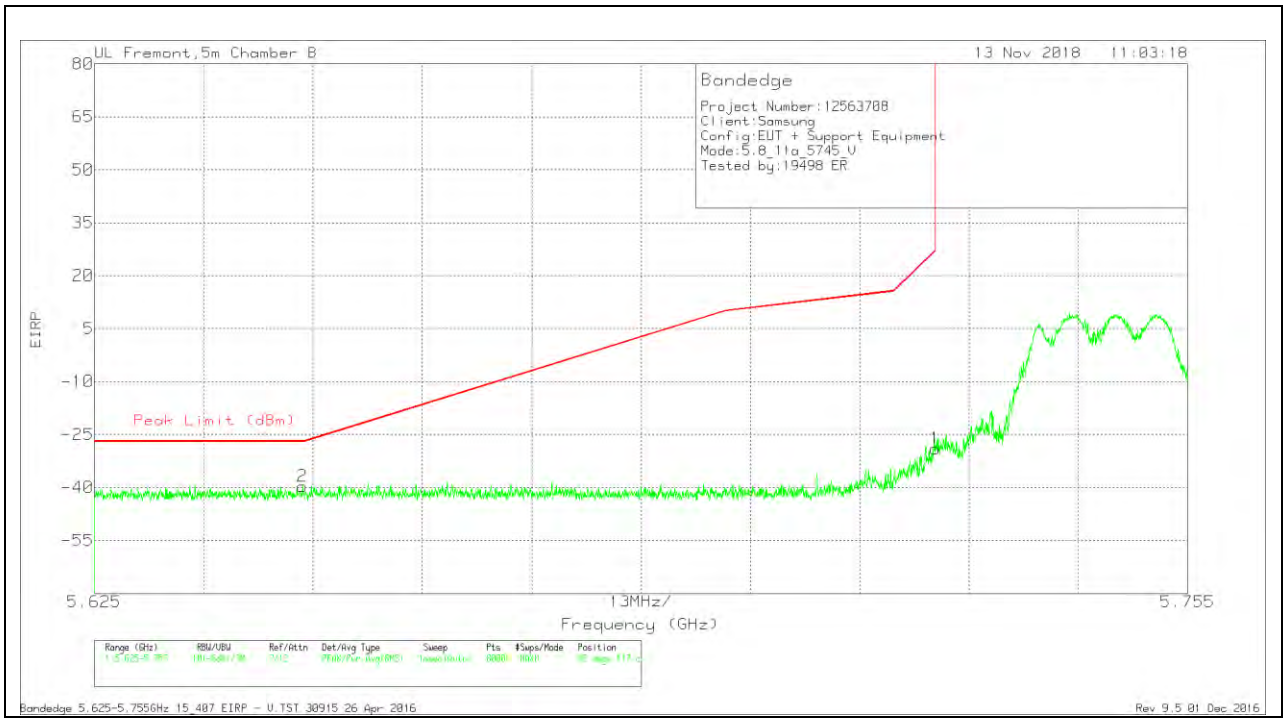

Trace Markers

Marker	Frequency (GHz)	Meter Reading (dBm)	Det	AF T863 (dB/m)	Amp/Cbl/Fltr/Pad (dB)	Conversion Factor (dB)	Corrected Reading EIRP	Peak Limit (dBm)	PK Margin (dB)	Azimuth (Degs)	Height (cm)	Polarity
2	5.65	-68.16	Pk	35.5	-18.8	11.8	-39.66	-27	-12.66	85	117	V
1	5.725	-57.45	Pk	35.5	-18.9	11.8	-29.05	27	-56.05	85	117	V

Pk - Peak detector

UL VERIFICATION SERVICES INC.
47173 Benicia Street, Fremont, CA 94538; USA TEL:(510) 771-1000 FAX:(510) 661-0888
This report shall not be reproduced except in full, without the written approval of UL Verification Services Inc.

BANDEDGE (HIGH CHANNEL)

HORIZONTAL RESULT

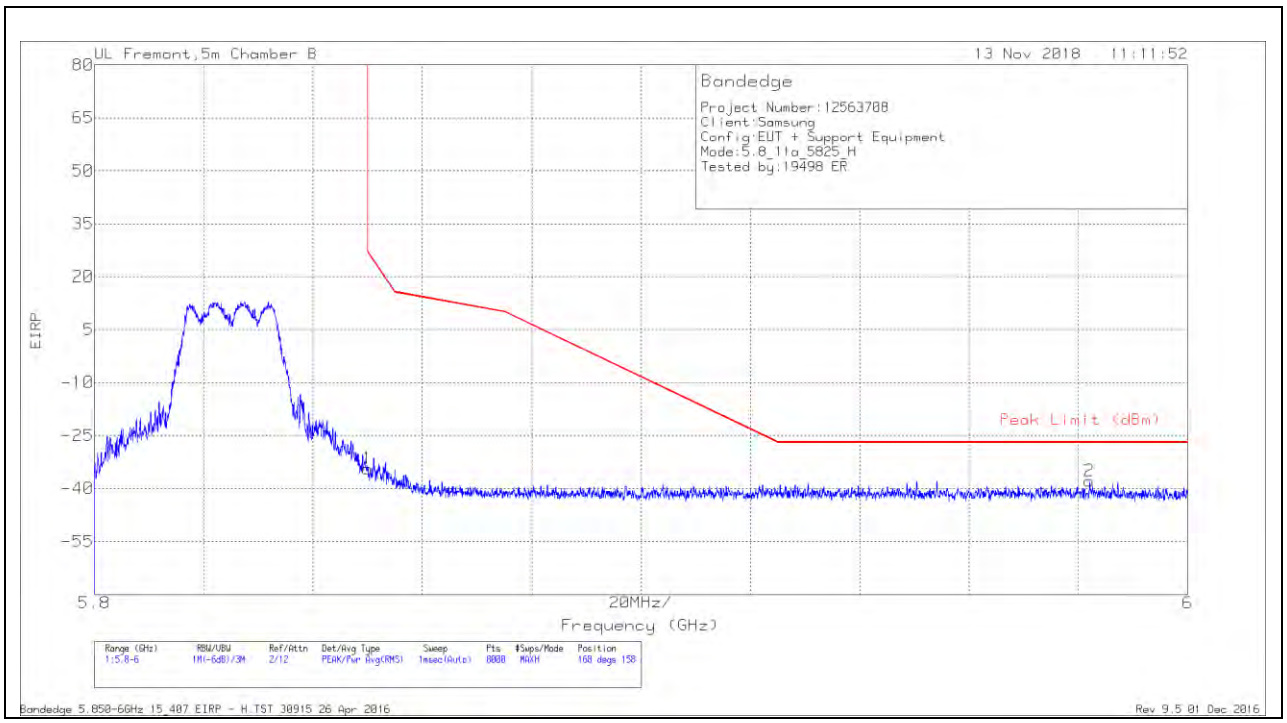

Trace Markers

Marker	Frequency (GHz)	Meter Reading (dBm)	Det	AF T863 (dB/m)	Amp/Cbl/Fltr/Pad (dB)	Conversion Factor (dB)	Corrected Reading EIRP	Peak Limit (dBm)	PK Margin (dB)	Azimuth (Degs)	Height (cm)	Polarity
1	5.85	-62.59	Pk	35.4	-18.9	11.8	-34.29	26.99	-61.28	168	158	H
2	5.982	-66.67	Pk	35.4	-18.3	11.8	-37.77	-27	-10.77	168	158	H

Pk - Peak detector

UL VERIFICATION SERVICES INC.
47173 Benicia Street, Fremont, CA 94538; USA TEL:(510) 771-1000 FAX:(510) 661-0888
This report shall not be reproduced except in full, without the written approval of UL Verification Services Inc.