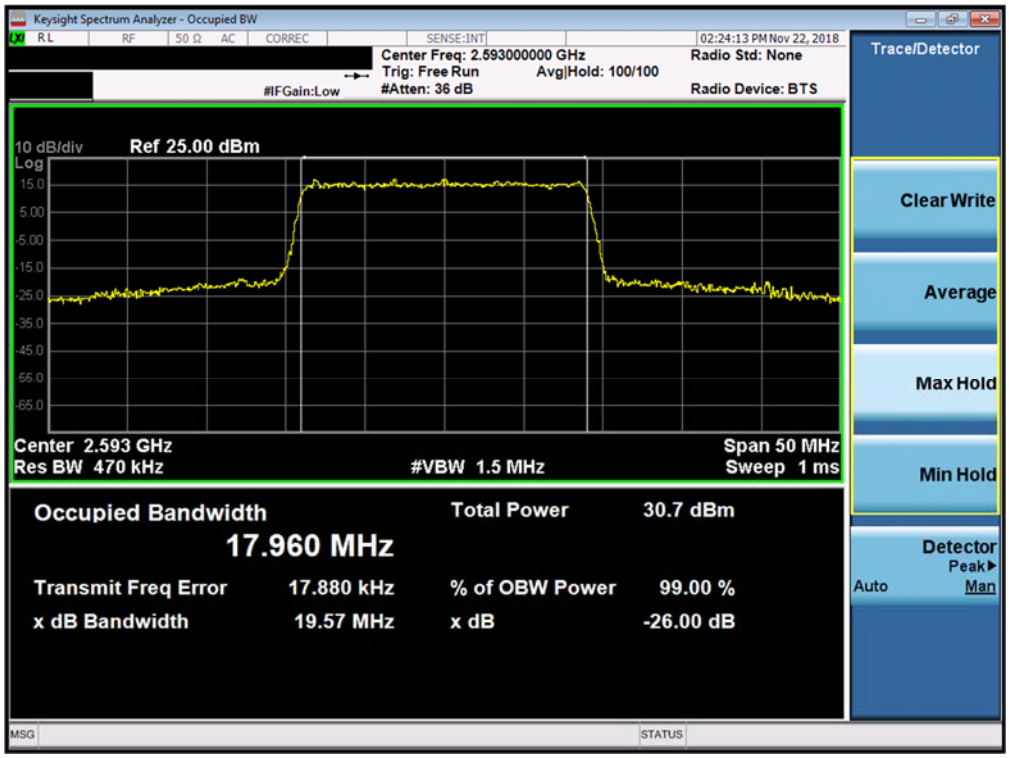

Plot 7-147. Occupied Bandwidth Plot (Band 41 - 20.0MHz 64-QAM - Full RB Configuration)

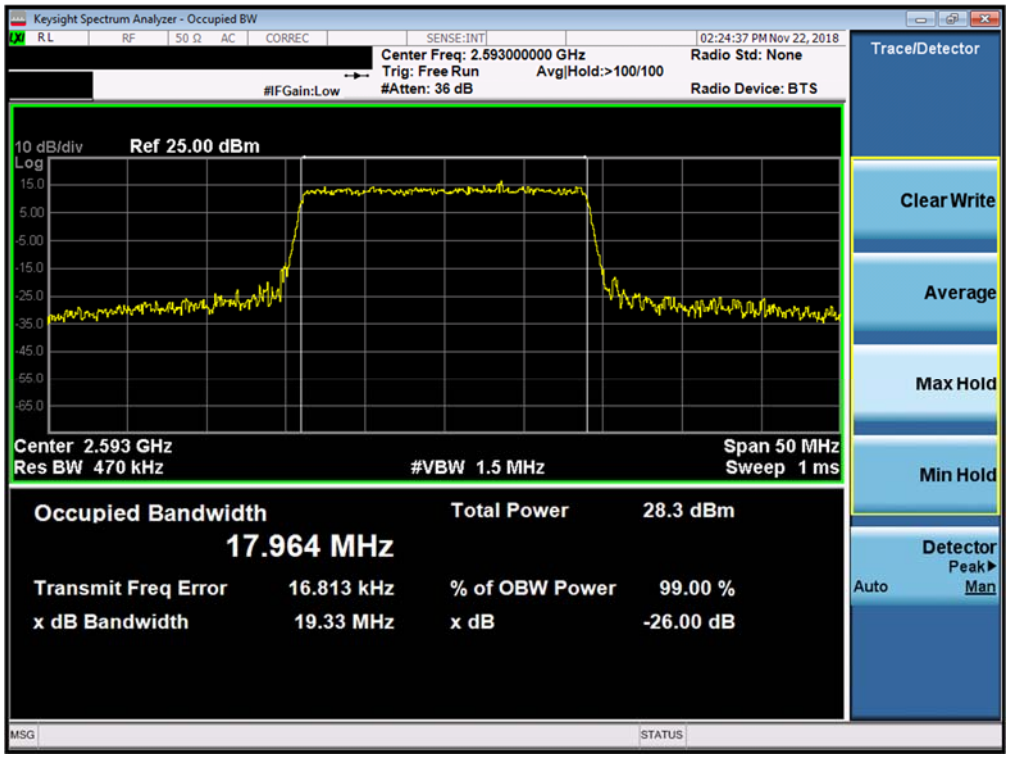

Plot 7-148. Occupied Bandwidth Plot (Band 41 - 20.0MHz 256-QAM - Full RB Configuration)

© 2019 PCTEST Engineering Laboratory, Inc. V 8.8 11/19/2018
All rights reserved. Unless otherwise specified, no part of this report may be reproduced or utilized in any part, form or by any means, electronic or mechanical, including photocopying and microfilm, without permission in writing from PCTEST Engineering Laboratory, Inc. If you have any questions about this international copyright or have an enquiry about obtaining additional rights to this report or assembly of contents thereof, please contact INFO@PCTEST.COM.

7.3 Spurious and Harmonic Emissions at Antenna Terminal

Test Overview

The level of the carrier and the various conducted spurious and harmonic frequencies is measured by means of a calibrated spectrum analyzer. The spectrum is scanned from the lowest frequency generated in the equipment up to a frequency including its 10th harmonic. All out of band emissions are measured with a spectrum analyzer connected to the antenna terminal of the EUT while the EUT is operating at its maximum duty cycle, at maximum power, and at the appropriate frequencies. All data rates were investigated to determine the worst case configuration. All modes of operation were investigated and the worst case configuration results are reported in this section.

The minimum permissible attenuation level of any spurious emission is 43 +10log$_{10}$(P$_{[Watts]}$), where P is the transmitter power in Watts.

For Band 30, the minimum permissible attenuation level of any spurious emission <2288MHz and >2365MHz is 70 +10 log$_{10}$(P$_{[Watts]}$).

For Band 7 and 41, the minimum permissible attenuation level of any spurious emission is 55 + 10log$_{10}$(P$_{[Watts]}$).

Test Procedure Used

KDB 971168 D01 v03r01 – Section 6.0

Test Settings

1. Start frequency was set to 30MHz and stop frequency was set to at least 10 * the fundamental frequency (separated into at least two plots per channel)
2. Detector = RMS
3. Trace mode = trace average for continuous emissions, max hold for pulse emissions
4. Sweep time = auto couple
5. The trace was allowed to stabilize
6. Please see test notes below for RBW and VBW settings

Test Setup

The EUT and measurement equipment were set up as shown in the diagram below.

Figure 7-2. Test Instrument & Measurement Setup

Test Notes

Compliance with the applicable limits is based on the use of measurement instrumentation employing a resolution bandwidth of 100 kHz or greater for frequencies less than 1 GHz and 1 MHz or greater for frequencies greater than 1 GHz. However, in the 1 MHz bands immediately outside and adjacent to the frequency block a resolution bandwidth of at least one percent of the emission bandwidth of the fundamental emission of the transmitter may be employed. The emission bandwidth is defined as the width of the signal between two points, one below the carrier center frequency and one above the carrier center frequency, outside of which all emission are attenuated at least 26 dB below the transmitter power.

© 2019 PCTEST Engineering Laboratory, Inc. V 8.8 11/19/2018

All rights reserved. Unless otherwise specified, no part of this report may be reproduced or utilized in any part, form or by any means, electronic or mechanical, including photocopying and microfilm, without permission in writing from PCTEST Engineering Laboratory, Inc. If you have any questions about this international copyright or have an enquiry about obtaining additional rights to this report or assembly of contents thereof, please contact INFO@PCTEST.COM.

Band 71

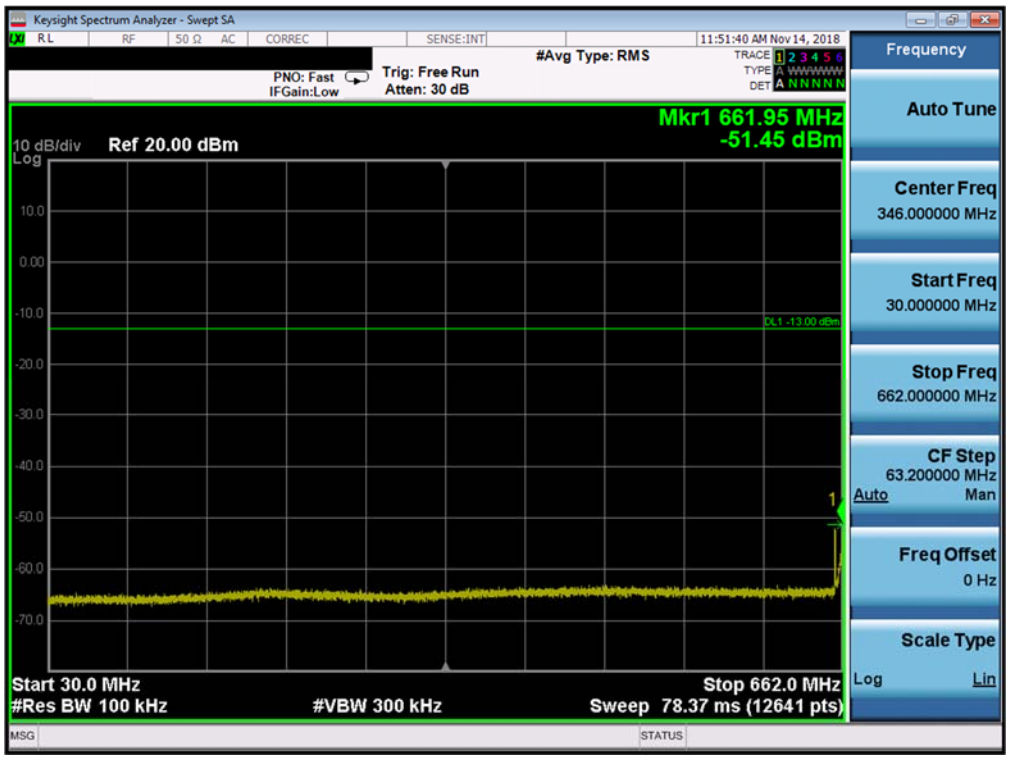

Plot 7-149. Conducted Spurious Plot (Band 71 - 20.0MHz QPSK - RB Size 1, RB Offset 0 - Low Channel)

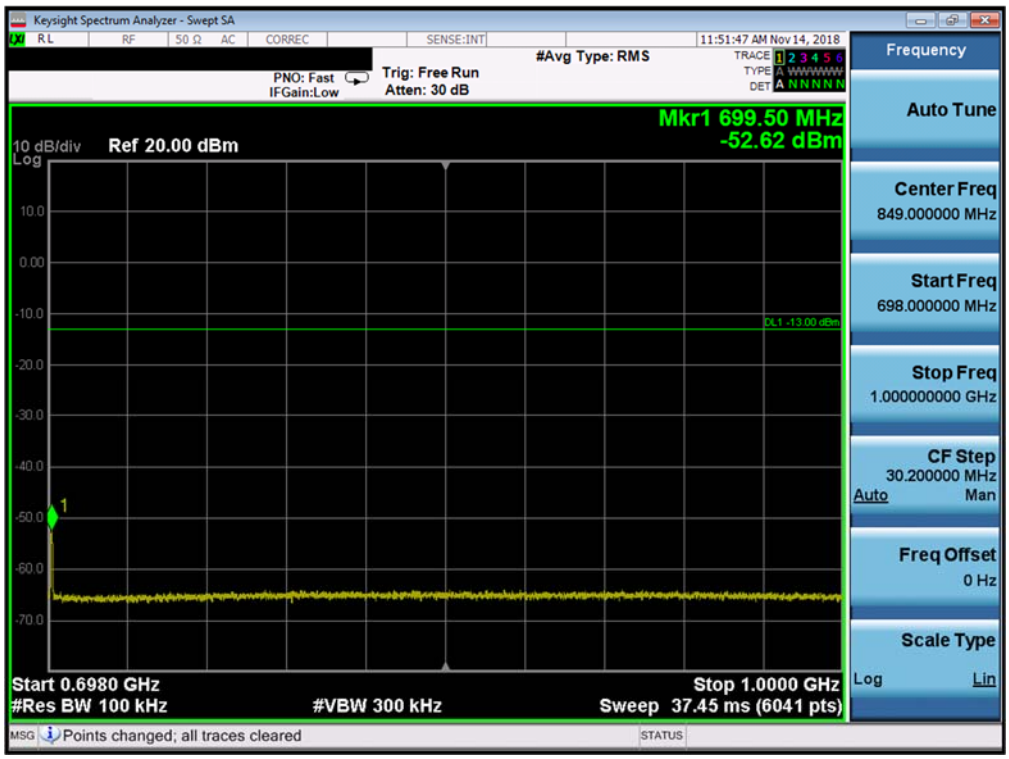

Plot 7-150. Conducted Spurious Plot (Band 71 - 20.0MHz QPSK - RB Size 1, RB Offset 0 - Low Channel)

© 2019 PCTEST Engineering Laboratory, Inc. V 8.8 11/19/2018
All rights reserved. Unless otherwise specified, no part of this report may be reproduced or utilized in any part, form or by any means, electronic or mechanical, including photocopying and microfilm, without permission in writing from PCTEST Engineering Laboratory, Inc. If you have any questions about this international copyright or have an enquiry about obtaining additional rights to this report or assembly of contents thereof, please contact INFO@PCTEST.COM.

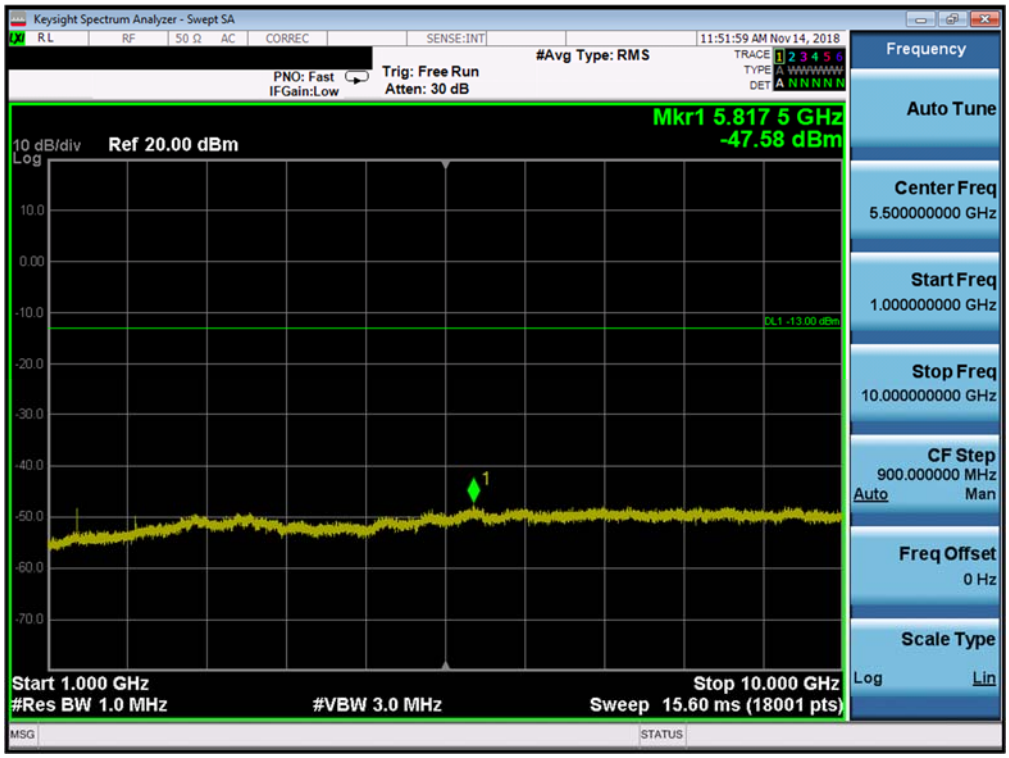

Plot 7-151. Conducted Spurious Plot (Band 71 - 20.0MHz QPSK - RB Size 1, RB Offset 0 - Low Channel)

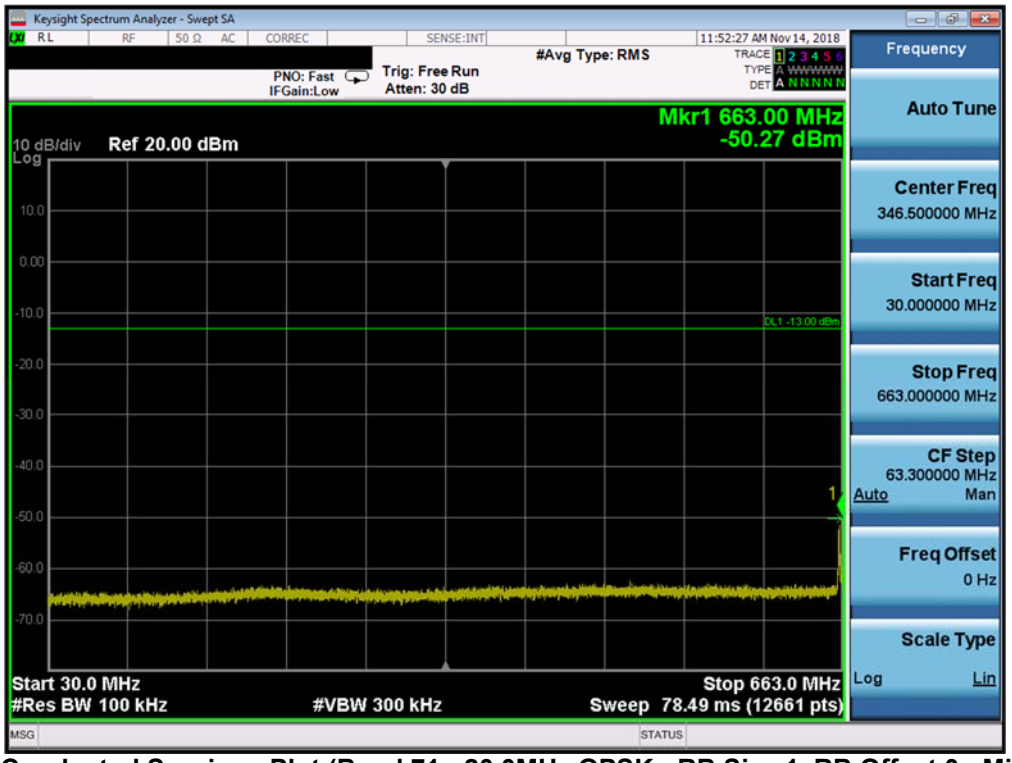

Plot 7-152. Conducted Spurious Plot (Band 71 - 20.0MHz QPSK - RB Size 1, RB Offset 0 - Mid Channel)

© 2019 PCTEST Engineering Laboratory, Inc. V 8.8 11/19/2018
All rights reserved. Unless otherwise specified, no part of this report may be reproduced or utilized in any part, form or by any means, electronic or mechanical, including photocopying and microfilm, without permission in writing from PCTEST Engineering Laboratory, Inc. If you have any questions about this international copyright or have an enquiry about obtaining additional rights to this report or assembly of contents thereof, please contact INFO@PCTEST.COM.

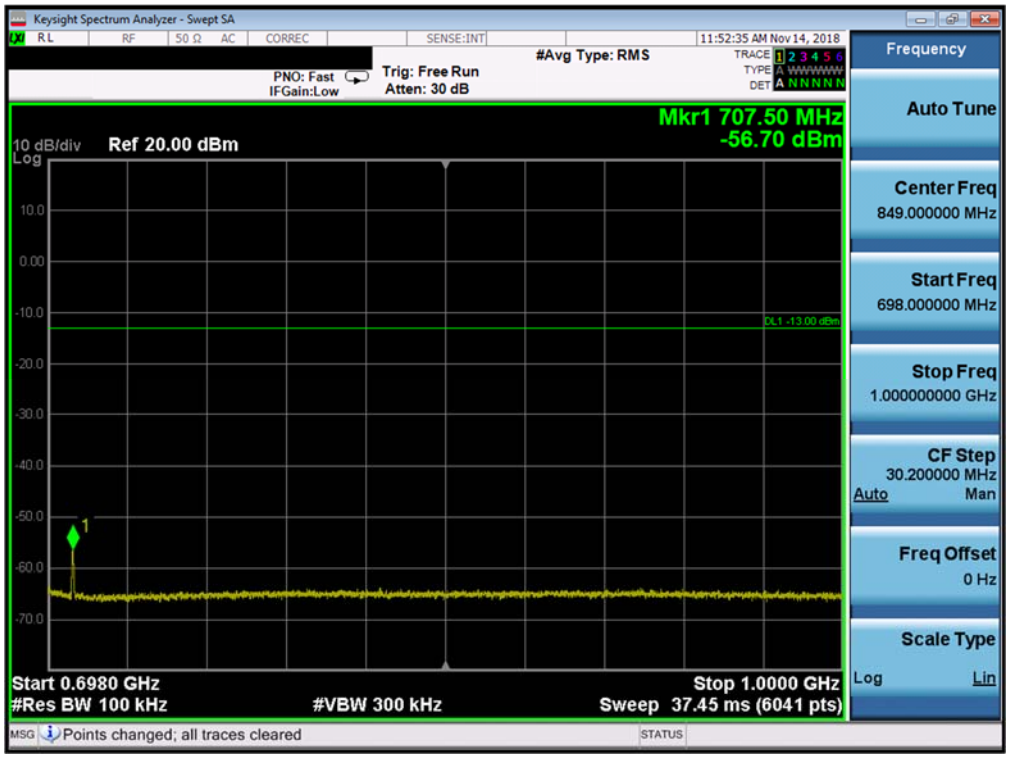

Plot 7-153. Conducted Spurious Plot (Band 71 - 20.0MHz QPSK - RB Size 1, RB Offset 0 - Mid Channel)

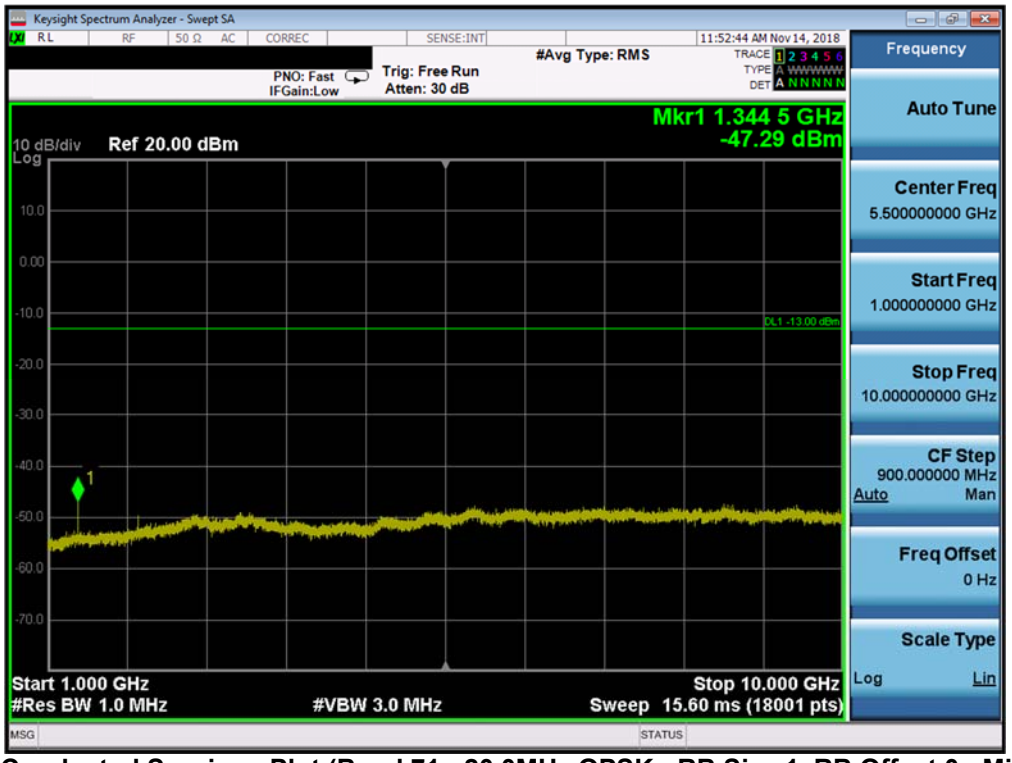

Plot 7-154. Conducted Spurious Plot (Band 71 - 20.0MHz QPSK - RB Size 1, RB Offset 0 - Mid Channel)

© 2019 PCTEST Engineering Laboratory, Inc. V 8.8 11/19/2018
All rights reserved. Unless otherwise specified, no part of this report may be reproduced or utilized in any part, form or by any means, electronic or mechanical, including photocopying and microfilm, without permission in writing from PCTEST Engineering Laboratory, Inc. If you have any questions about this international copyright or have an enquiry about obtaining additional rights to this report or assembly of contents thereof, please contact INFO@PCTEST.COM.

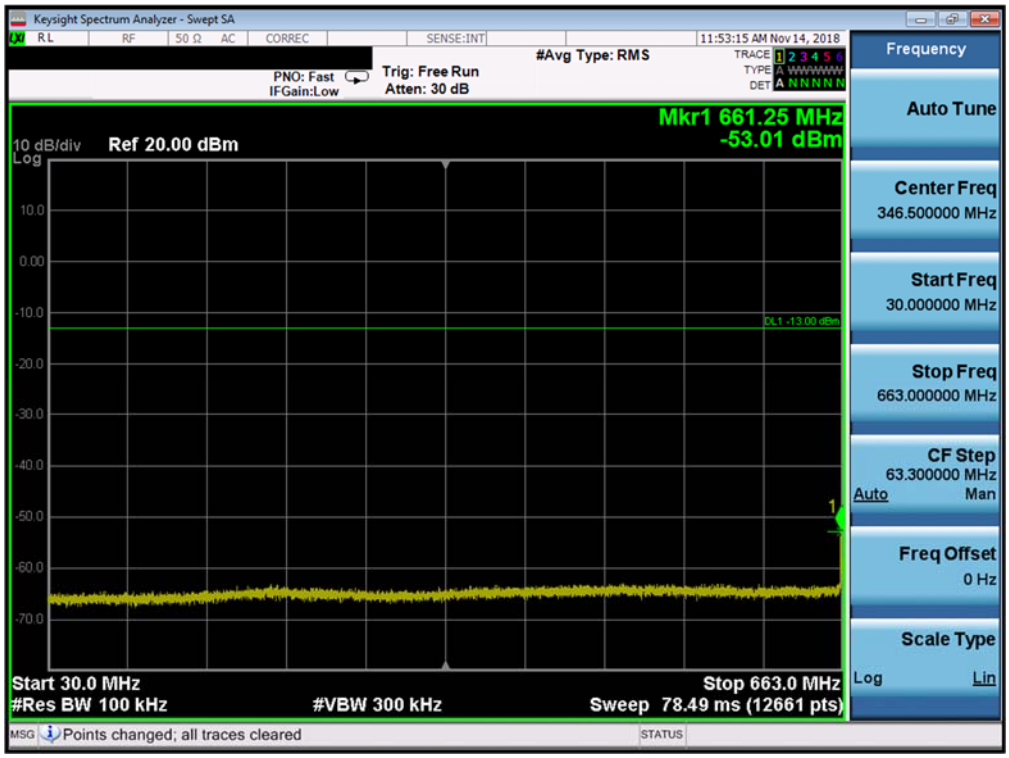

Plot 7-155. Conducted Spurious Plot (Band 71 - 20.0MHz QPSK - RB Size 1, RB Offset 0 - High Channel)

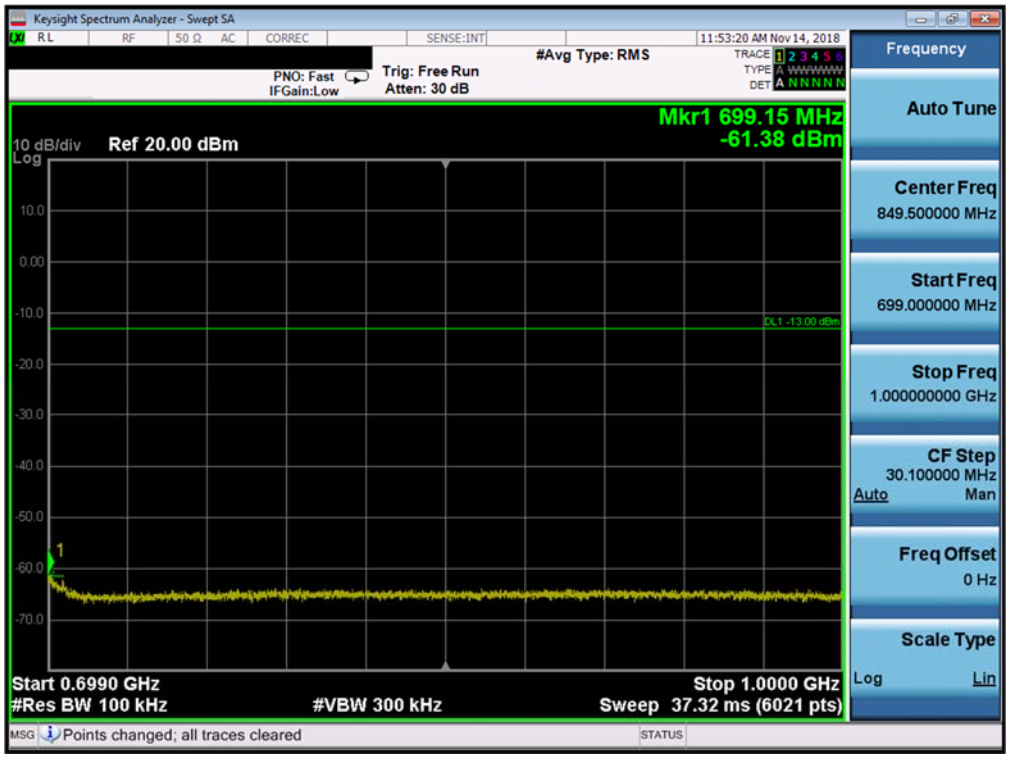

Plot 7-156. Conducted Spurious Plot (Band 71 - 20.0MHz QPSK - RB Size 1, RB Offset 0 - High Channel)

© 2019 PCTEST Engineering Laboratory, Inc. V 8.8 11/19/2018
All rights reserved. Unless otherwise specified, no part of this report may be reproduced or utilized in any part, form or by any means, electronic or mechanical, including photocopying and microfilm, without permission in writing from PCTEST Engineering Laboratory, Inc. If you have any questions about this international copyright or have an enquiry about obtaining additional rights to this report or assembly of contents thereof, please contact INFO@PCTEST.COM.

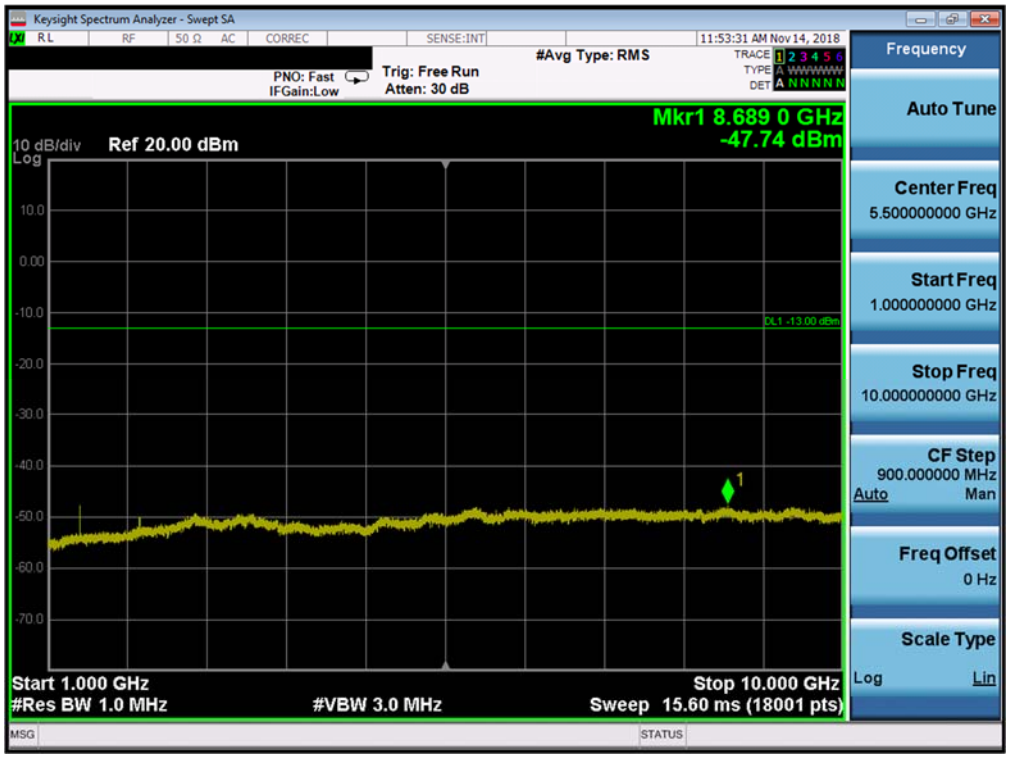

Plot 7-157. Conducted Spurious Plot (Band 71 - 20.0MHz QPSK - RB Size 1, RB Offset 0 - High Channel)

© 2019 PCTEST Engineering Laboratory, Inc. V 8.8 11/19/2018

All rights reserved. Unless otherwise specified, no part of this report may be reproduced or utilized in any part, form or by any means, electronic or mechanical, including photocopying and microfilm, without permission in writing from PCTEST Engineering Laboratory, Inc. If you have any questions about this international copyright or have an enquiry about obtaining additional rights to this report or assembly of contents thereof, please contact INFO@PCTEST.COM.

Band 12

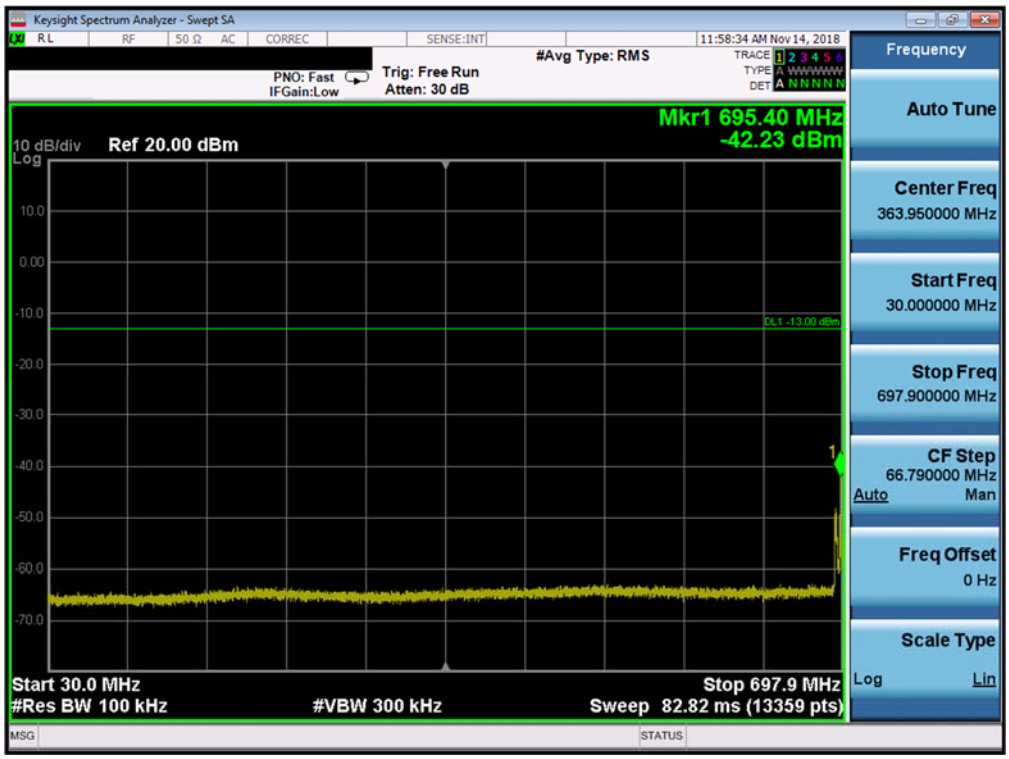

Plot 7-158. Conducted Spurious Plot (Band 12 - 10.0MHz QPSK - RB Size 1, RB Offset 0 - Low Channel)

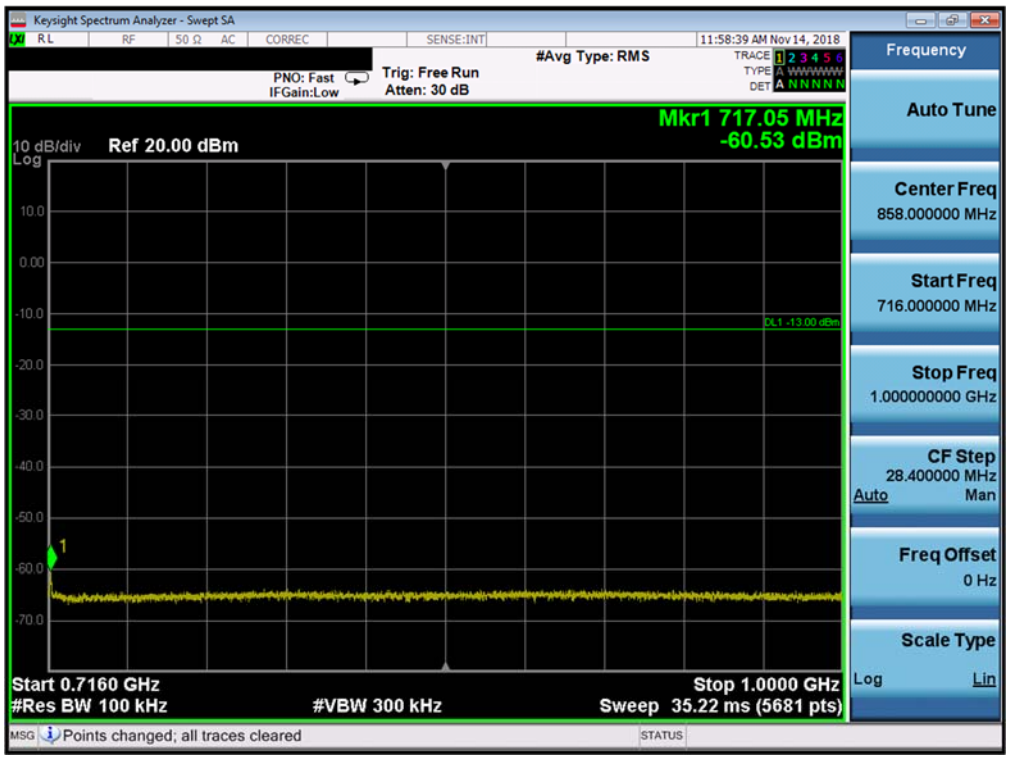

Plot 7-159. Conducted Spurious Plot (Band 12 - 10.0MHz QPSK - RB Size 1, RB Offset 0 - Low Channel)

© 2019 PCTEST Engineering Laboratory, Inc. V 8.8 11/19/2018
All rights reserved. Unless otherwise specified, no part of this report may be reproduced or utilized in any part, form or by any means, electronic or mechanical, including photocopying and microfilm, without permission in writing from PCTEST Engineering Laboratory, Inc. If you have any questions about this international copyright or have an enquiry about obtaining additional rights to this report or assembly of contents thereof, please contact INFO@PCTEST.COM.

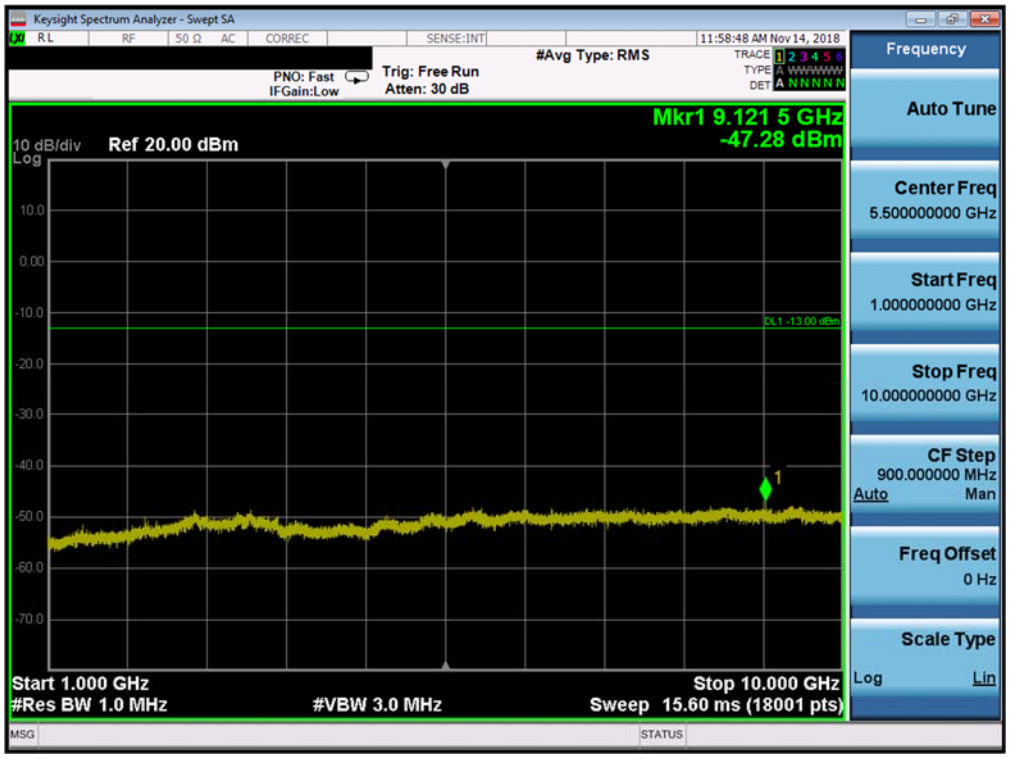

Plot 7-160. Conducted Spurious Plot (Band 12 - 10.0MHz QPSK - RB Size 1, RB Offset 0 - Low Channel)

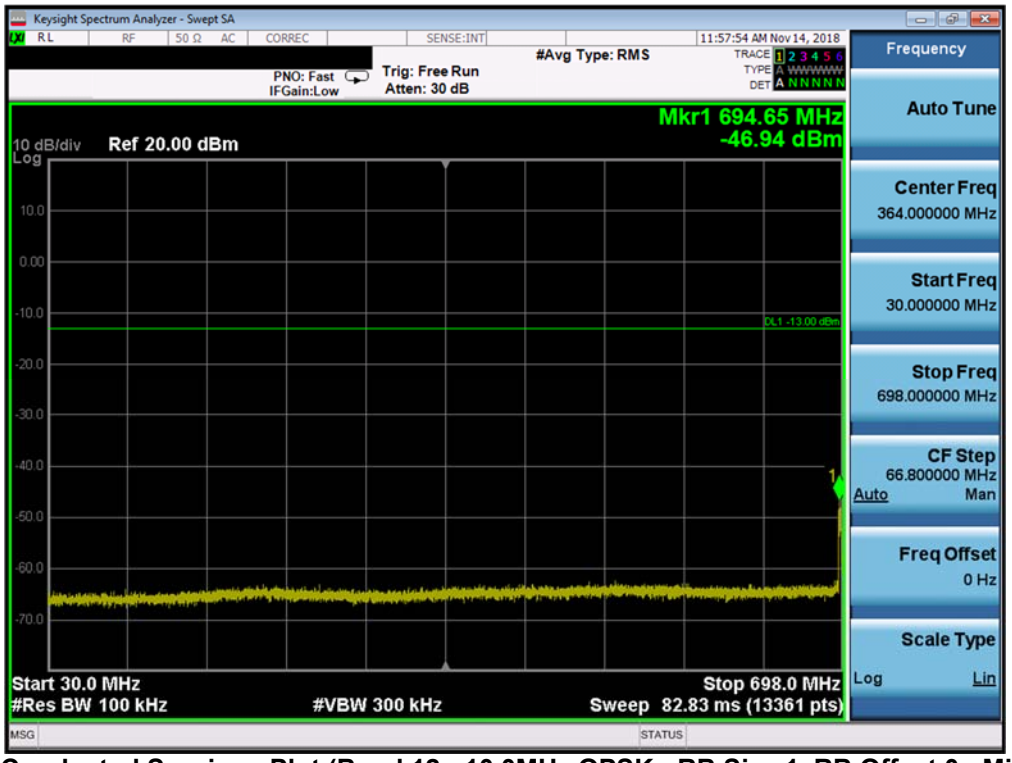

Plot 7-161. Conducted Spurious Plot (Band 12 - 10.0MHz QPSK - RB Size 1, RB Offset 0 - Mid Channel)

© 2019 PCTEST Engineering Laboratory, Inc. V 8.8 11/19/2018
All rights reserved. Unless otherwise specified, no part of this report may be reproduced or utilized in any part, form or by any means, electronic or mechanical, including photocopying and microfilm, without permission in writing from PCTEST Engineering Laboratory, Inc. If you have any questions about this international copyright or have an enquiry about obtaining additional rights to this report or assembly of contents thereof, please contact INFO@PCTEST.COM.

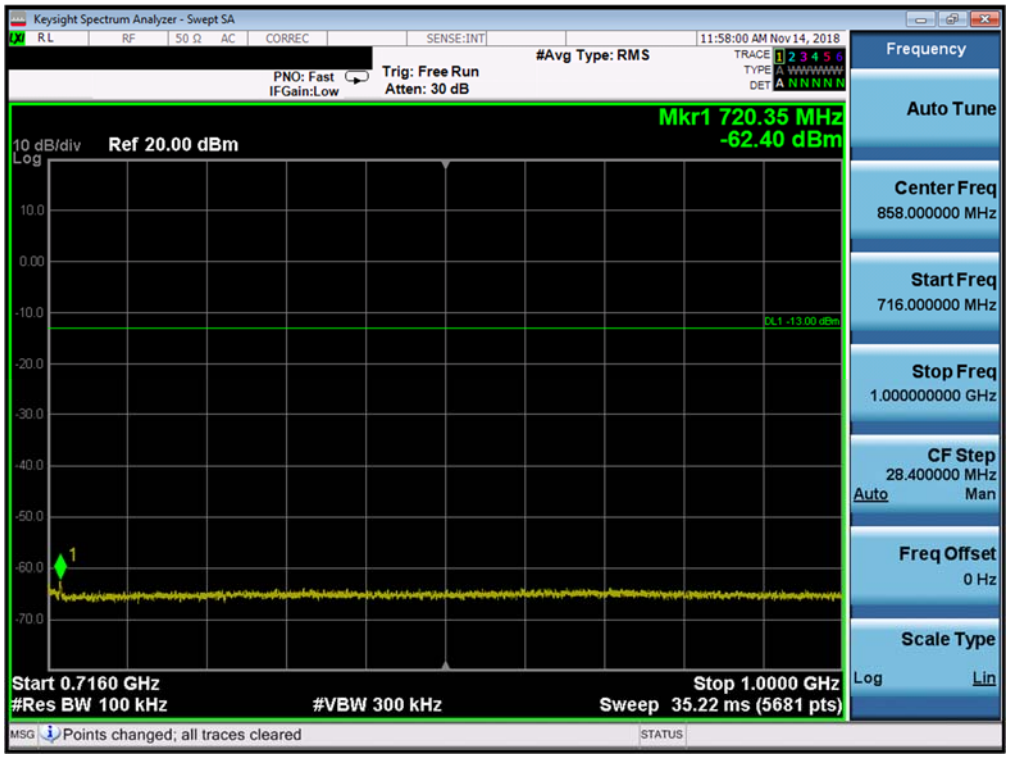

Plot 7-162. Conducted Spurious Plot (Band 12 - 10.0MHz QPSK - RB Size 1, RB Offset 0 - Mid Channel)

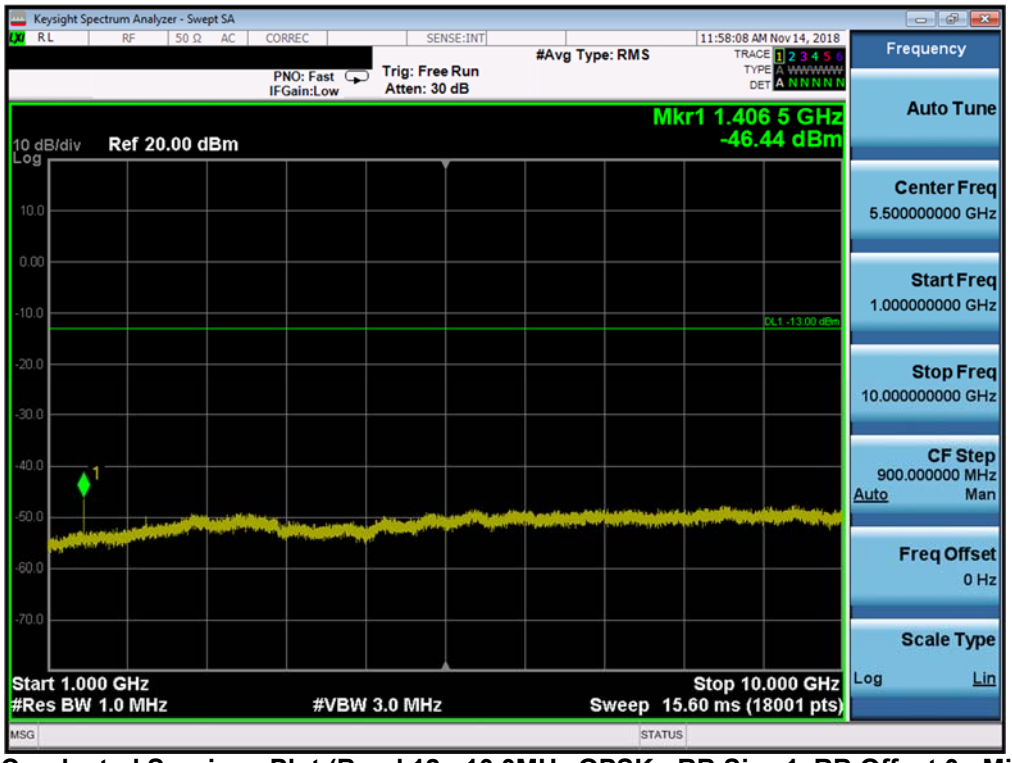

Plot 7-163. Conducted Spurious Plot (Band 12 - 10.0MHz QPSK - RB Size 1, RB Offset 0 - Mid Channel)

© 2019 PCTEST Engineering Laboratory, Inc. V 8.8 11/19/2018
All rights reserved. Unless otherwise specified, no part of this report may be reproduced or utilized in any part, form or by any means, electronic or mechanical, including photocopying and microfilm, without permission in writing from PCTEST Engineering Laboratory, Inc. If you have any questions about this international copyright or have an enquiry about obtaining additional rights to this report or assembly of contents thereof, please contact INFO@PCTEST.COM.

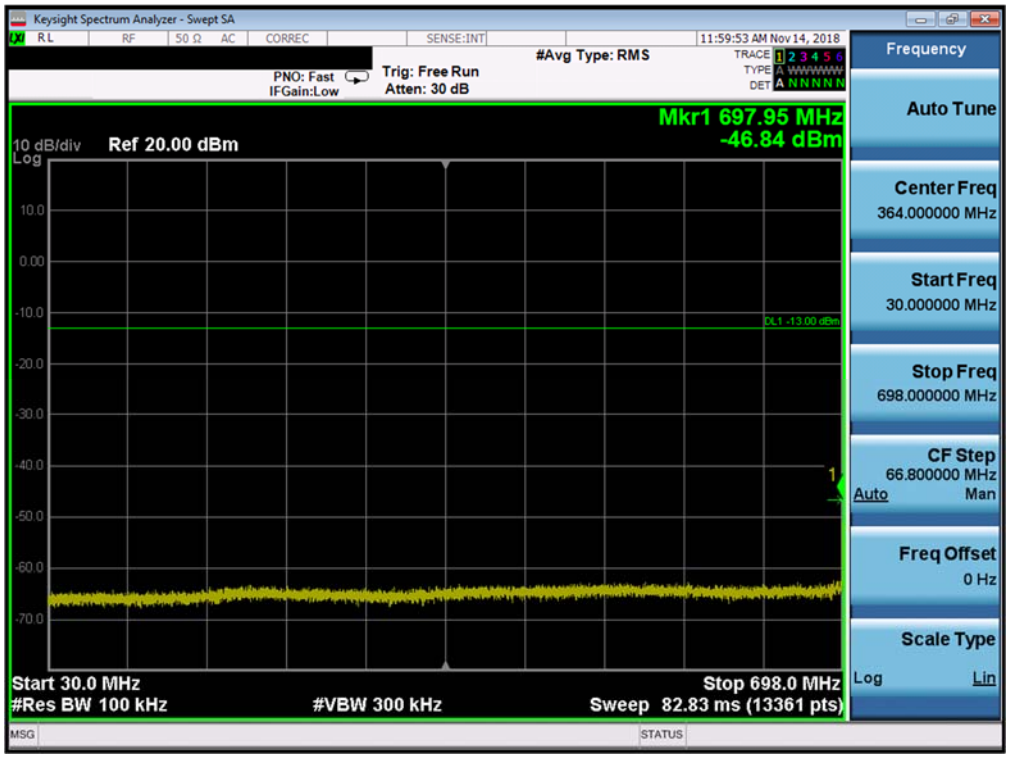

Plot 7-164. Conducted Spurious Plot (Band 12 - 10.0MHz QPSK - RB Size 1, RB Offset 0 - High Channel)

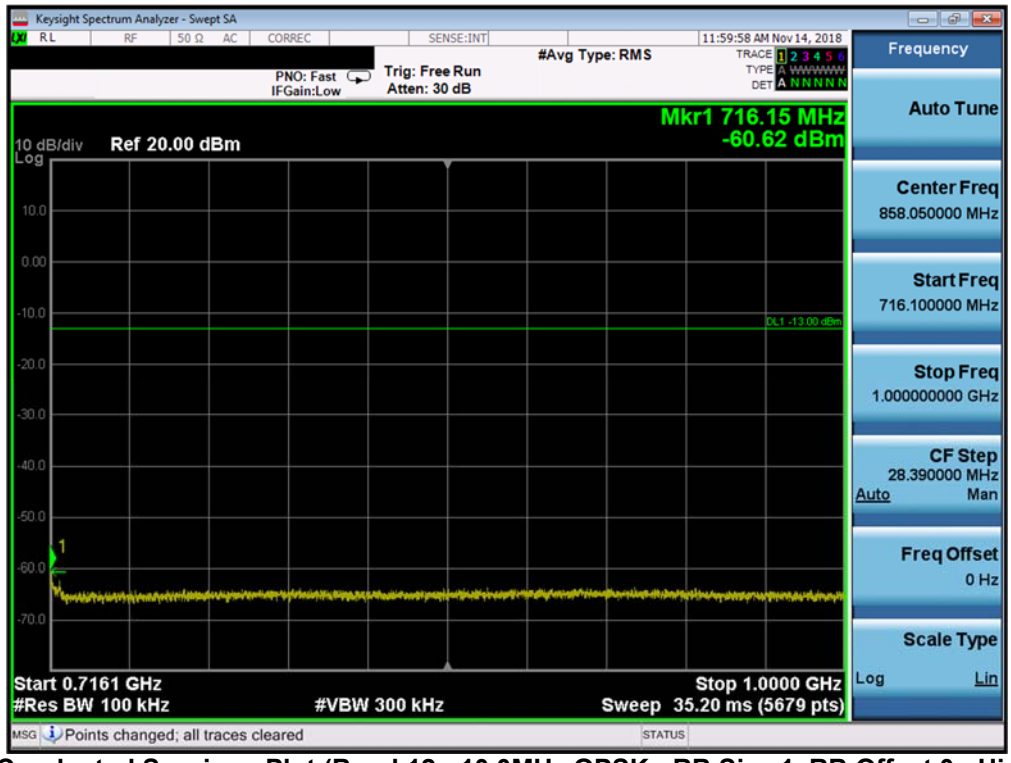

Plot 7-165. Conducted Spurious Plot (Band 12 - 10.0MHz QPSK - RB Size 1, RB Offset 0 - High Channel)

© 2019 PCTEST Engineering Laboratory, Inc. V 8.8 11/19/2018
All rights reserved. Unless otherwise specified, no part of this report may be reproduced or utilized in any part, form or by any means, electronic or mechanical, including photocopying and microfilm, without permission in writing from PCTEST Engineering Laboratory, Inc. If you have any questions about this international copyright or have an enquiry about obtaining additional rights to this report or assembly of contents thereof, please contact INFO@PCTEST.COM.

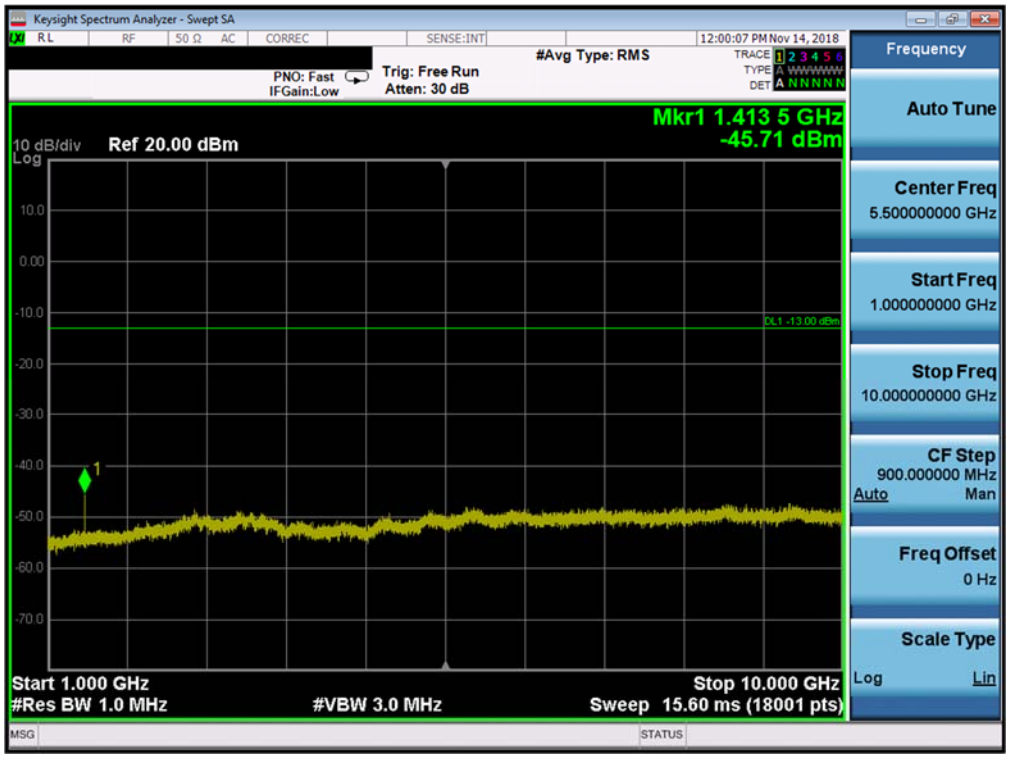

Plot 7-166. Conducted Spurious Plot (Band 12 - 10.0MHz QPSK - RB Size 1, RB Offset 0 - High Channel)

© 2019 PCTEST Engineering Laboratory, Inc. V 8.8 11/19/2018

All rights reserved. Unless otherwise specified, no part of this report may be reproduced or utilized in any part, form or by any means, electronic or mechanical, including photocopying and microfilm, without permission in writing from PCTEST Engineering Laboratory, Inc. If you have any questions about this international copyright or have an enquiry about obtaining additional rights to this report or assembly of contents thereof, please contact INFO@PCTEST.COM.

Band 13

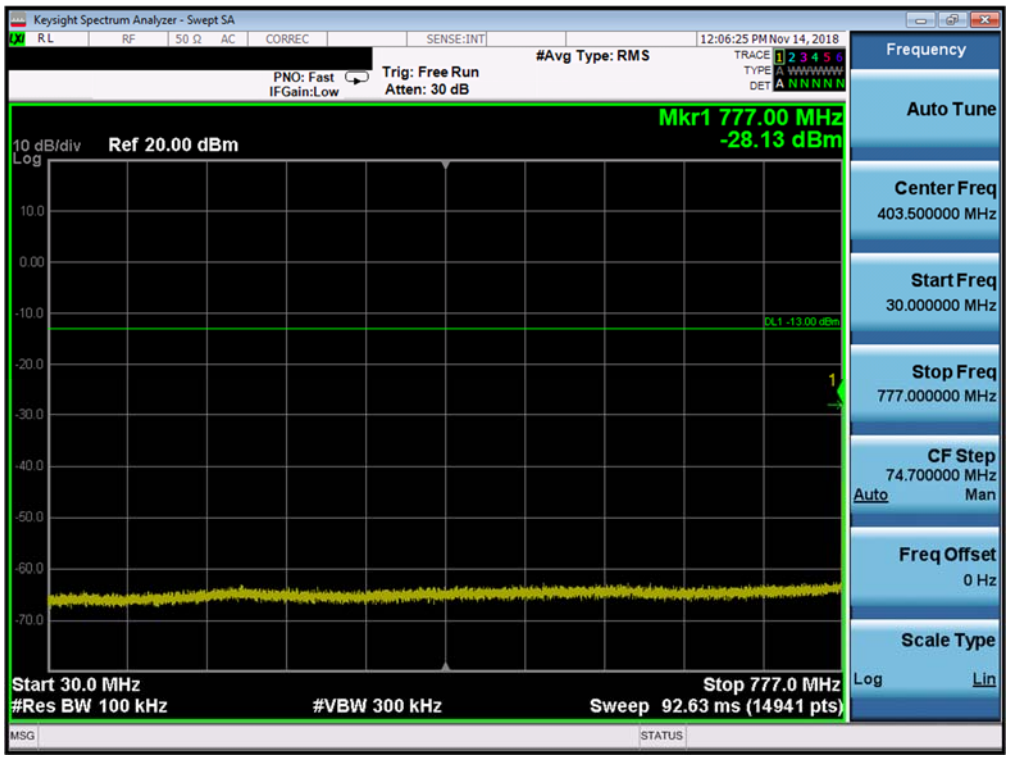

Plot 7-167. Conducted Spurious Plot (Band 13 - 10.0MHz QPSK - RB Size 1, RB Offset 0)

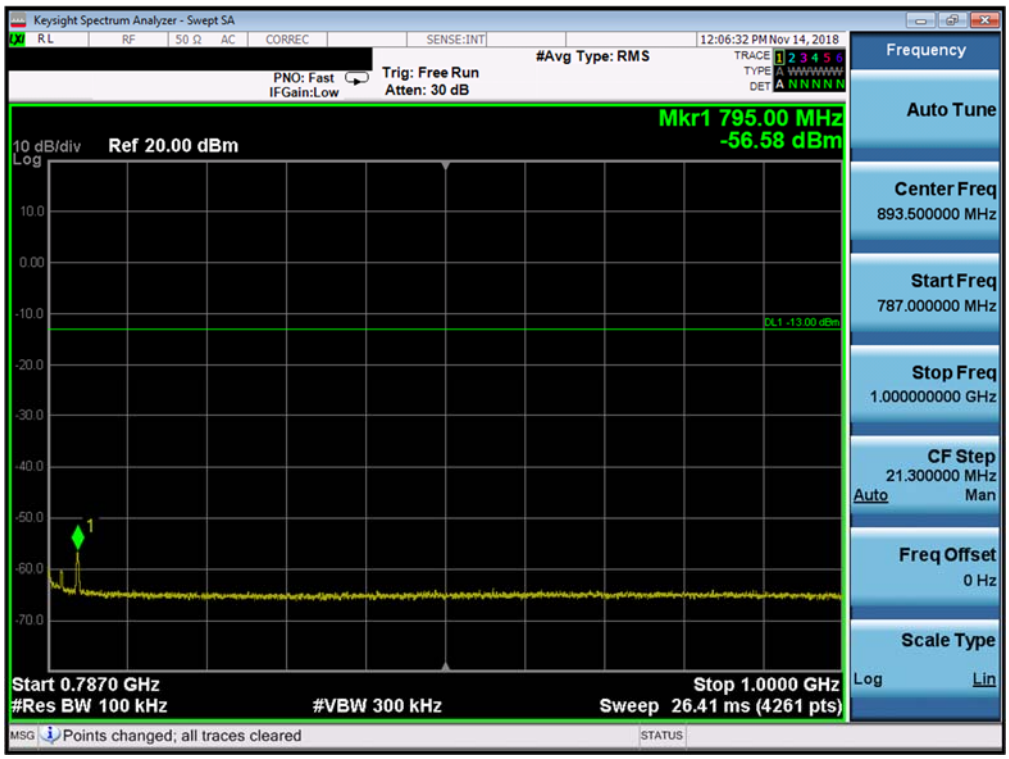

Plot 7-168. Conducted Spurious Plot (Band 13 - 10.0MHz QPSK - RB Size 1, RB Offset 0)

© 2019 PCTEST Engineering Laboratory, Inc. V 8.8 11/19/2018
All rights reserved. Unless otherwise specified, no part of this report may be reproduced or utilized in any part, form or by any means, electronic or mechanical, including photocopying and microfilm, without permission in writing from PCTEST Engineering Laboratory, Inc. If you have any questions about this international copyright or have an enquiry about obtaining additional rights to this report or assembly of contents thereof, please contact INFO@PCTEST.COM.

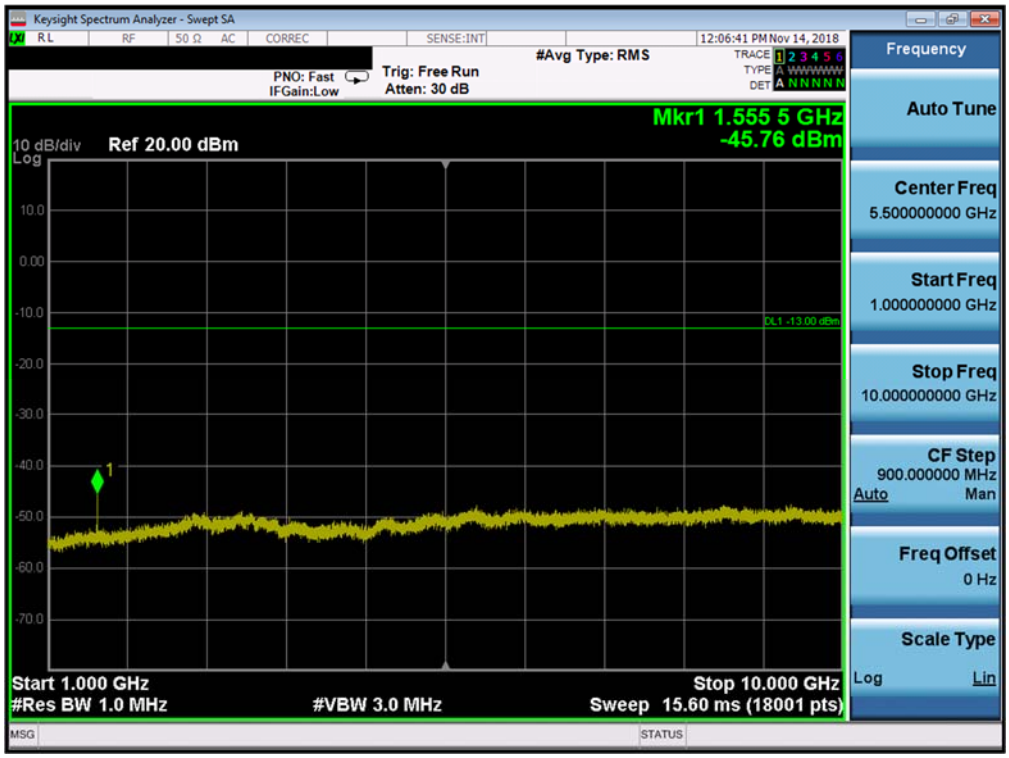

Plot 7-169. Conducted Spurious Plot (Band 13 - 10.0MHz QPSK - RB Size 1, RB Offset 0)

© 2019 PCTEST Engineering Laboratory, Inc. V 8.8 11/19/2018

All rights reserved. Unless otherwise specified, no part of this report may be reproduced or utilized in any part, form or by any means, electronic or mechanical, including photocopying and microfilm, without permission in writing from PCTEST Engineering Laboratory, Inc. If you have any questions about this international copyright or have an enquiry about obtaining additional rights to this report or assembly of contents thereof, please contact INFO@PCTEST.COM.

Band 26/5

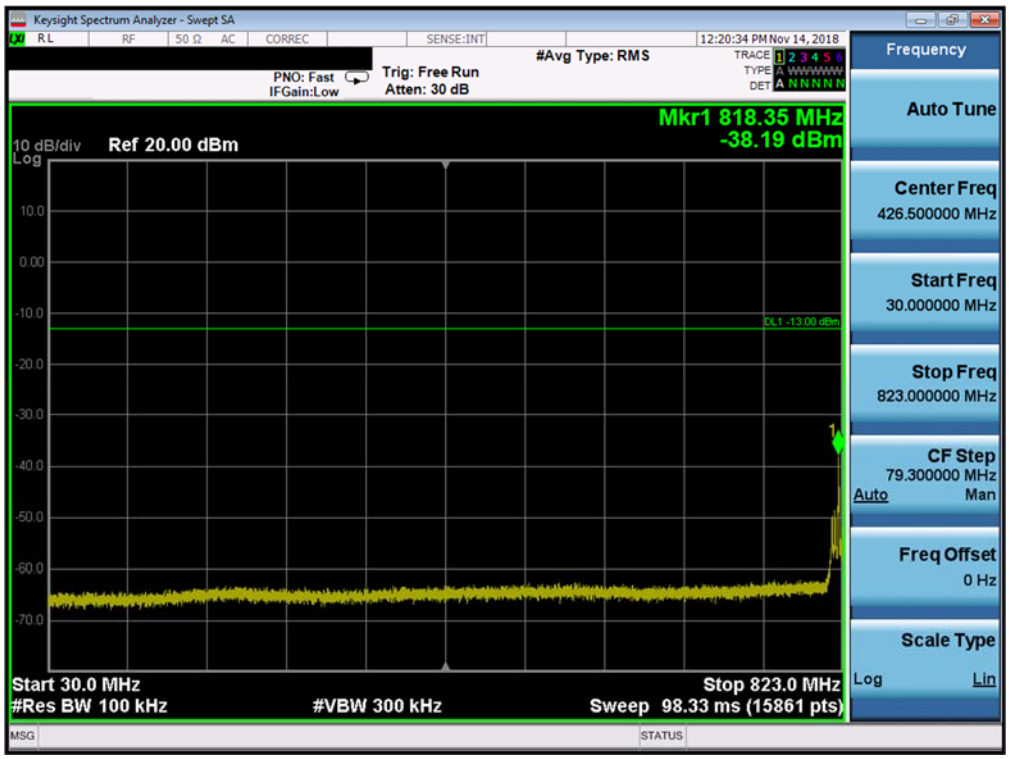

Plot 7-170. Conducted Spurious Plot (Band 26 - 15.0MHz QPSK - RB Size 1, RB Offset 0 - Low Channel)

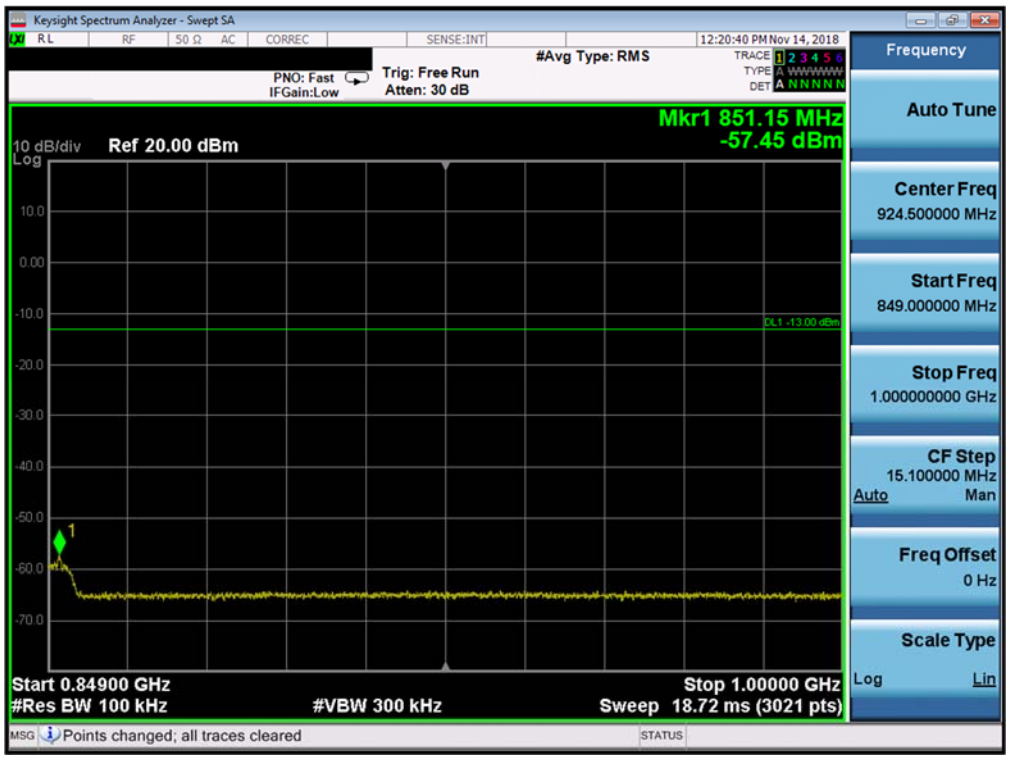

Plot 7-171. Conducted Spurious Plot (Band 26 - 15.0MHz QPSK - RB Size 1, RB Offset 0 - Low Channel)

© 2019 PCTEST Engineering Laboratory, Inc. V 8.8 11/19/2018
All rights reserved. Unless otherwise specified, no part of this report may be reproduced or utilized in any part, form or by any means, electronic or mechanical, including photocopying and microfilm, without permission in writing from PCTEST Engineering Laboratory, Inc. If you have any questions about this international copyright or have an enquiry about obtaining additional rights to this report or assembly of contents thereof, please contact INFO@PCTEST.COM.

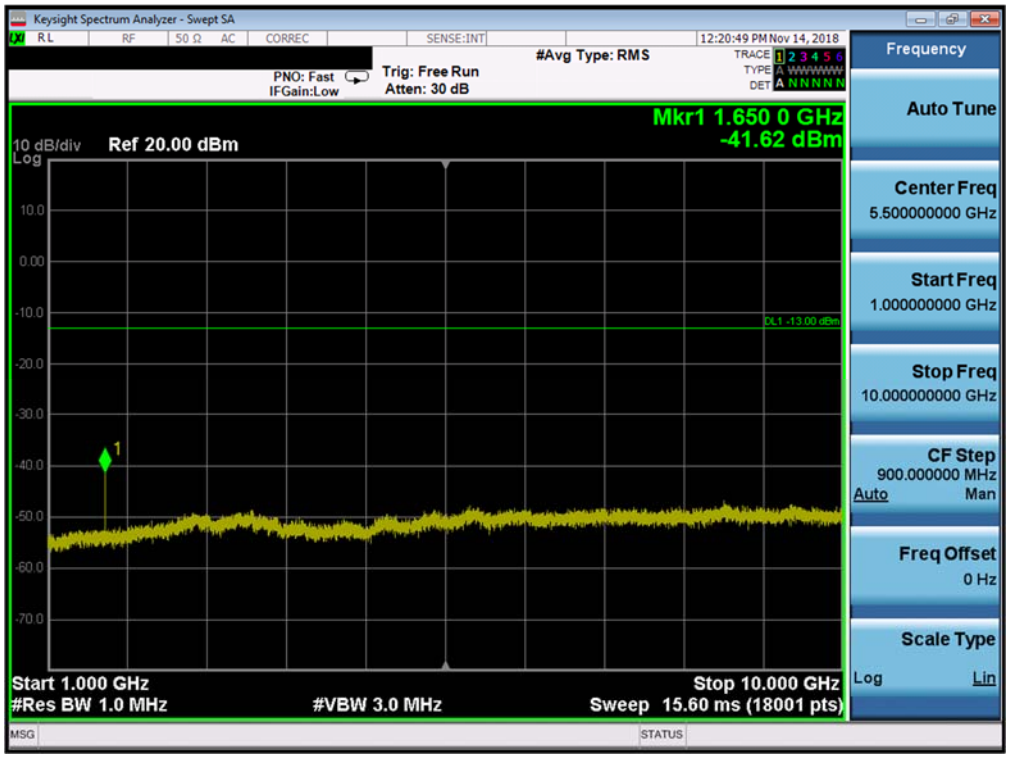

Plot 7-172. Conducted Spurious Plot (Band 26 - 15.0MHz QPSK - RB Size 1, RB Offset 0 - Low Channel)

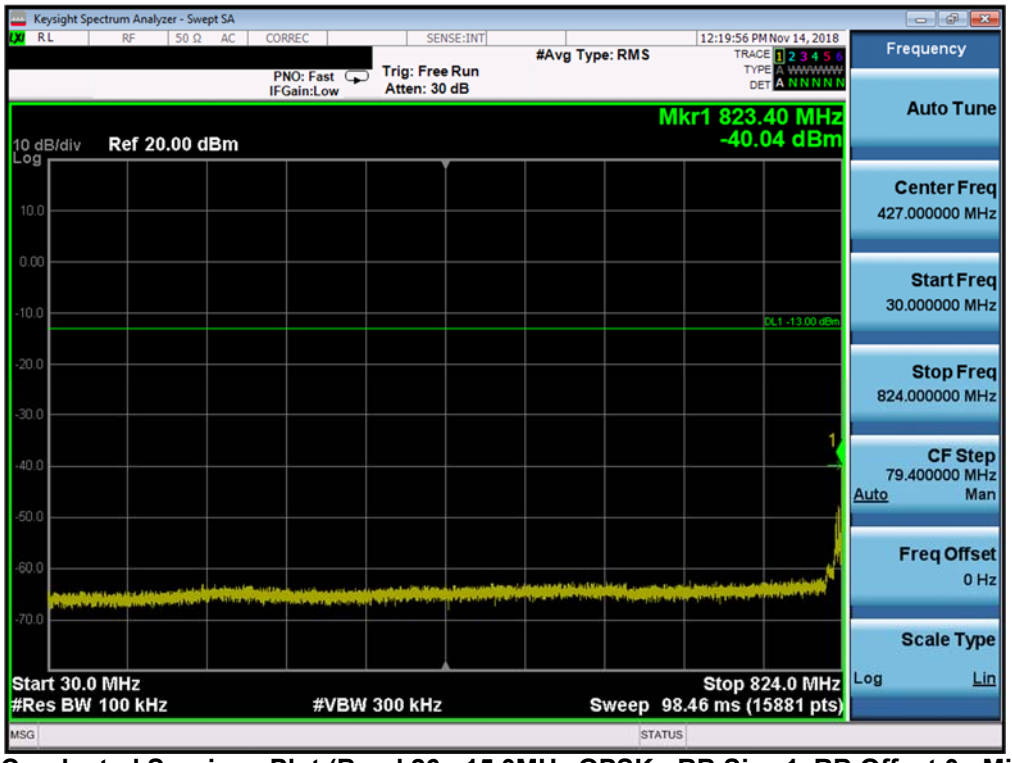

Plot 7-173. Conducted Spurious Plot (Band 26 - 15.0MHz QPSK - RB Size 1, RB Offset 0 - Mid Channel)

© 2019 PCTEST Engineering Laboratory, Inc. V 8.8 11/19/2018
All rights reserved. Unless otherwise specified, no part of this report may be reproduced or utilized in any part, form or by any means, electronic or mechanical, including photocopying and microfilm, without permission in writing from PCTEST Engineering Laboratory, Inc. If you have any questions about this international copyright or have an enquiry about obtaining additional rights to this report or assembly of contents thereof, please contact INFO@PCTEST.COM.

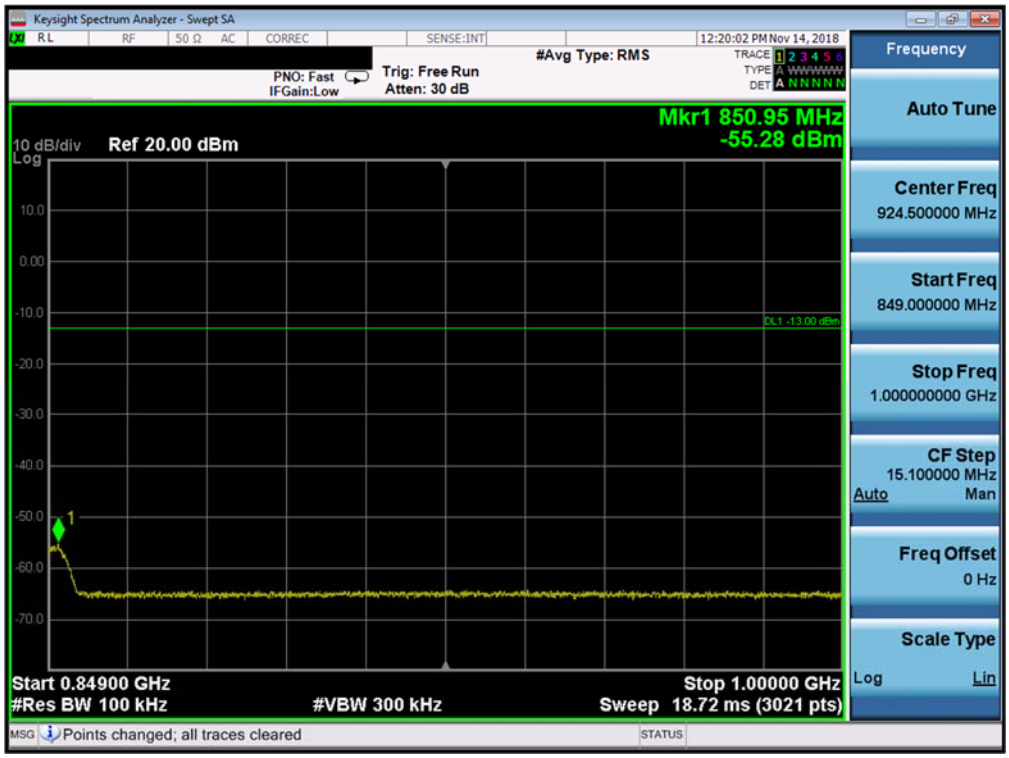

Plot 7-174. Conducted Spurious Plot (Band 26 - 15.0MHz QPSK - RB Size 1, RB Offset 0 - Mid Channel)

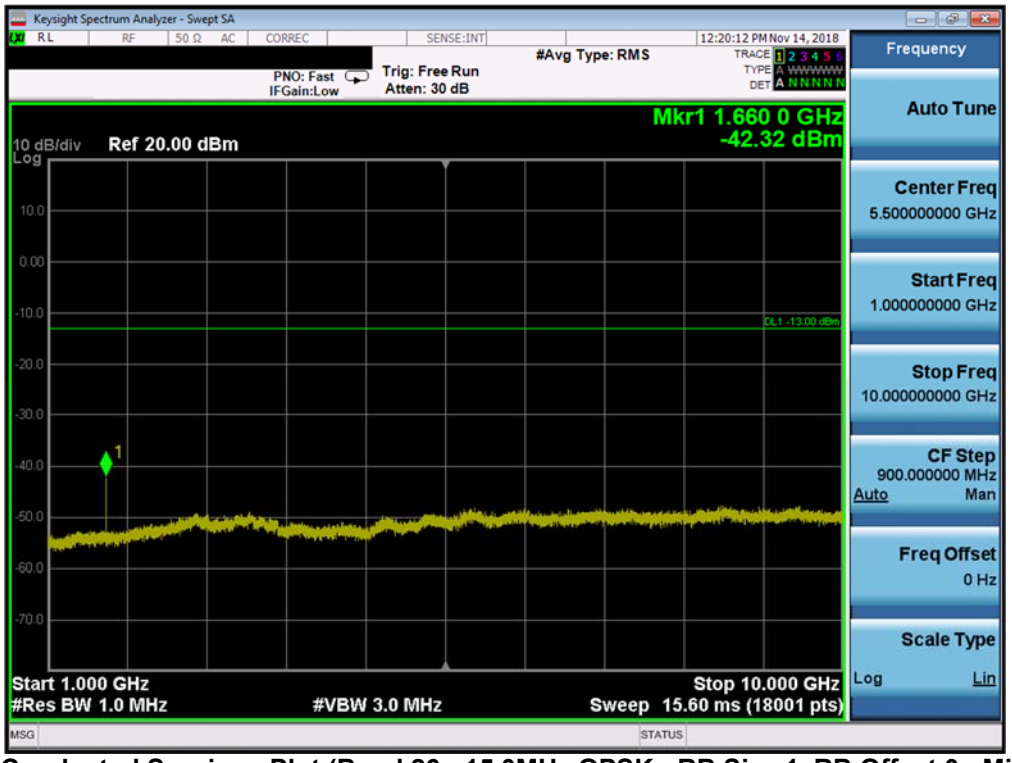

Plot 7-175. Conducted Spurious Plot (Band 26 - 15.0MHz QPSK - RB Size 1, RB Offset 0 - Mid Channel)

© 2019 PCTEST Engineering Laboratory, Inc. V 8.8 11/19/2018
All rights reserved. Unless otherwise specified, no part of this report may be reproduced or utilized in any part, form or by any means, electronic or mechanical, including photocopying and microfilm, without permission in writing from PCTEST Engineering Laboratory, Inc. If you have any questions about this international copyright or have an enquiry about obtaining additional rights to this report or assembly of contents thereof, please contact INFO@PCTEST.COM.

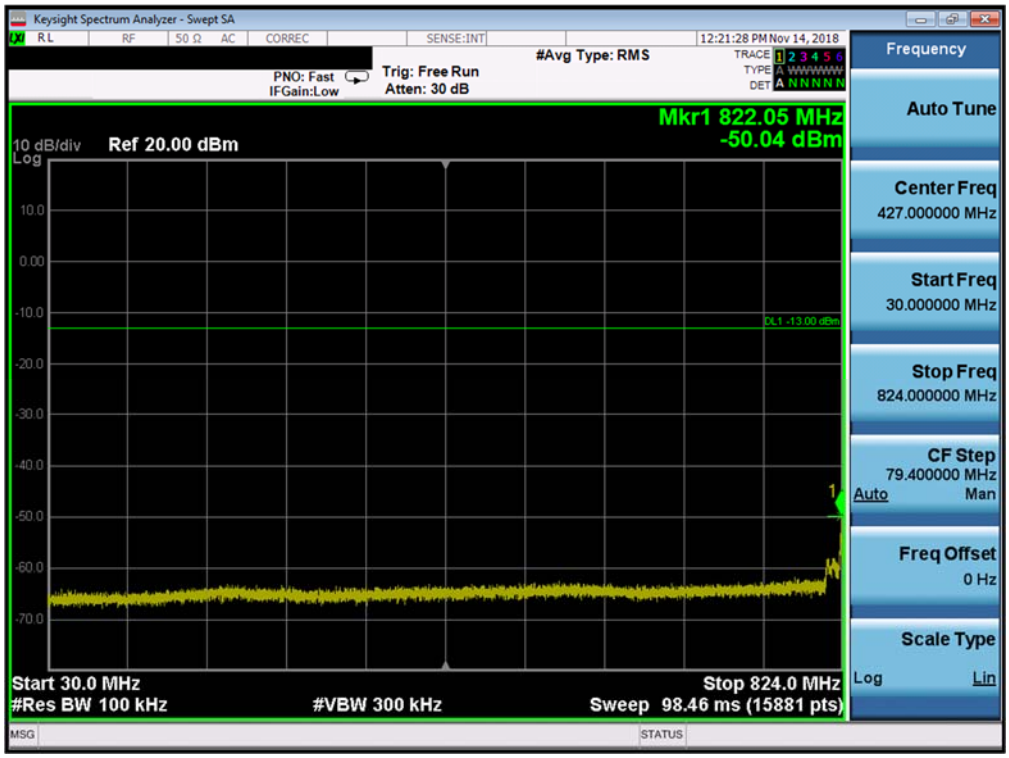

Plot 7-176. Conducted Spurious Plot (Band 26 - 15.0MHz QPSK - RB Size 1, RB Offset 0 - High Channel)

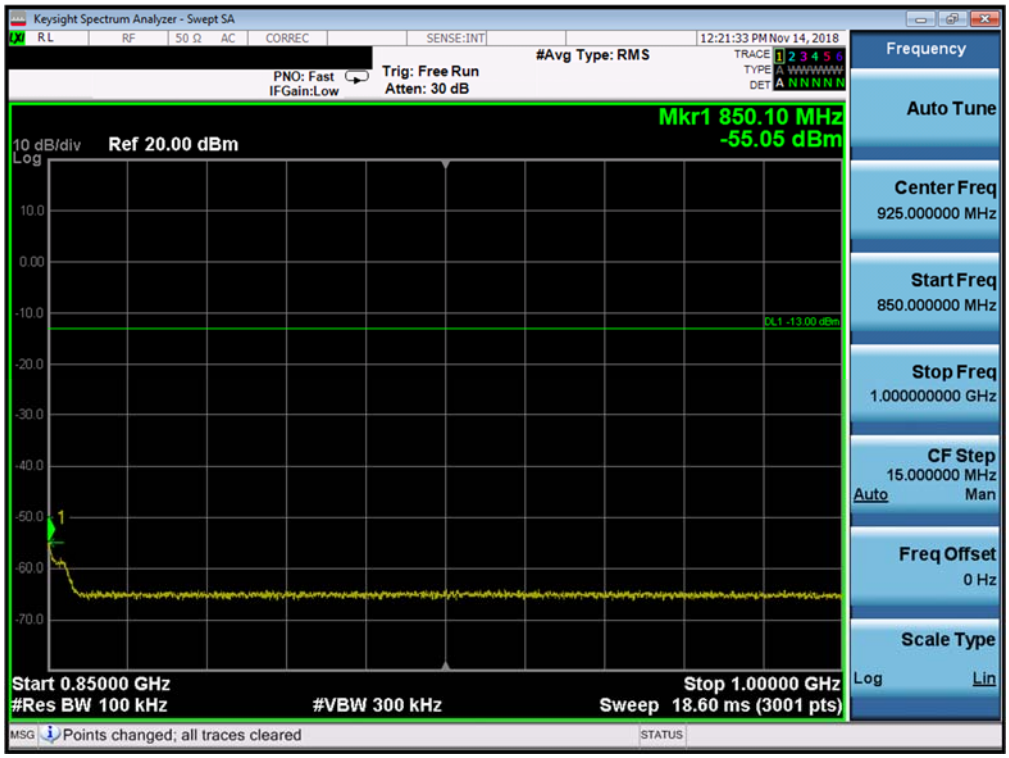

Plot 7-177. Conducted Spurious Plot (Band 26 - 15.0MHz QPSK - RB Size 1, RB Offset 0 - High Channel)

© 2019 PCTEST Engineering Laboratory, Inc. V 8.8 11/19/2018
All rights reserved. Unless otherwise specified, no part of this report may be reproduced or utilized in any part, form or by any means, electronic or mechanical, including photocopying and microfilm, without permission in writing from PCTEST Engineering Laboratory, Inc. If you have any questions about this international copyright or have an enquiry about obtaining additional rights to this report or assembly of contents thereof, please contact INFO@PCTEST.COM.

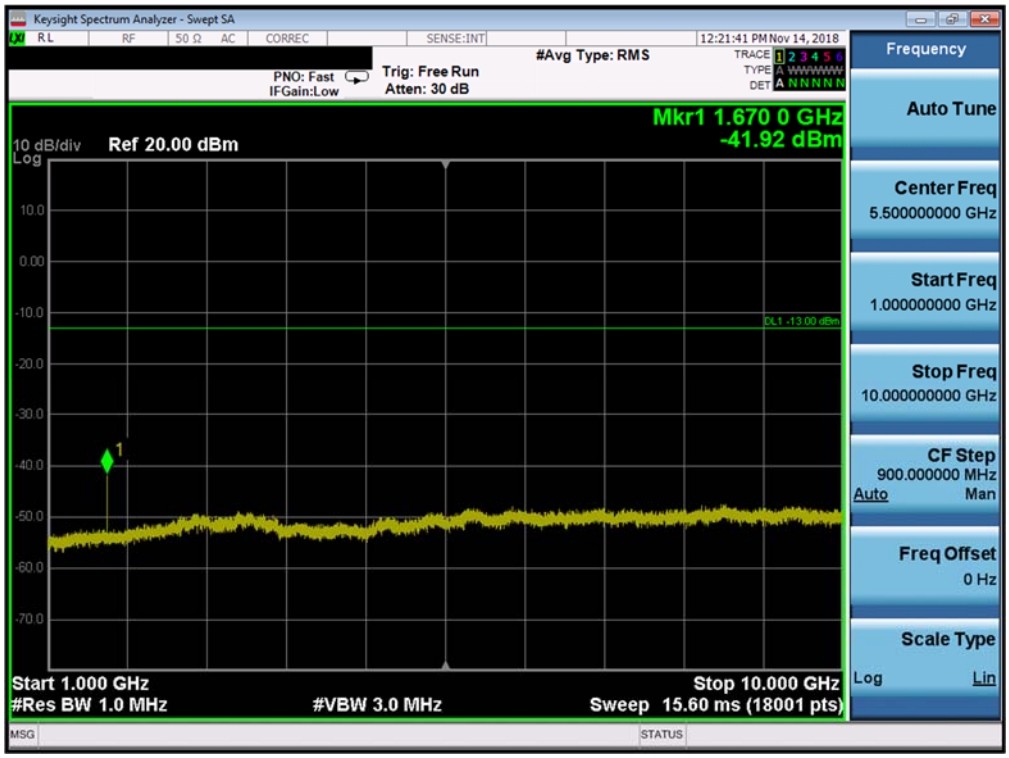

Plot 7-178. Conducted Spurious Plot (Band 26 - 15.0MHz QPSK - RB Size 1, RB Offset 0 - High Channel)

© 2019 PCTEST Engineering Laboratory, Inc. V 8.8 11/19/2018

All rights reserved. Unless otherwise specified, no part of this report may be reproduced or utilized in any part, form or by any means, electronic or mechanical, including photocopying and microfilm, without permission in writing from PCTEST Engineering Laboratory, Inc. If you have any questions about this international copyright or have an enquiry about obtaining additional rights to this report or assembly of contents thereof, please contact INFO@PCTEST.COM.

Band 66/4

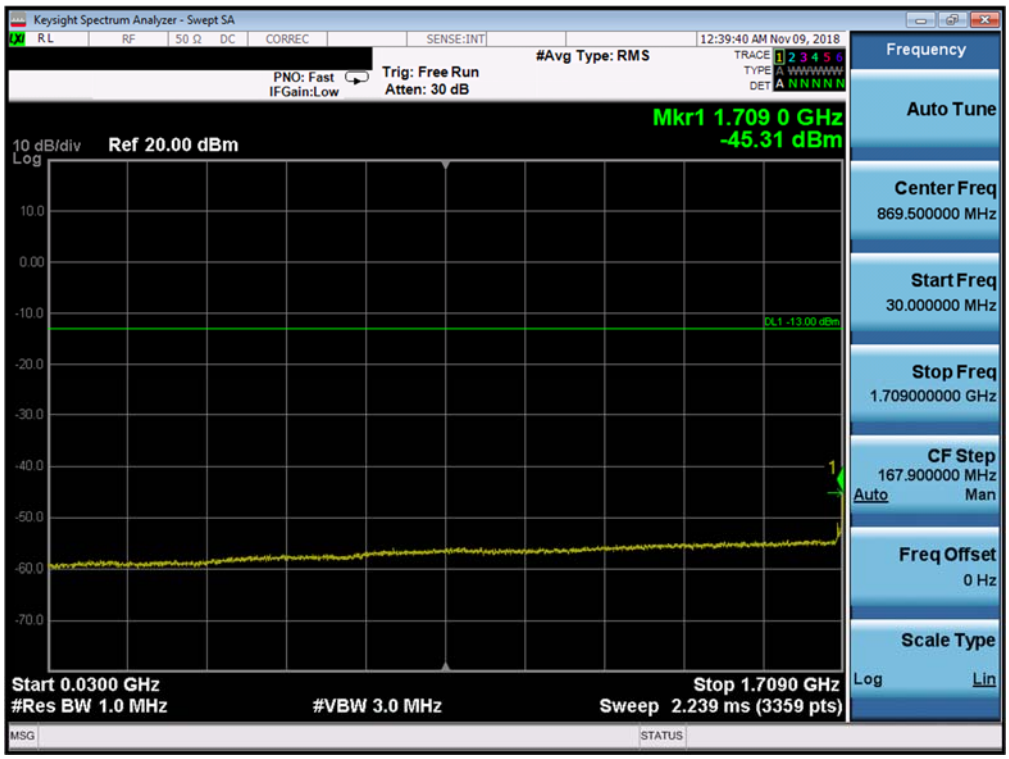

Plot 7-179. Conducted Spurious Plot (Band 66/4 - 15.0MHz QPSK - RB Size 1, RB Offset 0 - Low Channel)

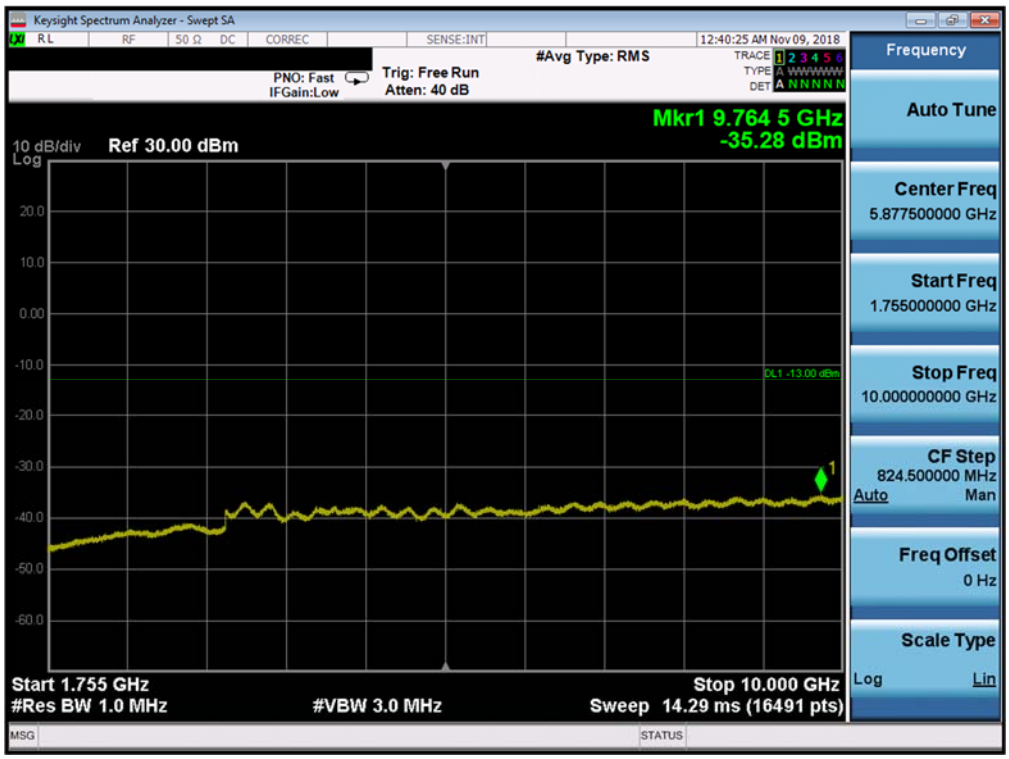

Plot 7-180. Conducted Spurious Plot (Band 66/4 - 15.0MHz QPSK - RB Size 1, RB Offset 0 - Low Channel)

© 2019 PCTEST Engineering Laboratory, Inc. V 8.8 11/19/2018
All rights reserved. Unless otherwise specified, no part of this report may be reproduced or utilized in any part, form or by any means, electronic or mechanical, including photocopying and microfilm, without permission in writing from PCTEST Engineering Laboratory, Inc. If you have any questions about this international copyright or have an enquiry about obtaining additional rights to this report or assembly of contents thereof, please contact INFO@PCTEST.COM.

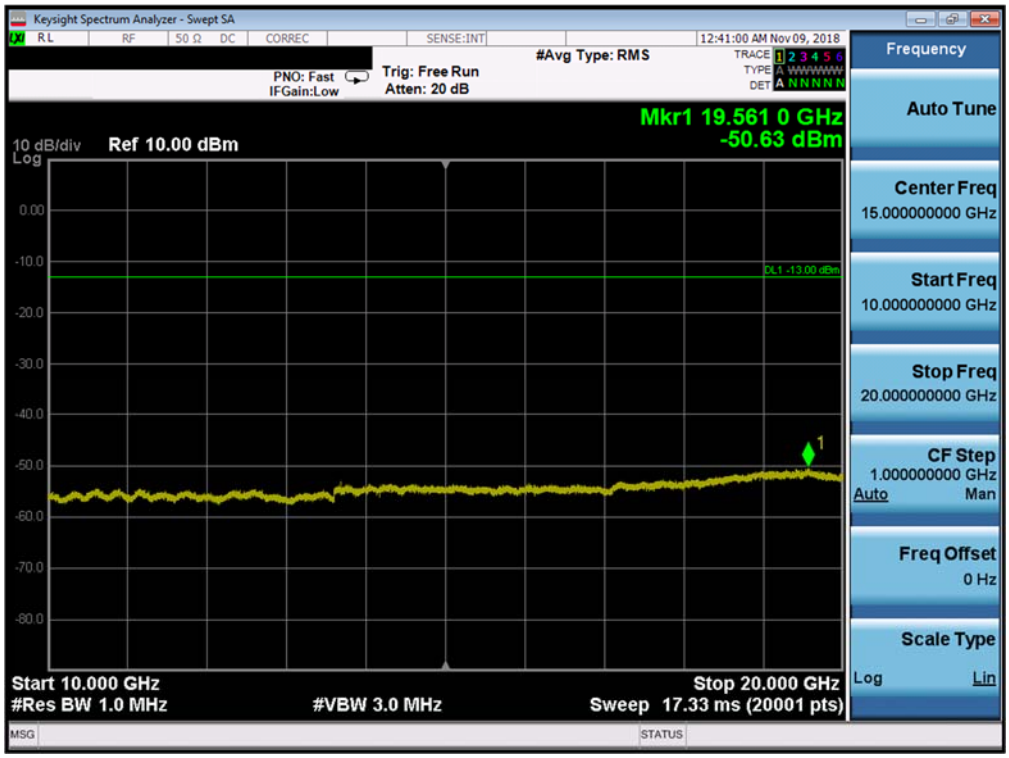

Plot 7-181. Conducted Spurious Plot (Band 66/4 - 15.0MHz QPSK - RB Size 1, RB Offset 0 - Low Channel)

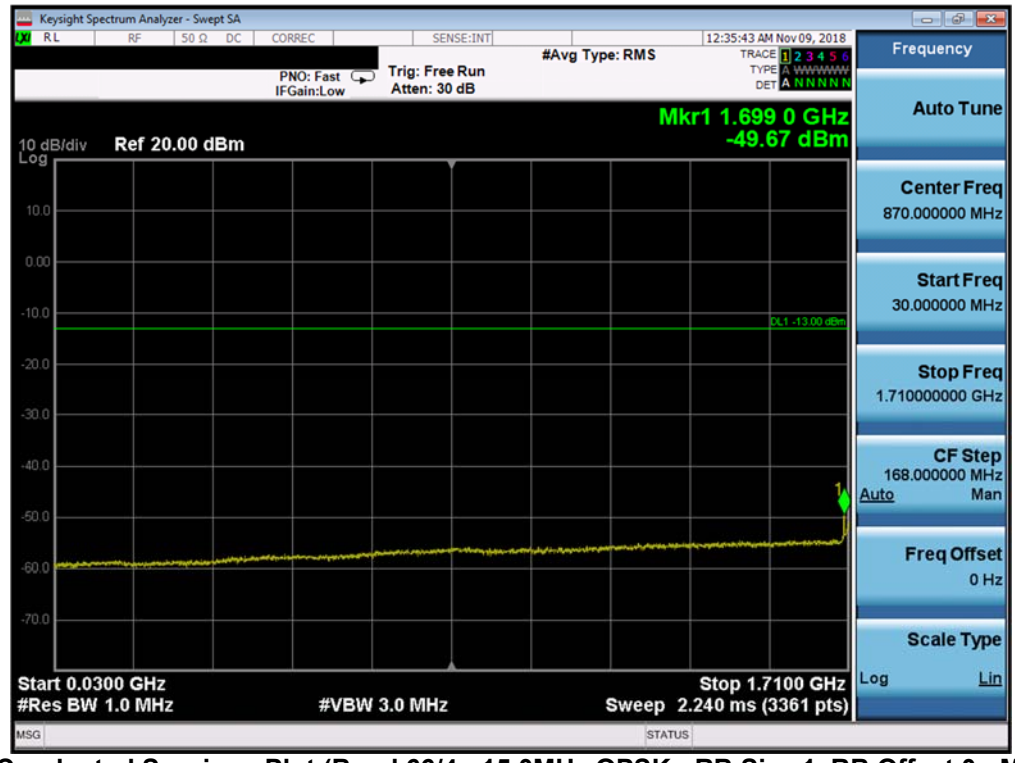

Plot 7-182. Conducted Spurious Plot (Band 66/4 - 15.0MHz QPSK - RB Size 1, RB Offset 0 - Mid Channel)

© 2019 PCTEST Engineering Laboratory, Inc. V 8.8 11/19/2018
All rights reserved. Unless otherwise specified, no part of this report may be reproduced or utilized in any part, form or by any means, electronic or mechanical, including photocopying and microfilm, without permission in writing from PCTEST Engineering Laboratory, Inc. If you have any questions about this international copyright or have an enquiry about obtaining additional rights to this report or assembly of contents thereof, please contact INFO@PCTEST.COM.

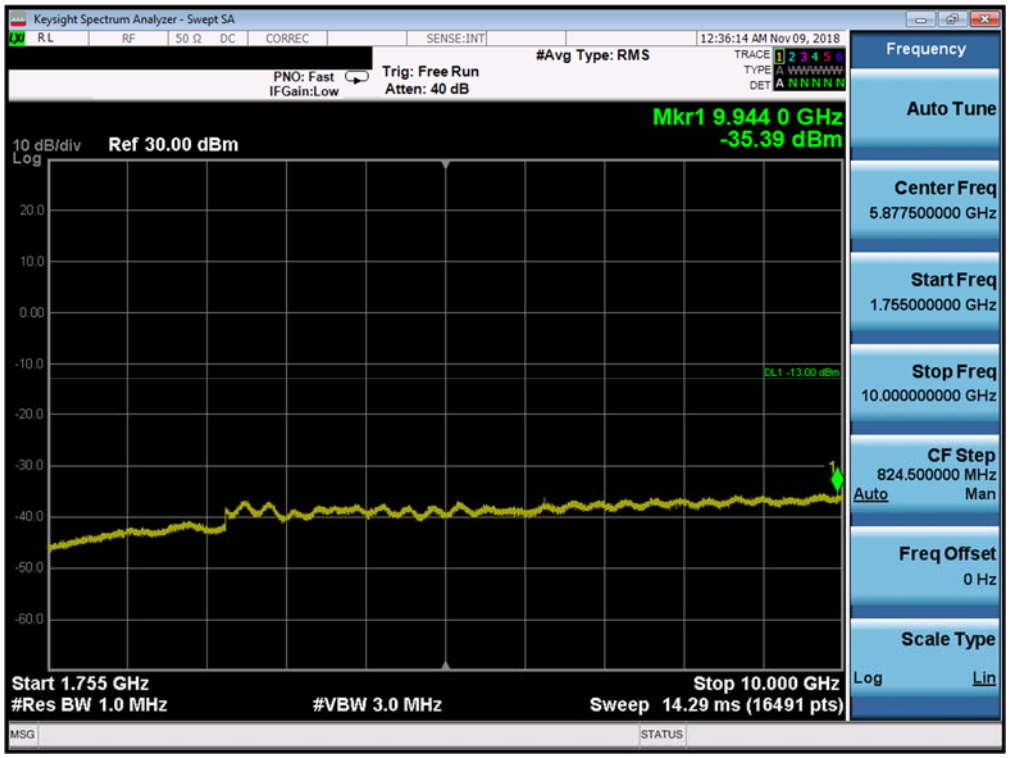

Plot 7-183. Conducted Spurious Plot (Band 66/4 - 15.0MHz QPSK - RB Size 1, RB Offset 0 - Mid Channel)

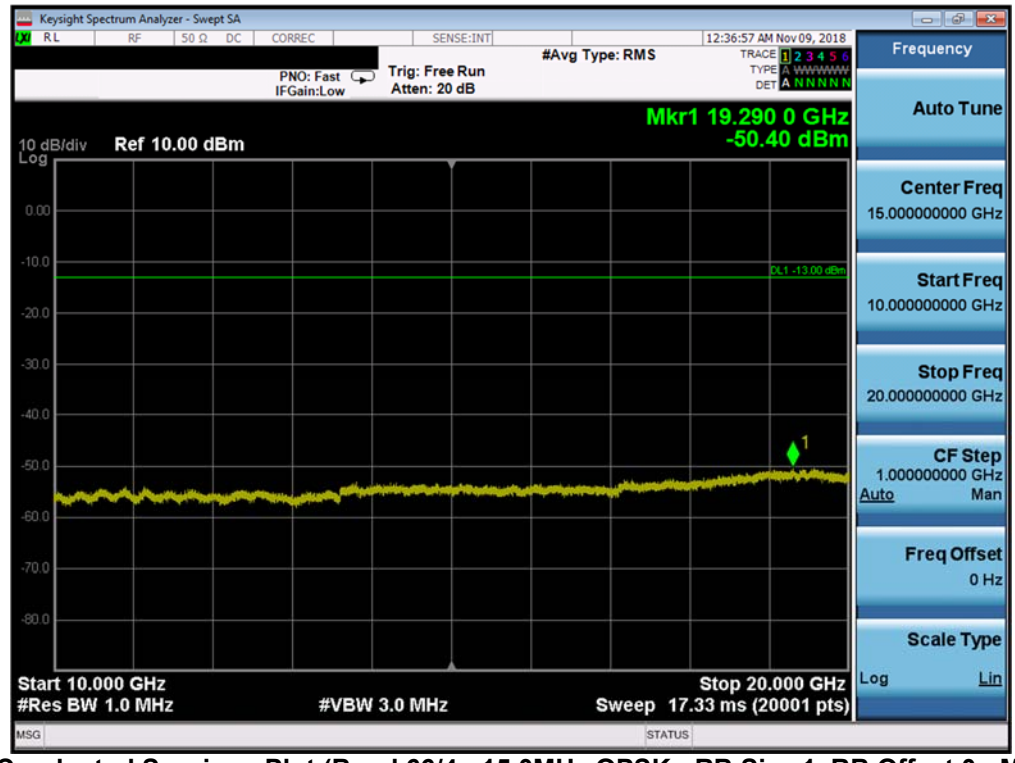

Plot 7-184. Conducted Spurious Plot (Band 66/4 - 15.0MHz QPSK - RB Size 1, RB Offset 0 - Mid Channel)

© 2019 PCTEST Engineering Laboratory, Inc. V 8.8 11/19/2018
All rights reserved. Unless otherwise specified, no part of this report may be reproduced or utilized in any part, form or by any means, electronic or mechanical, including photocopying and microfilm, without permission in writing from PCTEST Engineering Laboratory, Inc. If you have any questions about this international copyright or have an enquiry about obtaining additional rights to this report or assembly of contents thereof, please contact INFO@PCTEST.COM.

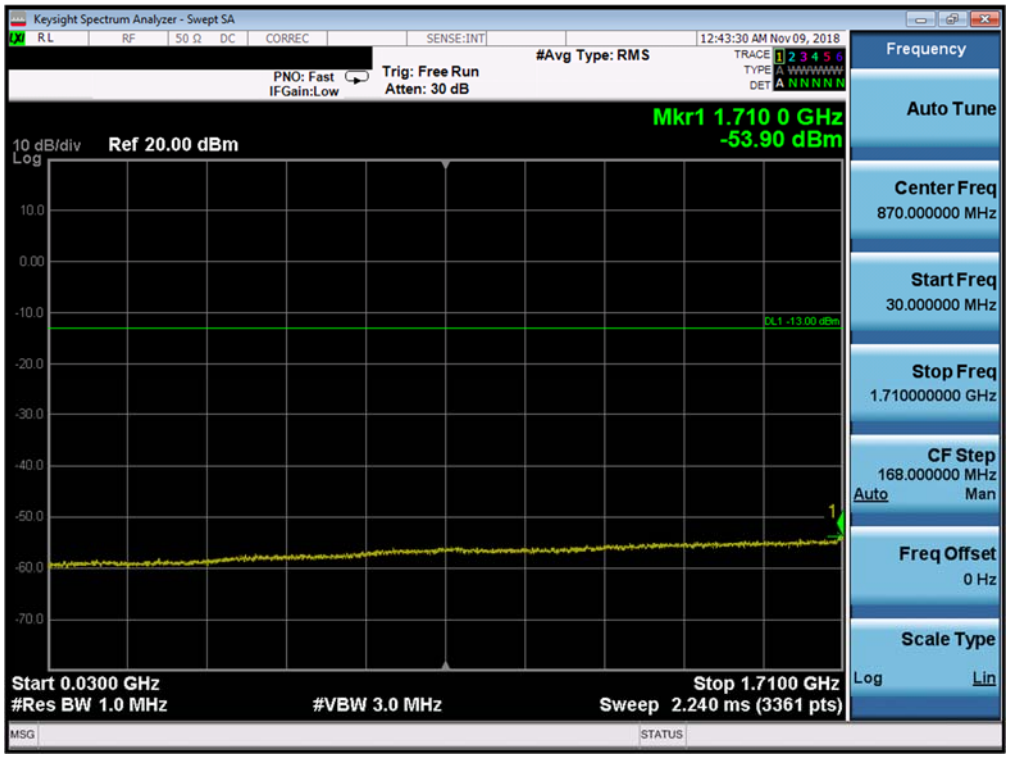

Plot 7-185. Conducted Spurious Plot (Band 66/4 - 15.0MHz QPSK - RB Size 1, RB Offset 0 - High Channel)

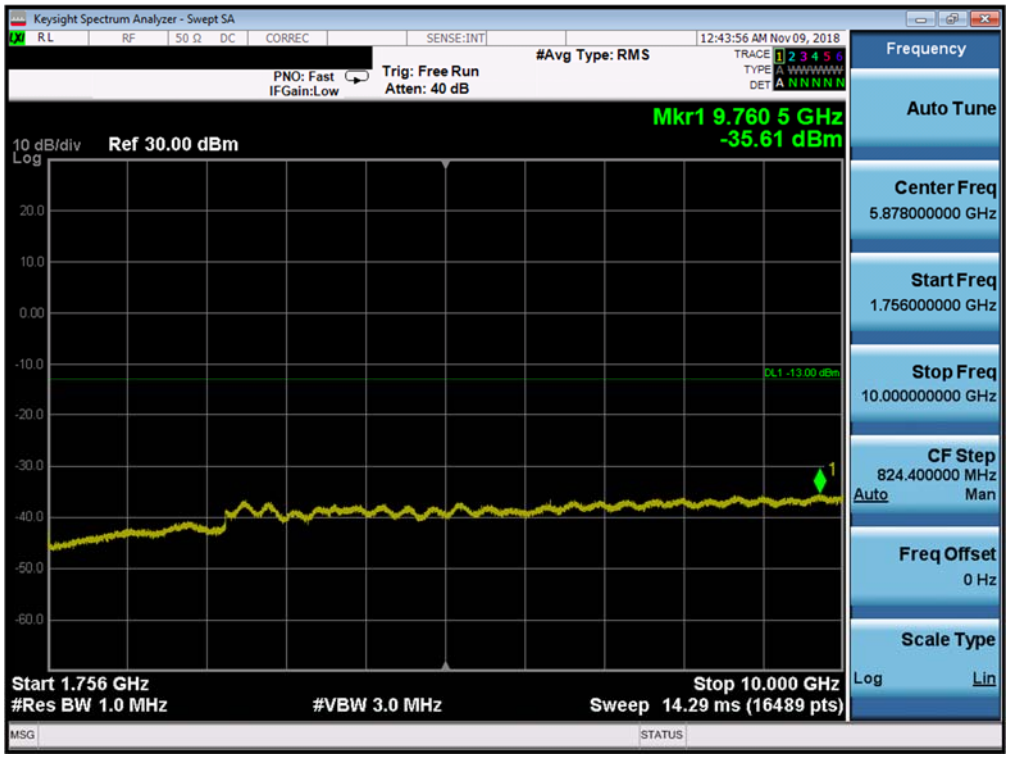

Plot 7-186. Conducted Spurious Plot (Band 66/4 - 15.0MHz QPSK - RB Size 1, RB Offset 0 - High Channel)

© 2019 PCTEST Engineering Laboratory, Inc. V 8.8 11/19/2018
All rights reserved. Unless otherwise specified, no part of this report may be reproduced or utilized in any part, form or by any means, electronic or mechanical, including photocopying and microfilm, without permission in writing from PCTEST Engineering Laboratory, Inc. If you have any questions about this international copyright or have an enquiry about obtaining additional rights to this report or assembly of contents thereof, please contact INFO@PCTEST.COM.

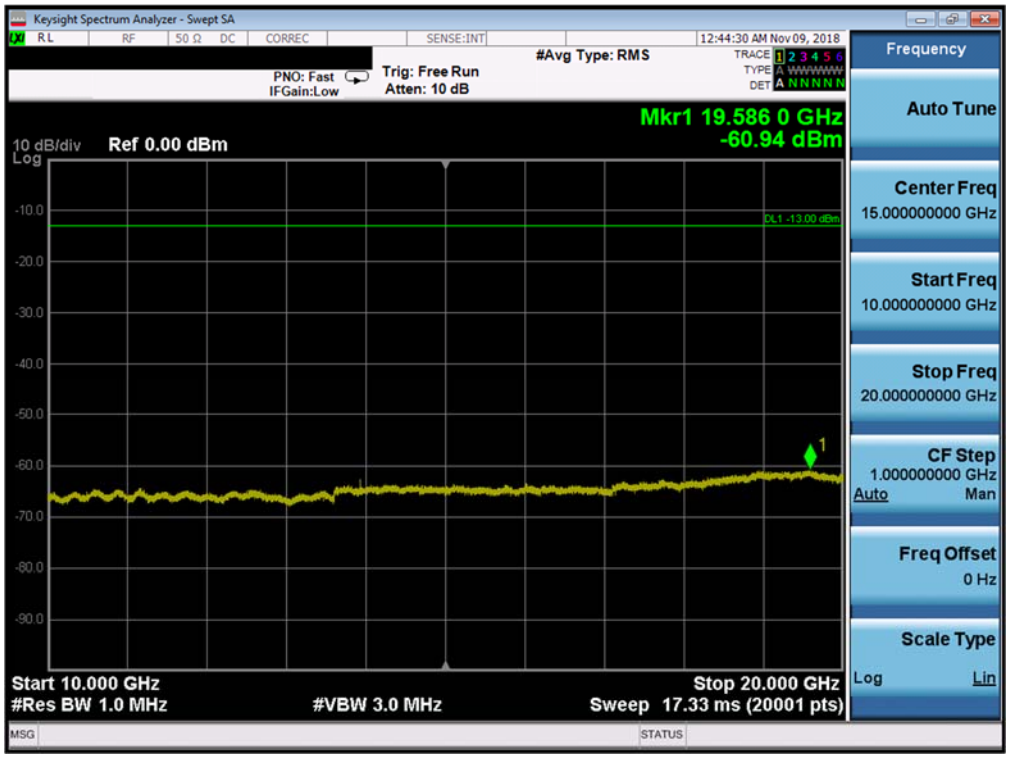

Plot 7-187. Conducted Spurious Plot (Band 66/4 - 15.0MHz QPSK - RB Size 1, RB Offset 0 - High Channel)

© 2019 PCTEST Engineering Laboratory, Inc. V 8.8 11/19/2018

All rights reserved. Unless otherwise specified, no part of this report may be reproduced or utilized in any part, form or by any means, electronic or mechanical, including photocopying and microfilm, without permission in writing from PCTEST Engineering Laboratory, Inc. If you have any questions about this international copyright or have an enquiry about obtaining additional rights to this report or assembly of contents thereof, please contact INFO@PCTEST.COM.

Band 25/2

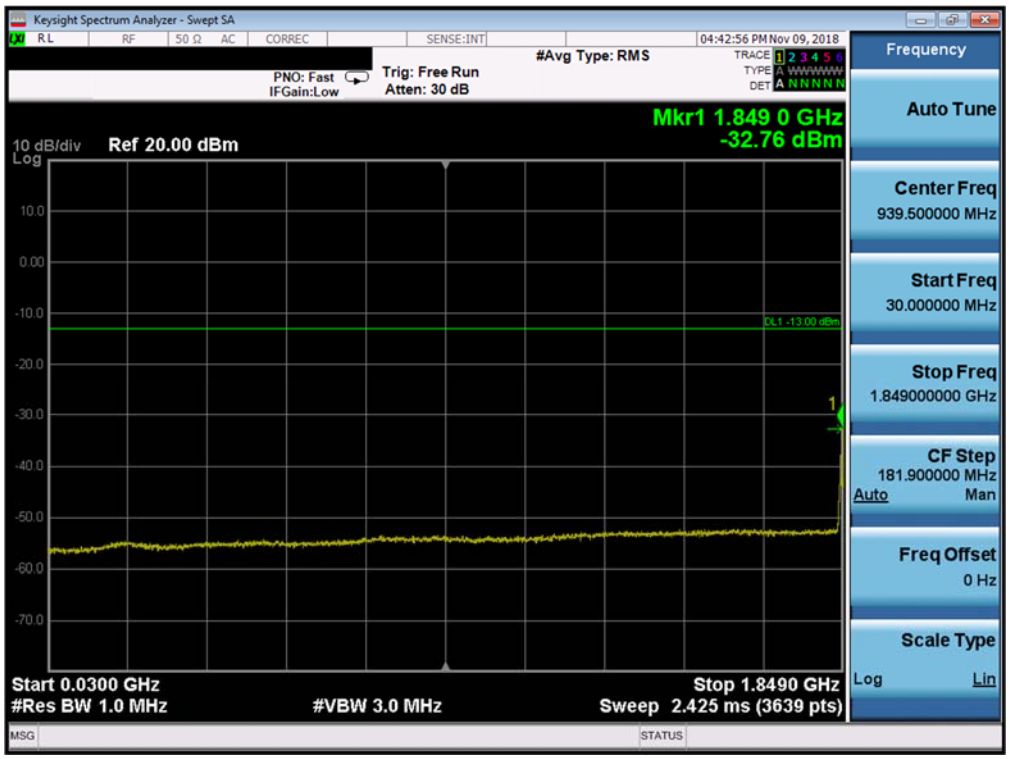

Plot 7-188. Conducted Spurious Plot (Band 25/2 - 20.0MHz QPSK - RB Size 1, RB Offset 0 - Low Channel)

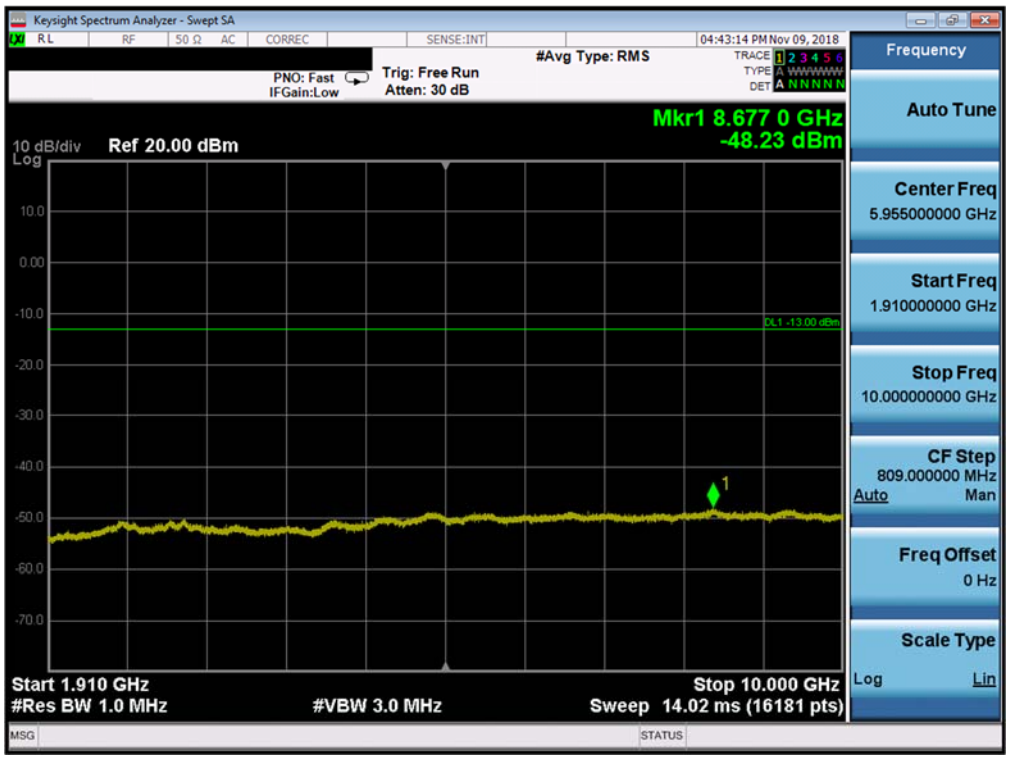

Plot 7-189. Conducted Spurious Plot (Band 25/2 - 20.0MHz QPSK - RB Size 1, RB Offset 0 - Low Channel)

© 2019 PCTEST Engineering Laboratory, Inc. V 8.8 11/19/2018
All rights reserved. Unless otherwise specified, no part of this report may be reproduced or utilized in any part, form or by any means, electronic or mechanical, including photocopying and microfilm, without permission in writing from PCTEST Engineering Laboratory, Inc. If you have any questions about this international copyright or have an enquiry about obtaining additional rights to this report or assembly of contents thereof, please contact INFO@PCTEST.COM.

Plot 7-190. Conducted Spurious Plot (Band 25/2 - 20.0MHz QPSK - RB Size 1, RB Offset 0 - Low Channel)

Plot 7-191. Conducted Spurious Plot (Band 25/2 - 20.0MHz QPSK - RB Size 1, RB Offset 0 - Mid Channel)

© 2019 PCTEST Engineering Laboratory, Inc. V 8.8 11/19/2018
All rights reserved. Unless otherwise specified, no part of this report may be reproduced or utilized in any part, form or by any means, electronic or mechanical, including photocopying and microfilm, without permission in writing from PCTEST Engineering Laboratory, Inc. If you have any questions about this international copyright or have an enquiry about obtaining additional rights to this report or assembly of contents thereof, please contact INFO@PCTEST.COM.

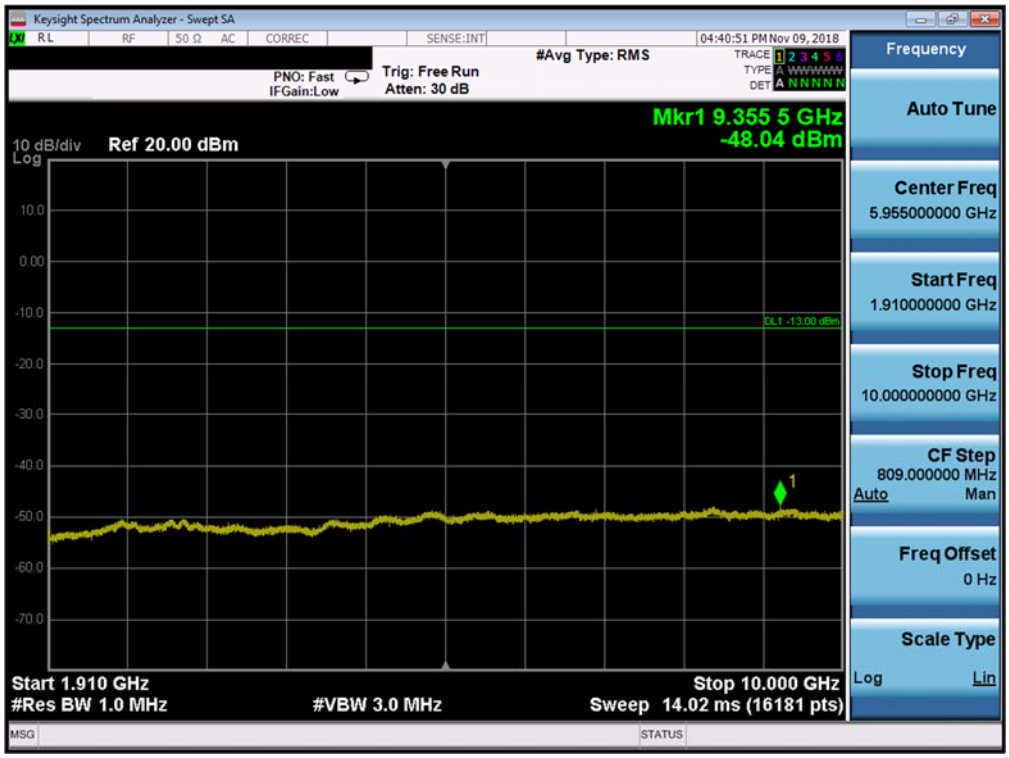

Plot 7-192. Conducted Spurious Plot (Band 25/2 - 20.0MHz QPSK - RB Size 1, RB Offset 0 - Mid Channel)

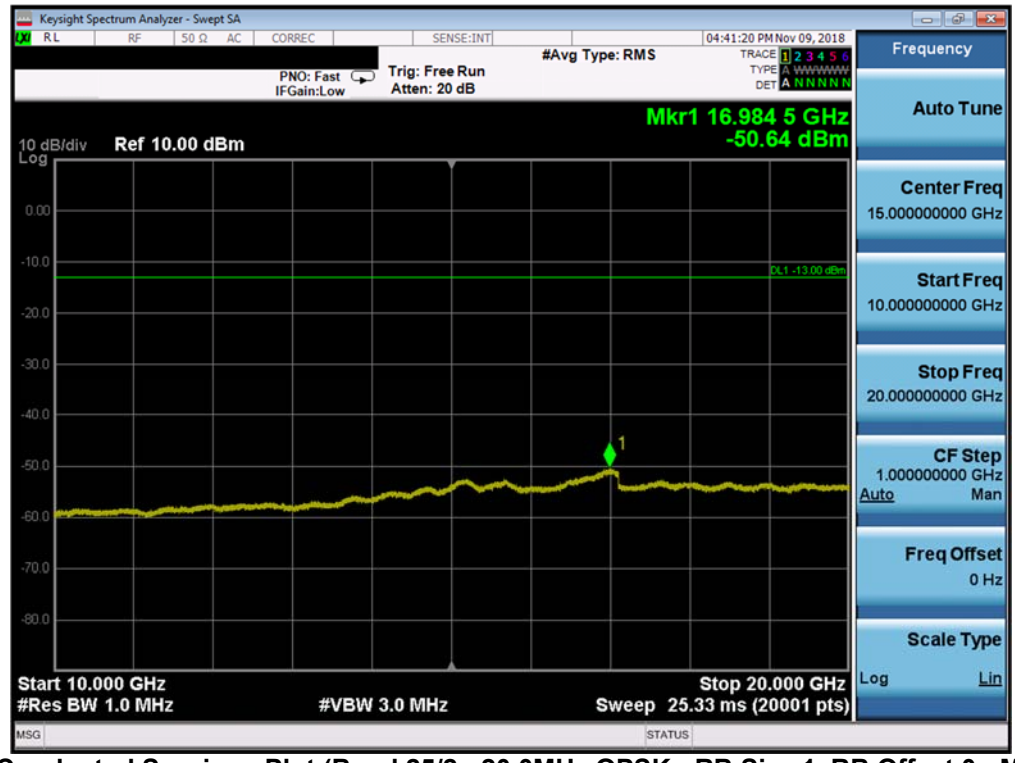

Plot 7-193. Conducted Spurious Plot (Band 25/2 - 20.0MHz QPSK - RB Size 1, RB Offset 0 - Mid Channel)

© 2019 PCTEST Engineering Laboratory, Inc. V 8.8 11/19/2018

All rights reserved. Unless otherwise specified, no part of this report may be reproduced or utilized in any part, form or by any means, electronic or mechanical, including photocopying and microfilm, without permission in writing from PCTEST Engineering Laboratory, Inc. If you have any questions about this international copyright or have an enquiry about obtaining additional rights to this report or assembly of contents thereof, please contact INFO@PCTEST.COM.

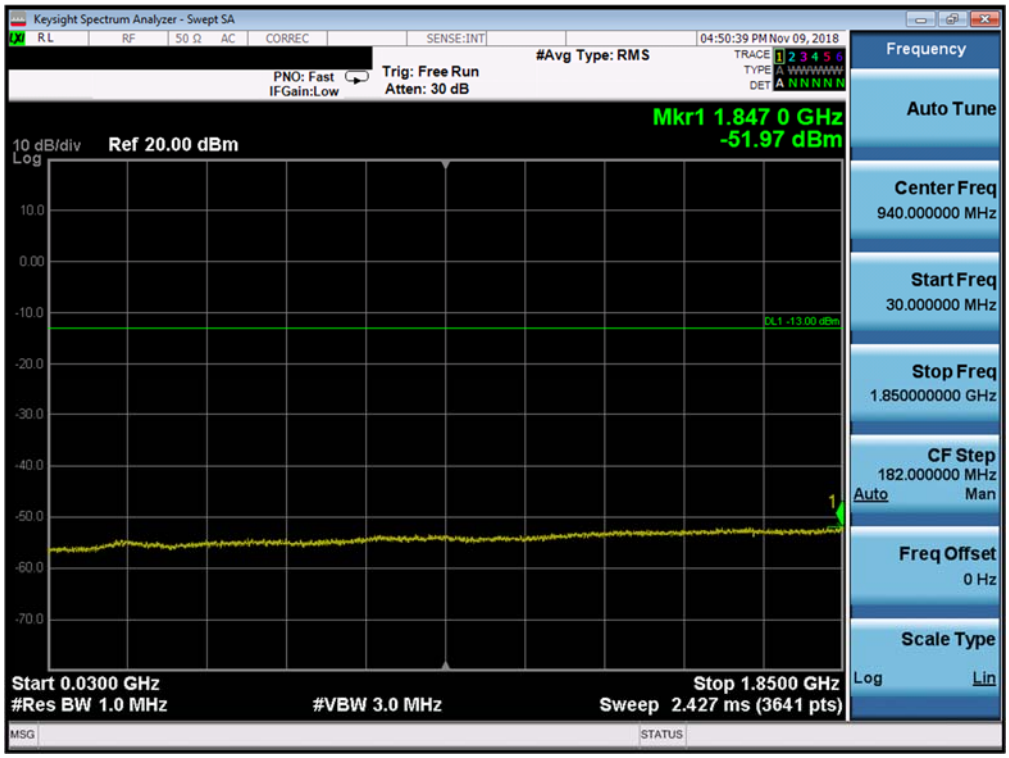

Plot 7-194. Conducted Spurious Plot (Band 25/2 - 20.0MHz QPSK - RB Size 1, RB Offset 0 - High Channel)

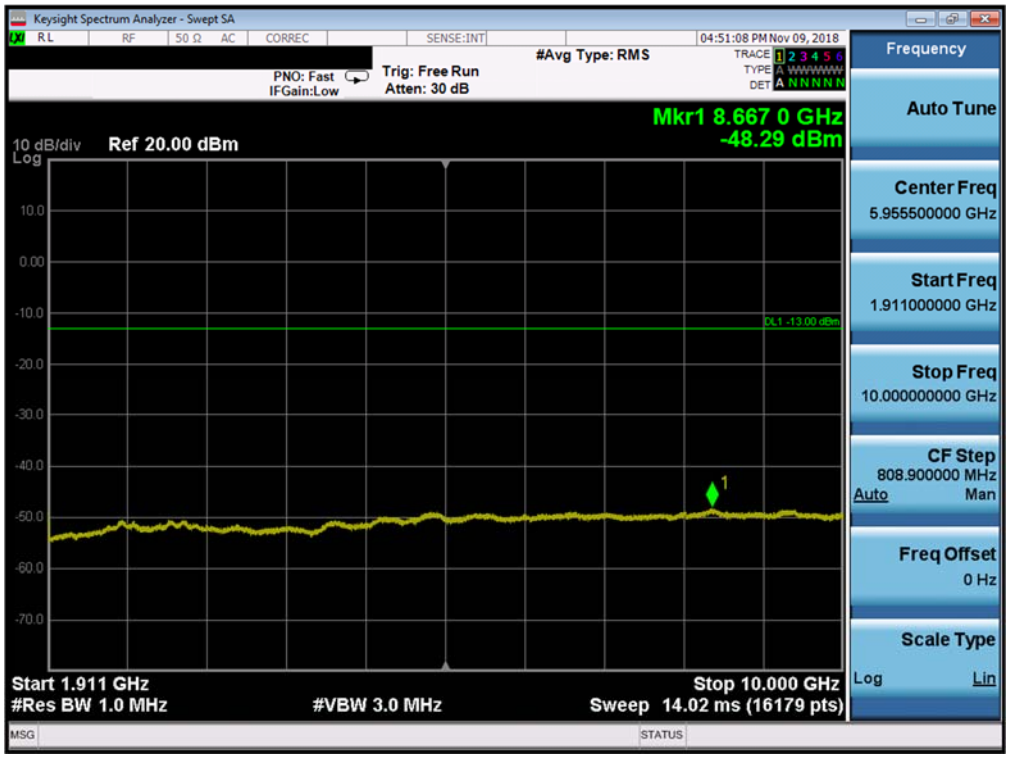

Plot 7-195. Conducted Spurious Plot (Band 25/2 - 20.0MHz QPSK - RB Size 1, RB Offset 0 - High Channel)

© 2019 PCTEST Engineering Laboratory, Inc. V 8.8 11/19/2018

All rights reserved. Unless otherwise specified, no part of this report may be reproduced or utilized in any part, form or by any means, electronic or mechanical, including photocopying and microfilm, without permission in writing from PCTEST Engineering Laboratory, Inc. If you have any questions about this international copyright or have an enquiry about obtaining additional rights to this report or assembly of contents thereof, please contact INFO@PCTEST.COM.

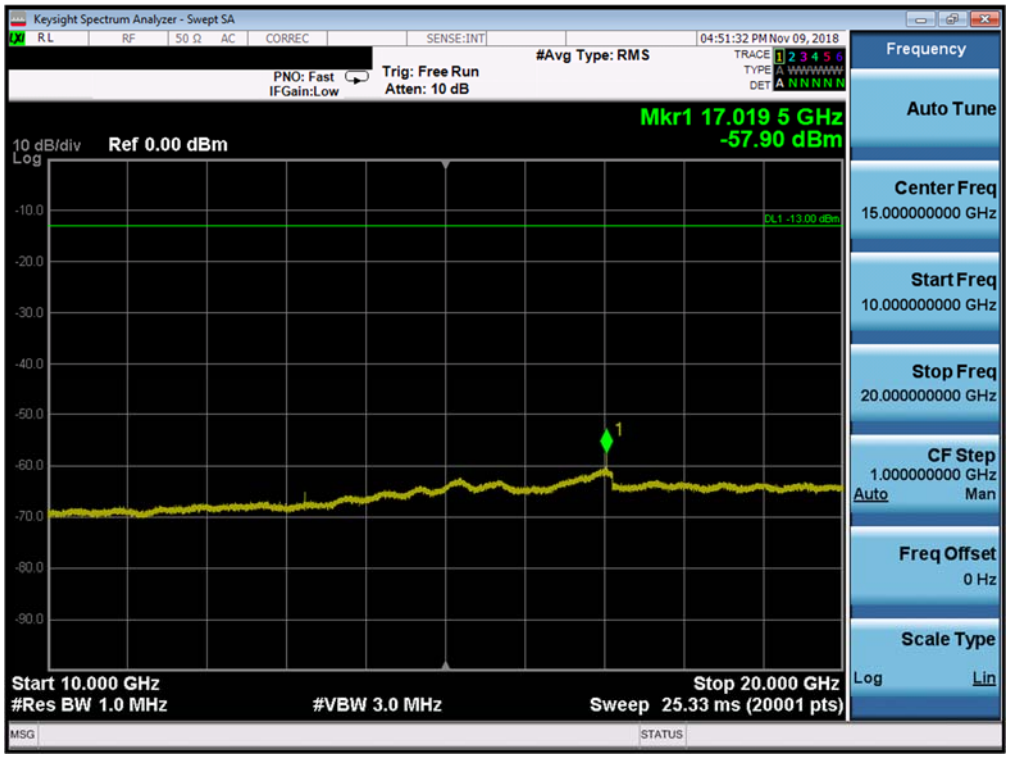

Plot 7-196. Conducted Spurious Plot (Band 25/2 - 20.0MHz QPSK - RB Size 1, RB Offset 0 - High Channel)

© 2019 PCTEST Engineering Laboratory, Inc. V 8.8 11/19/2018
All rights reserved. Unless otherwise specified, no part of this report may be reproduced or utilized in any part, form or by any means, electronic or mechanical, including photocopying and microfilm, without permission in writing from PCTEST Engineering Laboratory, Inc. If you have any questions about this international copyright or have an enquiry about obtaining additional rights to this report or assembly of contents thereof, please contact INFO@PCTEST.COM.