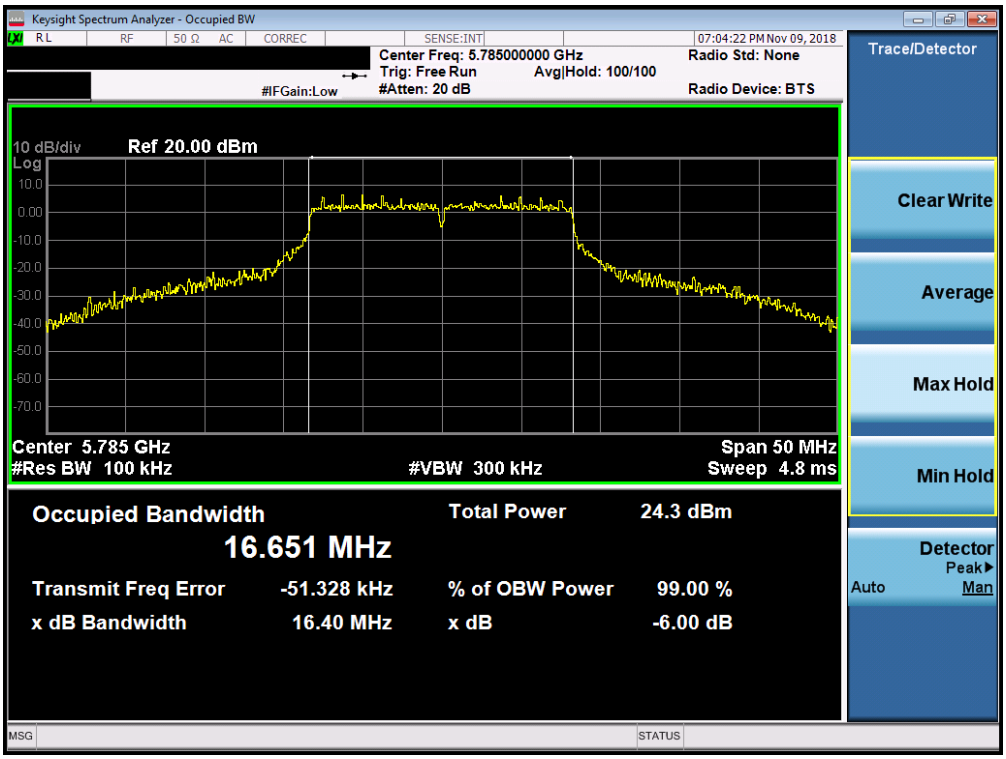

Plot 7-119. 6dB Bandwidth Plot SISO ANT2 (802.11a (UNII Band 3) – Ch. 157)

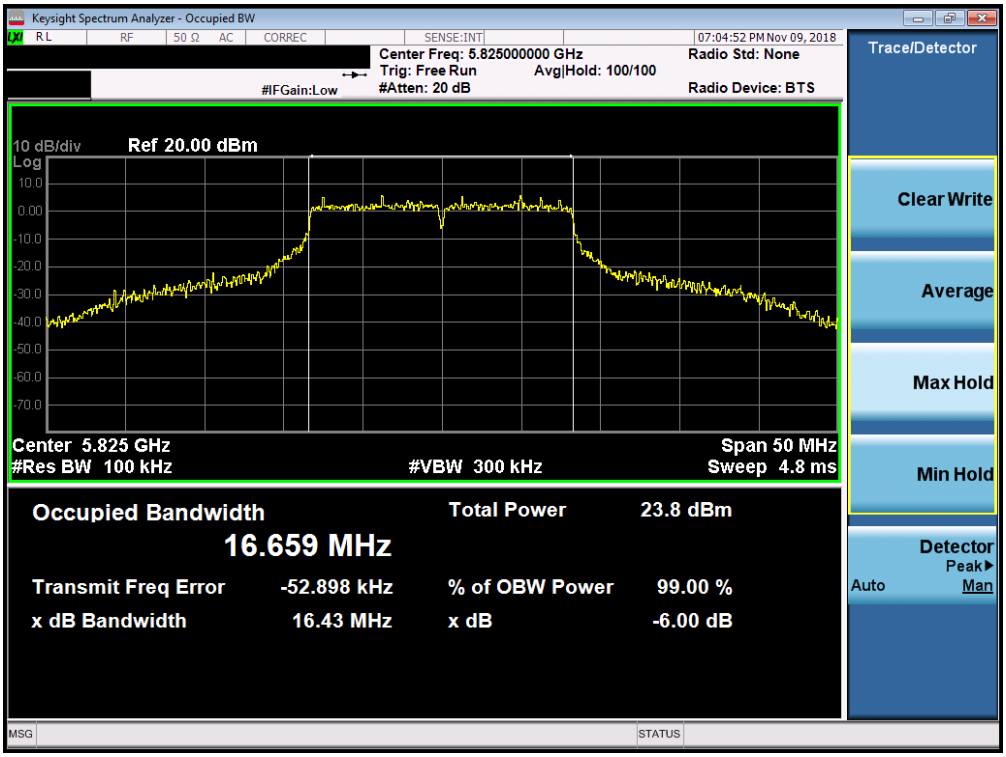

Plot 7-120. 6dB Bandwidth Plot SISO ANT2 (802.11a (UNII Band 3) – Ch. 165)

© 2019 PCTEST Engineering Laboratory, Inc. V 8.8 11/19/2018
All rights reserved. Unless otherwise specified, no part of this report may be reproduced or utilized in any part, form or by any means, electronic or mechanical, including photocopying and microfilm, without permission in writing from PCTEST Engineering Laboratory, Inc. If you have any questions about this international copyright or have an enquiry about obtaining additional rights to this report or assembly of contents thereof, please contact INFO@PCTEST.COM.

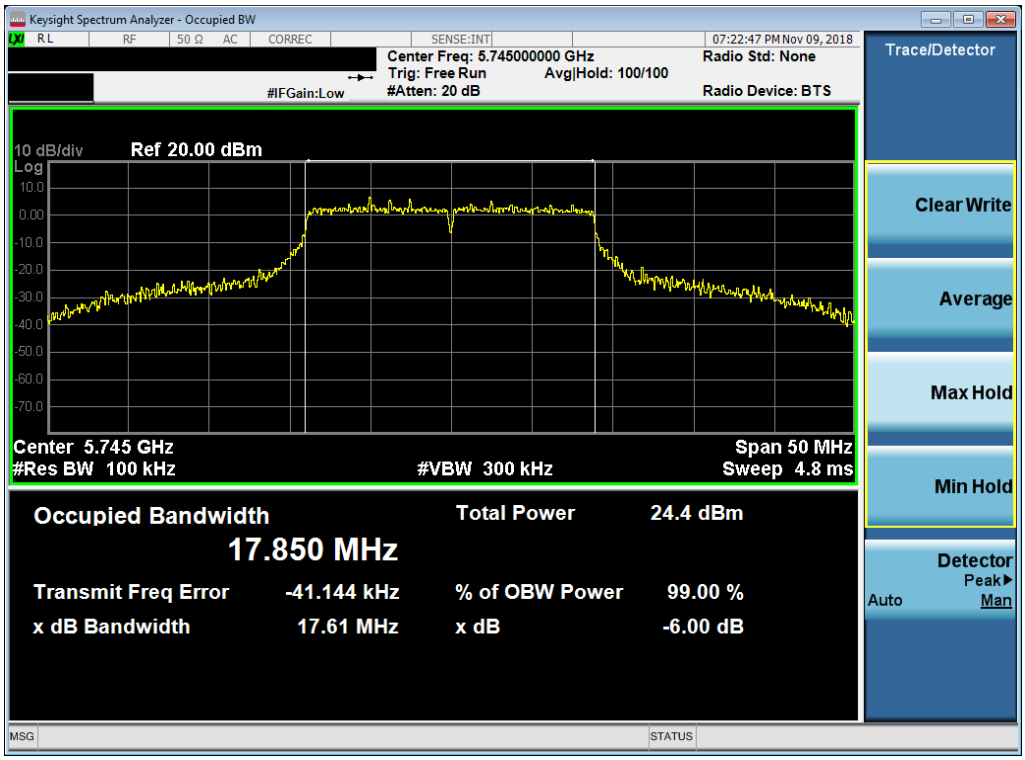

Plot 7-121. 6dB Bandwidth Plot SISO ANT2 (20MHz BW 802.11n (UNII Band 3) – Ch. 149)

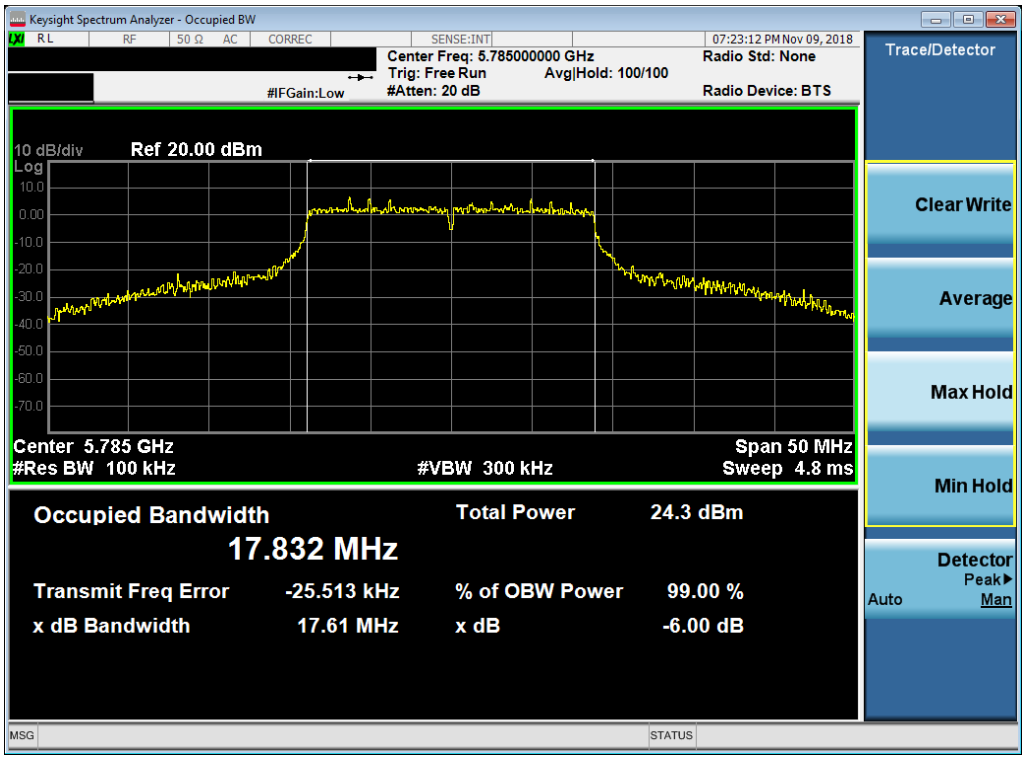

Plot 7-122. 6dB Bandwidth Plot SISO ANT2 (20MHz BW 802.11n (UNII Band 3) – Ch. 157)

© 2019 PCTEST Engineering Laboratory, Inc. V 8.8 11/19/2018
All rights reserved. Unless otherwise specified, no part of this report may be reproduced or utilized in any part, form or by any means, electronic or mechanical, including photocopying and microfilm, without permission in writing from PCTEST Engineering Laboratory, Inc. If you have any questions about this international copyright or have an enquiry about obtaining additional rights to this report or assembly of contents thereof, please contact INFO@PCTEST.COM.

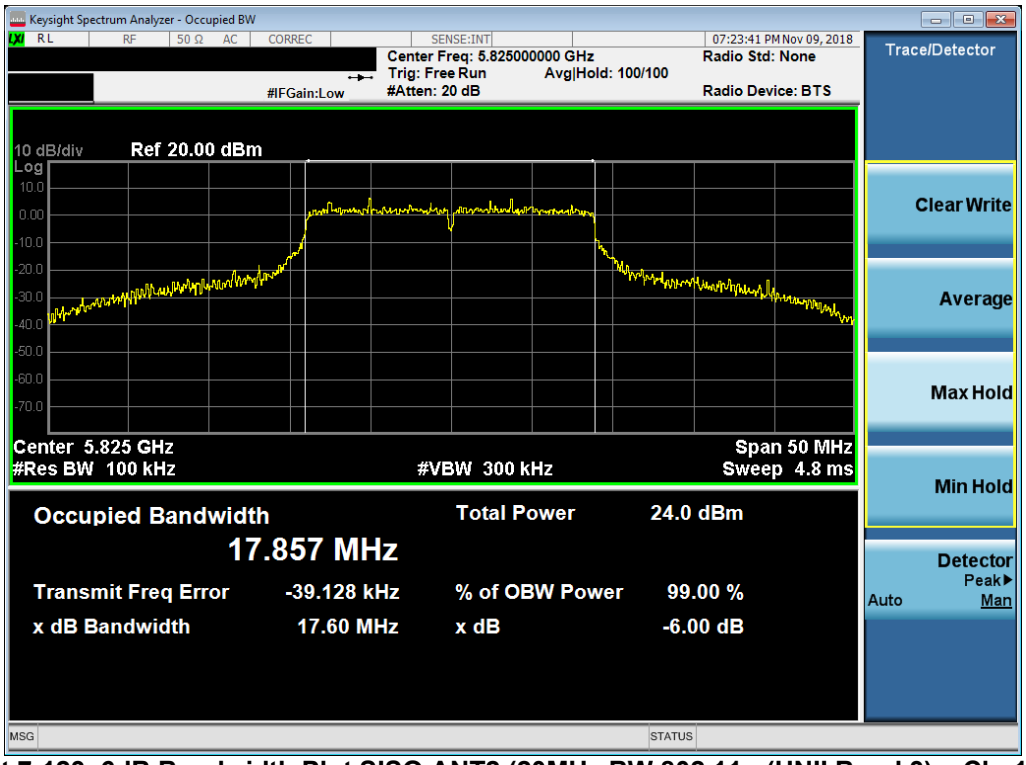

Plot 7-123. 6dB Bandwidth Plot SISO ANT2 (20MHz BW 802.11n (UNII Band 3) – Ch. 165)

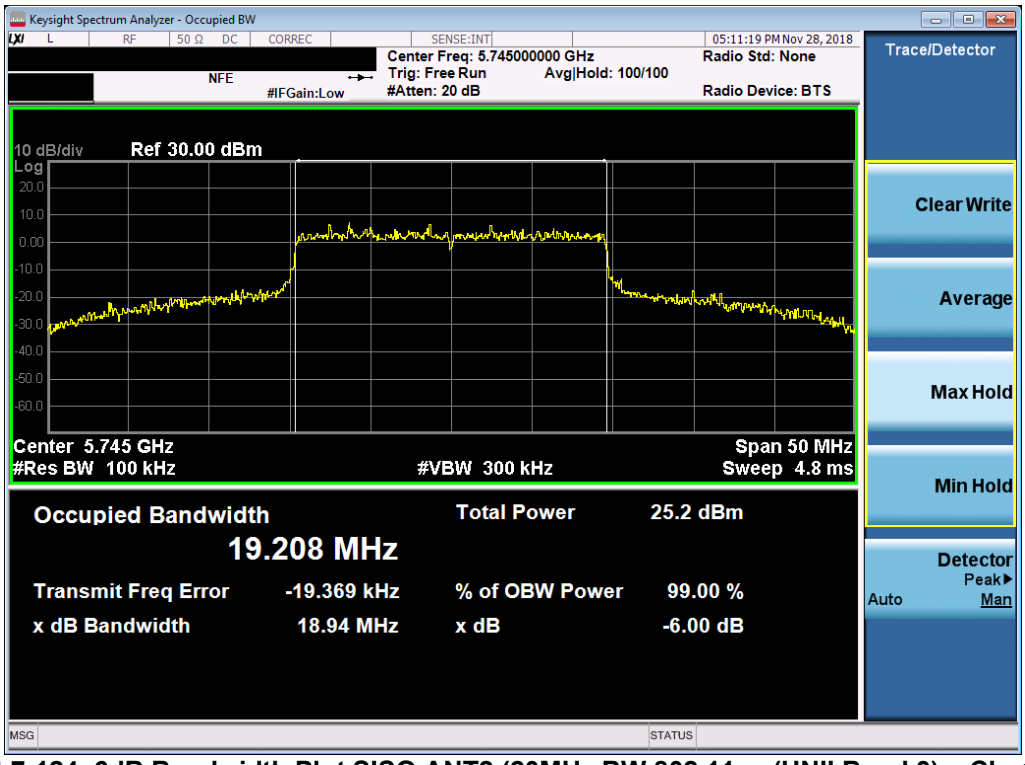

Plot 7-124. 6dB Bandwidth Plot SISO ANT2 (20MHz BW 802.11ax (UNII Band 3) – Ch. 149)

© 2019 PCTEST Engineering Laboratory, Inc. V 8.8 11/19/2018
All rights reserved. Unless otherwise specified, no part of this report may be reproduced or utilized in any part, form or by any means, electronic or mechanical, including photocopying and microfilm, without permission in writing from PCTEST Engineering Laboratory, Inc. If you have any questions about this international copyright or have an enquiry about obtaining additional rights to this report or assembly of contents thereof, please contact INFO@PCTEST.COM.

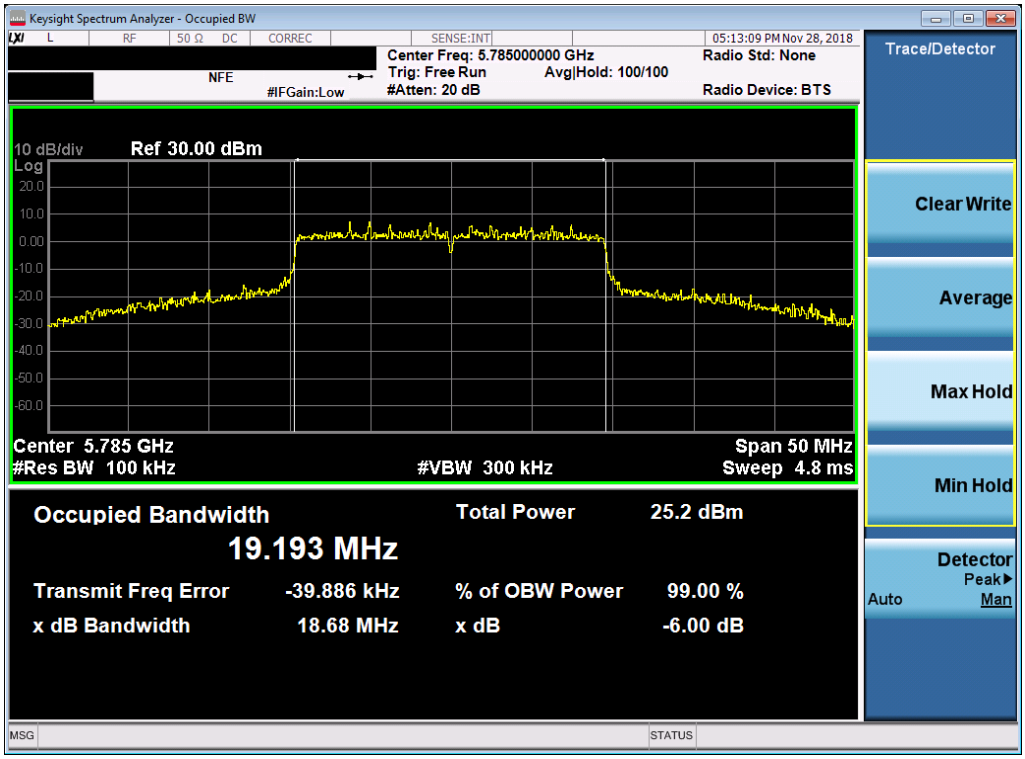

Plot 7-125. 6dB Bandwidth Plot SISO ANT2 (20MHz BW 802.11ax (UNII Band 3) – Ch. 157)

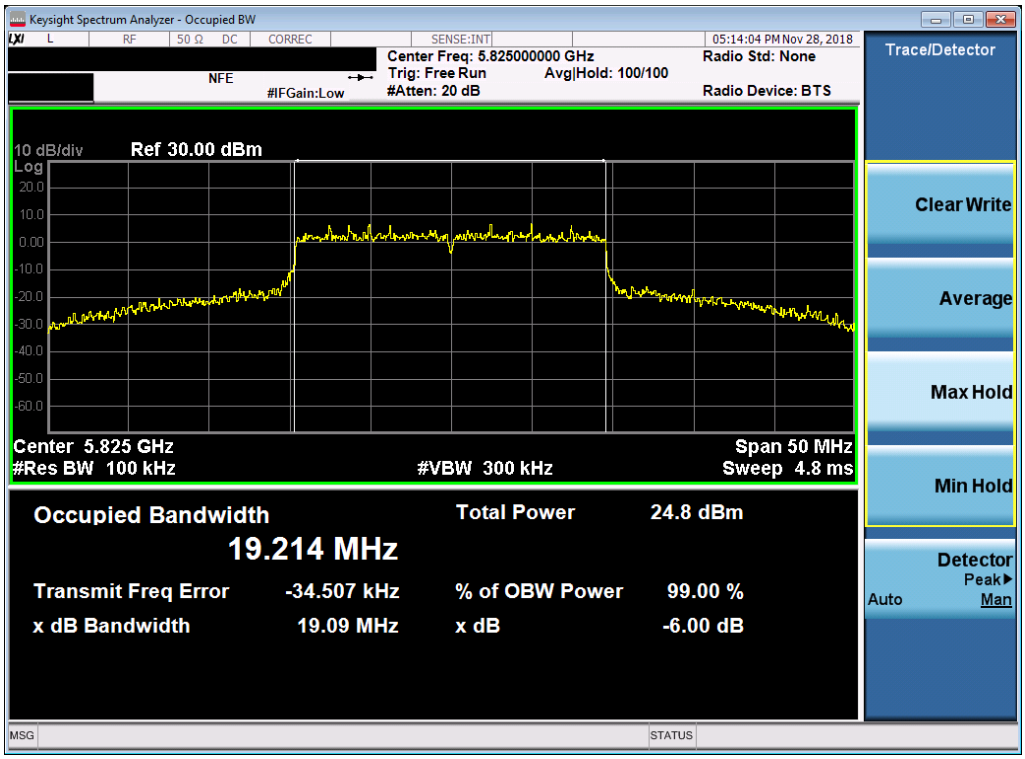

Plot 7-126. 6dB Bandwidth Plot SISO ANT2 (20MHz BW 802.11ax (UNII Band 3) – Ch. 165)

© 2019 PCTEST Engineering Laboratory, Inc. V 8.8 11/19/2018
All rights reserved. Unless otherwise specified, no part of this report may be reproduced or utilized in any part, form or by any means, electronic or mechanical, including photocopying and microfilm, without permission in writing from PCTEST Engineering Laboratory, Inc. If you have any questions about this international copyright or have an enquiry about obtaining additional rights to this report or assembly of contents thereof, please contact INFO@PCTEST.COM.

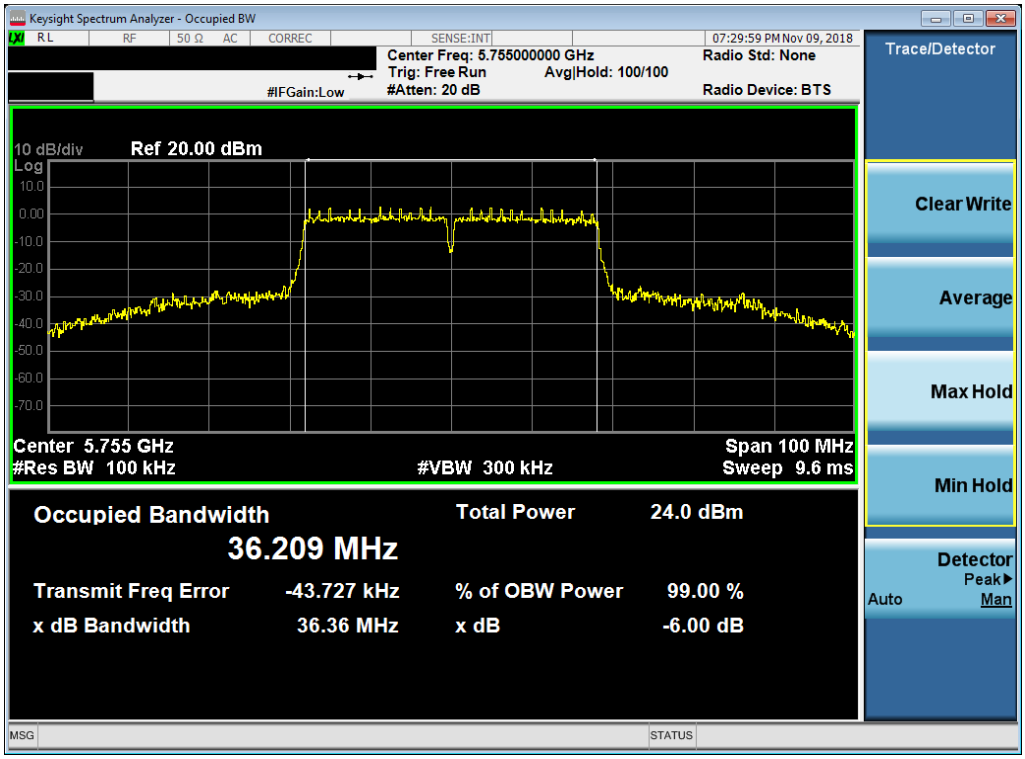

Plot 7-127. 6dB Bandwidth Plot SISO ANT2 (40MHz BW 802.11n (UNII Band 3) – Ch. 151)

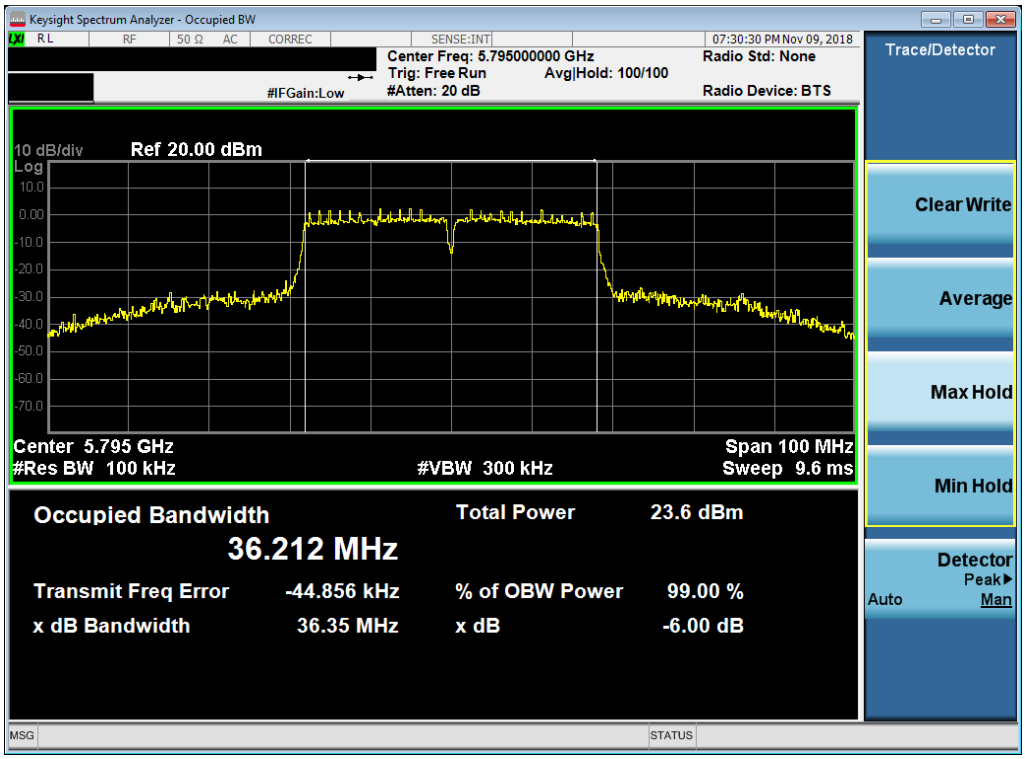

Plot 7-128. 6dB Bandwidth Plot SISO ANT2 (40MHz BW 802.11n (UNII Band 3) – Ch. 159)

© 2019 PCTEST Engineering Laboratory, Inc. V 8.8 11/19/2018
All rights reserved. Unless otherwise specified, no part of this report may be reproduced or utilized in any part, form or by any means, electronic or mechanical, including photocopying and microfilm, without permission in writing from PCTEST Engineering Laboratory, Inc. If you have any questions about this international copyright or have an enquiry about obtaining additional rights to this report or assembly of contents thereof, please contact INFO@PCTEST.COM.

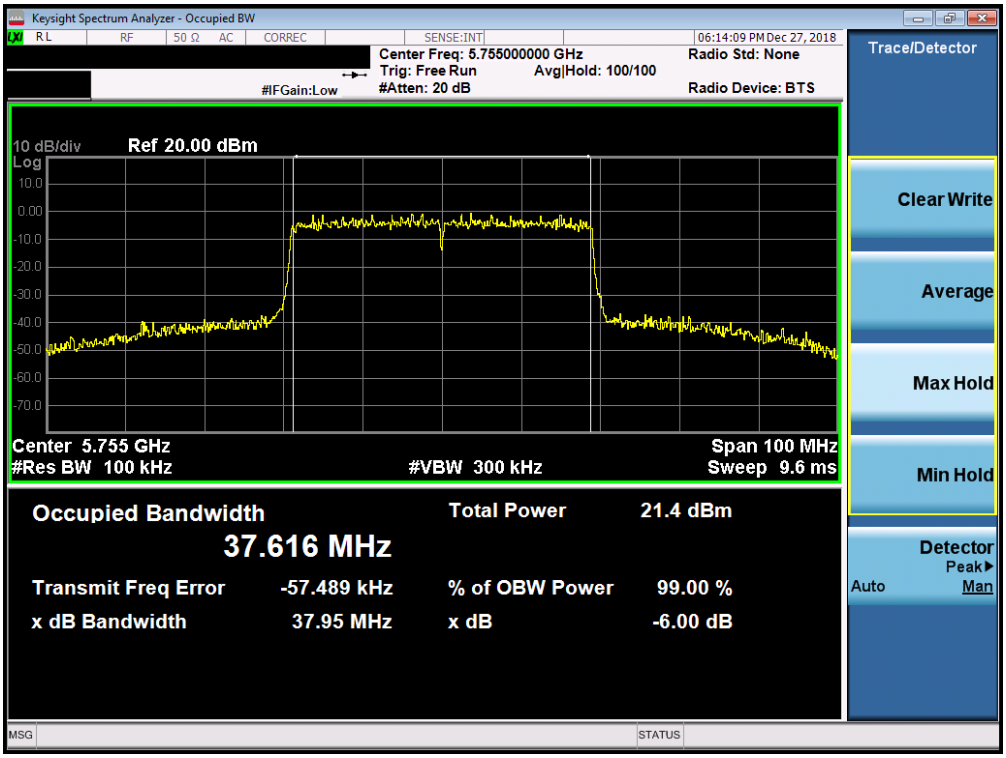

Plot 7-129. 6dB Bandwidth Plot SISO ANT2 (40MHz BW 802.11ax (UNII Band 3) – Ch. 151)

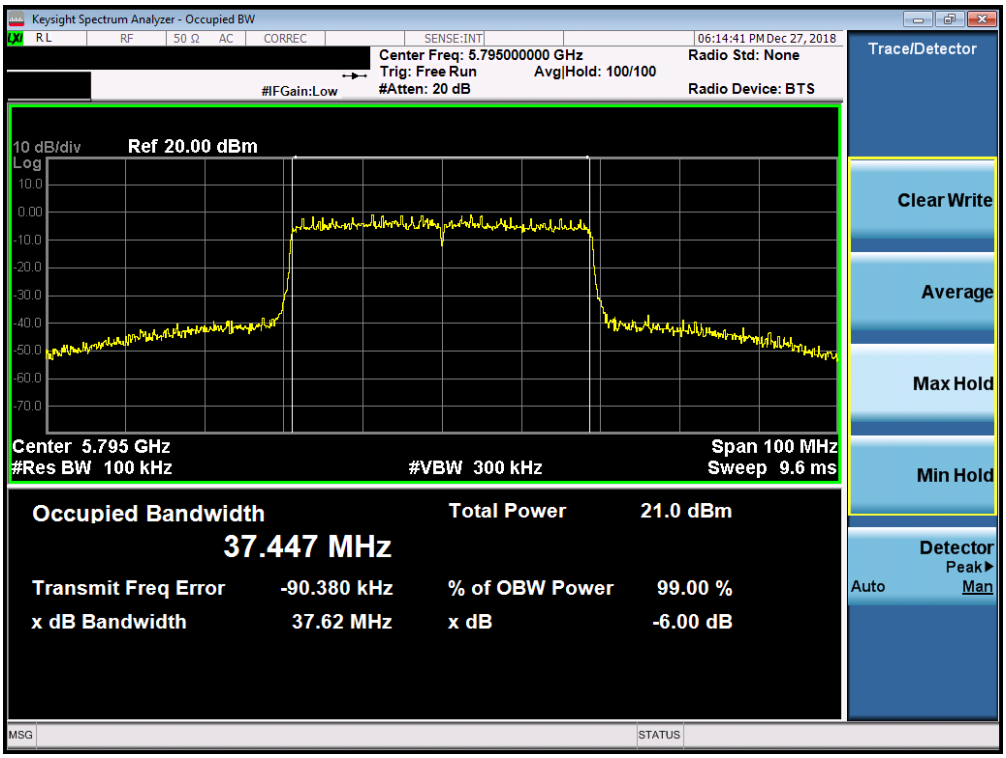

Plot 7-130. 6dB Bandwidth Plot SISO ANT2 (40MHz BW 802.11ax (UNII Band 3) – Ch. 159)

© 2019 PCTEST Engineering Laboratory, Inc. V 8.8 11/19/2018
All rights reserved. Unless otherwise specified, no part of this report may be reproduced or utilized in any part, form or by any means, electronic or mechanical, including photocopying and microfilm, without permission in writing from PCTEST Engineering Laboratory, Inc. If you have any questions about this international copyright or have an enquiry about obtaining additional rights to this report or assembly of contents thereof, please contact INFO@PCTEST.COM.

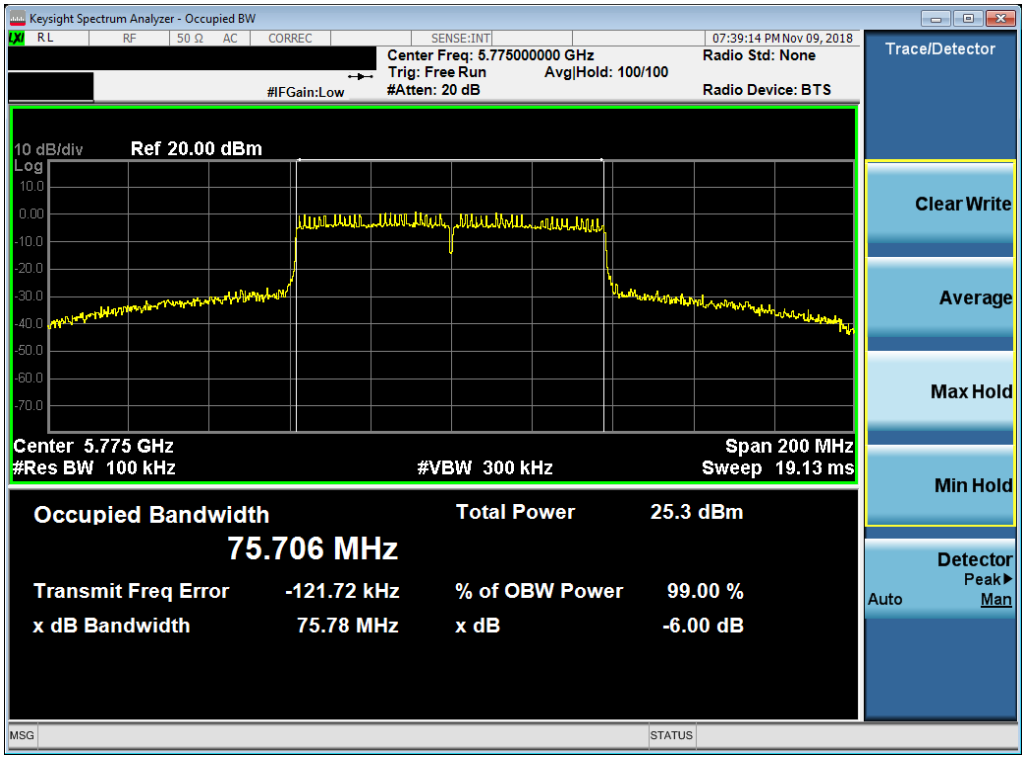

Plot 7-131. 6dB Bandwidth Plot SISO ANT2 (80MHz BW 802.11ac (UNII Band 3) – Ch. 155)

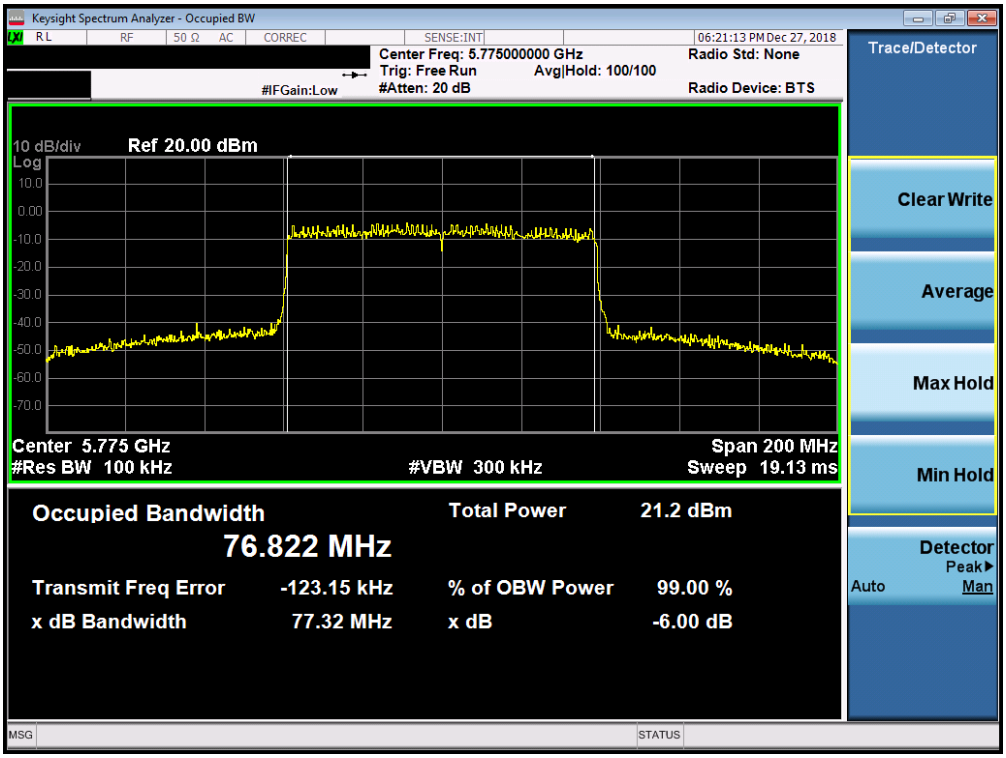

Plot 7-132. 6dB Bandwidth Plot SISO ANT2 (80MHz BW 802.11ax (UNII Band 3) – Ch. 155)

© 2019 PCTEST Engineering Laboratory, Inc. V 8.8 11/19/2018
All rights reserved. Unless otherwise specified, no part of this report may be reproduced or utilized in any part, form or by any means, electronic or mechanical, including photocopying and microfilm, without permission in writing from PCTEST Engineering Laboratory, Inc. If you have any questions about this international copyright or have an enquiry about obtaining additional rights to this report or assembly of contents thereof, please contact INFO@PCTEST.COM.

7.4 UNII Output Power Measurement – 802.11a/n/ac/ax

§15.407(a.1.iv) §15.407(a.2) §15.407(a.3); RSS-247 [6.2]

Test Overview and Limits

A transmitter antenna terminal of the EUT is connected to the input of an RF pulse power sensor. Measurement is made using a broadband average power meter while the EUT is operating at its maximum duty cycle, at its maximum power control level, as defined in ANSI C63.10-2013 and KDB 789033 D02 v02r01, and at the appropriate frequencies.

In the 5.15 – 5.25GHz band, the maximum permissible conducted output power is 250mW (23.98dBm). The maximum e.i.r.p. shall not exceed the lesser of 200 mW or 10 + 10 log10B, dBm.

In the 5.25 – 5.35GHz band, the maximum permissible conducted output power is the lesser of 250mW (23.98dBm) and 11 dBm + 10log$_{10}$(26dB BW) = 11 dBm + 10log$_{10}$(23.17) = 24.65dBm. The maximum e.i.r.p. shall not exceed the lesser of 1.0 W or 17 + 10 log10B, dBm.

In the 5.47 – 5.725GHz band, the maximum permissible conducted output power is the lesser of 250mW (23.98dBm) and 11 dBm + 10log$_{10}$(26dB BW) = 11 dBm + 10log$_{10}$(21.36) = 24.30dBm. The maximum e.i.r.p. shall not exceed the lesser of 1.0 W or 17 + 10 log10B, dBm.

In the 5.725 – 5.850GHz band, the maximum permissible conducted output power is 1W (30dBm). The maximum e.i.r.p. is 36 dBm.

Test Procedure Used

ANSI C63.10-2013 – Section 12.3.3.2 Method PM-G
KDB 789033 D02 v02r01 – Section E)3)b) Method PM-G
ANSI C63.10-2013 – Section 14.2 Measure-and-Sum Technique
KDB 662911 v02r01 – Section E)1) Measure-and-Sum Technique

Test Settings

Average power measurements were performed only when the EUT was transmitting at its maximum power control level using a broadband power meter with a pulse sensor. The power meter implemented triggering and gating capabilities which were set up such that power measurements were recorded only during the ON time of the transmitter. The trace was averaged over 100 traces to obtain the final measured average power.

Test Setup

The EUT and measurement equipment were set up as shown in the diagram below.

Figure 7-3. Test Instrument & Measurement Setup

Test Notes

None

© 2019 PCTEST Engineering Laboratory, Inc. V 8.8 11/19/2018
All rights reserved. Unless otherwise specified, no part of this report may be reproduced or utilized in any part, form or by any means, electronic or mechanical, including photocopying and microfilm, without permission in writing from PCTEST Engineering Laboratory, Inc. If you have any questions about this international copyright or have an enquiry about obtaining additional rights to this report or assembly of contents thereof, please contact INFO@PCTEST.COM.

SISO Antenna-1 Conducted Output Power Measurements

5GHz (20MHz Bandwidth)	Freq [MHz]	Channel	Detector	IEEE Transmission Mode				Conducted Power Limit [dBm]	Conducted Power Margin [dB]	Ant. Gain [dBi]	Max e.i.r.p. [dBm]	Max e.i.r.p. Limit [dBm]	e.i.r.p. Margin [dB]
				802.11a	802.11n	802.11ac	802.11ax						
	5180	36	AVG	15.21	15.47	15.45	15.75	23.98	-8.23	-7.25	8.50	23.01	-14.51
	5200	40	AVG	17.59	17.84	17.83	15.79	23.98	-6.14	-7.55	10.29	23.01	-12.72
	5220	44	AVG	17.56	17.79	17.80	15.69	23.98	-6.18	-7.33	10.47	23.01	-12.54
	5240	48	AVG	17.61	17.76	17.91	15.77	23.98	-6.07	-7.33	10.58	23.01	-12.43
	5260	52	AVG	17.67	17.56	17.53	15.61	23.98	-6.31	-7.95	9.72	30.00	-20.28
	5280	56	AVG	17.81	17.61	17.63	15.75	23.98	-6.17	-7.95	9.86	30.00	-20.14
	5300	60	AVG	17.97	17.74	17.67	15.87	23.98	-6.01	-7.44	10.53	30.00	-19.47
	5320	64	AVG	16.20	16.39	16.37	15.83	23.98	-7.59	-7.44	8.95	30.00	-21.05
	5500	100	AVG	17.57	17.73	17.93	15.81	23.98	-6.05	-8.01	9.92	30.00	-20.08
	5600	120	AVG	17.65	17.94	17.89	15.96	23.98	-6.04	-8.01	9.93	-	-
	5620	124	AVG	17.89	17.88	17.86	15.98	23.98	-6.09	-8.01	9.88	-	-
	5720	144	AVG	17.82	17.98	17.98	15.99	23.98	-6.00	-8.01	9.97	30.00	-20.03
	5745	149	AVG	17.93	17.84	17.89	15.89	30.00	-12.07	-7.10	10.83	-	-
	5785	157	AVG	17.52	17.97	17.97	15.97	30.00	-12.03	-7.10	10.87	-	-
	5825	165	AVG	17.84	17.84	17.81	15.78	30.00	-12.16	-7.67	10.17	-	-

Table 7-6. SISO ANT1 20MHz BW (UNII) Maximum Conducted Output Power

5GHz (40MHz Bandwidth)	Freq [MHz]	Channel	Detector	IEEE Transmission Mode			Conducted Power Limit [dBm]	Conducted Power Margin [dB]	Ant. Gain [dBi]	Max e.i.r.p. [dBm]	Max e.i.r.p. Limit [dBm]	e.i.r.p. Margin [dB]
				802.11n	802.11ac	802.11ax						
	5190	38	AVG	12.76	12.84	13.97	23.98	-10.01	-7.25	6.72	23.01	-16.29
	5230	46	AVG	16.73	16.87	13.57	23.98	-7.11	-7.33	9.54	23.01	-13.47
	5270	54	AVG	16.54	16.71	13.67	23.98	-7.27	-7.95	8.76	30.00	-21.24
	5310	62	AVG	12.84	12.93	13.61	23.98	-10.37	-7.44	6.17	30.00	-23.83
	5510	102	AVG	16.76	16.84	13.68	23.98	-7.14	-8.01	8.83	30.00	-21.17
	5590	118	AVG	16.63	16.56	13.63	23.98	-7.35	-8.01	8.62	-	-
	5630	126	AVG	16.97	16.87	13.81	23.98	-7.01	-8.01	8.96	-	-
	5710	142	AVG	16.89	16.90	13.91	23.98	-7.08	-8.01	8.89	30.00	-21.11
	5755	151	AVG	16.98	16.71	13.73	30.00	-13.02	-7.10	9.88	-	-
	5795	159	AVG	16.78	16.79	13.64	30.00	-13.21	-7.67	9.12	-	-

Table 7-7. SISO ANT1 40MHz BW (UNII) Maximum Conducted Output Power

5GHz (80MHz Bandwidth)	Freq [MHz]	Channel	Detector	IEEE Transmission Mode		Conducted Power Limit [dBm]	Conducted Power Margin [dB]	Ant. Gain [dBi]	Max e.i.r.p. [dBm]	Max e.i.r.p. Limit [dBm]	e.i.r.p. Margin [dB]
				802.11ac	802.11ax						
	5210	42	AVG	12.89	12.87	23.98	-11.09	-7.55	5.34	23.01	-17.67
	5290	58	AVG	12.76	12.86	23.98	-11.12	-7.95	4.91	30.00	-25.09
	5530	106	AVG	12.78	12.96	23.98	-11.02	-8.01	4.95	30.00	-25.05
	5690	138	AVG	15.71	12.76	23.98	-8.27	-8.01	7.70	30.00	-22.30
	5775	155	AVG	15.52	12.91	30.00	-14.48	-7.10	8.42	-	-

Table 7-8. SISO ANT1 80MHz BW (UNII) Maximum Conducted Output Power

© 2019 PCTEST Engineering Laboratory, Inc. V 8.8 11/19/2018

All rights reserved. Unless otherwise specified, no part of this report may be reproduced or utilized in any part, form or by any means, electronic or mechanical, including photocopying and microfilm, without permission in writing from PCTEST Engineering Laboratory, Inc. If you have any questions about this international copyright or have an enquiry about obtaining additional rights to this report or assembly of contents thereof, please contact INFO@PCTEST.COM.

SISO Antenna-2 Conducted Output Power Measurements

5GHz (20MHz Bandwidth)	Freq [MHz]	Channel	Detector	IEEE Transmission Mode				Conducted Power Limit [dBm]	Conducted Power Margin [dB]	Ant. Gain [dBi]	Max e.i.r.p. [dBm]	Max e.i.r.p. Limit [dBm]	e.i.r.p. Margin [dB]
				802.11a	802.11n	802.11ac	802.11ax						
	5180	36	AVG	15.24	15.24	15.30	15.56	23.98	-8.42	-8.43	7.13	23.01	-15.88
	5200	40	AVG	17.46	17.57	17.56	15.78	23.98	-6.41	-8.34	9.23	23.01	-13.78
	5220	44	AVG	17.63	17.70	17.68	15.95	23.98	-6.28	-7.99	9.71	23.01	-13.30
	5240	48	AVG	17.70	17.76	17.70	15.51	23.98	-6.22	-7.99	9.77	23.01	-13.24
	5260	52	AVG	17.64	17.68	17.77	15.62	23.98	-6.21	-7.32	10.45	30.00	-19.55
	5280	56	AVG	17.91	17.64	17.64	15.60	23.98	-6.07	-7.32	10.59	30.00	-19.41
	5300	60	AVG	17.90	17.60	17.61	15.90	23.98	-6.08	-7.64	10.26	30.00	-19.74
	5320	64	AVG	16.10	16.41	16.58	15.81	23.98	-7.40	-7.64	8.94	30.00	-21.06
	5500	100	AVG	17.56	17.61	17.68	15.98	23.98	-6.30	-7.27	10.41	30.00	-19.59
	5600	120	AVG	17.78	17.81	17.81	15.96	23.98	-6.17	-7.27	10.54	-	-
	5620	124	AVG	17.67	17.78	17.72	15.99	23.98	-6.20	-7.27	10.51	-	-
	5720	144	AVG	17.79	17.75	17.88	15.60	23.98	-6.10	-7.27	10.61	30.00	-19.39
	5745	149	AVG	17.77	17.76	17.71	15.58	30.00	-12.23	-7.69	10.08	-	-
	5785	157	AVG	17.42	17.84	17.75	15.84	30.00	-12.16	-7.11	10.73	-	-
	5825	165	AVG	17.40	17.35	17.89	15.71	30.00	-12.11	-7.33	10.56	-	-

Table 7-9. SISO ANT2 20MHz BW (UNII) Maximum Conducted Output Power

5GHz (40MHz Bandwidth)	Freq [MHz]	Channel	Detector	IEEE Transmission Mode			Conducted Power Limit [dBm]	Conducted Power Margin [dB]	Ant. Gain [dBi]	Max e.i.r.p. [dBm]	Max e.i.r.p. Limit [dBm]	e.i.r.p. Margin [dB]
				802.11n	802.11ac	802.11ax						
	5190	38	AVG	12.73	12.73	13.60	23.98	-10.38	-8.34	5.26	23.01	-17.75
	5230	46	AVG	16.98	16.55	13.57	23.98	-7.00	-7.99	8.99	23.01	-14.02
	5270	54	AVG	16.93	16.71	13.63	23.98	-7.05	-7.32	9.61	30.00	-20.39
	5310	62	AVG	12.64	12.94	13.58	23.98	-10.40	-7.32	6.26	30.00	-23.74
	5510	102	AVG	16.91	16.76	13.78	23.98	-7.07	-7.27	9.64	30.00	-20.36
	5590	118	AVG	16.89	16.73	13.73	23.98	-7.09	-7.27	9.62	-	-
	5630	126	AVG	16.51	16.65	13.72	23.98	-7.33	-7.27	9.38	-	-
	5710	142	AVG	16.71	16.56	13.69	23.98	-7.27	-7.69	9.02	30.00	-20.98
	5755	151	AVG	16.61	16.91	13.62	30.00	-13.09	-7.11	9.80	-	-
	5795	159	AVG	16.51	16.98	13.59	30.00	-13.02	-7.33	9.65	-	-

Table 7-10. SISO ANT2 40MHz BW (UNII) Maximum Conducted Output Power

5GHz (80MHz Bandwidth)	Freq [MHz]	Channel	Detector	IEEE Transmission Mode		Conducted Power Limit [dBm]	Conducted Power Margin [dB]	Ant. Gain [dBi]	Max e.i.r.p. [dBm]	Max e.i.r.p. Limit [dBm]	e.i.r.p. Margin [dB]
				802.11ac	802.11ax						
	5210	42	AVG	12.93	12.86	23.98	-11.05	-8.34	4.59	23.01	-18.42
	5290	58	AVG	12.56	12.74	23.98	-11.24	-7.32	5.42	30.00	-24.58
	5530	106	AVG	12.82	12.90	23.98	-11.08	-7.27	5.63	30.00	-24.37
	5690	138	AVG	15.76	12.56	23.98	-8.22	-7.27	8.49	30.00	-21.51
	5775	155	AVG	15.9	12.46	30.00	-14.10	-7.69	8.21	-	-

Table 7-11. SISO ANT2 80MHz BW (UNII) Maximum Conducted Output Power

© 2019 PCTEST Engineering Laboratory, Inc. V 8.8 11/19/2018

All rights reserved. Unless otherwise specified, no part of this report may be reproduced or utilized in any part, form or by any means, electronic or mechanical, including photocopying and microfilm, without permission in writing from PCTEST Engineering Laboratory, Inc. If you have any questions about this international copyright or have an enquiry about obtaining additional rights to this report or assembly of contents thereof, please contact INFO@PCTEST.COM.

MIMO/CDD Maximum Conducted Output Power Measurements

Freq [MHz]	Channel	Detector	Conducted Power [dBm]			Conducted Power Limit [dBm]	Conducted Power Margin [dB]	Directional Ant. Gain [dBi]	Max e.i.r.p. [dBm]	Max e.i.r.p. Limit [dBm]	e.i.r.p. Margin [dB]
			ANT1	ANT2	MIMO						
5180	36	AVG	12.37	12.48	15.44	23.98	-8.54	-5.39	10.04	23.01	-12.97
5200	40	AVG	17.59	17.46	20.54	23.98	-3.44	-5.48	15.05	23.01	-7.96
5220	44	AVG	17.56	17.63	20.61	23.98	-3.37	-5.31	15.30	23.01	-7.71
5240	48	AVG	17.61	17.70	20.67	23.98	-3.31	-5.31	15.36	23.01	-7.65
5260	52	AVG	17.67	17.64	20.67	23.98	-3.31	-5.33	15.33	30.00	-14.67
5280	56	AVG	17.81	17.91	20.87	23.98	-3.11	-5.33	15.54	30.00	-14.46
5300	60	AVG	17.97	17.90	20.95	23.98	-3.03	-5.25	15.69	30.00	-14.31
5320	64	AVG	13.48	13.36	16.43	23.98	-7.55	-5.25	11.18	30.00	-18.82
5500	100	AVG	17.57	17.56	20.58	23.98	-3.40	-5.34	15.24	30.00	-14.76
5600	120	AVG	17.65	17.78	20.73	23.98	-3.25	-5.34	15.39	-	-
5620	124	AVG	17.89	17.67	20.79	23.98	-3.19	-5.34	15.45	-	-
5720	144	AVG	17.82	17.79	20.82	23.98	-3.16	-5.34	15.48	30.00	-14.52
5745	149	AVG	17.93	17.77	20.86	30.00	-9.14	-5.61	15.25	-	-
5785	157	AVG	17.52	17.42	20.48	30.00	-9.52	-5.42	15.06	-	-
5825	165	AVG	17.84	17.40	20.64	30.00	-9.36	-5.24	15.40	-	-

Table 7-12. CDD 20MHz BW 802.11a (UNII) Maximum Conducted Output Power

5GHz (20MHz Bandwidth)	Freq [MHz]	Channel	Detector	Conducted Power [dBm]			Conducted Power Limit [dBm]	Conducted Power Margin [dB]	Directional Ant. Gain [dBi]	Max e.i.r.p. [dBm]	Max e.i.r.p. Limit [dBm]	e.i.r.p. Margin [dB]
				ANT1	ANT2	MIMO						
	5180	36	AVG	12.06	11.84	14.96	23.98	-9.02	-4.79	10.17	23.01	-12.84
	5200	40	AVG	17.84	17.57	20.72	23.98	-3.26	-4.92	15.80	23.01	-7.21
	5220	44	AVG	17.79	17.70	20.76	23.98	-3.22	-4.64	16.12	23.01	-6.89
	5240	48	AVG	17.76	17.76	20.77	23.98	-3.21	-4.64	16.13	23.01	-6.88
	5260	52	AVG	17.56	17.68	20.63	23.98	-3.35	-4.61	16.02	30.00	-13.98
	5280	56	AVG	17.61	17.64	20.64	23.98	-3.34	-4.61	16.02	30.00	-13.98
	5300	60	AVG	17.74	17.60	20.68	23.98	-3.30	-4.53	16.15	30.00	-13.85
	5320	64	AVG	13.11	12.58	15.86	23.98	-8.12	-4.53	11.33	30.00	-18.67
	5500	100	AVG	17.73	17.61	20.68	23.98	-3.30	-4.61	16.07	30.00	-13.93
	5600	120	AVG	17.94	17.81	20.89	23.98	-3.09	-4.61	16.27	-	-
	5620	124	AVG	17.88	17.78	20.84	23.98	-3.14	-4.61	16.23	-	-
	5720	144	AVG	17.98	17.75	20.88	23.98	-3.10	-4.61	16.26	30.00	-13.74
	5745	149	AVG	17.84	17.76	20.81	30.00	-9.19	-5.02	15.79	-	-
	5785	157	AVG	17.97	17.84	20.92	30.00	-9.08	-4.70	16.21	-	-
	5825	165	AVG	17.84	17.35	20.61	30.00	-9.39	-4.49	16.13	-	-

Table 7-13. MIMO 20MHz BW 802.11n (UNII) Maximum Conducted Output Power

© 2019 PCTEST Engineering Laboratory, Inc. V 8.8 11/19/2018
All rights reserved. Unless otherwise specified, no part of this report may be reproduced or utilized in any part, form or by any means, electronic or mechanical, including photocopying and microfilm, without permission in writing from PCTEST Engineering Laboratory, Inc. If you have any questions about this international copyright or have an enquiry about obtaining additional rights to this report or assembly of contents thereof, please contact INFO@PCTEST.COM.

5GHz (20MHz Bandwidth)	Freq [MHz]	Channel	Detector	Conducted Power [dBm]			Conducted Power Limit [dBm]	Conducted Power Margin [dB]	Directional Ant. Gain [dBi]	Max e.i.r.p. [dBm]	Max e.i.r.p. Limit [dBm]	e.i.r.p. Margin [dB]
				ANT1	ANT2	MIMO						
	5180	36	AVG	12.07	11.87	14.98	23.98	-9.00	-4.79	10.19	23.01	-12.82
	5200	40	AVG	17.83	17.56	20.71	23.98	-3.27	-4.92	15.79	23.01	-7.22
	5220	44	AVG	17.80	17.68	20.75	23.98	-3.23	-4.64	16.11	23.01	-6.90
	5240	48	AVG	17.91	17.70	20.82	23.98	-3.16	-4.64	16.18	23.01	-6.83
	5260	52	AVG	17.53	17.77	20.66	23.98	-3.32	-4.61	16.05	30.00	-13.95
	5280	56	AVG	17.63	17.64	20.65	23.98	-3.33	-4.61	16.03	30.00	-13.97
	5300	60	AVG	17.67	17.61	20.65	23.98	-3.33	-4.53	16.12	30.00	-13.88
	5320	64	AVG	13.09	12.57	15.85	23.98	-8.13	-4.53	11.32	30.00	-18.68
	5500	100	AVG	17.93	17.68	20.82	23.98	-3.16	-4.61	16.20	30.00	-13.80
	5600	120	AVG	17.89	17.81	20.86	23.98	-3.12	-4.61	16.25	-	-
	5620	124	AVG	17.86	17.72	20.80	23.98	-3.18	-4.61	16.19	-	-
	5720	144	AVG	17.98	17.88	20.94	23.98	-3.04	-4.61	16.33	30.00	-13.67
	5745	149	AVG	17.89	17.71	20.81	30.00	-9.19	-5.02	15.79	-	-
	5785	157	AVG	17.97	17.75	20.87	30.00	-9.13	-4.70	16.17	-	-
	5825	165	AVG	17.81	17.89	20.86	30.00	-9.14	-4.49	16.37	-	-

Table 7-14. MIMO 20MHz BW 802.11ac (UNII) Maximum Conducted Output Power

5GHz (40MHz Bandwidth)	Freq [MHz]	Channel	Detector	Conducted Power [dBm]			Conducted Power Limit [dBm]	Conducted Power Margin [dB]	Directional Ant. Gain [dBi]	Max e.i.r.p. [dBm]	Max e.i.r.p. Limit [dBm]	e.i.r.p. Margin [dB]
				ANT1	ANT2	MIMO						
	5190	38	AVG	9.90	9.96	12.94	23.98	-11.04	-4.75	8.19	23.01	-14.82
	5230	46	AVG	16.73	16.87	19.81	23.98	-4.17	-4.64	15.17	23.01	-7.84
	5270	54	AVG	16.54	16.71	19.64	23.98	-4.34	-4.61	15.02	30.00	-14.98
	5310	62	AVG	9.94	9.62	12.79	23.98	-11.19	-4.37	8.42	30.00	-21.58
	5510	102	AVG	16.76	16.84	19.81	23.98	-4.17	-4.61	15.20	30.00	-14.80
	5590	118	AVG	16.63	16.56	19.61	23.98	-4.37	-4.61	14.99	-	-
	5630	126	AVG	16.97	16.87	19.93	23.98	-4.05	-4.61	15.32	-	-
	5710	142	AVG	16.89	16.90	19.91	23.98	-4.07	-4.84	15.07	30.00	-14.93
	5755	151	AVG	16.98	16.71	19.86	30.00	-10.14	-4.09	15.76	-	-
	5795	159	AVG	16.78	16.79	19.80	30.00	-10.20	-4.49	15.31	-	-

Table 7-15. MIMO 40MHz BW 802.11n (UNII) Maximum Conducted Output Power

5GHz (40MHz Bandwidth)	Freq [MHz]	Channel	Detector	Conducted Power [dBm]			Conducted Power Limit [dBm]	Conducted Power Margin [dB]	Directional Ant. Gain [dBi]	Max e.i.r.p. [dBm]	Max e.i.r.p. Limit [dBm]	e.i.r.p. Margin [dB]
				ANT1	ANT2	MIMO						
	5190	38	AVG	9.54	9.86	12.71	23.98	-11.27	-4.75	7.96	23.01	-15.05
	5230	46	AVG	16.87	16.55	19.72	23.98	-4.26	-4.64	15.09	23.01	-7.92
	5270	54	AVG	16.71	16.71	19.72	23.98	-4.26	-4.61	15.11	30.00	-14.89
	5310	62	AVG	9.96	9.57	12.78	23.98	-11.20	-4.37	8.41	30.00	-21.59
	5510	102	AVG	16.84	16.76	19.81	23.98	-4.17	-4.61	15.20	30.00	-14.80
	5590	118	AVG	16.56	16.73	19.66	23.98	-4.32	-4.61	15.04	-	-
	5630	126	AVG	16.87	16.65	19.77	23.98	-4.21	-4.61	15.16	-	-
	5710	142	AVG	16.90	16.56	19.74	23.98	-4.24	-4.84	14.91	30.00	-15.09
	5755	151	AVG	16.71	16.91	19.82	30.00	-10.18	-4.09	15.73	-	-
	5795	159	AVG	16.79	16.98	19.90	30.00	-10.10	-4.49	15.41	-	-

Table 7-16. MIMO 40MHz BW 802.11ac (UNII) Maximum Conducted Output Power

5GHz (80MHz Bandwidth)	Freq [MHz]	Channel	Detector	Conducted Power [dBm]			Conducted Power Limit [dBm]	Conducted Power Margin [dB]	Directional Ant. Gain [dBi]	Max e.i.r.p. [dBm]	Max e.i.r.p. Limit [dBm]	e.i.r.p. Margin [dB]
				ANT1	ANT2	MIMO						
	5210	42	AVG	9.30	9.42	12.37	23.98	-11.61	-4.92	7.45	23.01	-15.56
	5290	58	AVG	9.46	9.42	12.45	23.98	-11.53	-4.61	7.84	30.00	-22.16
	5530	106	AVG	9.39	9.84	12.63	23.98	-11.35	-4.61	8.02	30.00	-21.98
	5690	138	AVG	15.71	15.76	18.75	23.98	-5.23	-4.61	14.13	30.00	-15.87
	5775	155	AVG	15.52	15.90	18.72	30.00	-11.28	-4.37	14.35	-	-

Table 7-17. MIMO 80MHz BW 802.11ac (UNII) Maximum Conducted Output Power

© 2019 PCTEST Engineering Laboratory, Inc. V 8.8 11/19/2018

All rights reserved. Unless otherwise specified, no part of this report may be reproduced or utilized in any part, form or by any means, electronic or mechanical, including photocopying and microfilm, without permission in writing from PCTEST Engineering Laboratory, Inc. If you have any questions about this international copyright or have an enquiry about obtaining additional rights to this report or assembly of contents thereof, please contact INFO@PCTEST.COM.

Note:

Per ANSI C63.10-2013 and KDB 662911 v02r01 Section E)1), the conducted powers at Antenna 1 and Antenna 2 were first measured separately during MIMO transmission as shown in the section above. The measured values were then summed in linear power units then converted back to dBm.

Per ANSI C63.10-2013 Section 14.4.3, the directional gain is calculated using the following formula, where G_N is the gain of the nth antenna and N_{ANT}, the total number of antennas used.

$$\text{Directional gain} = 10 \log[(10^{G_1/20} + 10^{G_2/20} + \ldots + 10^{G_N/20})^2 / N_{ANT}] \text{ dBi}$$

Sample MIMO Calculation:

At 5180MHz in 802.11n (20MHz BW) mode, the average conducted output power was measured to be 12.06 dBm for Antenna-1 and 12.06 dBm for Antenna-2.

Antenna 1 + Antenna 2 = MIMO

(12.06 dBm + 11.84 dBm) = (16.07 mW + 15.28 mW) = 32.14 mW = 14.96 dBm

Sample MIMO e.i.r.p. Calculation:

At 5180MHz in 802.11n (20MHz BW) mode, the average MIMO conducted power was calculated to be 12.06 dBm with directional gain of -4.79 dBi.

e.i.r.p. (dBm) = Conducted Power (dBm) + Ant gain (dBi)

14.96dBm + -4.79 dBi = 10.17 dBm

© 2019 PCTEST Engineering Laboratory, Inc. V 8.8 11/19/2018

All rights reserved. Unless otherwise specified, no part of this report may be reproduced or utilized in any part, form or by any means, electronic or mechanical, including photocopying and microfilm, without permission in writing from PCTEST Engineering Laboratory, Inc. If you have any questions about this international copyright or have an enquiry about obtaining additional rights to this report or assembly of contents thereof, please contact INFO@PCTEST.COM.

7.5 Maximum Power Spectral Density – 802.11a/n/ac/ax

§15.407(a.1.iv) §15.407(a.2) §15.407(a.3); RSS-247 [6.2]

Test Overview and Limit

The spectrum analyzer was connected to the antenna terminal while the EUT was operating at its maximum duty cycle, at its maximum power control level, as defined in ANSI C63.10-2013 and KDB 789033 D02 v02r01, and at the appropriate frequencies. Method SA-1, as defined in ANSI C63.10-2013 and KDB 789033 D02 v02r01, was used to measure the power spectral density.

In the 5.15 – 5.25GHz, 5.25 – 5.35GHz, 5.47 – 5.725GHz bands, the maximum permissible power spectral density is 11dBm/MHz.

In the 5.725 – 5.850GHz band, the maximum permissible power spectral density is 30dBm/500kHz.

Test Procedure Used

ANSI C63.10-2013 – Section 12.3.2.2
KDB 789033 D02 v02r01 – Section F
ANSI C63.10-2013 – Section 14.3.2.2 Measure-and-Sum Technique
KDB 662911 v02r01 – Section E)2) Measure-and-Sum Technique

Test Settings

1. Analyzer was set to the center frequency of the UNII channel under investigation
2. Span was set to encompass the entire emission bandwidth of the signal
3. RBW = 1MHz
4. VBW = 3MHz
5. Number of sweep points ≥ 2 x (span/RBW)
6. Sweep time = auto
7. Detector = power averaging (RMS)
8. Trigger was set to free run for all modes
9. Trace was averaged over 100 sweeps
10. The peak search function of the spectrum analyzer was used to find the peak of the spectrum.

Test Setup

The EUT and measurement equipment were set up as shown in the diagram below.

Figure 7-4. Test Instrument & Measurement Setup

Test Notes

None

© 2019 PCTEST Engineering Laboratory, Inc. V 8.8 11/19/2018
All rights reserved. Unless otherwise specified, no part of this report may be reproduced or utilized in any part, form or by any means, electronic or mechanical, including photocopying and microfilm, without permission in writing from PCTEST Engineering Laboratory, Inc. If you have any questions about this international copyright or have an enquiry about obtaining additional rights to this report or assembly of contents thereof, please contact INFO@PCTEST.COM.

SISO Antenna-1 Power Spectral Density Measurements

	Frequency [MHz]	Channel No.	802.11 Mode	Data Rate [Mbps]	Measured Power Density [dBm]	Max Power Density [dBm/MHz]	Margin [dB]
Band 1	5180	36	a	6	6.22	11.0	-4.78
	5200	40	a	6	6.41	11.0	-4.60
	5240	48	a	6	6.23	11.0	-4.77
	5180	36	n (20MHz)	6.5/7.2 (MCS0)	4.93	11.0	-6.07
	5200	40	n (20MHz)	6.5/7.2 (MCS0)	5.64	11.0	-5.36
	5240	48	n (20MHz)	6.5/7.2 (MCS0)	5.84	11.0	-5.16
	5180	36	ax (20MHz)	6.5/7.2 (MCS0)	2.55	11.0	-8.45
	5200	40	ax (20MHz)	6.5/7.2 (MCS0)	3.18	11.0	-7.82
	5240	48	ax (20MHz)	6.5/7.2 (MCS0)	3.35	11.0	-7.65
	5190	38	n (40MHz)	13.5/15 (MCS0)	2.45	11.0	-8.55
	5230	46	n (40MHz)	13.5/15 (MCS0)	2.68	11.0	-8.32
	5190	38	ax (40MHz)	13.5/15 (MCS0)	-0.95	11.0	-11.95
	5230	46	ax (40MHz)	13.5/15 (MCS0)	-0.69	11.0	-11.69
	5210	42	ac (80MHz)	29.3/32.5 (MCS0)	-1.81	11.0	-12.81
	5210	42	ax (80MHz)	29.3/32.5 (MCS0)	-4.18	11.0	-15.18
Band 2A	5260	52	a	6	6.13	11.0	-4.87
	5280	56	a	6	6.06	11.0	-4.94
	5320	64	a	6	6.25	11.0	-4.76
	5260	52	n (20MHz)	6.5/7.2 (MCS0)	6.27	11.0	-4.73
	5280	56	n (20MHz)	6.5/7.2 (MCS0)	5.94	11.0	-5.06
	5320	64	n (20MHz)	6.5/7.2 (MCS0)	5.81	11.0	-5.19
	5260	52	ax (20MHz)	6.5/7.2 (MCS0)	3.71	11.0	-7.29
	5280	56	ax (20MHz)	6.5/7.2 (MCS0)	3.91	11.0	-7.09
	5320	64	ax (20MHz)	6.5/7.2 (MCS0)	4.59	11.0	-6.41
	5270	54	n (40MHz)	13.5/15 (MCS0)	2.31	11.0	-8.69
	5310	62	n (40MHz)	13.5/15 (MCS0)	2.89	11.0	-8.11
	5270	54	ax (40MHz)	13.5/15 (MCS0)	-0.68	11.0	-11.68
	5310	62	ax (40MHz)	13.5/15 (MCS0)	-0.54	11.0	-11.54
	5290	58	ac (80MHz)	29.3/32.5 (MCS0)	-2.03	11.0	-13.03
	5290	58	ax (80MHz)	29.3/32.5 (MCS0)	-3.62	11.0	-14.62
Band 2C	5500	100	a	6	5.74	11.0	-5.26
	5600	120	a	6	5.19	11.0	-5.81
	5720	144	a	6	5.87	11.0	-5.13
	5500	100	n (20MHz)	6.5/7.2 (MCS0)	5.60	11.0	-5.40
	5600	120	n (20MHz)	6.5/7.2 (MCS0)	5.48	11.0	-5.52
	5720	144	n (20MHz)	6.5/7.2 (MCS0)	5.61	11.0	-5.39
	5500	100	ax (20MHz)	6.5/7.2 (MCS0)	4.88	11.0	-6.12
	5600	120	ax (20MHz)	6.5/7.2 (MCS0)	4.78	11.0	-6.22
	5720	144	ax (20MHz)	6.5/7.2 (MCS0)	4.49	11.0	-6.51
	5510	102	n (40MHz)	13.5/15 (MCS0)	2.05	11.0	-8.95
	5590	118	n (40MHz)	13.5/15 (MCS0)	1.39	11.0	-9.61
	5710	142	n (40MHz)	13.5/15 (MCS0)	1.47	11.0	-9.53
	5510	102	ax (40MHz)	13.5/15 (MCS0)	-0.53	11.0	-11.53
	5590	118	ax (40MHz)	13.5/15 (MCS0)	-0.20	11.0	-11.20
	5710	142	ax (40MHz)	29.3/32.5 (MCS0)	-0.11	11.0	-11.11
	5530	106	ac (80MHz)	29.3/32.5 (MCS0)	-2.41	11.0	-13.41
	5610	122	ac (80MHz)	29.3/32.5 (MCS0)	-2.57	11.0	-13.57
	5690	138	ac (80MHz)	29.3/32.5 (MCS0)	-2.77	11.0	-13.77
	5530	106	ax (80MHz)	29.3/32.5 (MCS0)	-4.35	11.0	-15.35
	5610	122	ax (80MHz)	29.3/32.5 (MCS0)	-4.29	11.0	-15.29
	5690	138	ax (80MHz)	29.3/32.5 (MCS0)	-1.50	11.0	-12.50

Table 7-18. Bands 1, 2A, 2C Conducted Power Spectral Density Measurements SISO ANT1

© 2019 PCTEST Engineering Laboratory, Inc. V 8.8 11/19/2018

All rights reserved. Unless otherwise specified, no part of this report may be reproduced or utilized in any part, form or by any means, electronic or mechanical, including photocopying and microfilm, without permission in writing from PCTEST Engineering Laboratory, Inc. If you have any questions about this international copyright or have an enquiry about obtaining additional rights to this report or assembly of contents thereof, please contact INFO@PCTEST.COM.

	Frequency [MHz]	Channel No.	802.11 Mode	Data Rate [Mbps]	Measured Power Density [dBm]	Antenna Gain [dBi]	e.i.r.p. Power Density [dBm/MHz]	ISED Max e.i.r.p. Power Density [dBm/MHz]	Margin [dB]
Band 1	5180	36	a	6	6.22	-7.25	-1.03	10.0	-11.03
	5200	40	a	6	6.41	-7.55	-1.15	10.0	-11.15
	5240	48	a	6	6.23	-7.33	-1.10	10.0	-11.10
	5180	36	n (20MHz)	6.5/7.2 (MCS0)	4.93	-7.25	-2.32	10.0	-12.32
	5200	40	n (20MHz)	6.5/7.2 (MCS0)	5.64	-7.55	-1.91	10.0	-11.91
	5240	48	n (20MHz)	6.5/7.2 (MCS0)	5.84	-7.33	-1.49	10.0	-11.49
	5180	36	ax (20MHz)	6.5/7.2 (MCS0)	3.18	-7.25	-4.07	10.0	-14.07
	5200	40	ax (20MHz)	6.5/7.2 (MCS0)	3.35	-7.55	-4.20	10.0	-14.20
	5240	48	ax (20MHz)	6.5/7.2 (MCS0)	2.45	-7.33	-4.88	10.0	-14.88
	5230	46	n (40MHz)	13.5/15 (MCS0)	2.68	-7.25	-4.57	12.0	-16.57
	5190	38	ax (40MHz)	13.5/15 (MCS0)	-0.95	-7.55	-8.50	13.0	-21.50
	5230	46	ax (40MHz)	13.5/15 (MCS0)	-0.69	-7.33	-8.02	14.0	-22.02
	5210	42	ac (80MHz)	29.3/32.5 (MCS0)	-1.81	-7.55	-9.36	15.0	-24.36
	5210	42	ax (80MHz)	29.3/32.5 (MCS0)	-4.18	-7.55	-11.73	16.0	-27.73

Table 7-19. Band 1 e.i.r.p. Conducted Power Spectral Density Measurements (ISED) SISO ANT1

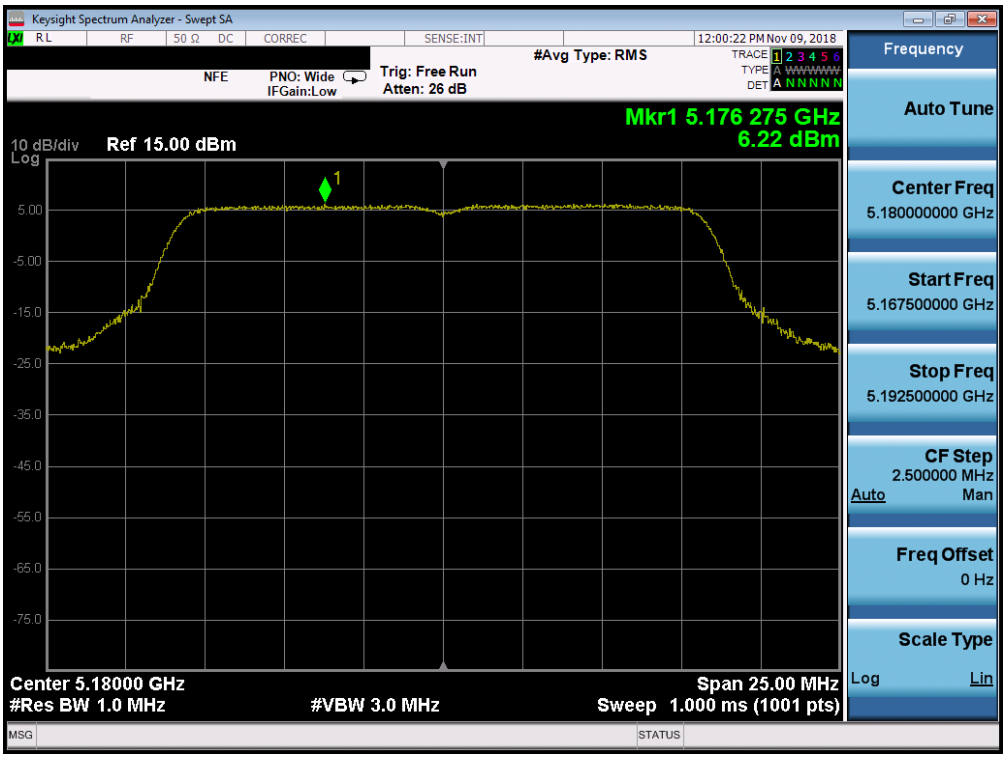

Plot 7-133. Power Spectral Density Plot SISO ANT1 (802.11a (UNII Band 1) – Ch. 36)

© 2019 PCTEST Engineering Laboratory, Inc. V 8.8 11/19/2018
All rights reserved. Unless otherwise specified, no part of this report may be reproduced or utilized in any part, form or by any means, electronic or mechanical, including photocopying and microfilm, without permission in writing from PCTEST Engineering Laboratory, Inc. If you have any questions about this international copyright or have an enquiry about obtaining additional rights to this report or assembly of contents thereof, please contact INFO@PCTEST.COM.

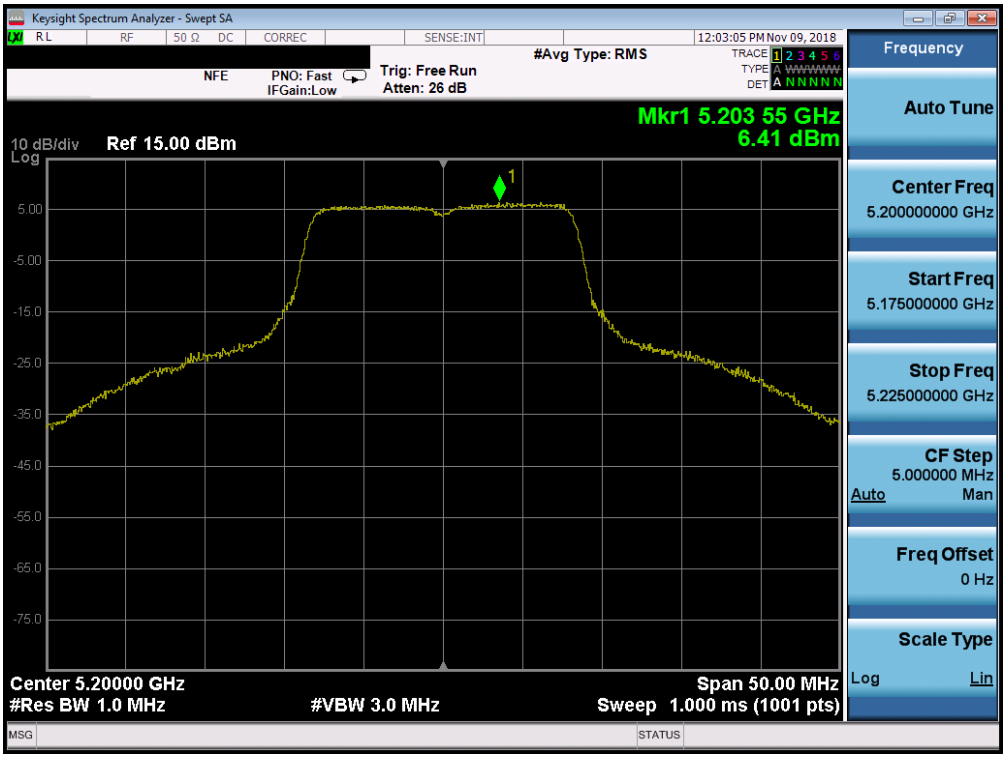

Plot 7-134. Power Spectral Density Plot SISO ANT1 (802.11a (UNII Band 1) – Ch. 40)

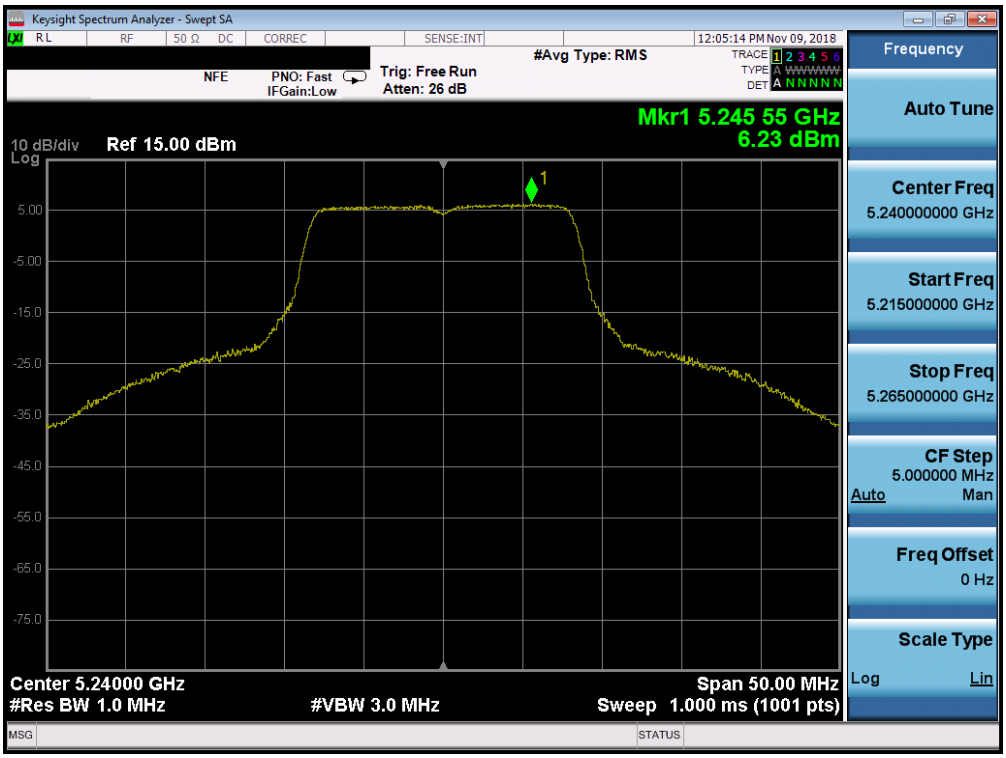

Plot 7-135. Power Spectral Density Plot SISO ANT1 (802.11a (UNII Band 1) – Ch. 48)

© 2019 PCTEST Engineering Laboratory, Inc. V 8.8 11/19/2018
All rights reserved. Unless otherwise specified, no part of this report may be reproduced or utilized in any part, form or by any means, electronic or mechanical, including photocopying and microfilm, without permission in writing from PCTEST Engineering Laboratory, Inc. If you have any questions about this international copyright or have an enquiry about obtaining additional rights to this report or assembly of contents thereof, please contact INFO@PCTEST.COM.

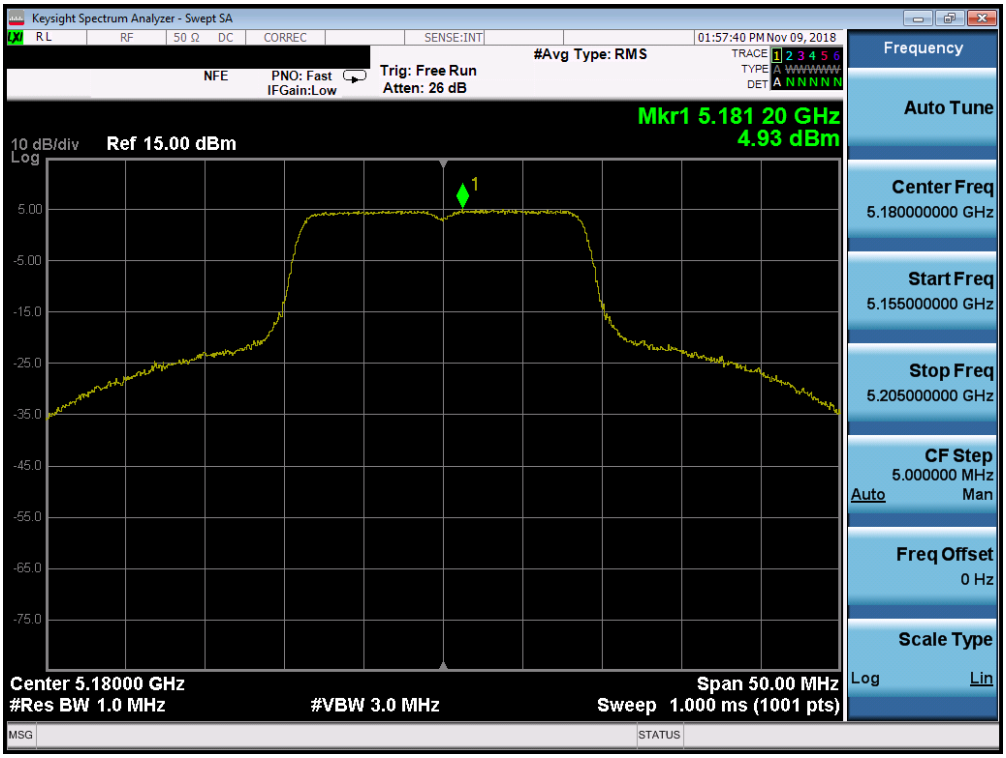

Plot 7-136. Power Spectral Density Plot SISO ANT1 (20MHz BW 802.11n (UNII Band 1) – Ch. 36)

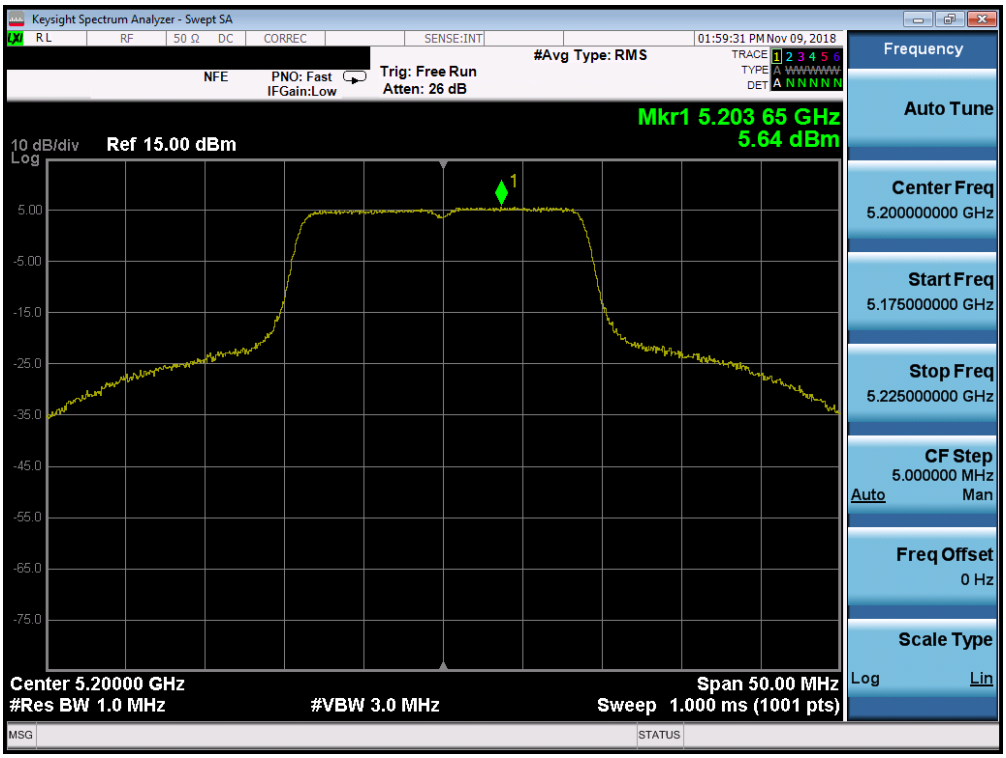

Plot 7-137. Power Spectral Density Plot SISO ANT1 (20MHz BW 802.11n (UNII Band 1) – Ch. 40)

© 2019 PCTEST Engineering Laboratory, Inc. V 8.8 11/19/2018
All rights reserved. Unless otherwise specified, no part of this report may be reproduced or utilized in any part, form or by any means, electronic or mechanical, including photocopying and microfilm, without permission in writing from PCTEST Engineering Laboratory, Inc. If you have any questions about this international copyright or have an enquiry about obtaining additional rights to this report or assembly of contents thereof, please contact INFO@PCTEST.COM.

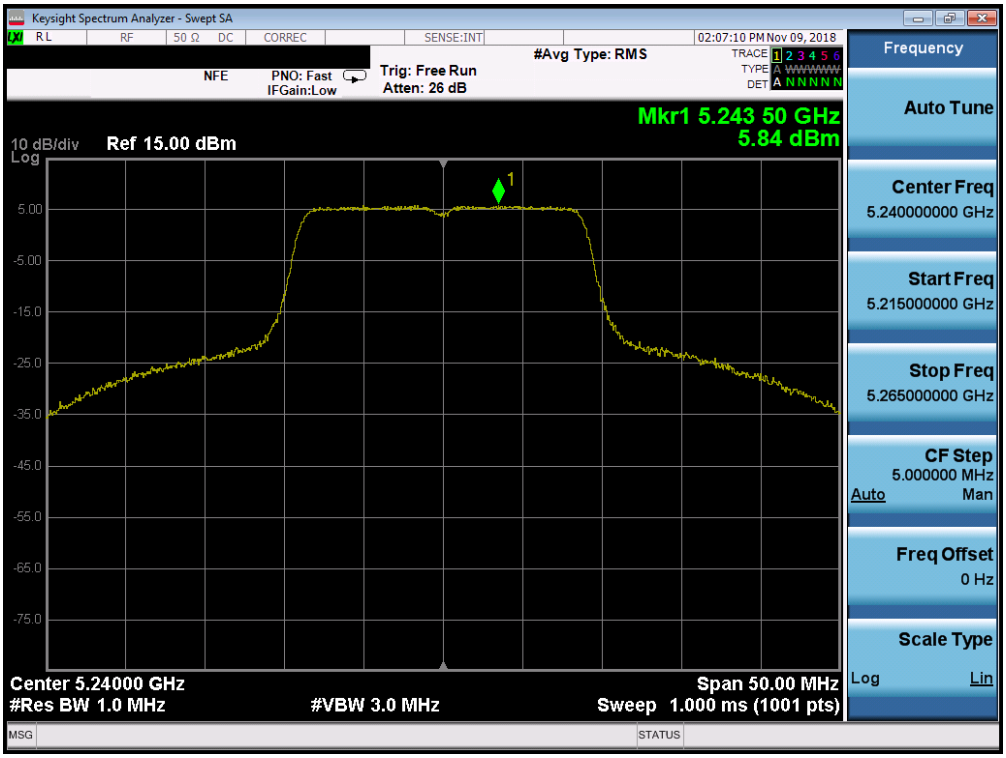

Plot 7-138. Power Spectral Density Plot SISO ANT1 (20MHz BW 802.11n (UNII Band 1) – Ch. 48)

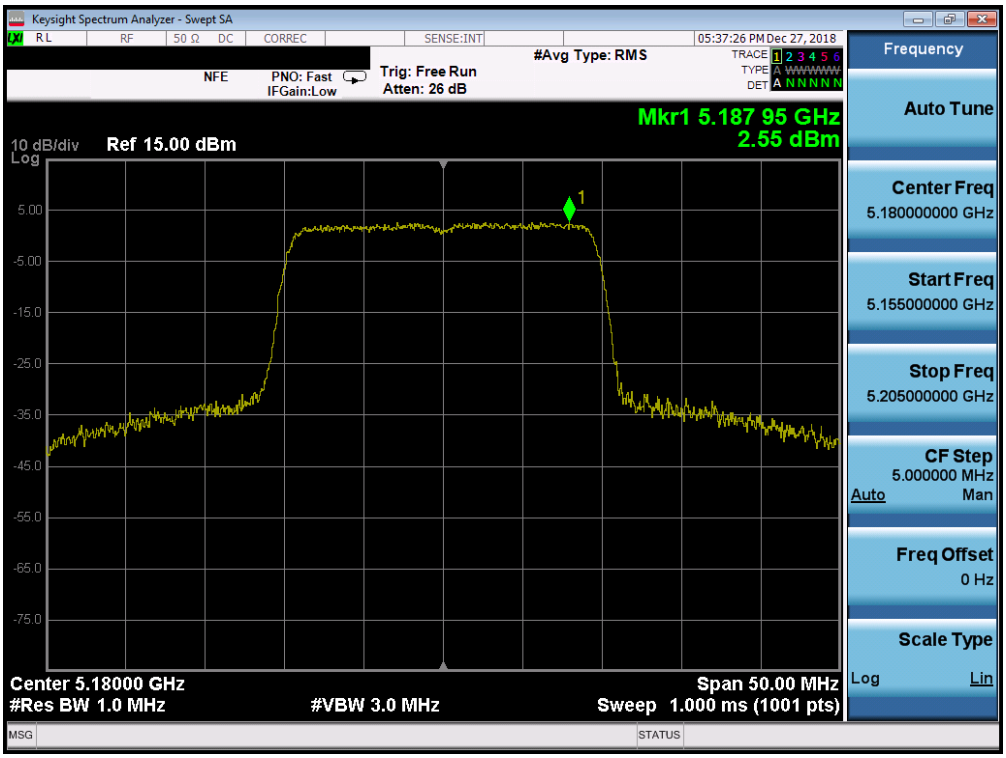

Plot 7-139. Power Spectral Density Plot SISO ANT1 (20MHz BW 802.11ax (UNII Band 1) – Ch. 36)

© 2019 PCTEST Engineering Laboratory, Inc. V 8.8 11/19/2018
All rights reserved. Unless otherwise specified, no part of this report may be reproduced or utilized in any part, form or by any means, electronic or mechanical, including photocopying and microfilm, without permission in writing from PCTEST Engineering Laboratory, Inc. If you have any questions about this international copyright or have an enquiry about obtaining additional rights to this report or assembly of contents thereof, please contact INFO@PCTEST.COM.

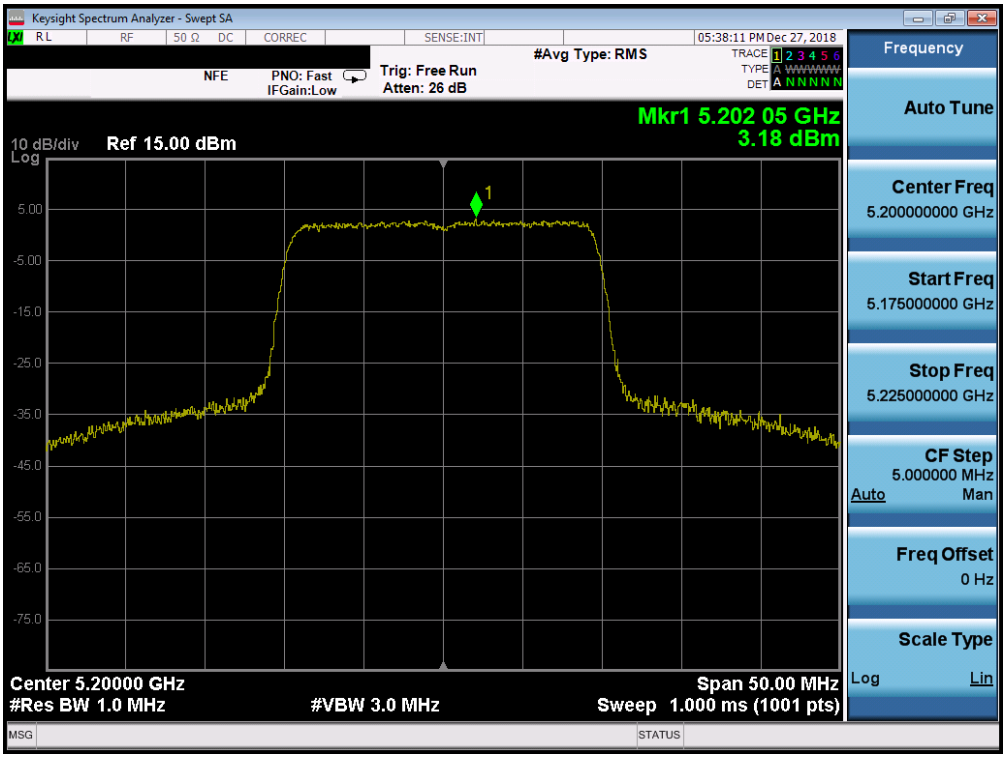

Plot 7-140. Power Spectral Density Plot SISO ANT1 (20MHz BW 802.11ax (UNII Band 1) – Ch. 40)

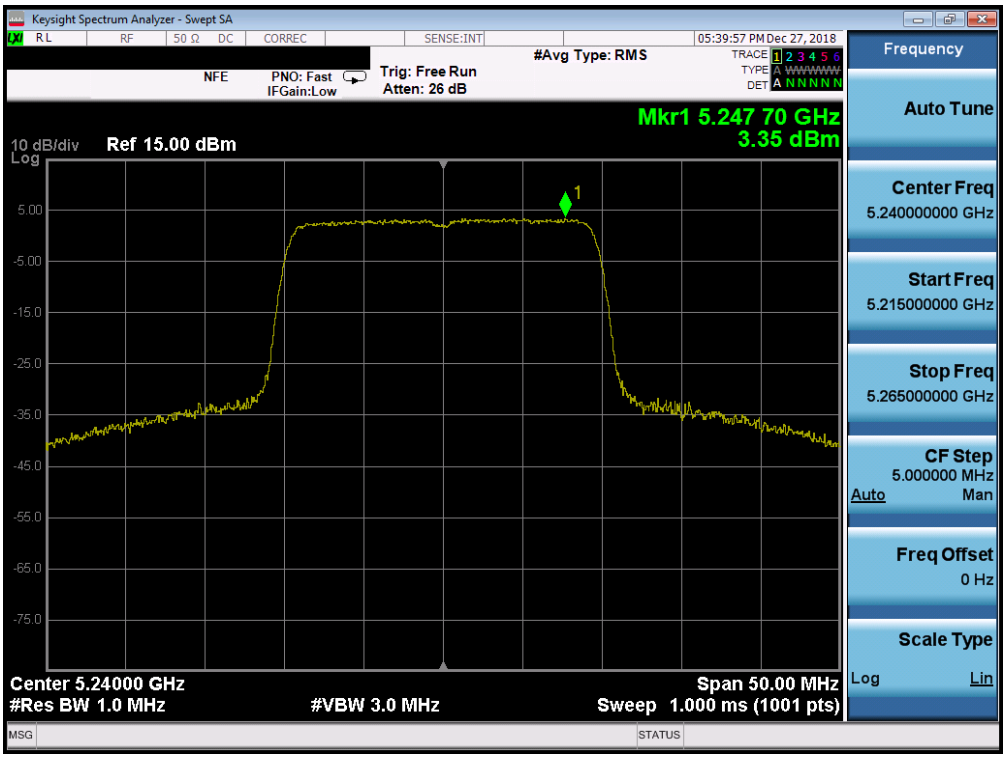

Plot 7-141. Power Spectral Density Plot SISO ANT1 (20MHz BW 802.11ax (UNII Band 1) – Ch. 48)

© 2019 PCTEST Engineering Laboratory, Inc. V 8.8 11/19/2018
All rights reserved. Unless otherwise specified, no part of this report may be reproduced or utilized in any part, form or by any means, electronic or mechanical, including photocopying and microfilm, without permission in writing from PCTEST Engineering Laboratory, Inc. If you have any questions about this international copyright or have an enquiry about obtaining additional rights to this report or assembly of contents thereof, please contact INFO@PCTEST.COM.

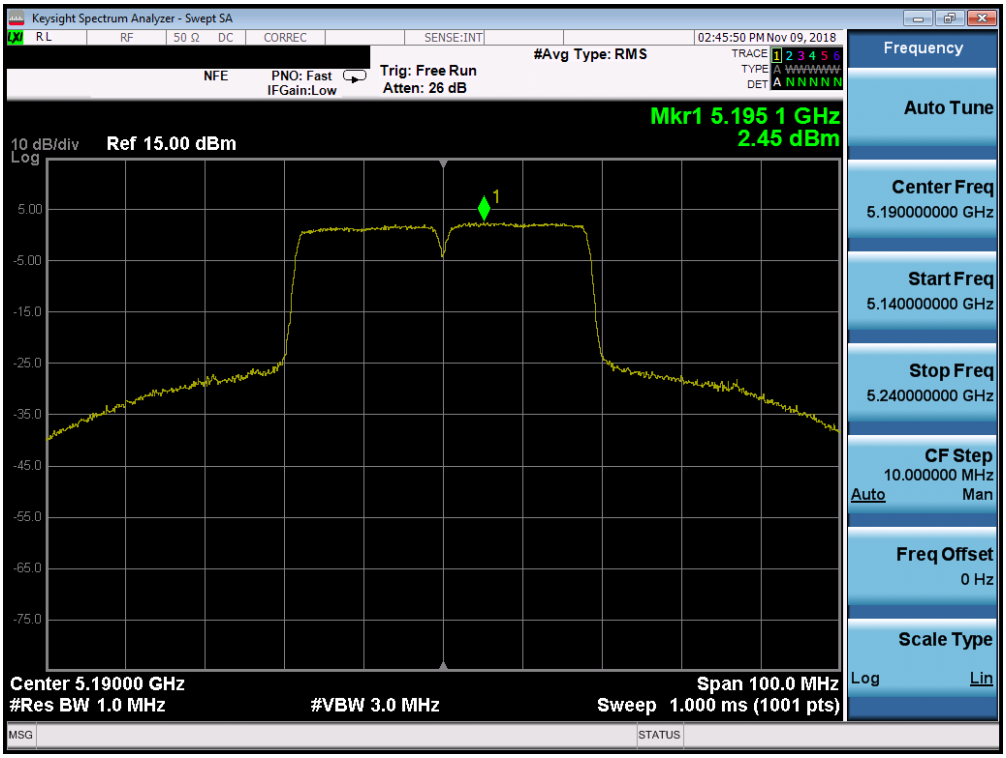

Plot 7-142. Power Spectral Density Plot SISO ANT1 (40MHz BW 802.11n (UNII Band 1) – Ch. 38)

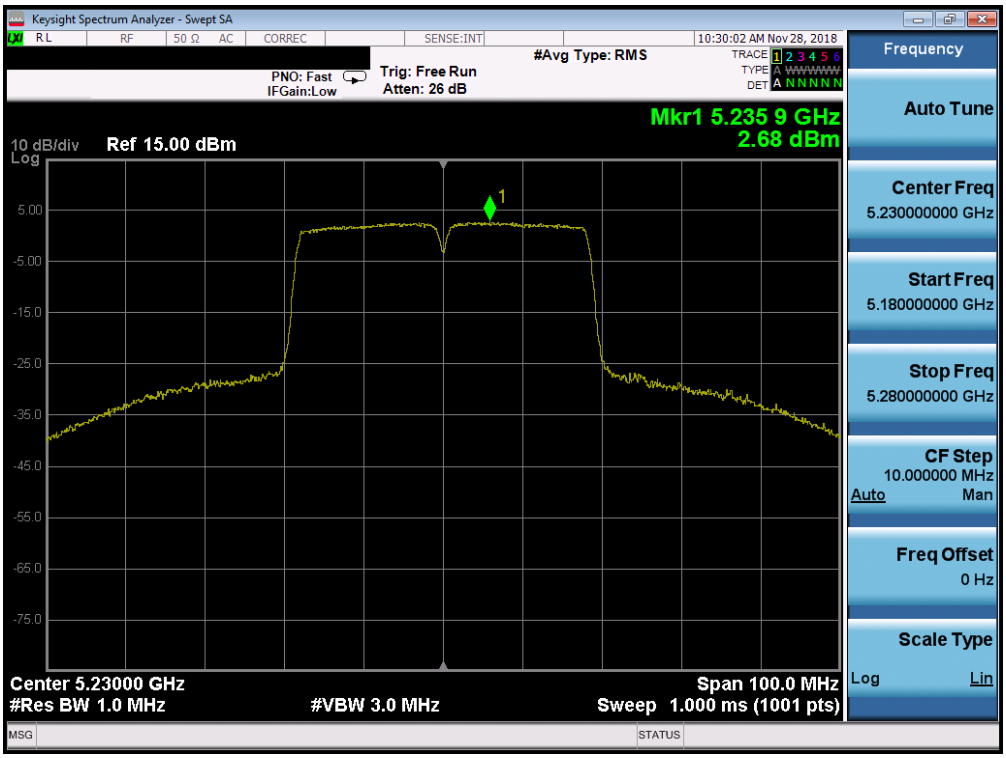

Plot 7-143. Power Spectral Density Plot SISO ANT1 (40MHz BW 802.11n (UNII Band 1) – Ch. 46)

© 2019 PCTEST Engineering Laboratory, Inc. V 8.8 11/19/2018
All rights reserved. Unless otherwise specified, no part of this report may be reproduced or utilized in any part, form or by any means, electronic or mechanical, including photocopying and microfilm, without permission in writing from PCTEST Engineering Laboratory, Inc. If you have any questions about this international copyright or have an enquiry about obtaining additional rights to this report or assembly of contents thereof, please contact INFO@PCTEST.COM.

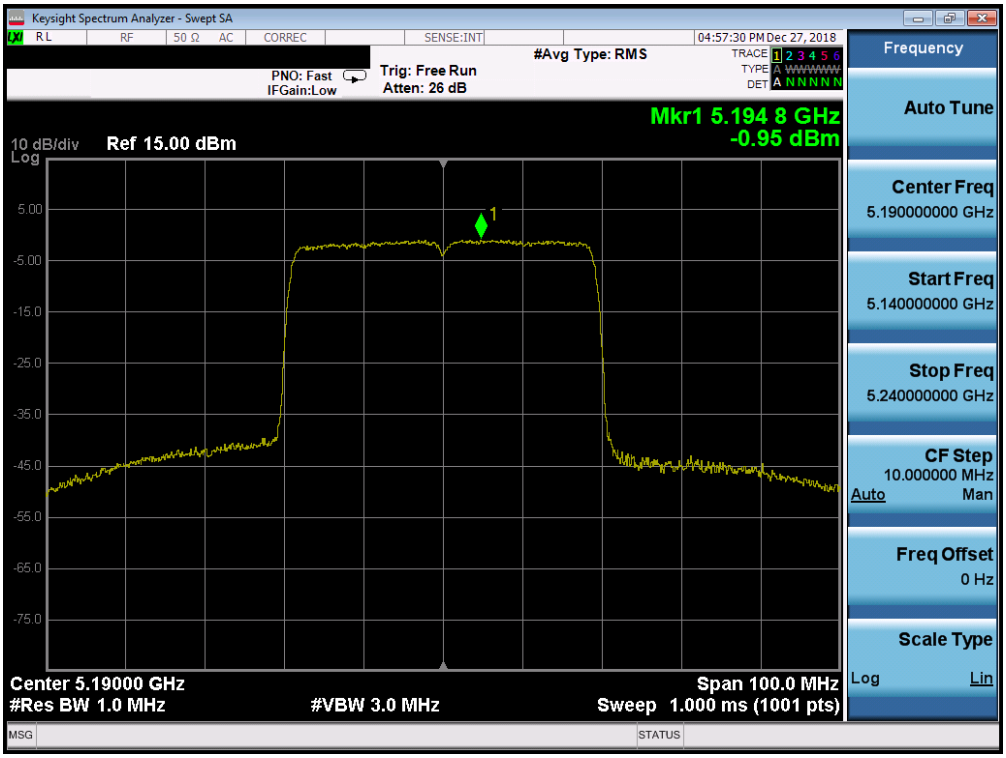

Plot 7-144. Power Spectral Density Plot SISO ANT1 (40MHz BW 802.11ax (UNII Band 1) – Ch. 38)

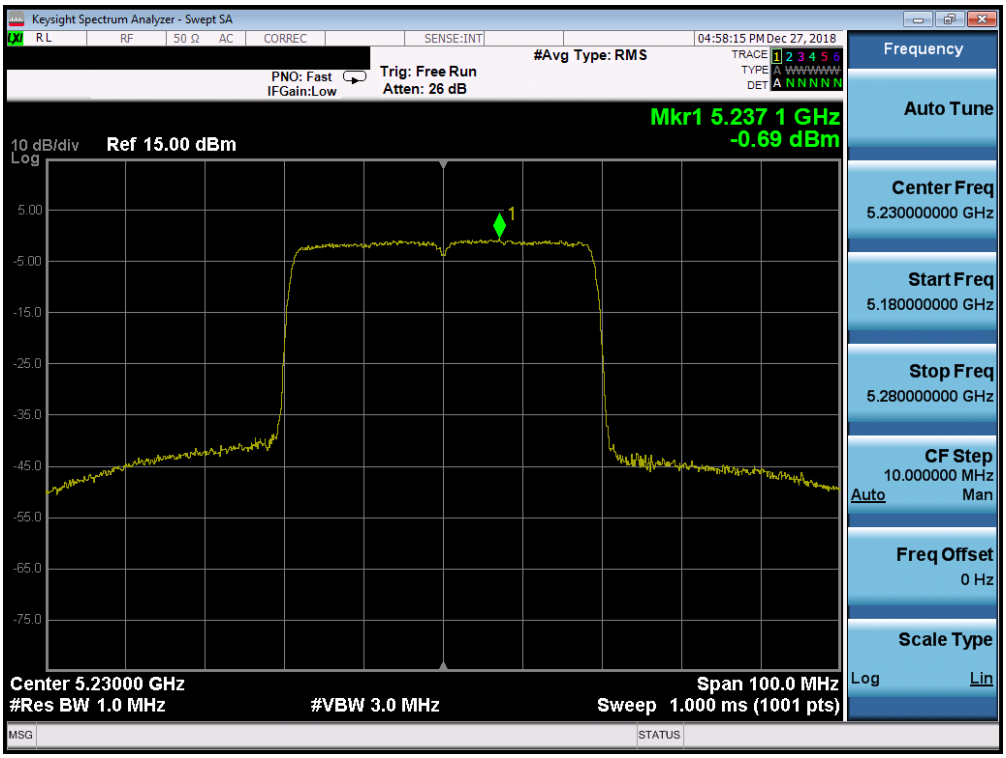

Plot 7-145. Power Spectral Density Plot SISO ANT1 (40MHz BW 802.11ax (UNII Band 1) – Ch. 46)

© 2019 PCTEST Engineering Laboratory, Inc. V 8.8 11/19/2018
All rights reserved. Unless otherwise specified, no part of this report may be reproduced or utilized in any part, form or by any means, electronic or mechanical, including photocopying and microfilm, without permission in writing from PCTEST Engineering Laboratory, Inc. If you have any questions about this international copyright or have an enquiry about obtaining additional rights to this report or assembly of contents thereof, please contact INFO@PCTEST.COM.

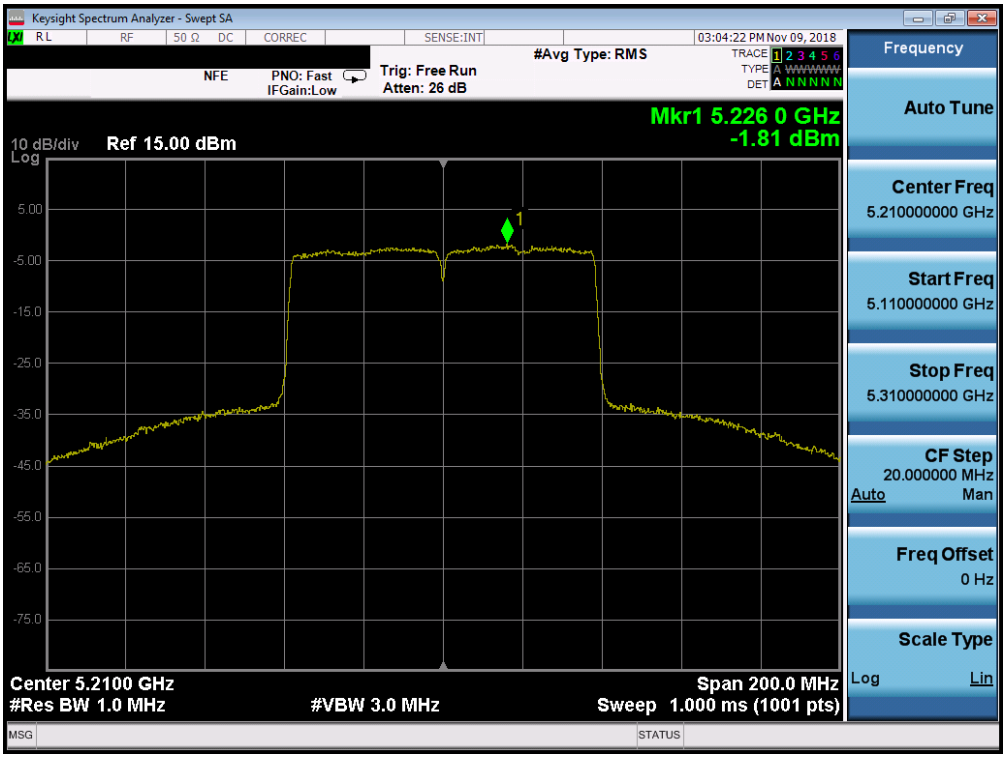

Plot 7-146. Power Spectral Density Plot SISO ANT1 (80MHz BW 802.11ac (UNII Band 1) – Ch. 42)

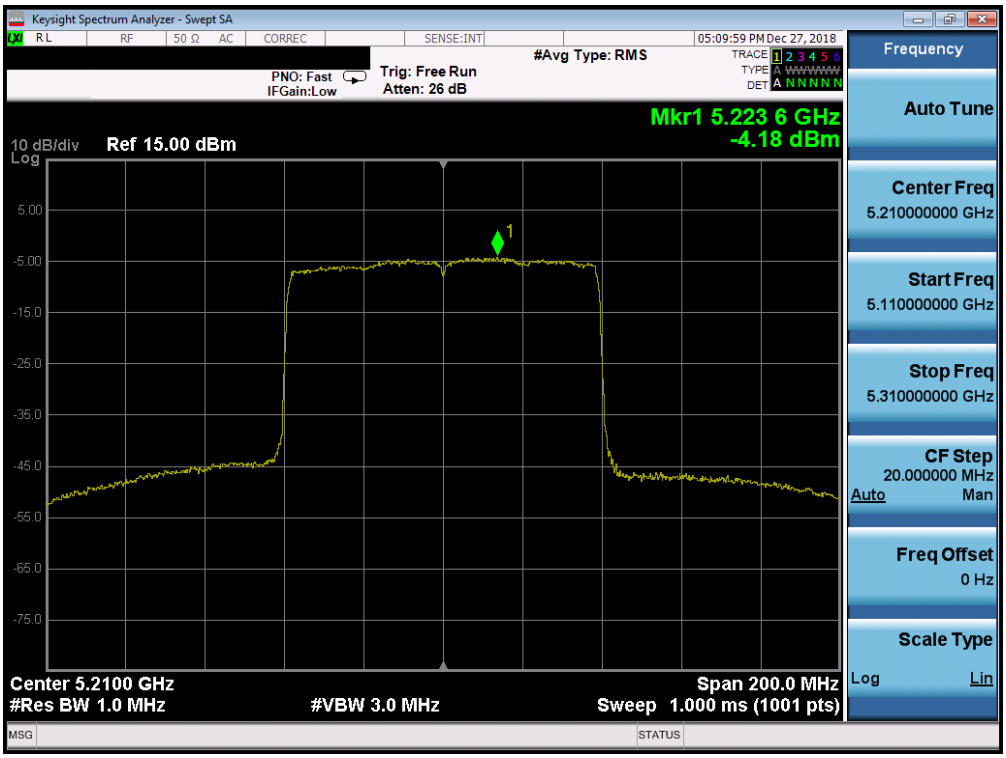

Plot 7-147. Power Spectral Density Plot SISO ANT1 (80MHz BW 802.11ax (UNII Band 1) – Ch. 42)

© 2019 PCTEST Engineering Laboratory, Inc. V 8.8 11/19/2018
All rights reserved. Unless otherwise specified, no part of this report may be reproduced or utilized in any part, form or by any means, electronic or mechanical, including photocopying and microfilm, without permission in writing from PCTEST Engineering Laboratory, Inc. If you have any questions about this international copyright or have an enquiry about obtaining additional rights to this report or assembly of contents thereof, please contact INFO@PCTEST.COM.

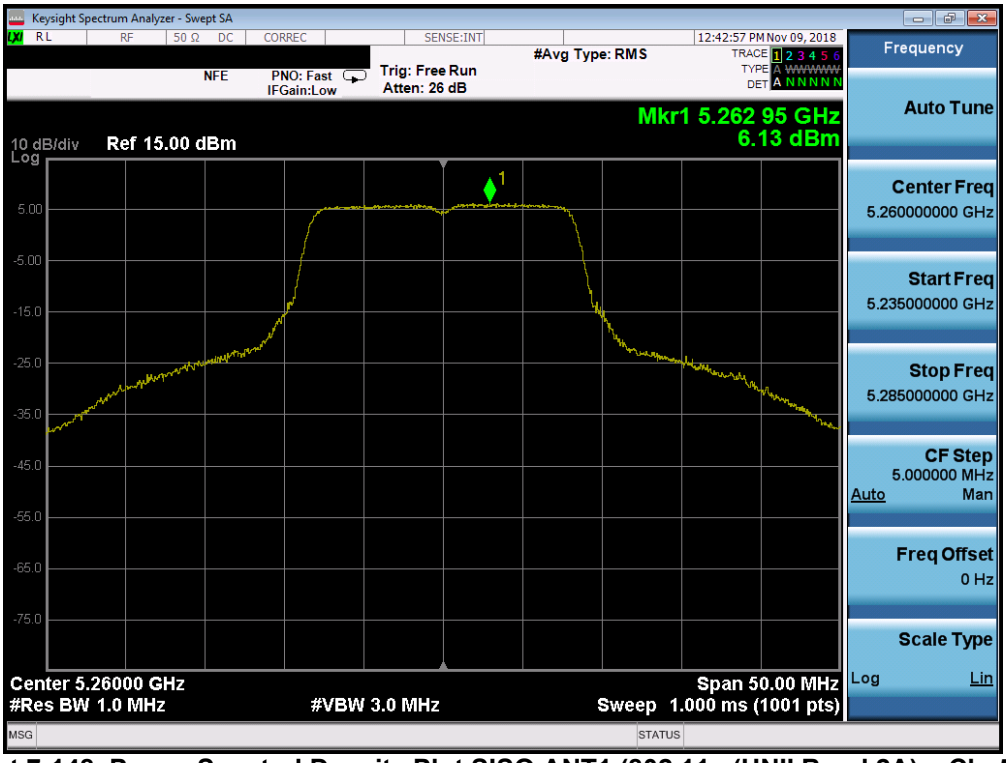

Plot 7-148. Power Spectral Density Plot SISO ANT1 (802.11a (UNII Band 2A) – Ch. 52)

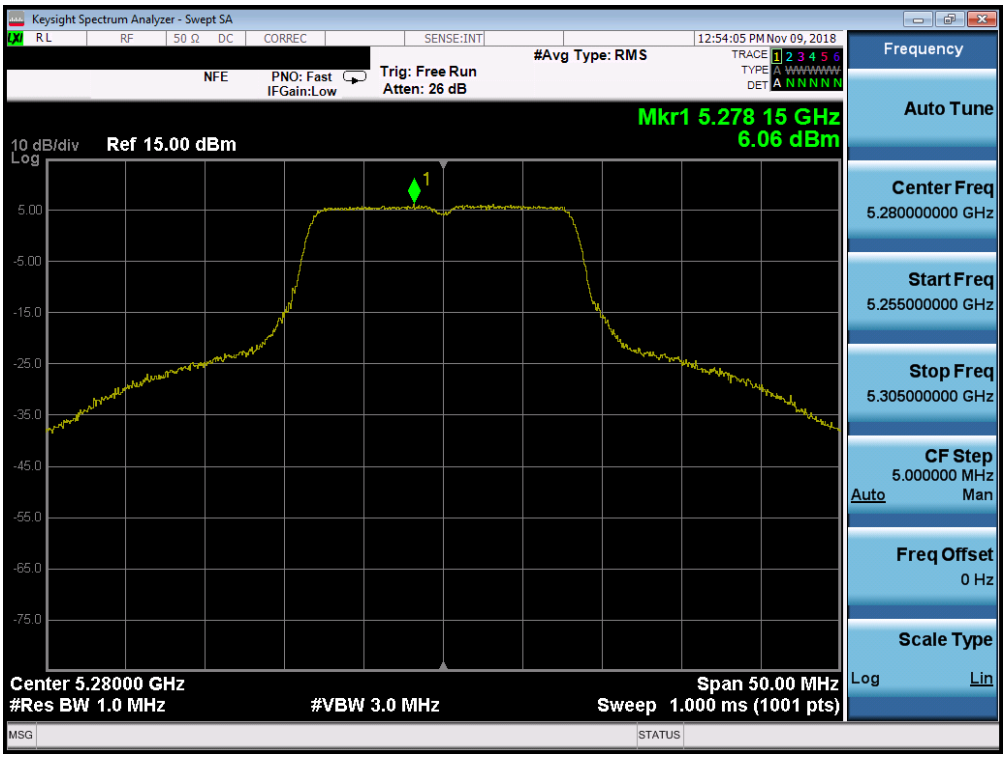

Plot 7-149. Power Spectral Density Plot SISO ANT1 (802.11a (UNII Band 2A) – Ch. 56)

© 2019 PCTEST Engineering Laboratory, Inc. V 8.8 11/19/2018
All rights reserved. Unless otherwise specified, no part of this report may be reproduced or utilized in any part, form or by any means, electronic or mechanical, including photocopying and microfilm, without permission in writing from PCTEST Engineering Laboratory, Inc. If you have any questions about this international copyright or have an enquiry about obtaining additional rights to this report or assembly of contents thereof, please contact INFO@PCTEST.COM.

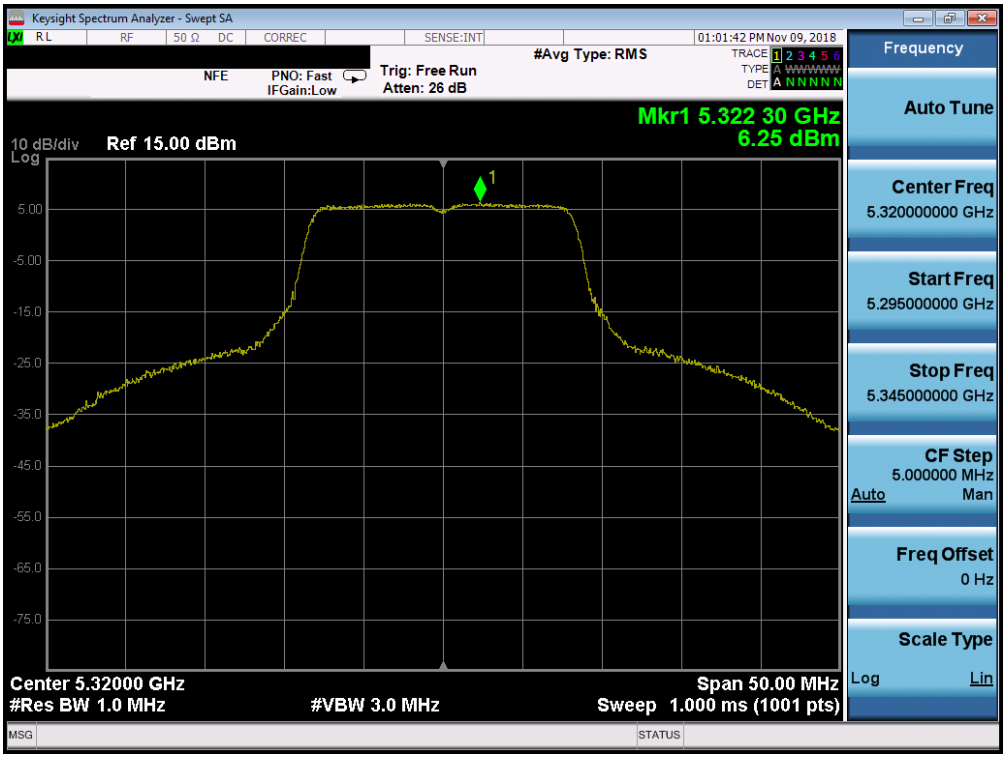

Plot 7-150. Power Spectral Density Plot SISO ANT1 (802.11a (UNII Band 2A) – Ch. 64)

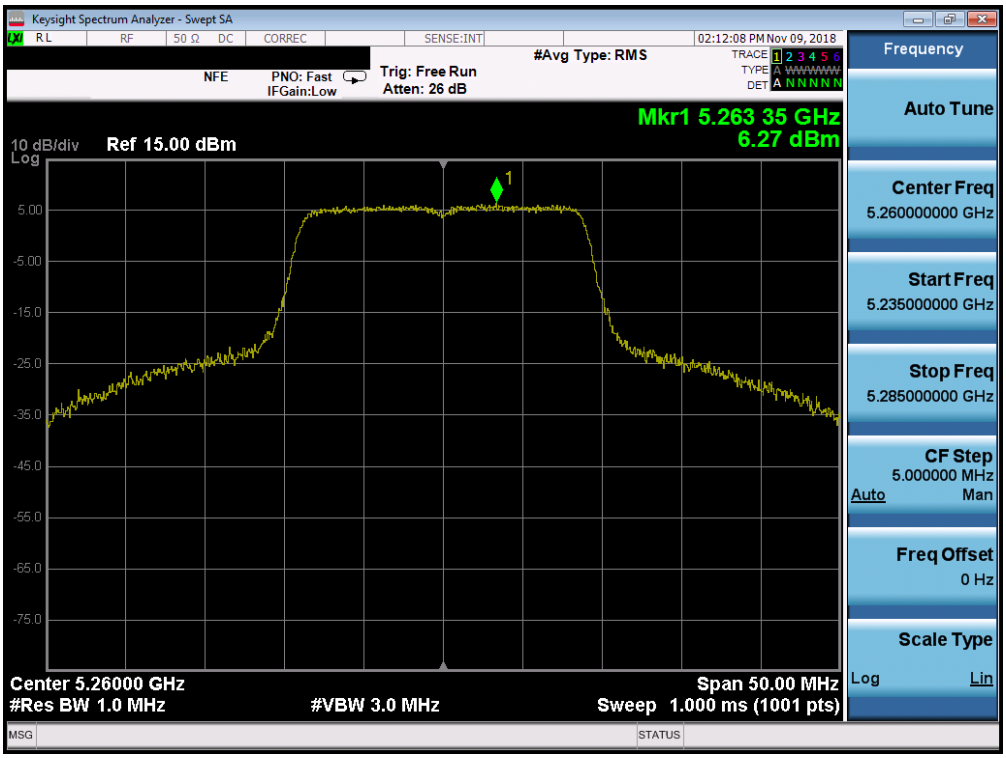

Plot 7-151. Power Spectral Density Plot SISO ANT1 (20MHz BW 802.11n (UNII Band 2A) – Ch. 52)

© 2019 PCTEST Engineering Laboratory, Inc. V 8.8 11/19/2018
All rights reserved. Unless otherwise specified, no part of this report may be reproduced or utilized in any part, form or by any means, electronic or mechanical, including photocopying and microfilm, without permission in writing from PCTEST Engineering Laboratory, Inc. If you have any questions about this international copyright or have an enquiry about obtaining additional rights to this report or assembly of contents thereof, please contact INFO@PCTEST.COM.

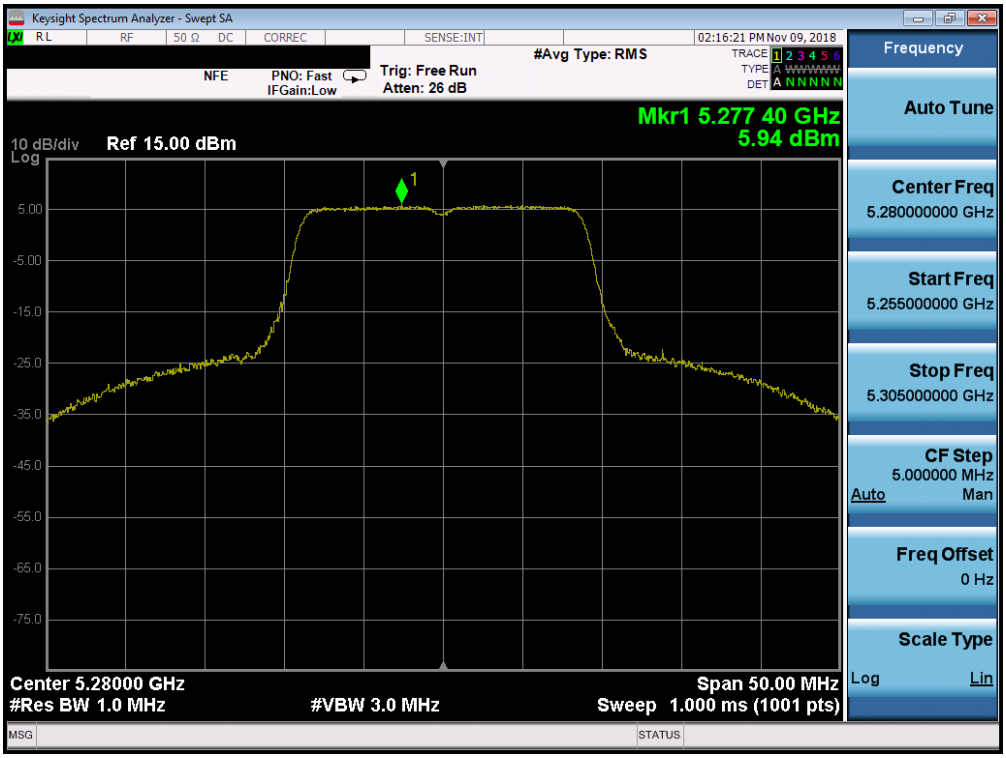

Plot 7-152. Power Spectral Density Plot SISO ANT1 (20MHz BW 802.11n (UNII Band 2A) – Ch. 56)

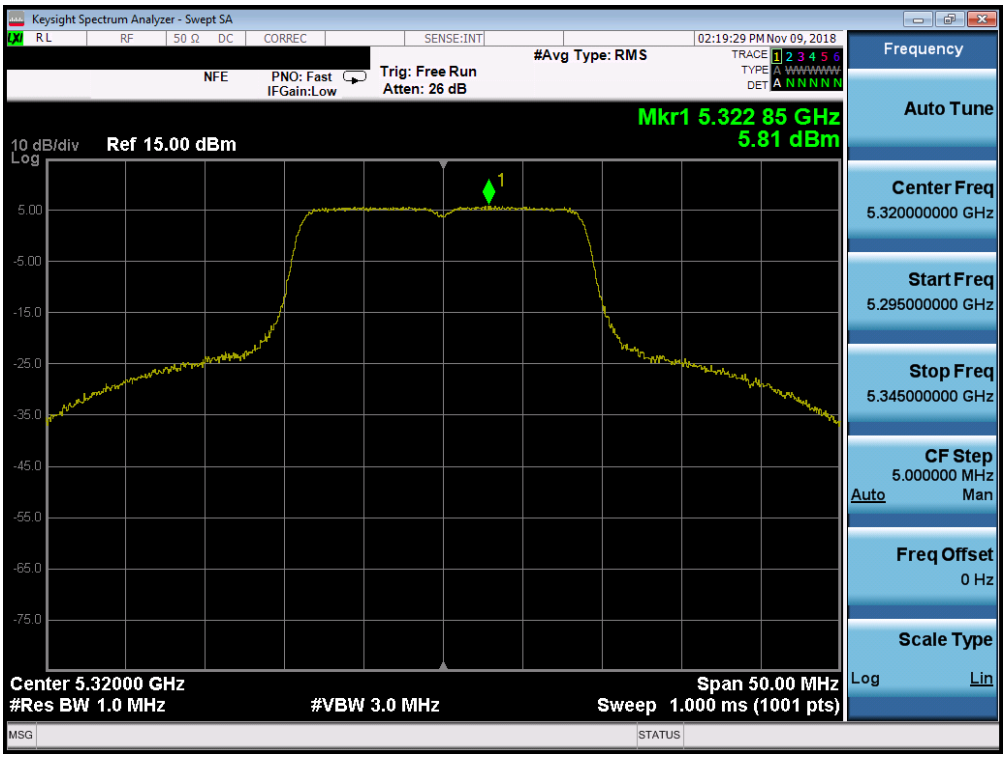

Plot 7-153. Power Spectral Density Plot SISO ANT1 (20MHz BW 802.11n (UNII Band 2A) – Ch. 64)

© 2019 PCTEST Engineering Laboratory, Inc. V 8.8 11/19/2018
All rights reserved. Unless otherwise specified, no part of this report may be reproduced or utilized in any part, form or by any means, electronic or mechanical, including photocopying and microfilm, without permission in writing from PCTEST Engineering Laboratory, Inc. If you have any questions about this international copyright or have an enquiry about obtaining additional rights to this report or assembly of contents thereof, please contact INFO@PCTEST.COM.

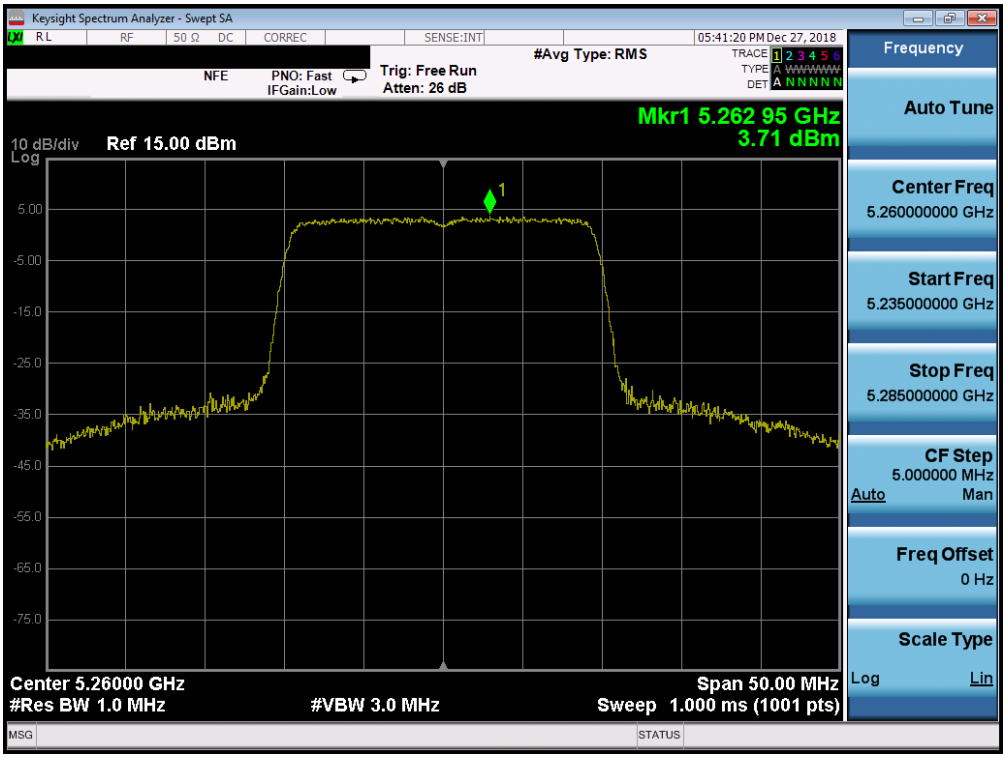

Plot 7-154. Power Spectral Density Plot SISO ANT1 (20MHz BW 802.11ax (UNII Band 2A) – Ch. 52)

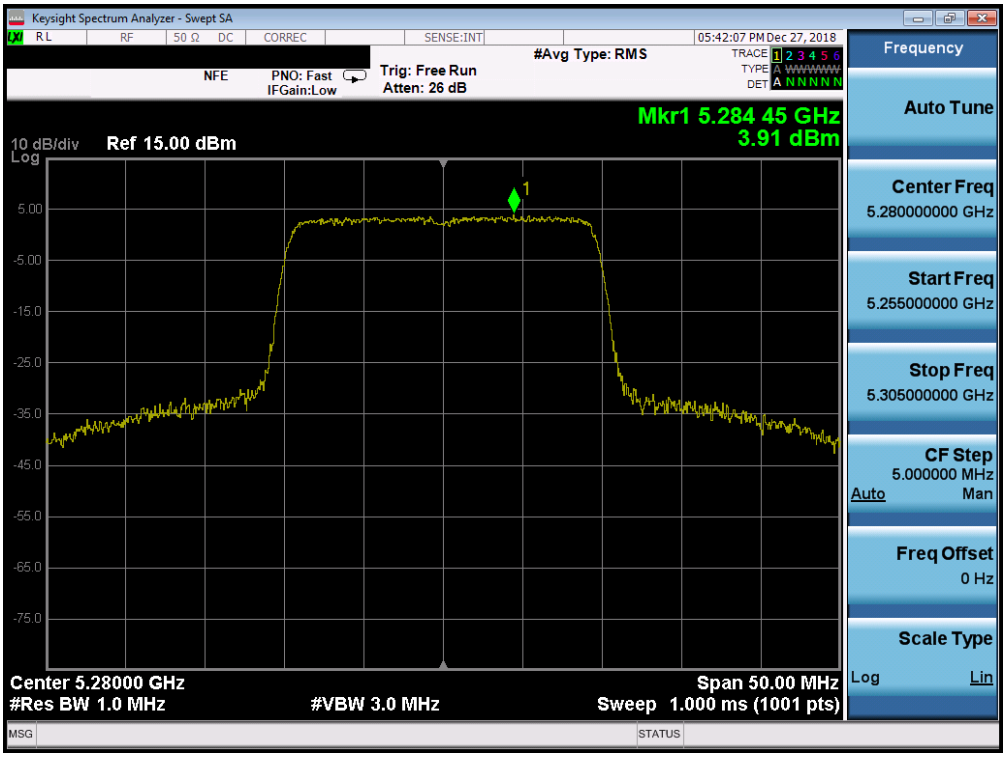

Plot 7-155. Power Spectral Density Plot SISO ANT1 (20MHz BW 802.11ax (UNII Band 2A) – Ch. 56)

© 2019 PCTEST Engineering Laboratory, Inc. V 8.8 11/19/2018
All rights reserved. Unless otherwise specified, no part of this report may be reproduced or utilized in any part, form or by any means, electronic or mechanical, including photocopying and microfilm, without permission in writing from PCTEST Engineering Laboratory, Inc. If you have any questions about this international copyright or have an enquiry about obtaining additional rights to this report or assembly of contents thereof, please contact INFO@PCTEST.COM.

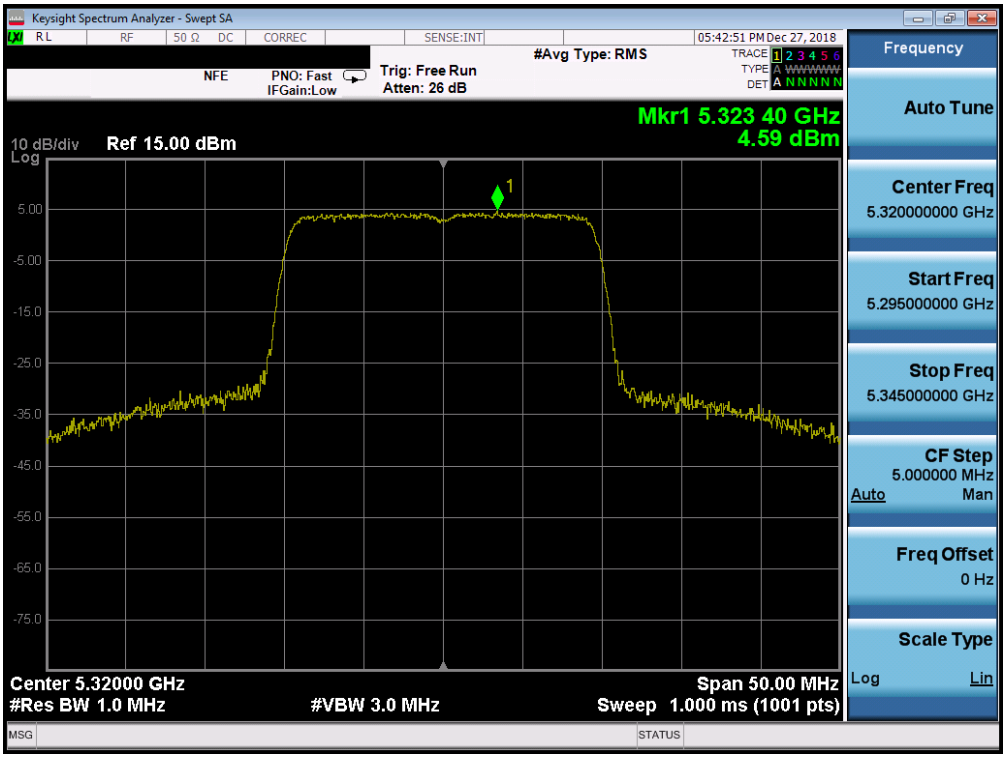

Plot 7-156. Power Spectral Density Plot SISO ANT1 (20MHz BW 802.11ax (UNII Band 2A) – Ch. 64)

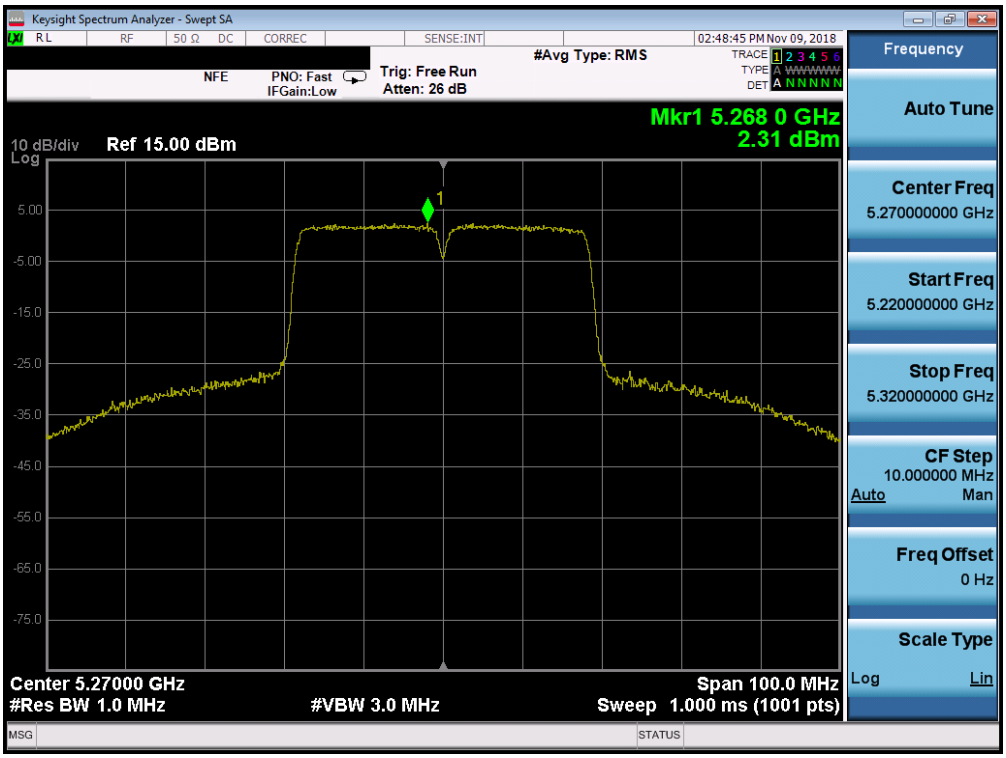

Plot 7-157. Power Spectral Density Plot SISO ANT1 (40MHz BW 802.11n (UNII Band 2A) – Ch. 54)

© 2019 PCTEST Engineering Laboratory, Inc. V 8.8 11/19/2018
All rights reserved. Unless otherwise specified, no part of this report may be reproduced or utilized in any part, form or by any means, electronic or mechanical, including photocopying and microfilm, without permission in writing from PCTEST Engineering Laboratory, Inc. If you have any questions about this international copyright or have an enquiry about obtaining additional rights to this report or assembly of contents thereof, please contact INFO@PCTEST.COM.

Plot 7-158. Power Spectral Density Plot SISO ANT1 (40MHz BW 802.11n (UNII Band 2A) – Ch. 62)

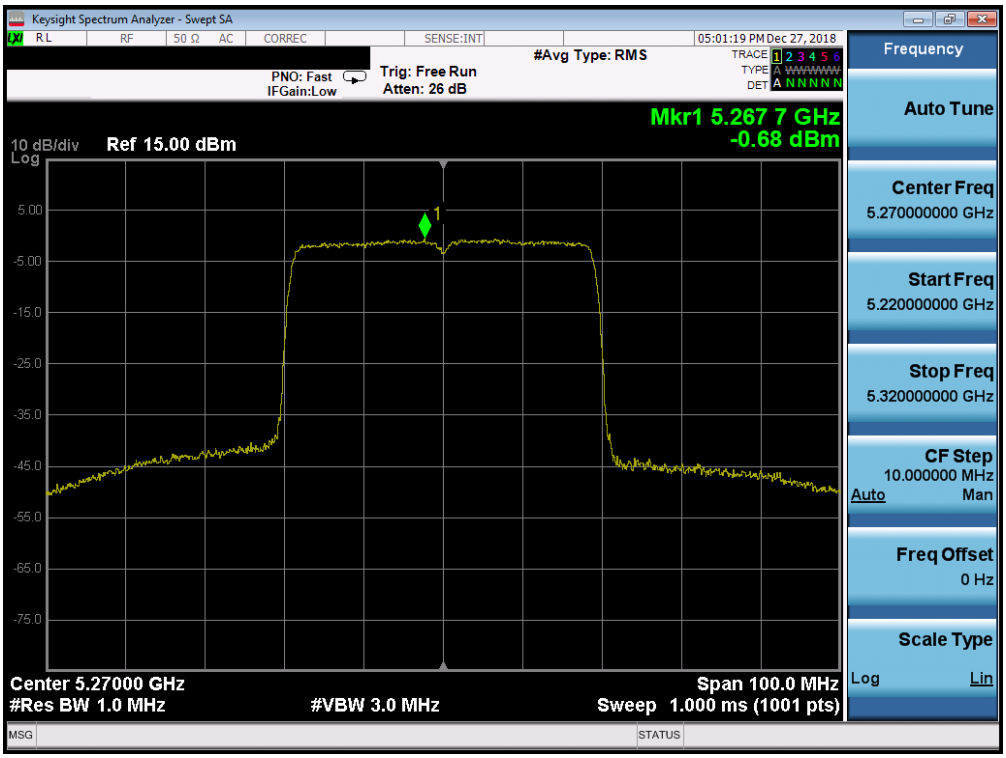

Plot 7-159. Power Spectral Density Plot SISO ANT1 (40MHz BW 802.11ax (UNII Band 2A) – Ch. 54)

© 2019 PCTEST Engineering Laboratory, Inc. V 8.8 11/19/2018
All rights reserved. Unless otherwise specified, no part of this report may be reproduced or utilized in any part, form or by any means, electronic or mechanical, including photocopying and microfilm, without permission in writing from PCTEST Engineering Laboratory, Inc. If you have any questions about this international copyright or have an enquiry about obtaining additional rights to this report or assembly of contents thereof, please contact INFO@PCTEST.COM.

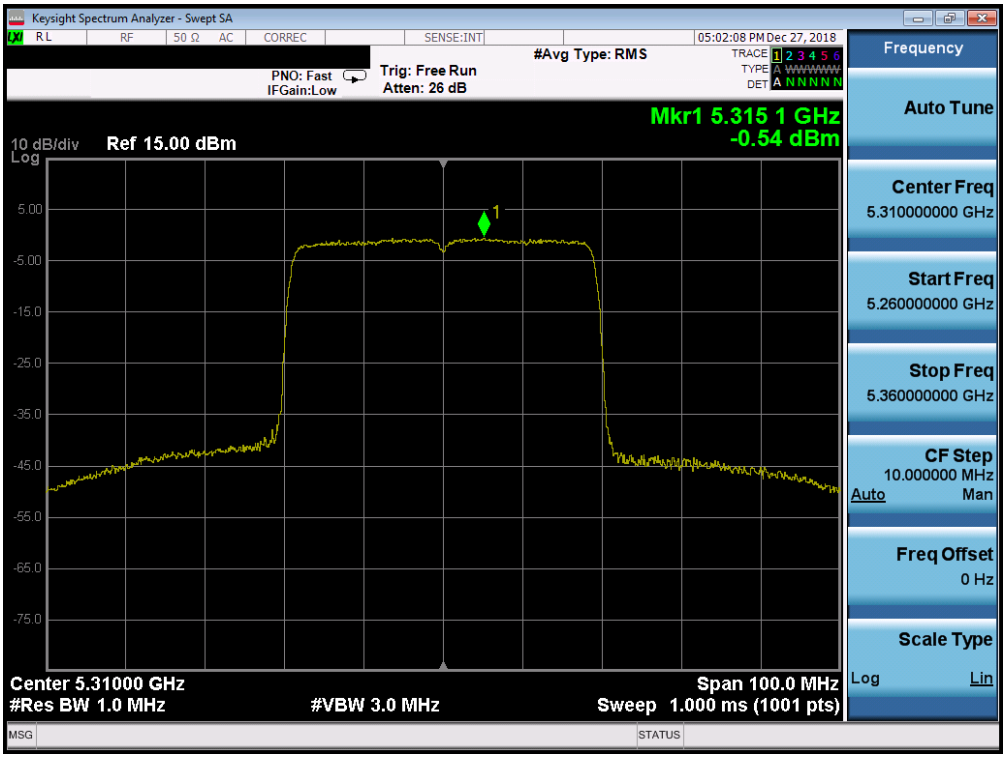

Plot 7-160. Power Spectral Density Plot SISO ANT1 (40MHz BW 802.11ax (UNII Band 2A) – Ch. 62)

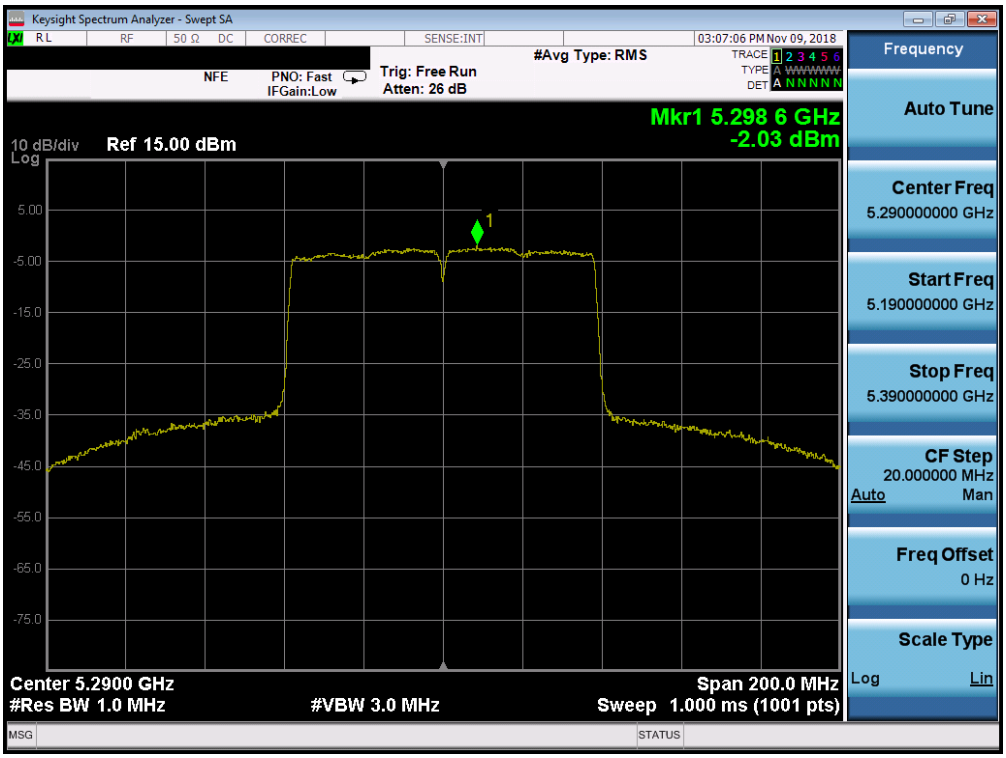

Plot 7-161. Power Spectral Density Plot SISO ANT1 (80MHz BW 802.11ac (UNII Band 2A) – Ch. 58)

© 2019 PCTEST Engineering Laboratory, Inc. V 8.8 11/19/2018
All rights reserved. Unless otherwise specified, no part of this report may be reproduced or utilized in any part, form or by any means, electronic or mechanical, including photocopying and microfilm, without permission in writing from PCTEST Engineering Laboratory, Inc. If you have any questions about this international copyright or have an enquiry about obtaining additional rights to this report or assembly of contents thereof, please contact INFO@PCTEST.COM.

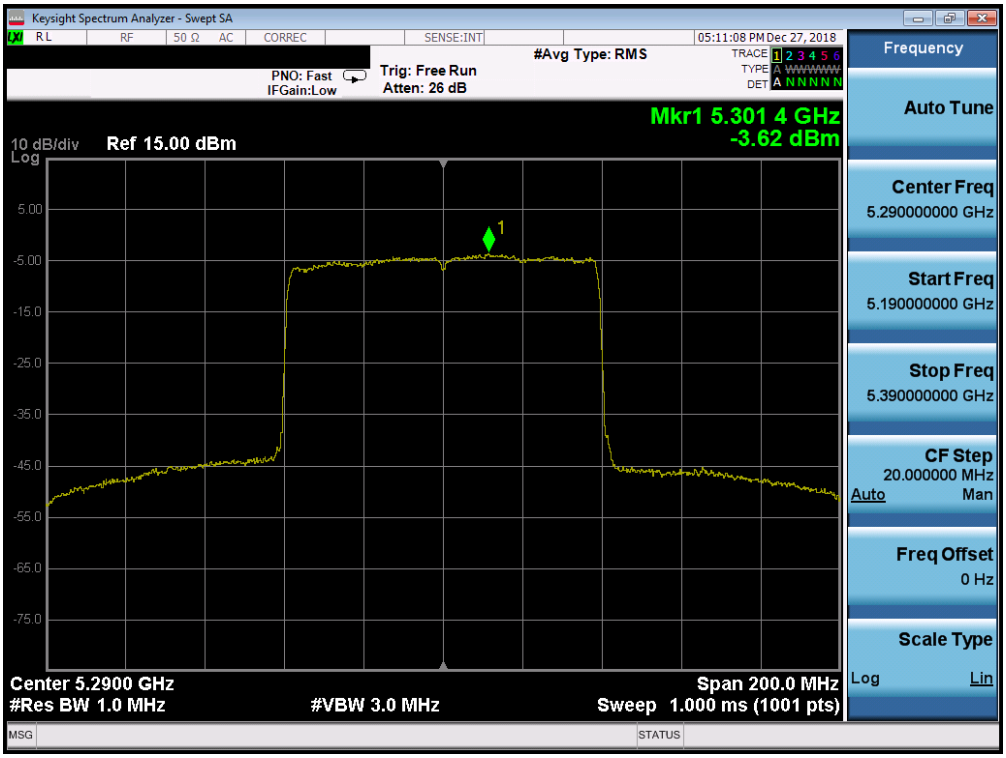

Plot 7-162. Power Spectral Density Plot SISO ANT1 (80MHz BW 802.11ax (UNII Band 2A) – Ch. 58)

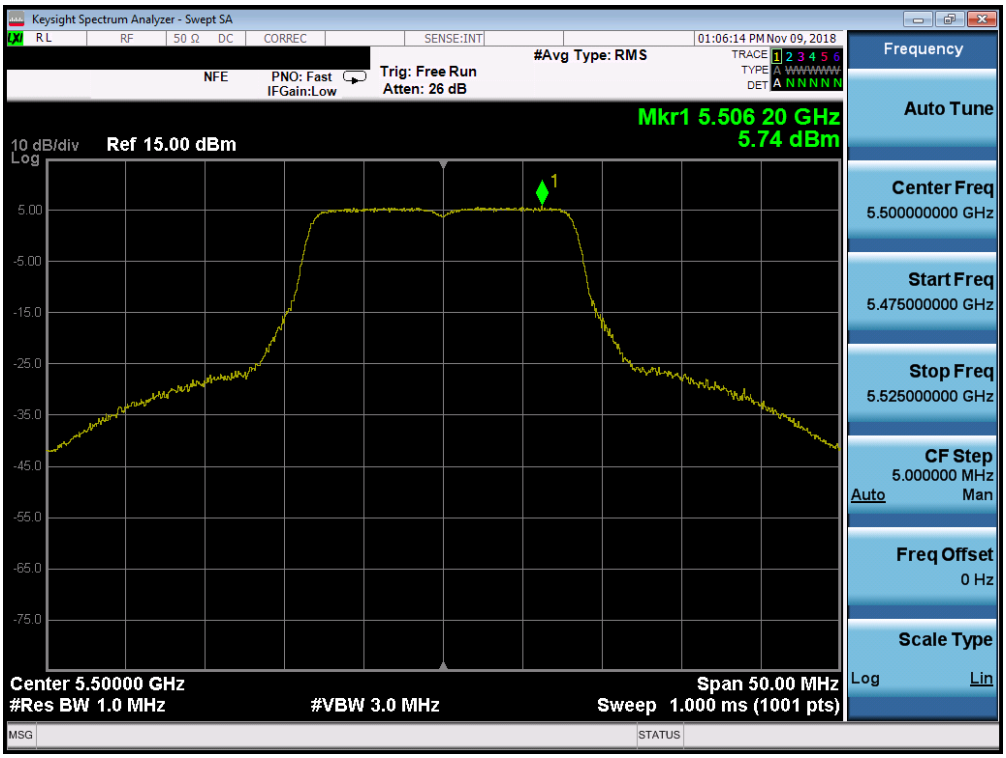

Plot 7-163. Power Spectral Density Plot SISO ANT1 (802.11a (UNII Band 2C) – Ch. 100)

© 2019 PCTEST Engineering Laboratory, Inc. V 8.8 11/19/2018
All rights reserved. Unless otherwise specified, no part of this report may be reproduced or utilized in any part, form or by any means, electronic or mechanical, including photocopying and microfilm, without permission in writing from PCTEST Engineering Laboratory, Inc. If you have any questions about this international copyright or have an enquiry about obtaining additional rights to this report or assembly of contents thereof, please contact INFO@PCTEST.COM.

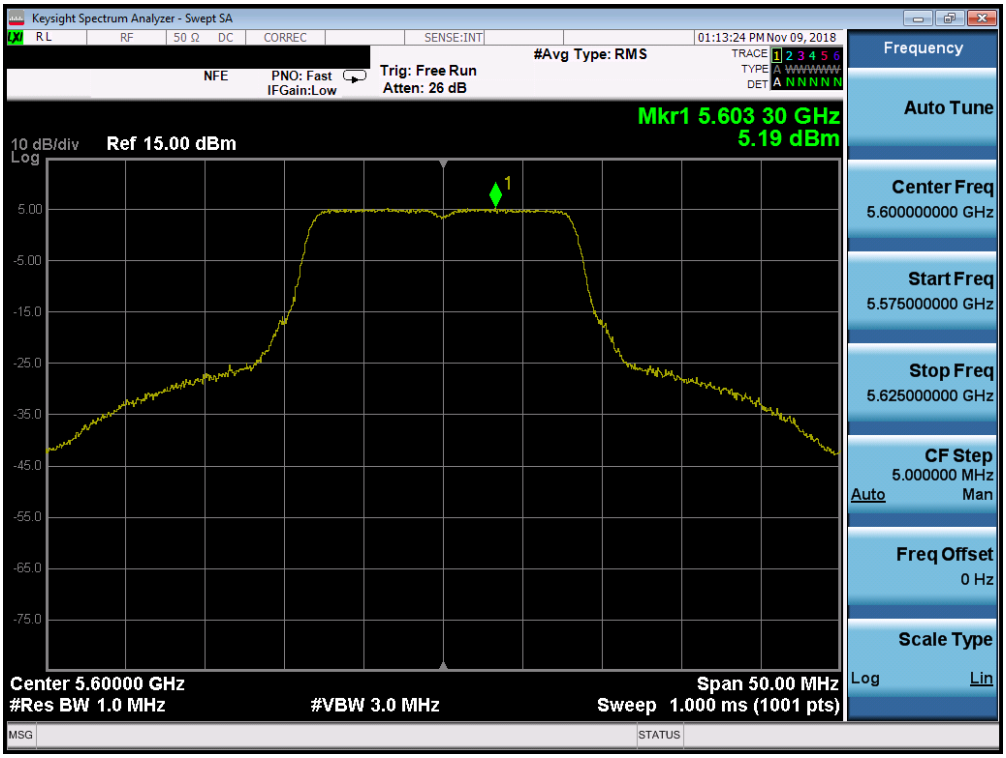

Plot 7-164. Power Spectral Density Plot SISO ANT1 (802.11a (UNII Band 2C) – Ch. 120)

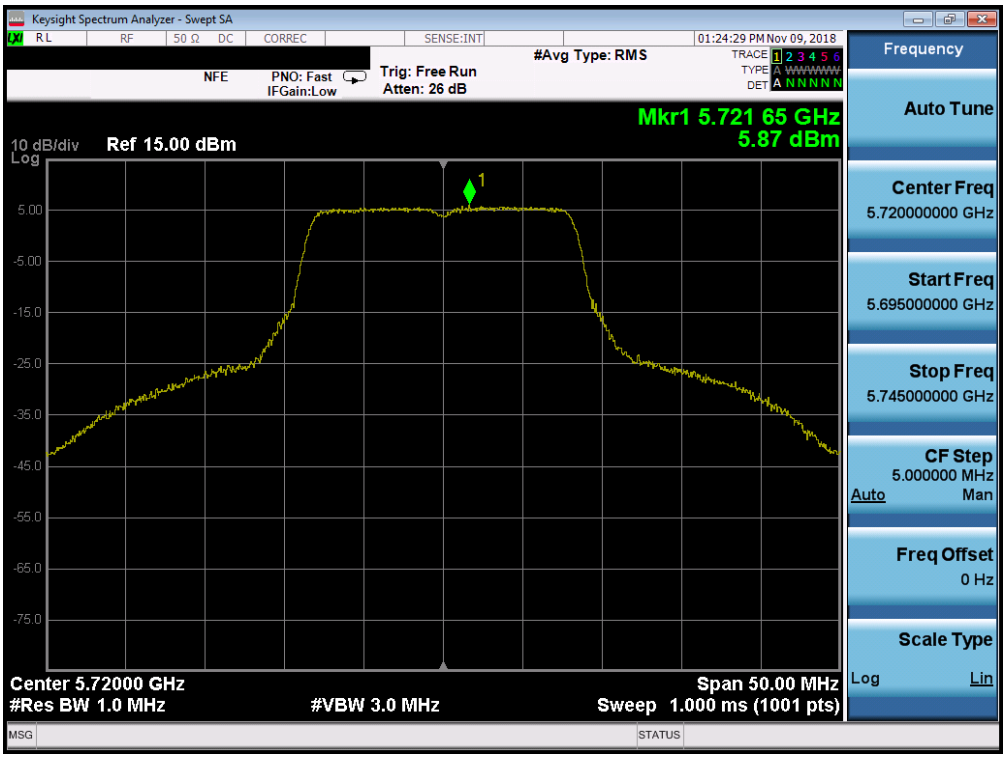

Plot 7-165. Power Spectral Density Plot SISO ANT1 (802.11a (UNII Band 2C) – Ch. 144)

© 2019 PCTEST Engineering Laboratory, Inc. V 8.8 11/19/2018
All rights reserved. Unless otherwise specified, no part of this report may be reproduced or utilized in any part, form or by any means, electronic or mechanical, including photocopying and microfilm, without permission in writing from PCTEST Engineering Laboratory, Inc. If you have any questions about this international copyright or have an enquiry about obtaining additional rights to this report or assembly of contents thereof, please contact INFO@PCTEST.COM.

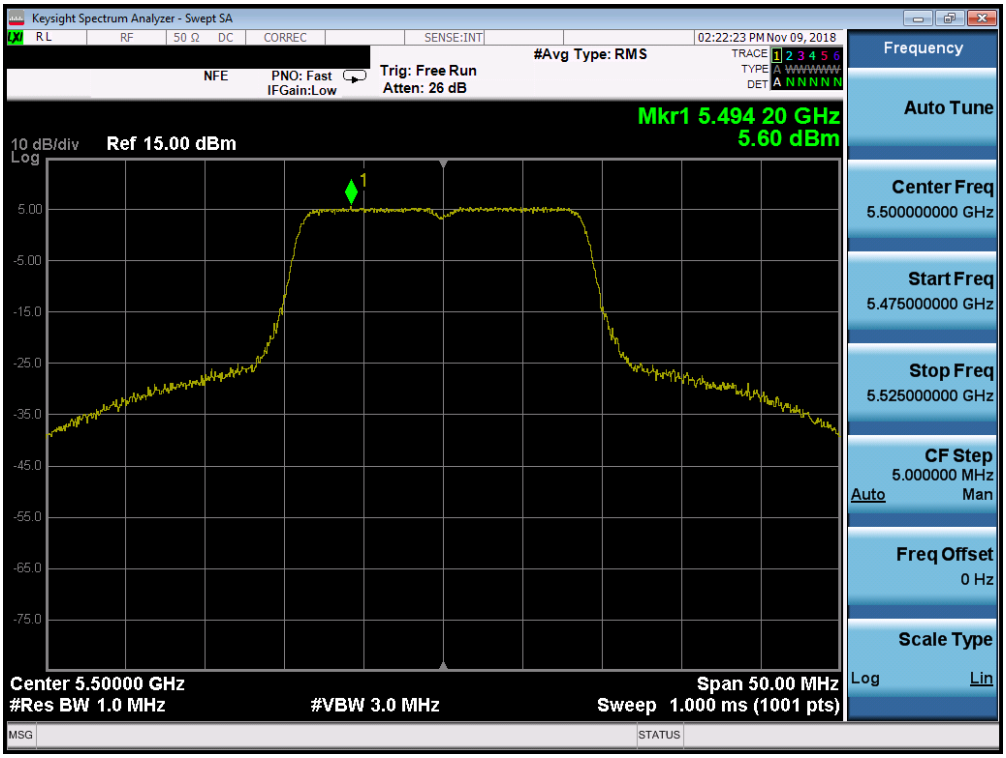

Plot 7-166. Power Spectral Density Plot SISO ANT1 (20MHz BW 802.11n (UNII Band 2C) – Ch. 100)

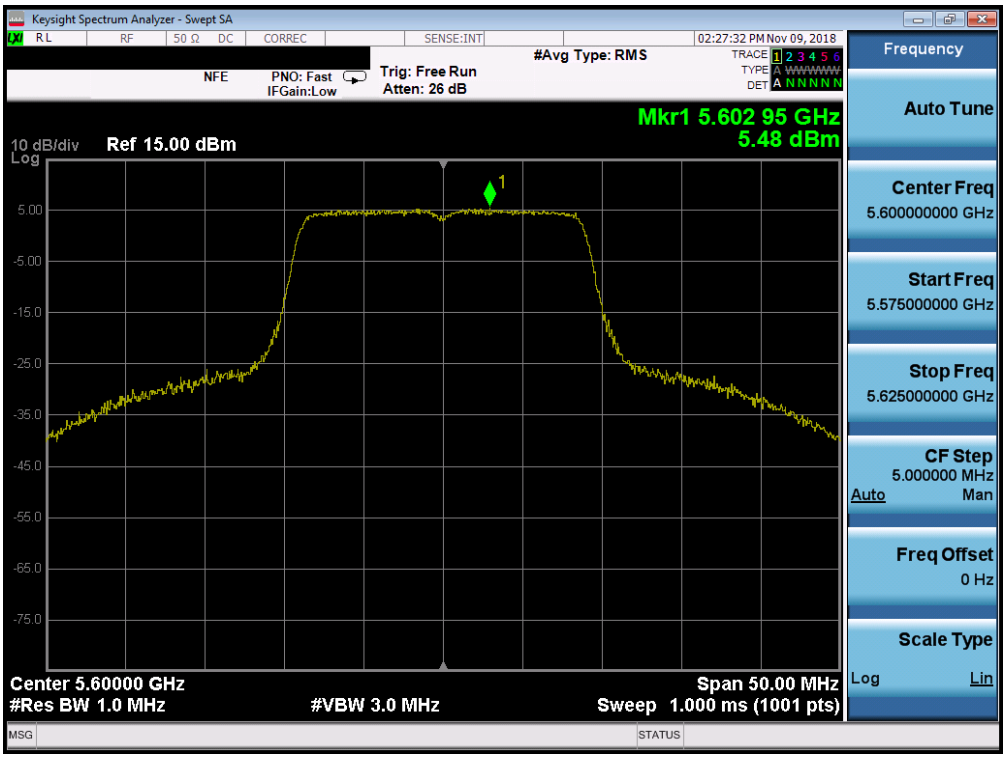

Plot 7-167. Power Spectral Density Plot SISO ANT1 (20MHz BW 802.11n (UNII Band 2C) – Ch. 120)

© 2019 PCTEST Engineering Laboratory, Inc. V 8.8 11/19/2018
All rights reserved. Unless otherwise specified, no part of this report may be reproduced or utilized in any part, form or by any means, electronic or mechanical, including photocopying and microfilm, without permission in writing from PCTEST Engineering Laboratory, Inc. If you have any questions about this international copyright or have an enquiry about obtaining additional rights to this report or assembly of contents thereof, please contact INFO@PCTEST.COM.

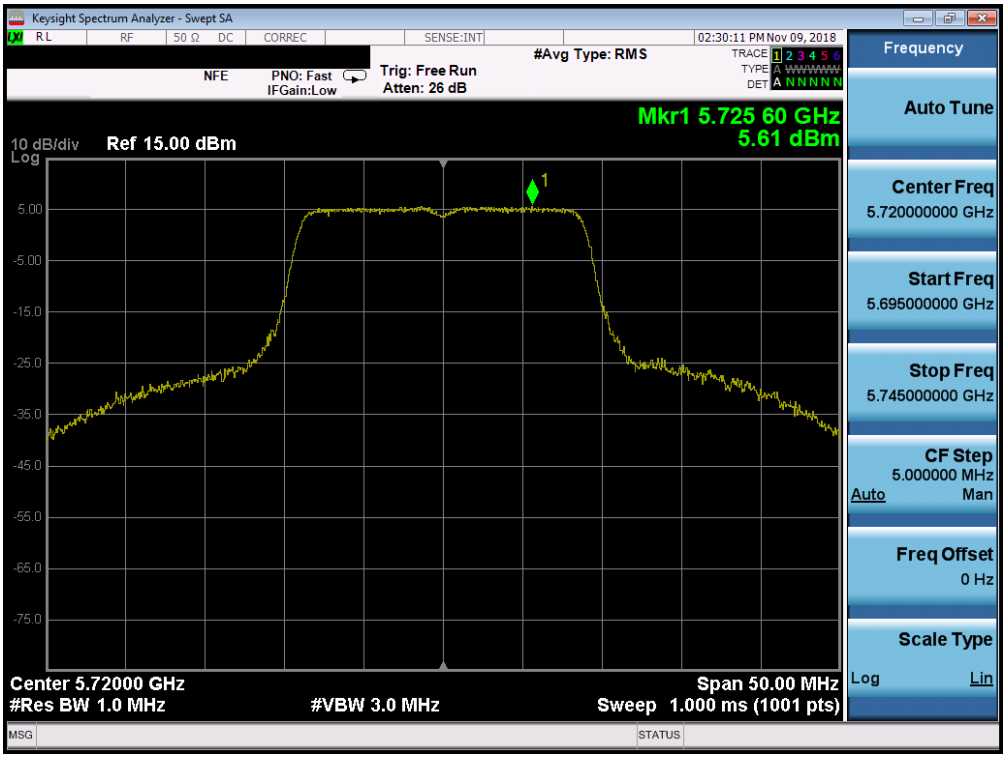

Plot 7-168. Power Spectral Density Plot SISO ANT1 (20MHz BW 802.11n (UNII Band 2C) – Ch. 144)

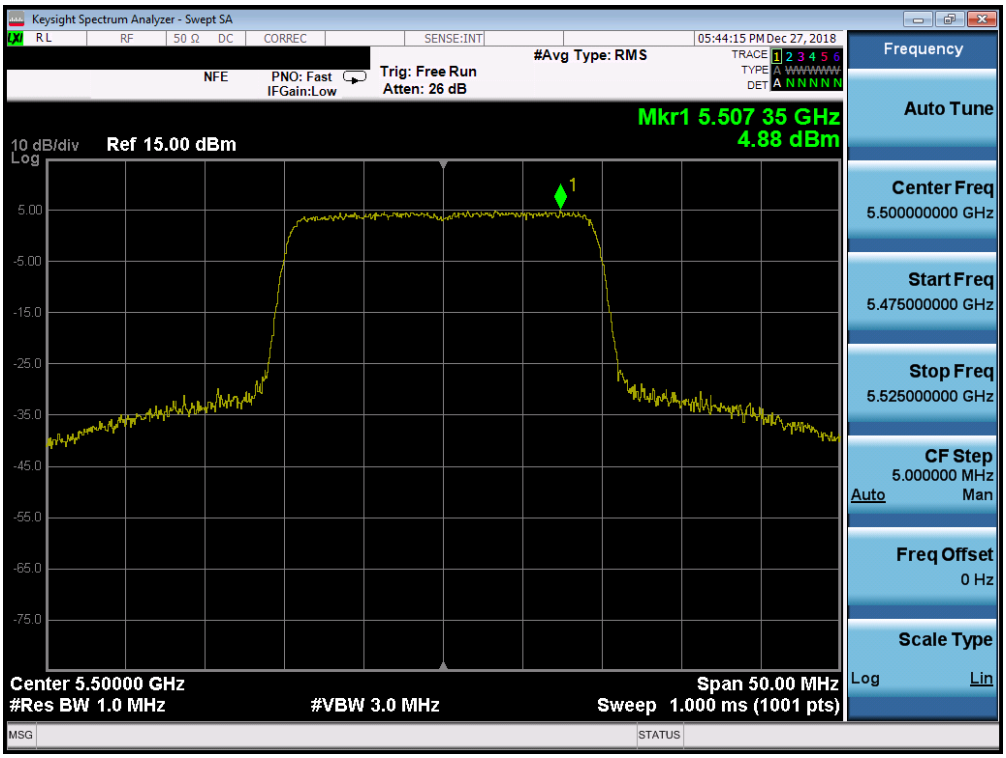

Plot 7-169. Power Spectral Density Plot SISO ANT1 (20MHz BW 802.11ax (UNII Band 2C) – Ch. 100)

© 2019 PCTEST Engineering Laboratory, Inc. V 8.8 11/19/2018
All rights reserved. Unless otherwise specified, no part of this report may be reproduced or utilized in any part, form or by any means, electronic or mechanical, including photocopying and microfilm, without permission in writing from PCTEST Engineering Laboratory, Inc. If you have any questions about this international copyright or have an enquiry about obtaining additional rights to this report or assembly of contents thereof, please contact INFO@PCTEST.COM.

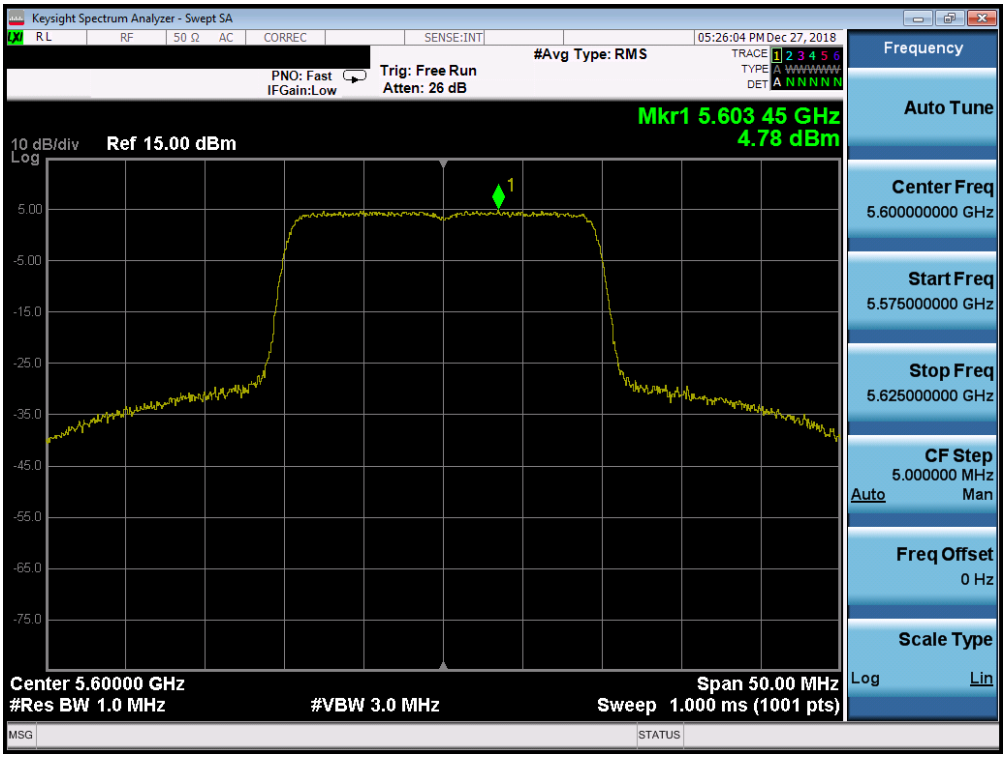

Plot 7-170. Power Spectral Density Plot SISO ANT1 (20MHz BW 802.11ax (UNII Band 2C) – Ch. 120)

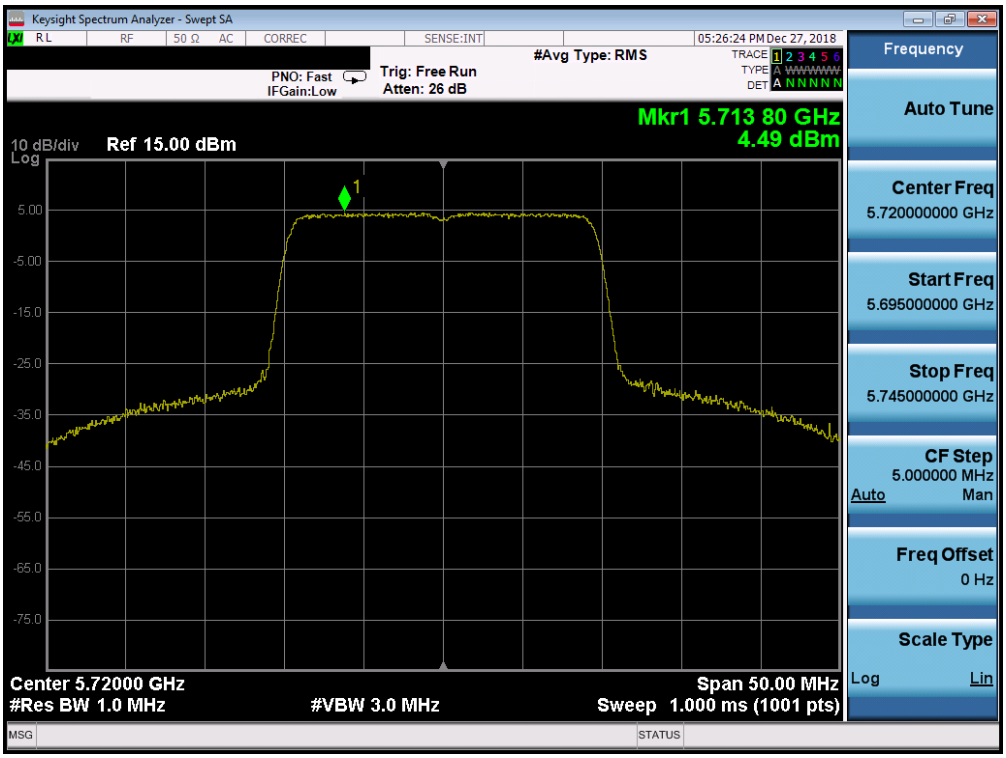

Plot 7-171. Power Spectral Density Plot SISO ANT1 (20MHz BW 802.11ax (UNII Band 2C) – Ch. 144)

© 2019 PCTEST Engineering Laboratory, Inc. V 8.8 11/19/2018
All rights reserved. Unless otherwise specified, no part of this report may be reproduced or utilized in any part, form or by any means, electronic or mechanical, including photocopying and microfilm, without permission in writing from PCTEST Engineering Laboratory, Inc. If you have any questions about this international copyright or have an enquiry about obtaining additional rights to this report or assembly of contents thereof, please contact INFO@PCTEST.COM.

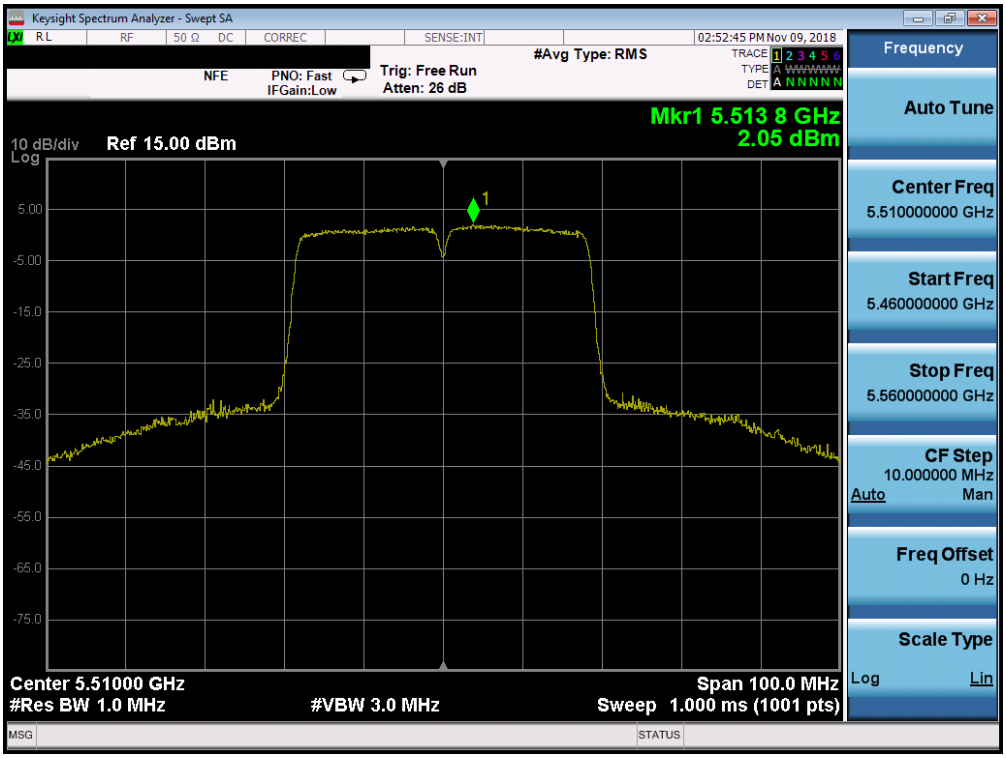

Plot 7-172. Power Spectral Density Plot SISO ANT1 (40MHz BW 802.11n (UNII Band 2C) – Ch. 102)

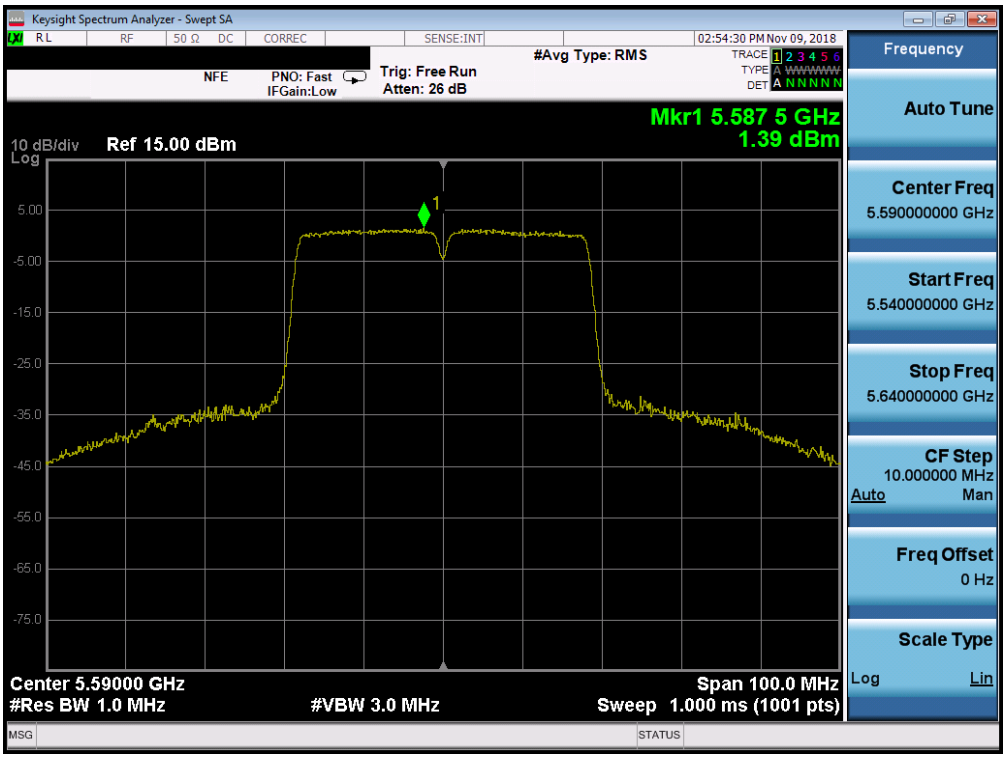

Plot 7-173. Power Spectral Density Plot SISO ANT1 (40MHz BW 802.11n (UNII Band 2C) – Ch. 118)

© 2019 PCTEST Engineering Laboratory, Inc. V 8.8 11/19/2018
All rights reserved. Unless otherwise specified, no part of this report may be reproduced or utilized in any part, form or by any means, electronic or mechanical, including photocopying and microfilm, without permission in writing from PCTEST Engineering Laboratory, Inc. If you have any questions about this international copyright or have an enquiry about obtaining additional rights to this report or assembly of contents thereof, please contact INFO@PCTEST.COM.

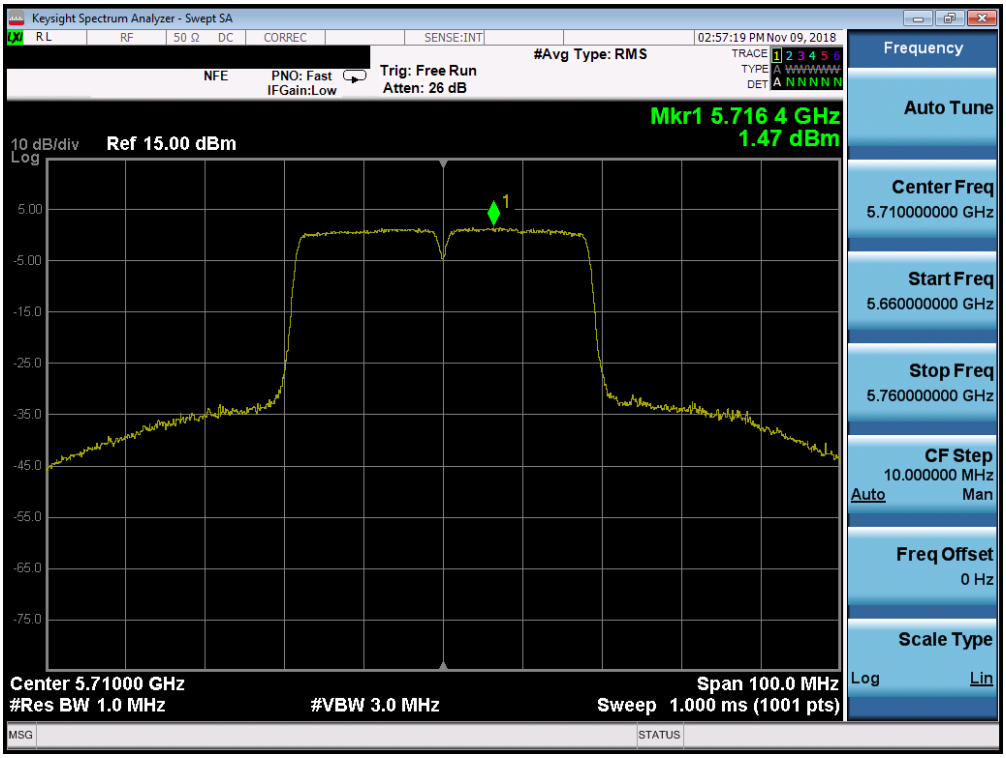

Plot 7-174. Power Spectral Density Plot SISO ANT1 (40MHz BW 802.11n (UNII Band 2C) – Ch. 142)

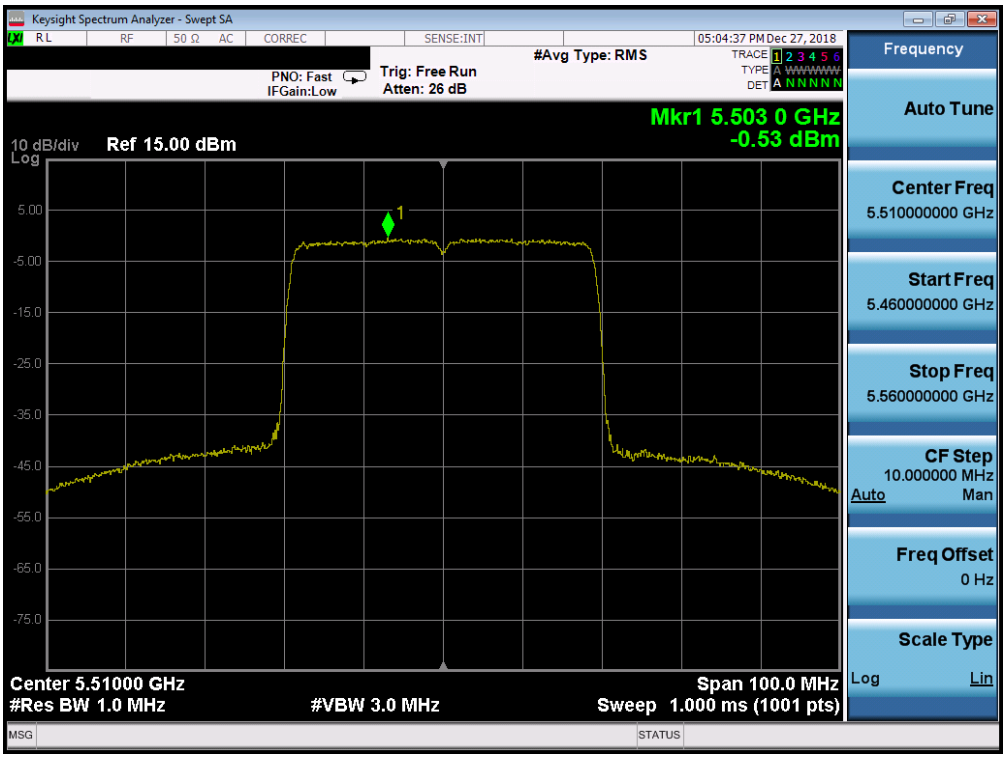

Plot 7-175. Power Spectral Density Plot SISO ANT1 (40MHz BW 802.11ax (UNII Band 2C) – Ch. 102)

© 2019 PCTEST Engineering Laboratory, Inc. V 8.8 11/19/2018
All rights reserved. Unless otherwise specified, no part of this report may be reproduced or utilized in any part, form or by any means, electronic or mechanical, including photocopying and microfilm, without permission in writing from PCTEST Engineering Laboratory, Inc. If you have any questions about this international copyright or have an enquiry about obtaining additional rights to this report or assembly of contents thereof, please contact INFO@PCTEST.COM.

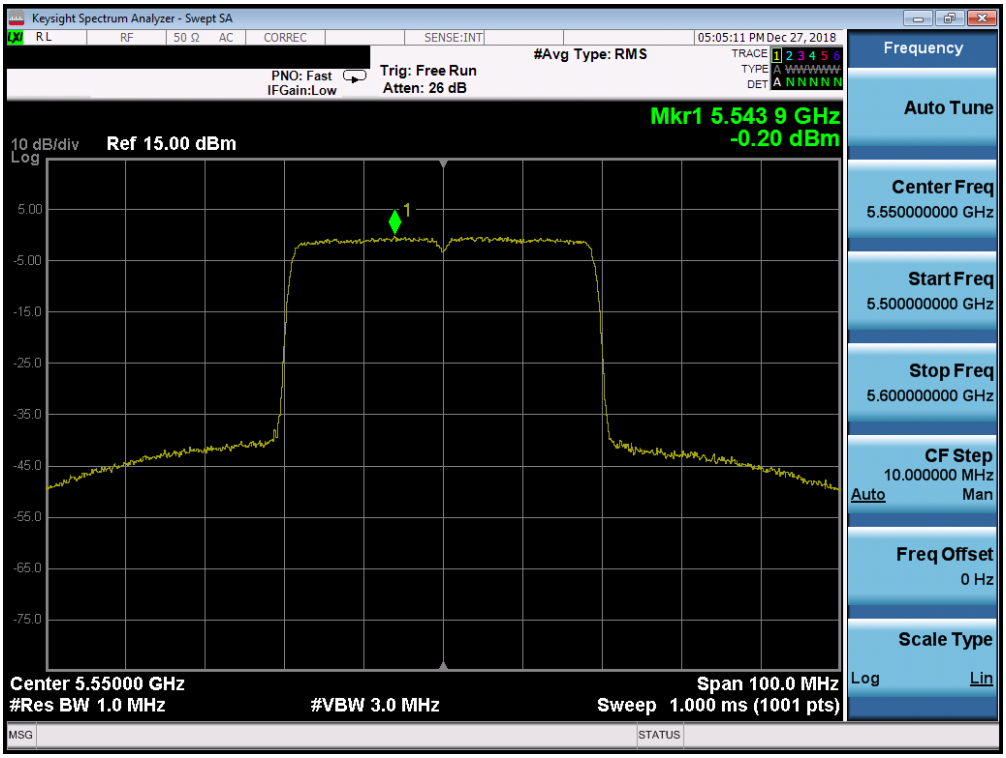

Plot 7-176. Power Spectral Density Plot SISO ANT1 (40MHz BW 802.11ax (UNII Band 2C) – Ch. 118)

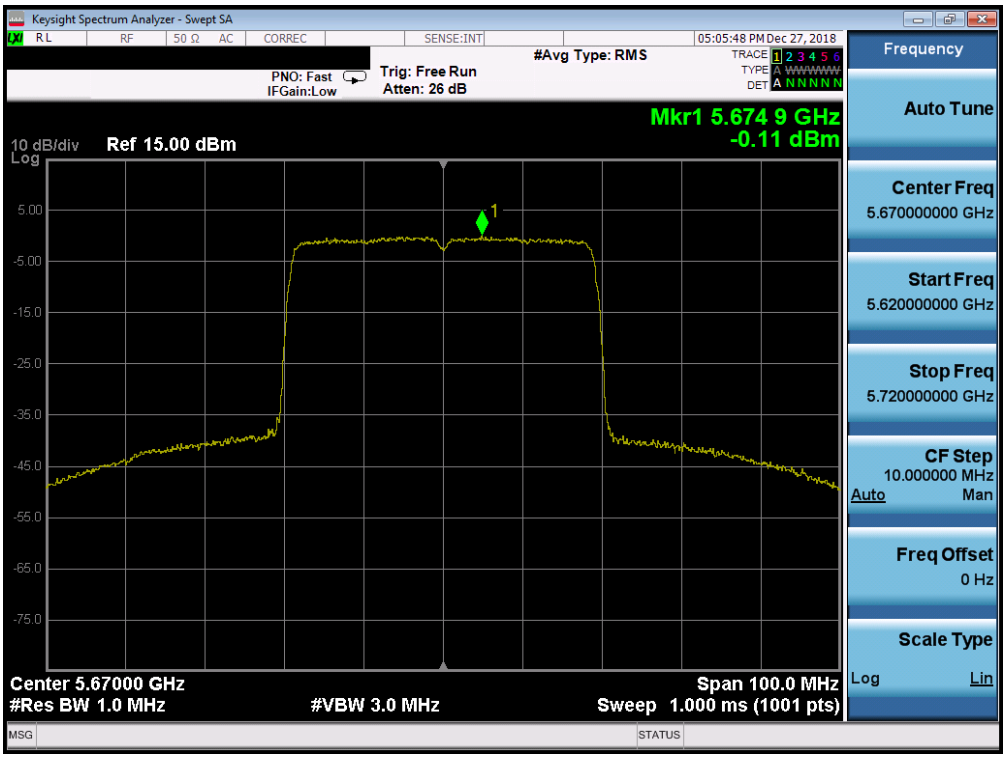

Plot 7-177. Power Spectral Density Plot SISO ANT1 (40MHz BW 802.11ax (UNII Band 2C) – Ch. 142)

© 2019 PCTEST Engineering Laboratory, Inc. V 8.8 11/19/2018
All rights reserved. Unless otherwise specified, no part of this report may be reproduced or utilized in any part, form or by any means, electronic or mechanical, including photocopying and microfilm, without permission in writing from PCTEST Engineering Laboratory, Inc. If you have any questions about this international copyright or have an enquiry about obtaining additional rights to this report or assembly of contents thereof, please contact INFO@PCTEST.COM.

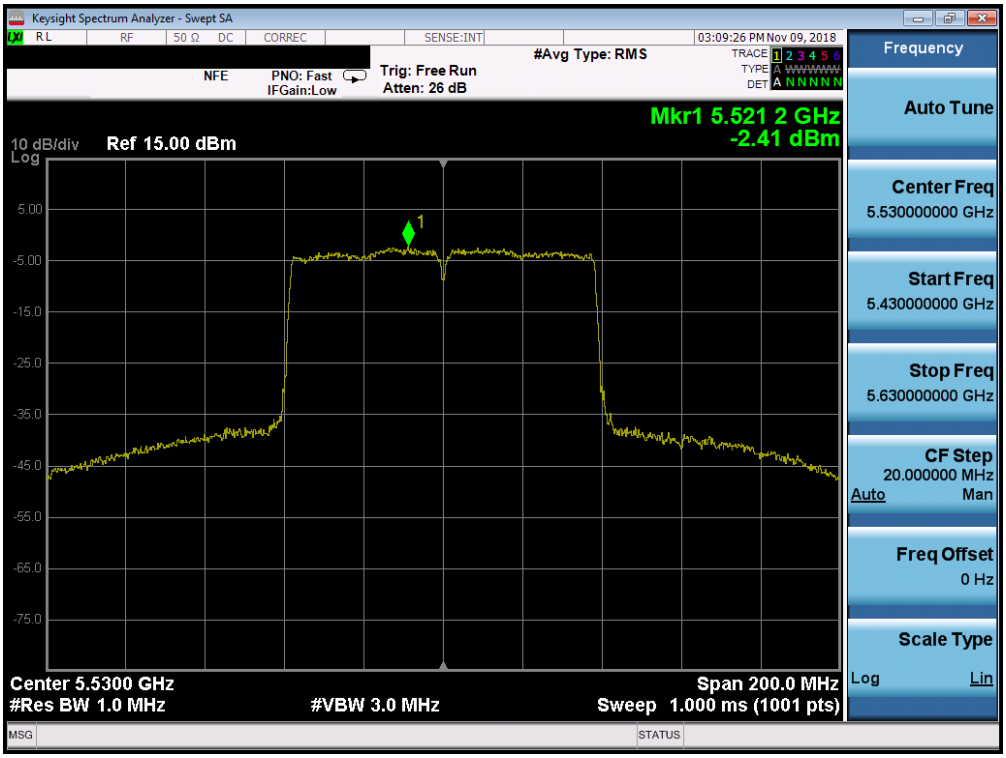

Plot 7-178. Power Spectral Density Plot SISO ANT1 (80MHz BW 802.11ac (UNII Band 2C) – Ch. 106)

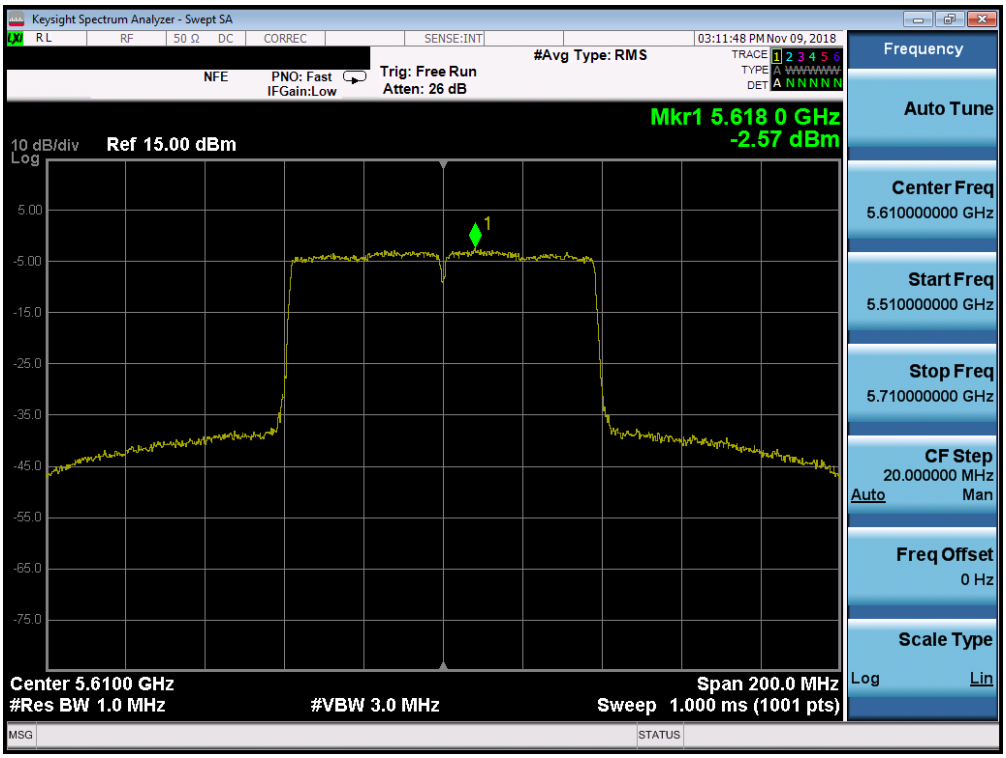

Plot 7-179. Power Spectral Density Plot SISO ANT1 (80MHz BW 802.11ac (UNII Band 2C) – Ch. 122)

© 2019 PCTEST Engineering Laboratory, Inc. V 8.8 11/19/2018
All rights reserved. Unless otherwise specified, no part of this report may be reproduced or utilized in any part, form or by any means, electronic or mechanical, including photocopying and microfilm, without permission in writing from PCTEST Engineering Laboratory, Inc. If you have any questions about this international copyright or have an enquiry about obtaining additional rights to this report or assembly of contents thereof, please contact INFO@PCTEST.COM.

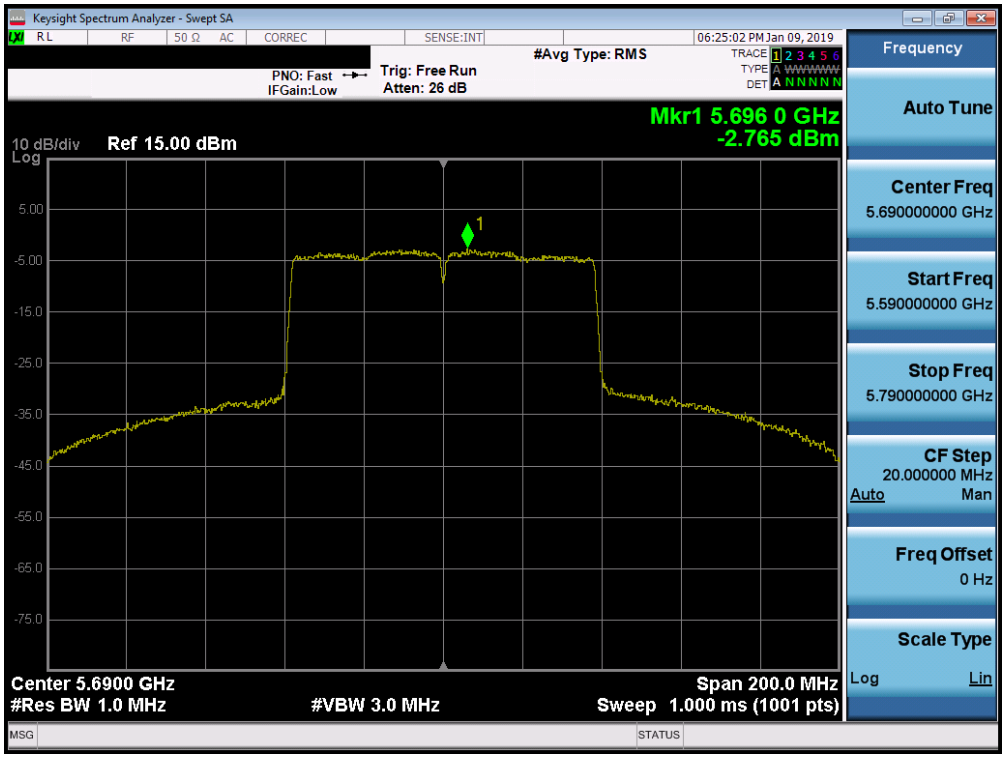

Plot 7-180. Power Spectral Density Plot SISO ANT1 (80MHz BW 802.11ac (UNII Band 2C) – Ch. 138)

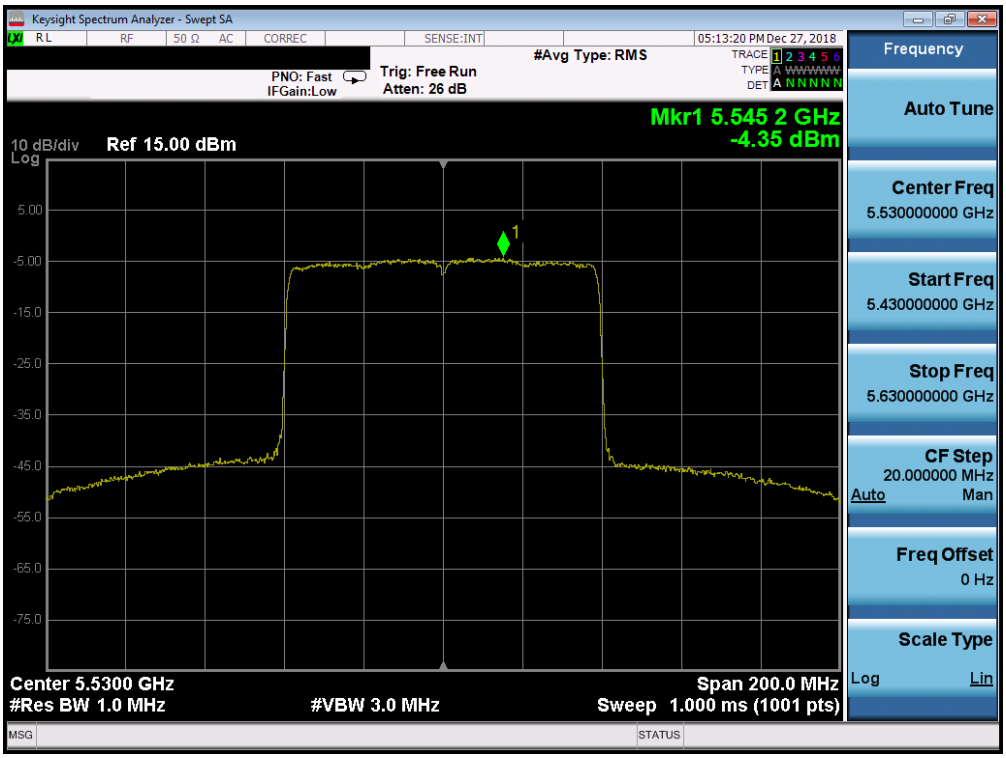

Plot 7-181. Power Spectral Density Plot SISO ANT1 (80MHz BW 802.11ax (UNII Band 2C) – Ch. 106)

© 2019 PCTEST Engineering Laboratory, Inc. V 8.8 11/19/2018
All rights reserved. Unless otherwise specified, no part of this report may be reproduced or utilized in any part, form or by any means, electronic or mechanical, including photocopying and microfilm, without permission in writing from PCTEST Engineering Laboratory, Inc. If you have any questions about this international copyright or have an enquiry about obtaining additional rights to this report or assembly of contents thereof, please contact INFO@PCTEST.COM.

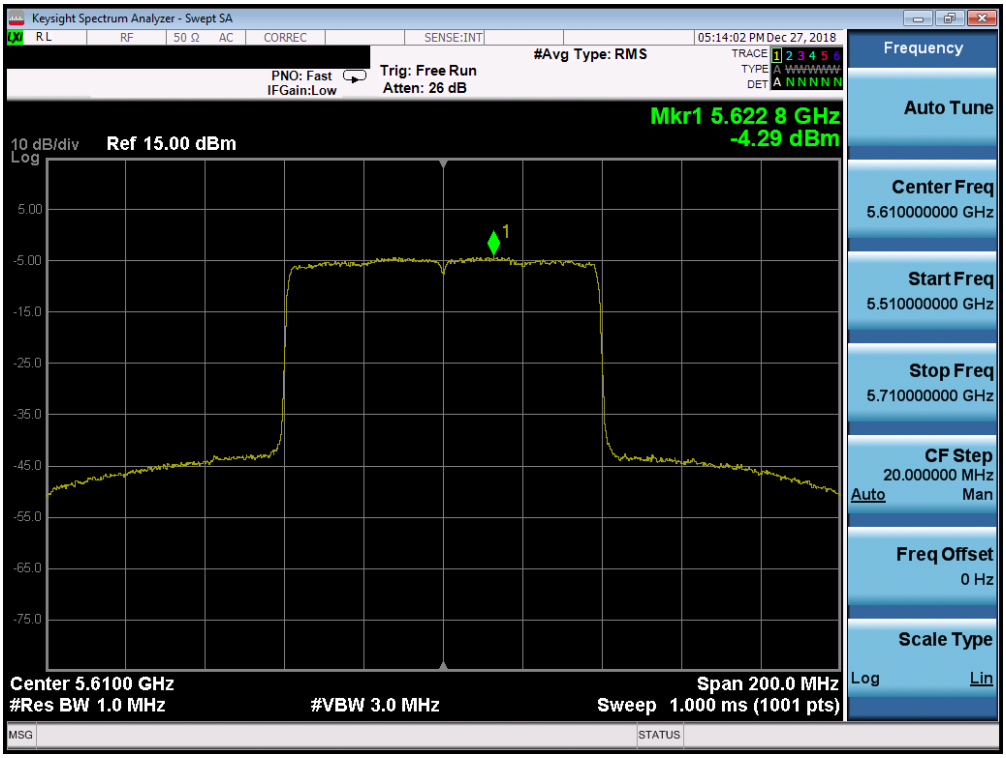

Plot 7-182. Power Spectral Density Plot SISO ANT1 (80MHz BW 802.11ax (UNII Band 2C) – Ch. 122)

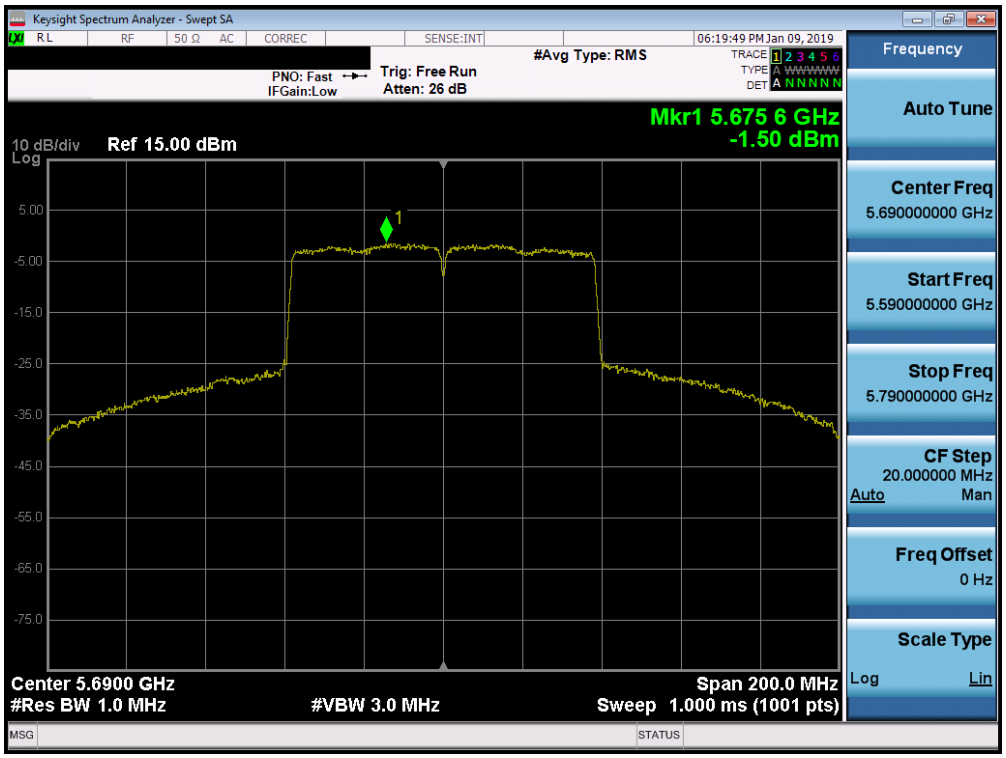

Plot 7-183. Power Spectral Density Plot SISO ANT1 (80MHz BW 802.11ax (UNII Band 2C) – Ch. 138)

© 2019 PCTEST Engineering Laboratory, Inc. V 8.8 11/19/2018
All rights reserved. Unless otherwise specified, no part of this report may be reproduced or utilized in any part, form or by any means, electronic or mechanical, including photocopying and microfilm, without permission in writing from PCTEST Engineering Laboratory, Inc. If you have any questions about this international copyright or have an enquiry about obtaining additional rights to this report or assembly of contents thereof, please contact INFO@PCTEST.COM.

	Frequency [MHz]	Channel No.	802.11 Mode	Data Rate [Mbps]	Measured Power Density [dBm]	Max Permissible Power Density [dBm/500kHz]	Margin [dB]
Band 3	5745	149	a	6	3.46	30.0	-26.54
	5785	157	a	6	3.67	30.0	-26.33
	5825	165	a	6	3.56	30.0	-26.44
	5745	149	n (20MHz)	6.5/7.2 (MCS0)	3.24	30.0	-26.76
	5785	157	n (20MHz)	6.5/7.2 (MCS0)	3.68	30.0	-26.32
	5825	165	n (20MHz)	6.5/7.2 (MCS0)	3.28	30.0	-26.72
	5745	149	ax (20MHz)	6.5/7.2 (MCS0)	0.59	30.0	-29.41
	5785	157	ax (20MHz)	6.5/7.2 (MCS0)	1.05	30.0	-28.95
	5825	165	ax (20MHz)	6.5/7.2 (MCS0)	1.95	30.0	-28.05
	5755	151	n (40MHz)	13.5/15 (MCS0)	-0.46	30.0	-30.46
	5795	159	n (40MHz)	13.5/15 (MCS0)	-0.38	30.0	-30.38
	5755	151	ax (40MHz)	13.5/15 (MCS0)	-2.96	30.0	-32.96
	5795	159	ax (40MHz)	13.5/15 (MCS0)	-3.19	30.0	-33.19
	5775	155	ac (80MHz)	29.3/32.5 (MCS0)	-1.72	30.0	-31.72
	5775	155	ax (80MHz)	29.3/32.5 (MCS0)	-3.35	30.0	-33.35

Table 7-20. Band 3 Conducted Power Spectral Density Measurements SISO ANT1

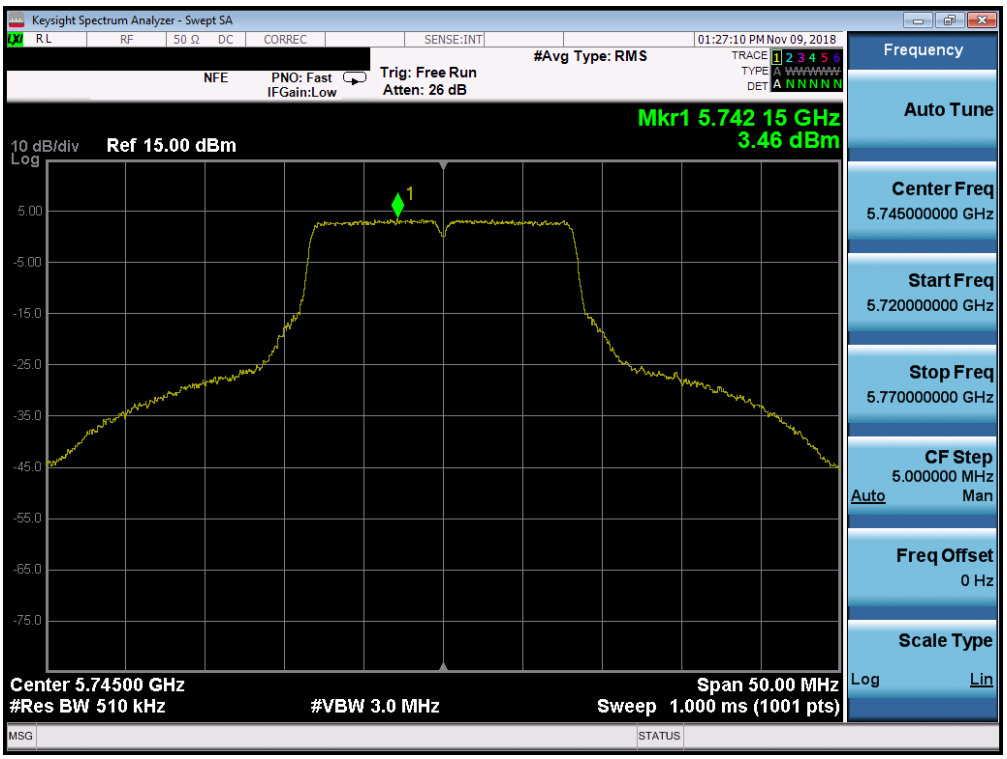

Plot 7-184. Power Spectral Density Plot SISO ANT1 (802.11a (UNII Band 3) – Ch. 149)

© 2019 PCTEST Engineering Laboratory, Inc. V 8.8 11/19/2018
All rights reserved. Unless otherwise specified, no part of this report may be reproduced or utilized in any part, form or by any means, electronic or mechanical, including photocopying and microfilm, without permission in writing from PCTEST Engineering Laboratory, Inc. If you have any questions about this international copyright or have an enquiry about obtaining additional rights to this report or assembly of contents thereof, please contact INFO@PCTEST.COM.

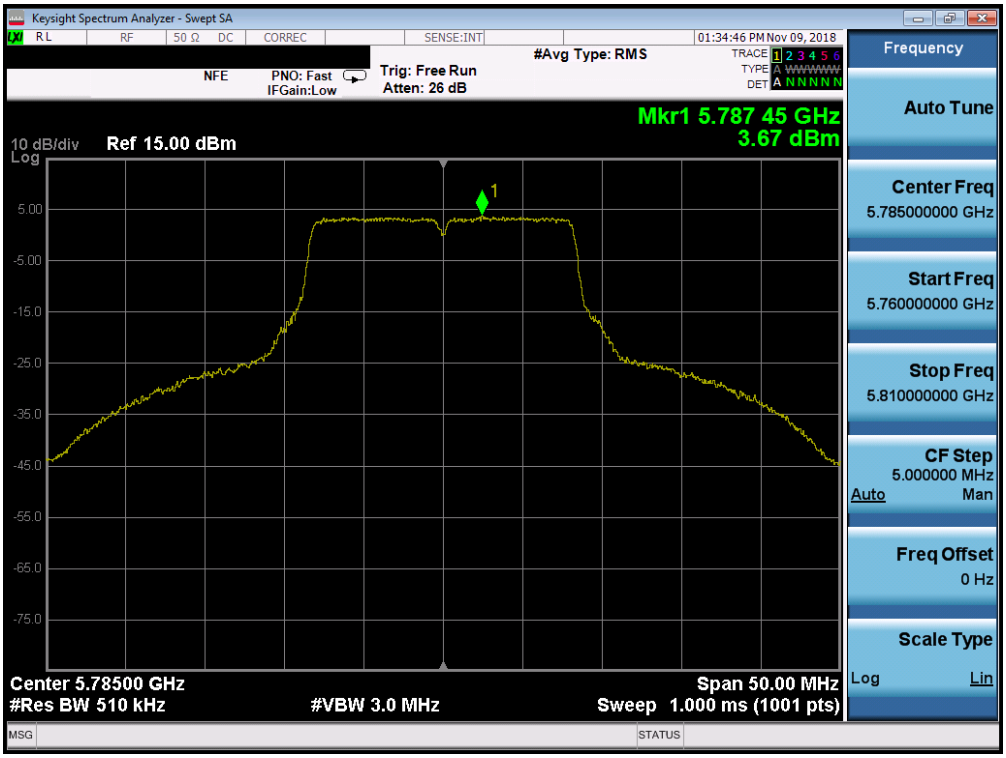

Plot 7-185. Power Spectral Density Plot SISO ANT1 (802.11a (UNII Band 3) – Ch. 157)

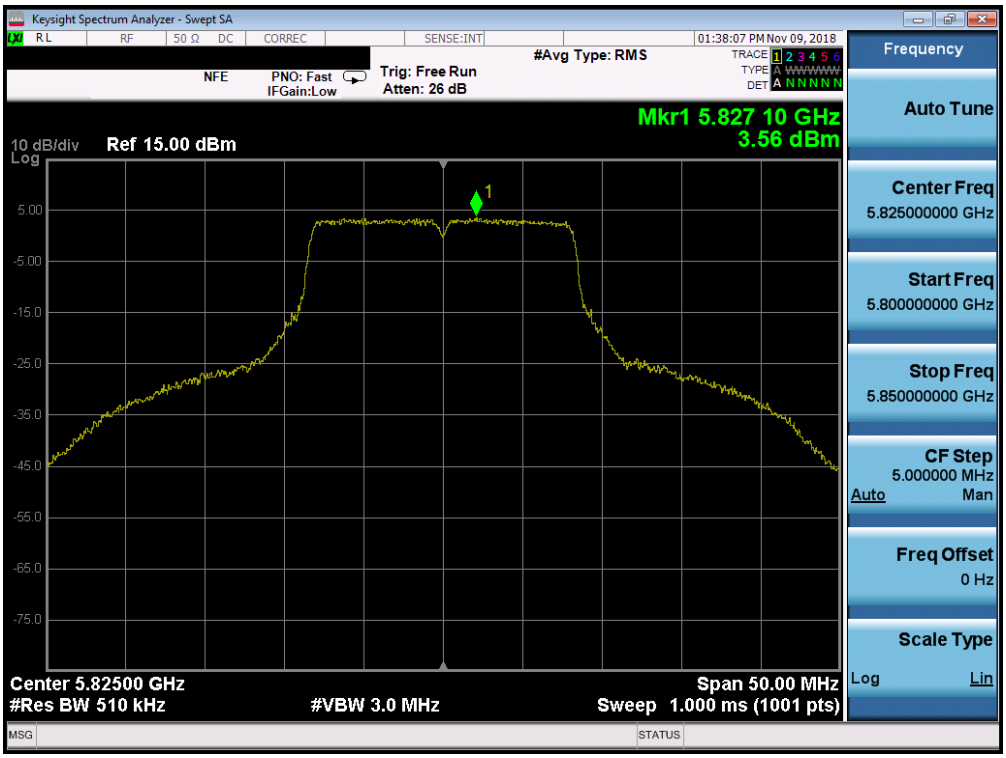

Plot 7-186. Power Spectral Density Plot SISO ANT1 (802.11a (UNII Band 3) – Ch. 165)

© 2019 PCTEST Engineering Laboratory, Inc. V 8.8 11/19/2018
All rights reserved. Unless otherwise specified, no part of this report may be reproduced or utilized in any part, form or by any means, electronic or mechanical, including photocopying and microfilm, without permission in writing from PCTEST Engineering Laboratory, Inc. If you have any questions about this international copyright or have an enquiry about obtaining additional rights to this report or assembly of contents thereof, please contact INFO@PCTEST.COM.

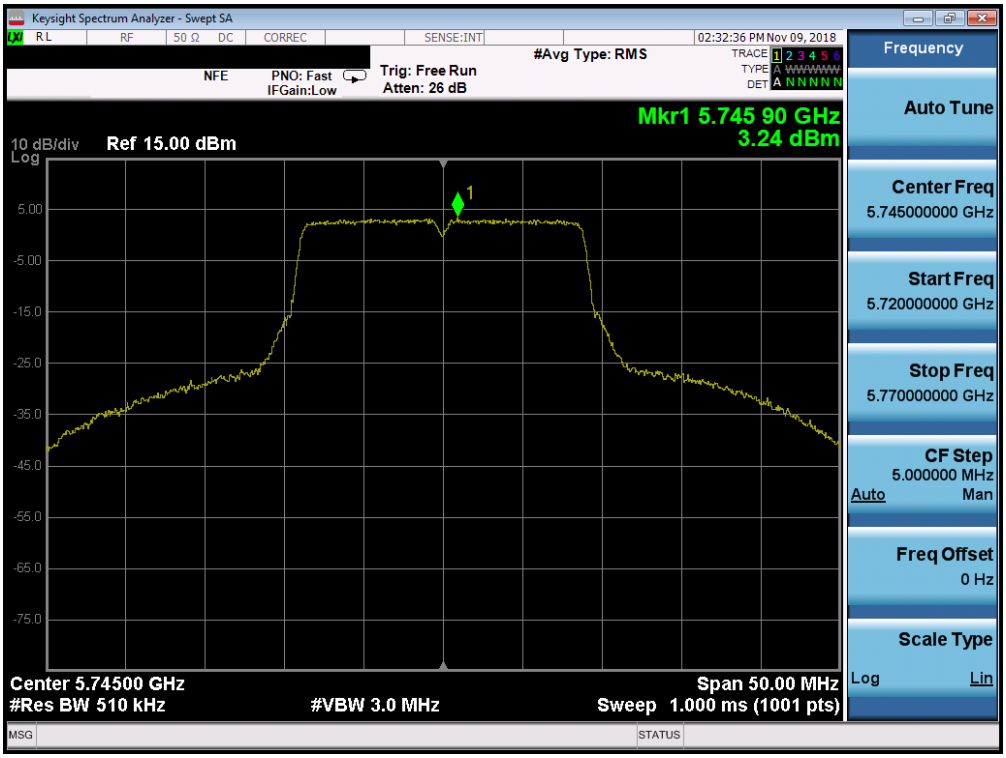

Plot 7-187. Power Spectral Density Plot SISO ANT1 (20MHz BW 802.11n (UNII Band 3) – Ch. 149)

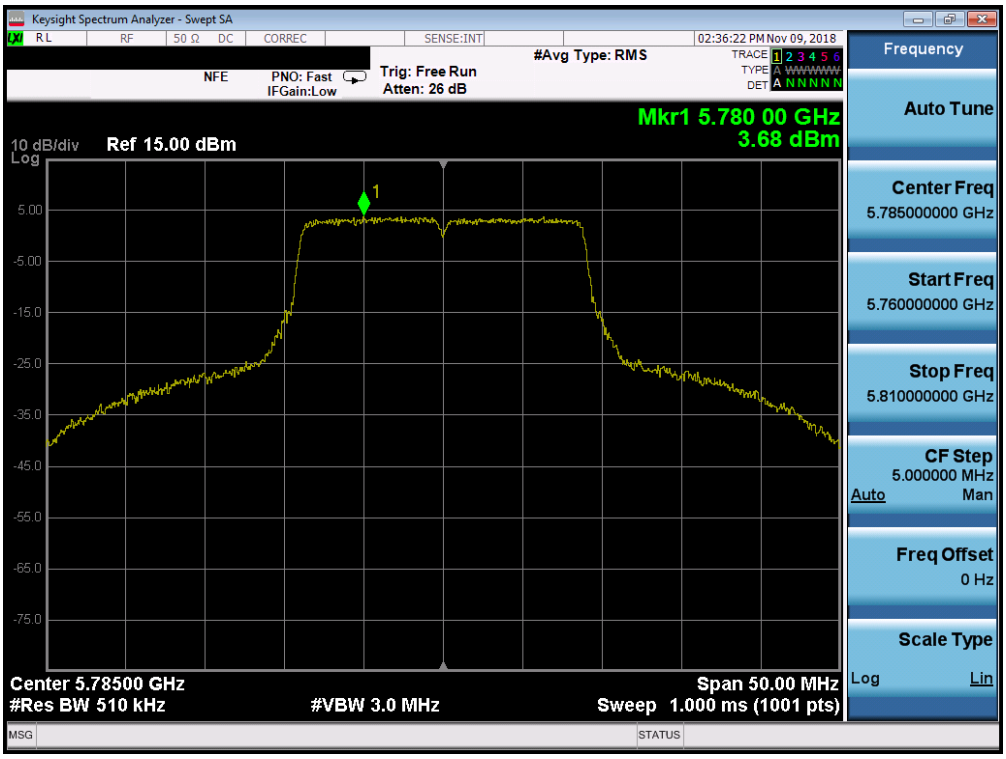

Plot 7-188. Power Spectral Density Plot SISO ANT1 (20MHz BW 802.11n (UNII Band 3) – Ch. 157)

© 2019 PCTEST Engineering Laboratory, Inc. V 8.8 11/19/2018
All rights reserved. Unless otherwise specified, no part of this report may be reproduced or utilized in any part, form or by any means, electronic or mechanical, including photocopying and microfilm, without permission in writing from PCTEST Engineering Laboratory, Inc. If you have any questions about this international copyright or have an enquiry about obtaining additional rights to this report or assembly of contents thereof, please contact INFO@PCTEST.COM.

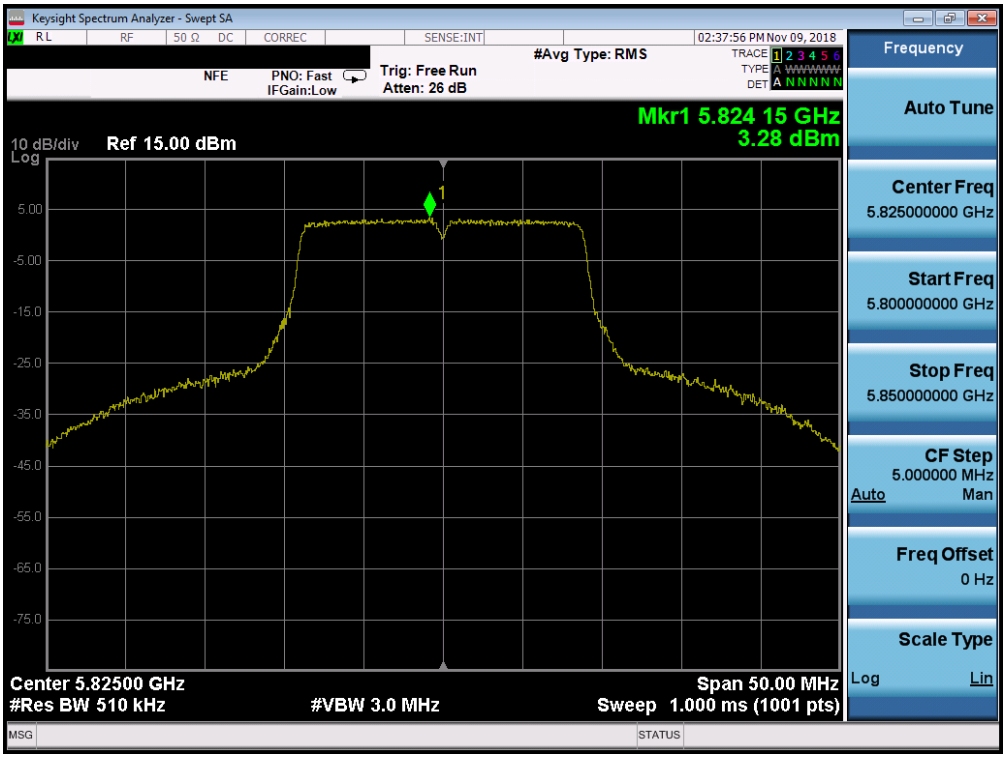

Plot 7-189. Power Spectral Density Plot SISO ANT1 (20MHz BW 802.11n (UNII Band 3) – Ch. 165)

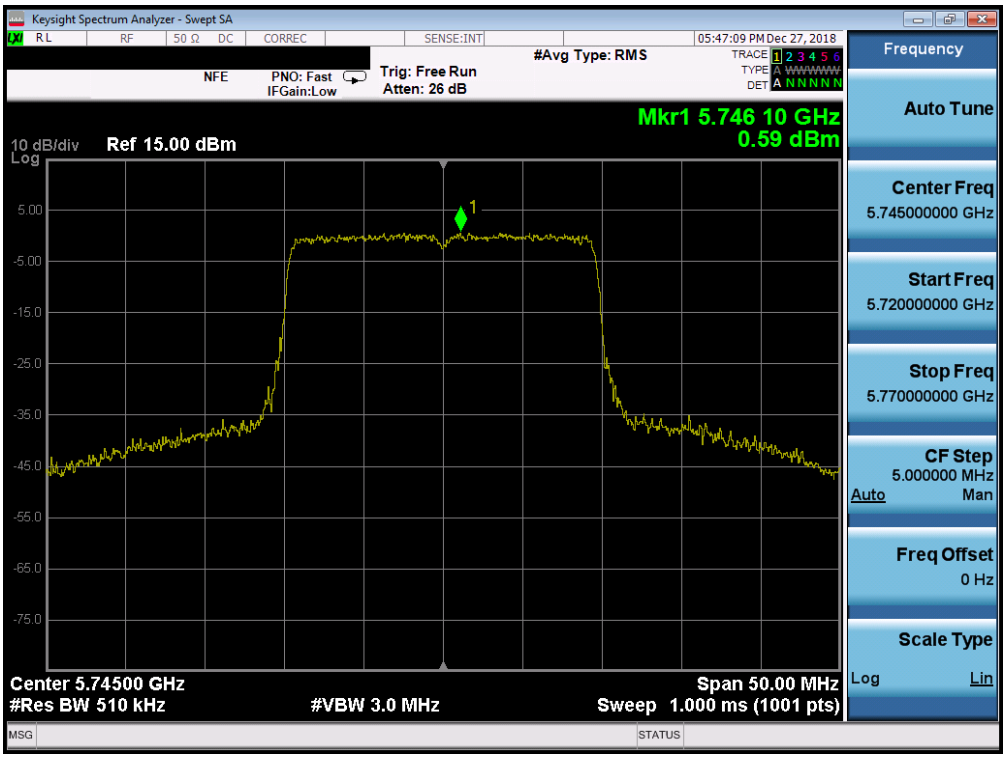

Plot 7-190. Power Spectral Density Plot SISO ANT1 (20MHz BW 802.11ax (UNII Band 3) – Ch. 149)

© 2019 PCTEST Engineering Laboratory, Inc. V 8.8 11/19/2018
All rights reserved. Unless otherwise specified, no part of this report may be reproduced or utilized in any part, form or by any means, electronic or mechanical, including photocopying and microfilm, without permission in writing from PCTEST Engineering Laboratory, Inc. If you have any questions about this international copyright or have an enquiry about obtaining additional rights to this report or assembly of contents thereof, please contact INFO@PCTEST.COM.

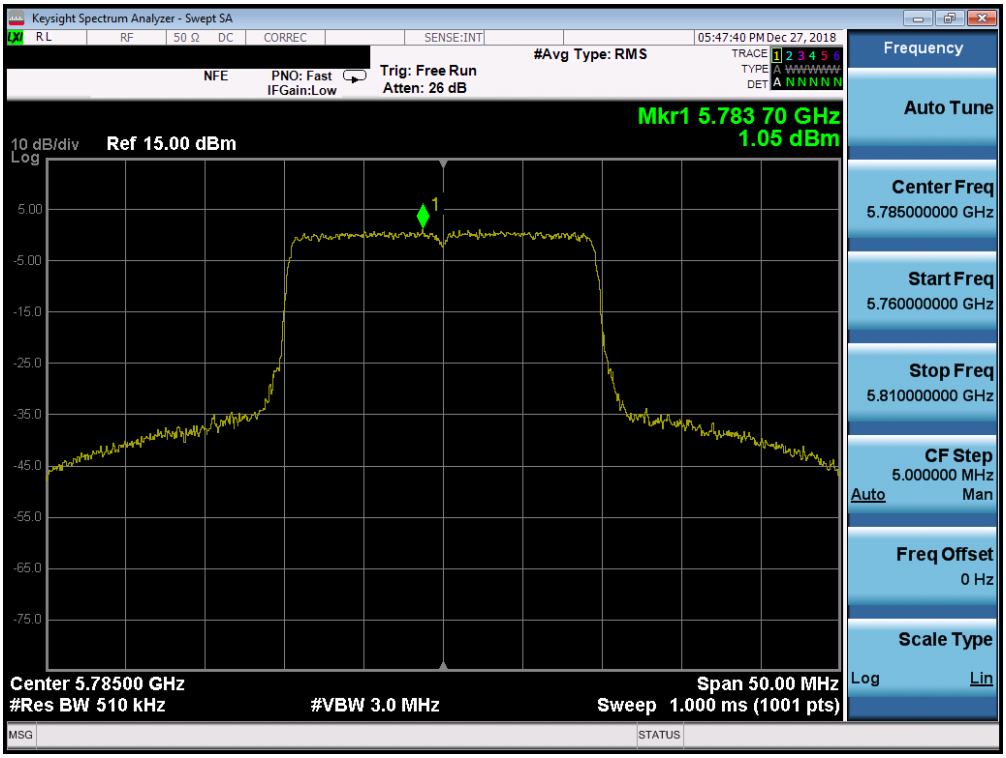

Plot 7-191. Power Spectral Density Plot SISO ANT1 (20MHz BW 802.11ax (UNII Band 3) – Ch. 157)

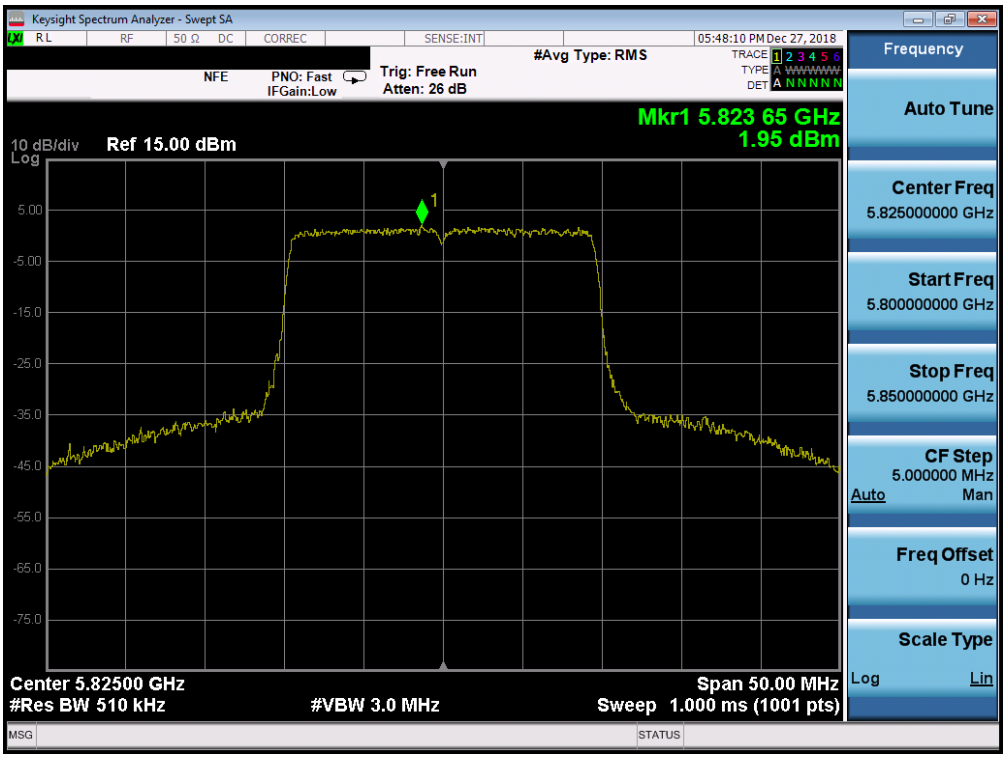

Plot 7-192. Power Spectral Density Plot SISO ANT1 (20MHz BW 802.11ax (UNII Band 3) – Ch. 165)

© 2019 PCTEST Engineering Laboratory, Inc. V 8.8 11/19/2018
All rights reserved. Unless otherwise specified, no part of this report may be reproduced or utilized in any part, form or by any means, electronic or mechanical, including photocopying and microfilm, without permission in writing from PCTEST Engineering Laboratory, Inc. If you have any questions about this international copyright or have an enquiry about obtaining additional rights to this report or assembly of contents thereof, please contact INFO@PCTEST.COM.

Plot 7-193. Power Spectral Density Plot SISO ANT1 (40MHz BW 802.11n (UNII Band 3) – Ch. 151)

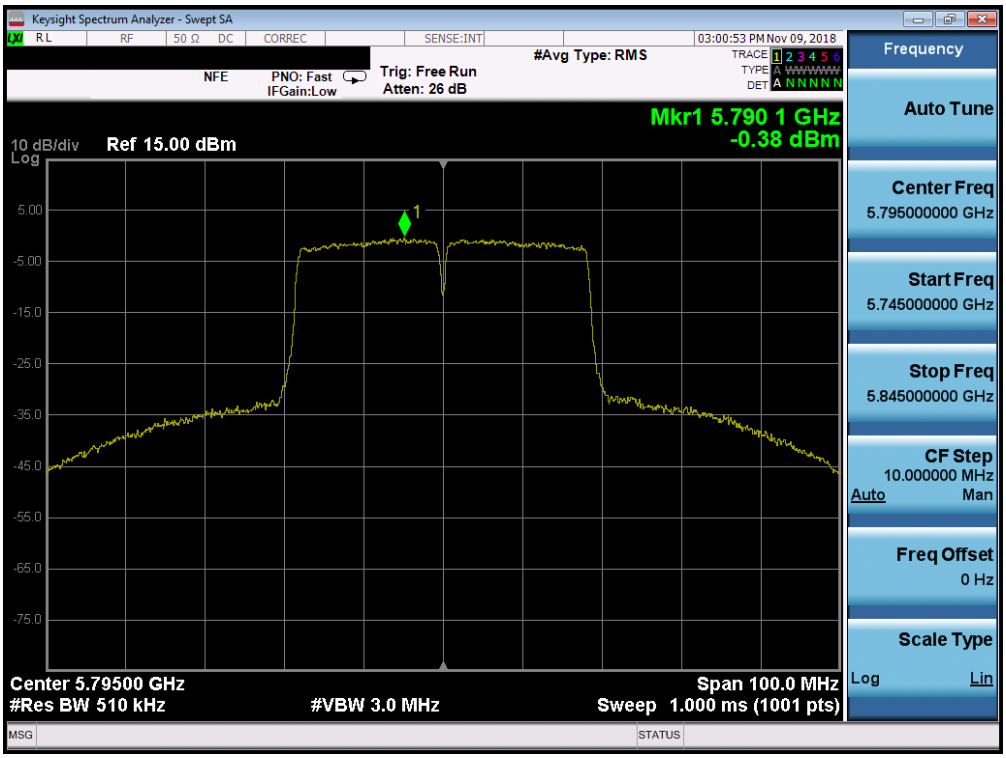

Plot 7-194. Power Spectral Density Plot SISO ANT1 (40MHz BW 802.11n (UNII Band 3) – Ch. 159)

© 2019 PCTEST Engineering Laboratory, Inc. V 8.8 11/19/2018
All rights reserved. Unless otherwise specified, no part of this report may be reproduced or utilized in any part, form or by any means, electronic or mechanical, including photocopying and microfilm, without permission in writing from PCTEST Engineering Laboratory, Inc. If you have any questions about this international copyright or have an enquiry about obtaining additional rights to this report or assembly of contents thereof, please contact INFO@PCTEST.COM.

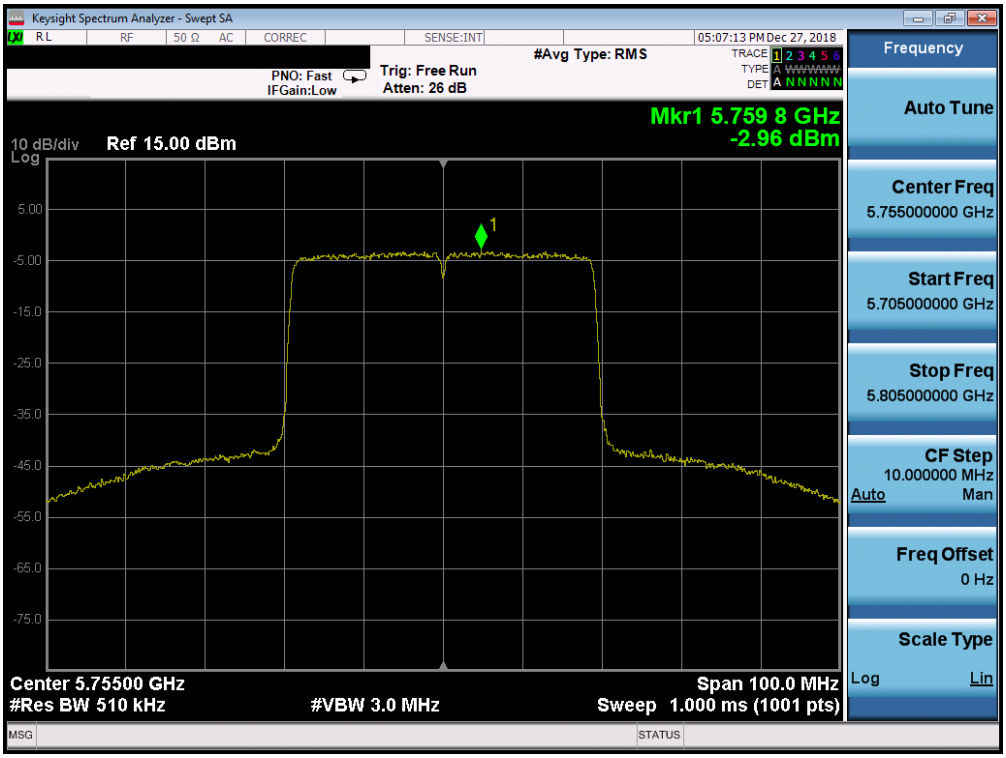

Plot 7-195. Power Spectral Density Plot SISO ANT1 (40MHz BW 802.11ax (UNII Band 3) – Ch. 151)

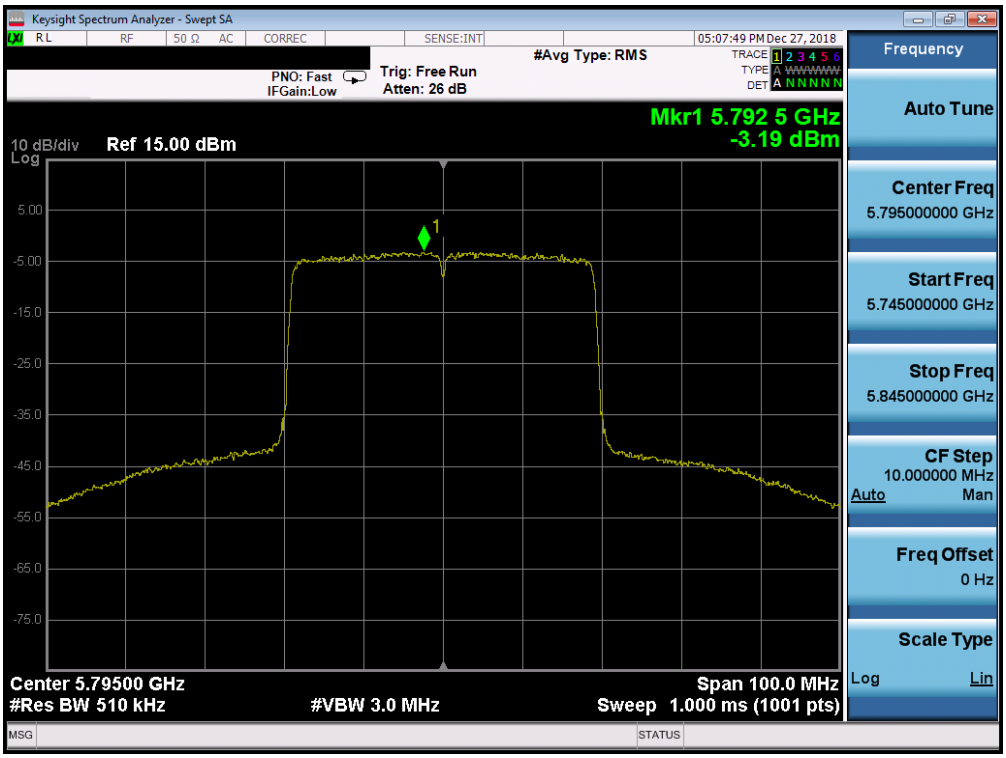

Plot 7-196. Power Spectral Density Plot SISO ANT1 (40MHz BW 802.11ax (UNII Band 3) – Ch. 159)

© 2019 PCTEST Engineering Laboratory, Inc. V 8.8 11/19/2018
All rights reserved. Unless otherwise specified, no part of this report may be reproduced or utilized in any part, form or by any means, electronic or mechanical, including photocopying and microfilm, without permission in writing from PCTEST Engineering Laboratory, Inc. If you have any questions about this international copyright or have an enquiry about obtaining additional rights to this report or assembly of contents thereof, please contact INFO@PCTEST.COM.

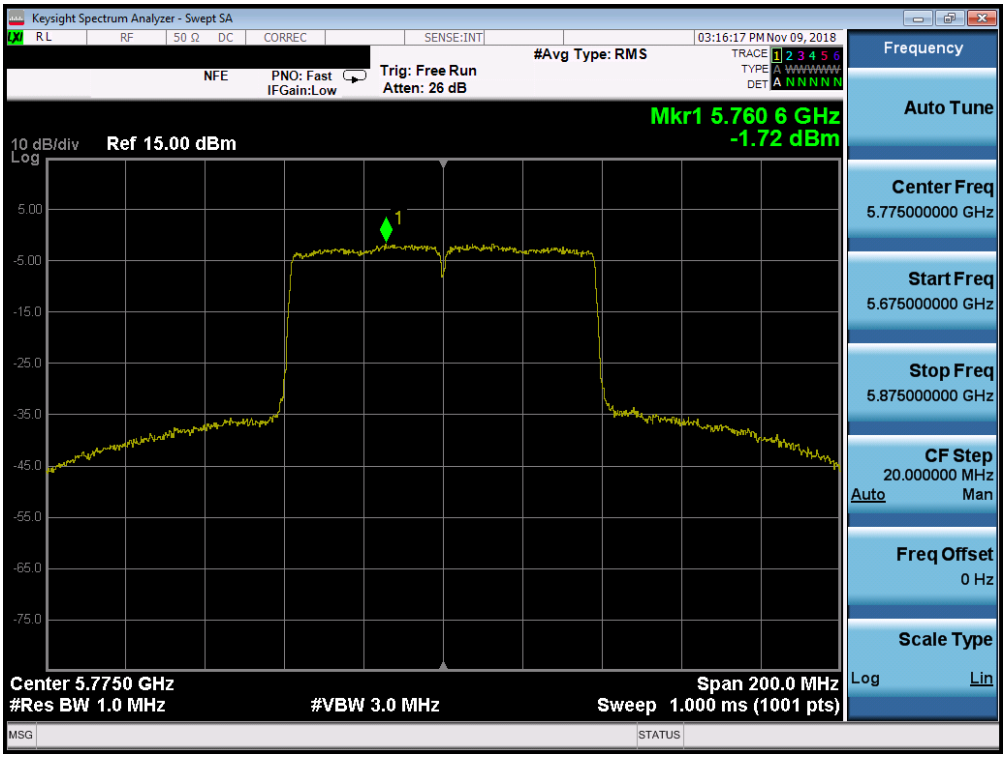

Plot 7-197. Power Spectral Density Plot SISO ANT1 (80MHz BW 802.11ac (UNII Band 3) – Ch. 155)

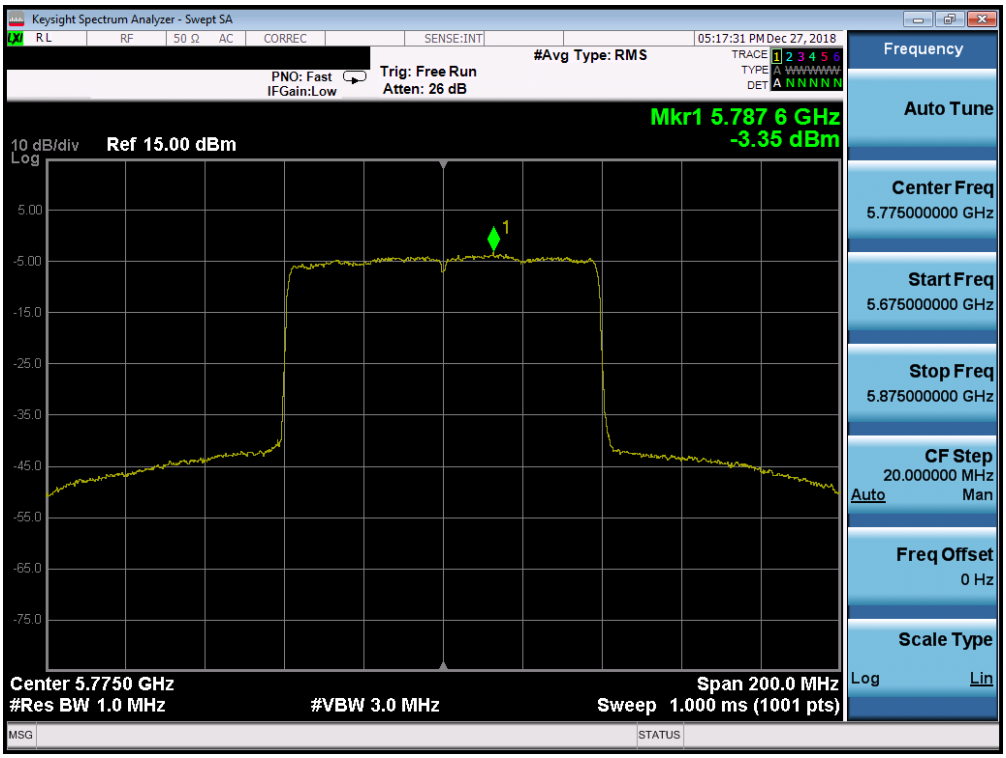

Plot 7-198. Power Spectral Density Plot SISO ANT1 (80MHz BW 802.11ax (UNII Band 3) – Ch. 155)

© 2019 PCTEST Engineering Laboratory, Inc. V 8.8 11/19/2018
All rights reserved. Unless otherwise specified, no part of this report may be reproduced or utilized in any part, form or by any means, electronic or mechanical, including photocopying and microfilm, without permission in writing from PCTEST Engineering Laboratory, Inc. If you have any questions about this international copyright or have an enquiry about obtaining additional rights to this report or assembly of contents thereof, please contact INFO@PCTEST.COM.

SISO Antenna-2 Power Spectral Density Measurements

	Frequency [MHz]	Channel No.	802.11 Mode	Data Rate [Mbps]	Measured Power Density [dBm]	Max Power Density [dBm/MHz]	Margin [dB]
Band 1	5180	36	a	6	6.40	11.0	-4.60
	5200	40	a	6	6.61	11.0	-4.39
	5240	48	a	6	6.75	11.0	-4.25
	5180	36	n (20MHz)	6.5/7.2 (MCS0)	6.60	11.0	-4.40
	5200	40	n (20MHz)	6.5/7.2 (MCS0)	6.73	11.0	-4.27
	5240	48	n (20MHz)	6.5/7.2 (MCS0)	6.94	11.0	-4.06
	5180	36	ax (20MHz)	6.5/7.2 (MCS0)	4.35	11.0	-6.65
	5200	40	ax (20MHz)	6.5/7.2 (MCS0)	4.40	11.0	-6.60
	5240	48	ax (20MHz)	6.5/7.2 (MCS0)	4.31	11.0	-6.69
	5190	38	n (40MHz)	13.5/15 (MCS0)	2.87	11.0	-8.13
	5230	46	n (40MHz)	13.5/15 (MCS0)	2.86	11.0	-8.14
	5190	38	ax (40MHz)	13.5/15 (MCS0)	-0.51	11.0	-11.51
	5230	46	ax (40MHz)	13.5/15 (MCS0)	-0.29	11.0	-11.29
	5210	42	ac (80MHz)	29.3/32.5 (MCS0)	0.00	11.0	-11.00
	5210	42	ax (80MHz)	29.3/32.5 (MCS0)	-4.43	11.0	-15.43
Band 2A	5260	52	a	6	6.52	11.0	-4.48
	5280	56	a	6	6.49	11.0	-4.51
	5320	64	a	6	6.65	11.0	-4.36
	5260	52	n (20MHz)	6.5/7.2 (MCS0)	6.49	11.0	-4.51
	5280	56	n (20MHz)	6.5/7.2 (MCS0)	6.50	11.0	-4.50
	5320	64	n (20MHz)	6.5/7.2 (MCS0)	7.13	11.0	-3.87
	5260	52	ax (20MHz)	6.5/7.2 (MCS0)	3.94	11.0	-7.06
	5280	56	ax (20MHz)	6.5/7.2 (MCS0)	4.07	11.0	-6.93
	5320	64	ax (20MHz)	6.5/7.2 (MCS0)	4.41	11.0	-6.59
	5270	54	n (40MHz)	13.5/15 (MCS0)	2.54	11.0	-8.46
	5310	62	n (40MHz)	13.5/15 (MCS0)	2.44	11.0	-8.56
	5270	54	ax (40MHz)	13.5/15 (MCS0)	-0.48	11.0	-11.48
	5310	62	ax (40MHz)	13.5/15 (MCS0)	-0.63	11.0	-11.63
	5290	58	ac (80MHz)	29.3/32.5 (MCS0)	-0.35	11.0	-11.35
	5290	58	ax (80MHz)	29.3/32.5 (MCS0)	-5.11	11.0	-16.11
Band 2C	5500	100	a	6	6.64	11.0	-4.36
	5600	120	a	6	7.00	11.0	-4.00
	5720	144	a	6	7.14	11.0	-3.86
	5500	100	n (20MHz)	6.5/7.2 (MCS0)	6.91	11.0	-4.09
	5600	120	n (20MHz)	6.5/7.2 (MCS0)	7.08	11.0	-3.92
	5720	144	n (20MHz)	6.5/7.2 (MCS0)	6.90	11.0	-4.10
	5500	100	ax (20MHz)	6.5/7.2 (MCS0)	3.88	11.0	-7.12
	5600	120	ax (20MHz)	6.5/7.2 (MCS0)	4.16	11.0	-6.84
	5720	144	ax (20MHz)	6.5/7.2 (MCS0)	3.80	11.0	-7.20
	5510	102	n (40MHz)	13.5/15 (MCS0)	2.78	11.0	-8.22
	5590	118	n (40MHz)	13.5/15 (MCS0)	2.90	11.0	-8.10
	5710	142	n (40MHz)	13.5/15 (MCS0)	2.63	11.0	-8.37
	5510	102	ax (40MHz)	13.5/15 (MCS0)	-0.85	11.0	-11.85
	5590	118	ax (40MHz)	13.5/15 (MCS0)	-0.97	11.0	-11.97
	5710	142	ax (40MHz)	29.3/32.5 (MCS0)	-0.71	11.0	-11.71
	5530	106	ac (80MHz)	29.3/32.5 (MCS0)	0.04	11.0	-10.96
	5610	122	ac (80MHz)	29.3/32.5 (MCS0)	0.12	11.0	-10.88
	5690	138	ac (80MHz)	29.3/32.5 (MCS0)	-4.35	11.0	-15.35
	5530	106	ax (80MHz)	29.3/32.5 (MCS0)	-4.75	11.0	-15.75
	5610	122	ax (80MHz)	29.3/32.5 (MCS0)	-4.86	11.0	-15.86
	5690	138	ax (80MHz)	29.3/32.5 (MCS0)	-6.07	11.0	-17.07

Table 7-21. Conducted Power Spectral Density Measurements SISO ANT2

© 2019 PCTEST Engineering Laboratory, Inc. V 8.8 11/19/2018

All rights reserved. Unless otherwise specified, no part of this report may be reproduced or utilized in any part, form or by any means, electronic or mechanical, including photocopying and microfilm, without permission in writing from PCTEST Engineering Laboratory, Inc. If you have any questions about this international copyright or have an enquiry about obtaining additional rights to this report or assembly of contents thereof, please contact INFO@PCTEST.COM.

	Frequency [MHz]	Channel No.	802.11 Mode	Data Rate [Mbps]	Measured Power Density [dBm]	Antenna Gain [dBi]	e.i.r.p. Power Density [dBm/MHz]	ISED Max e.i.r.p. Power Density [dBm/MHz]	Margin [dB]
Band 1	5180	36	a	6	6.40	-8.43	-2.03	10.0	-12.03
	5200	40	a	6	6.61	-8.34	-1.73	10.0	-11.73
	5240	48	a	6	6.75	-7.99	-1.24	10.0	-11.24
	5180	36	n (20MHz)	6.5/7.2 (MCS0)	6.60	-8.43	-1.83	10.0	-11.83
	5200	40	n (20MHz)	6.5/7.2 (MCS0)	6.73	-8.34	-1.61	10.0	-11.61
	5240	48	n (20MHz)	6.5/7.2 (MCS0)	6.94	-7.99	-1.05	10.0	-11.05
	5180	36	ax (20MHz)	6.5/7.2 (MCS0)	4.35	-8.43	-4.08	10.0	-14.08
	5200	40	ax (20MHz)	6.5/7.2 (MCS0)	4.40	-8.34	-3.94	10.0	-13.94
	5240	48	ax (20MHz)	6.5/7.2 (MCS0)	4.31	-7.99	-3.68	10.0	-13.68
	5230	46	n (40MHz)	13.5/15 (MCS0)	2.86	-5.99	-3.13	12.0	-15.13
	5190	38	ax (40MHz)	13.5/15 (MCS0)	-0.51	-4.99	-5.50	13.0	-18.50
	5230	46	ax (40MHz)	13.5/15 (MCS0)	-0.29	-3.99	-4.28	14.0	-18.28
	5210	42	ac (80MHz)	29.3/32.5 (MCS0)	0.00	-2.99	-2.99	15.0	-17.99
	5210	42	ax (80MHz)	29.3/32.5 (MCS0)	-4.43	-1.99	-6.42	16.0	-22.42

Table 7-22. Band 1 e.i.r.p. Conducted Power Spectral Density Measurements (ISED) SISO ANT2

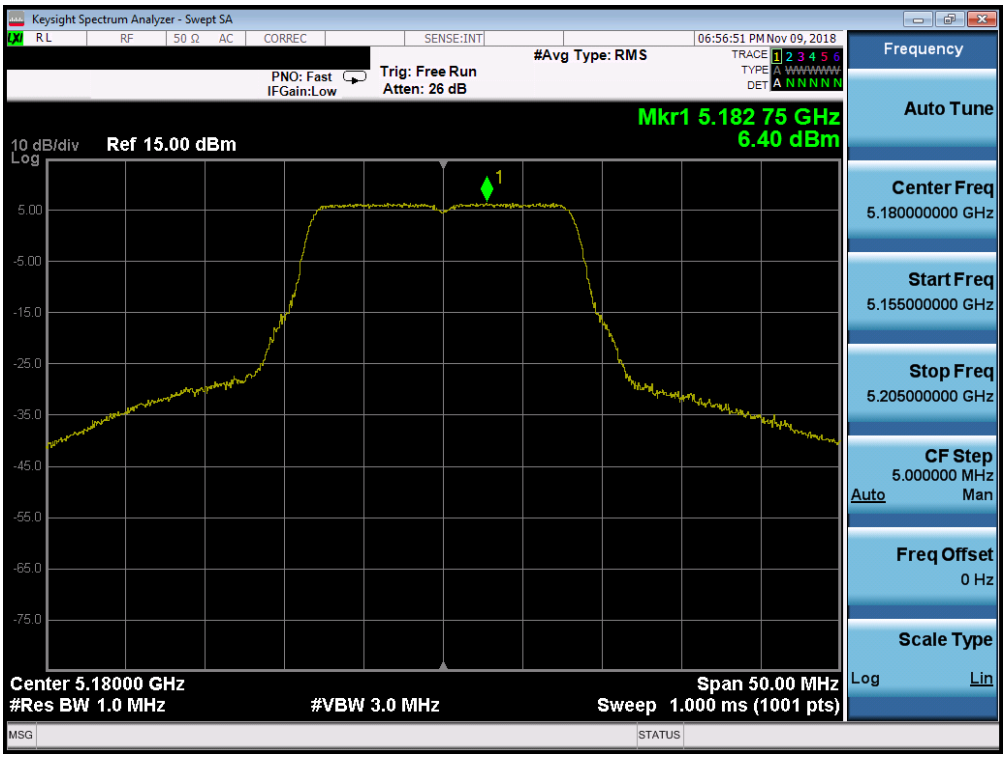

Plot 7-199. Power Spectral Density Plot SISO ANT2 (802.11a (UNII Band 1) – Ch. 36)

© 2019 PCTEST Engineering Laboratory, Inc. V 8.8 11/19/2018
All rights reserved. Unless otherwise specified, no part of this report may be reproduced or utilized in any part, form or by any means, electronic or mechanical, including photocopying and microfilm, without permission in writing from PCTEST Engineering Laboratory, Inc. If you have any questions about this international copyright or have an enquiry about obtaining additional rights to this report or assembly of contents thereof, please contact INFO@PCTEST.COM.

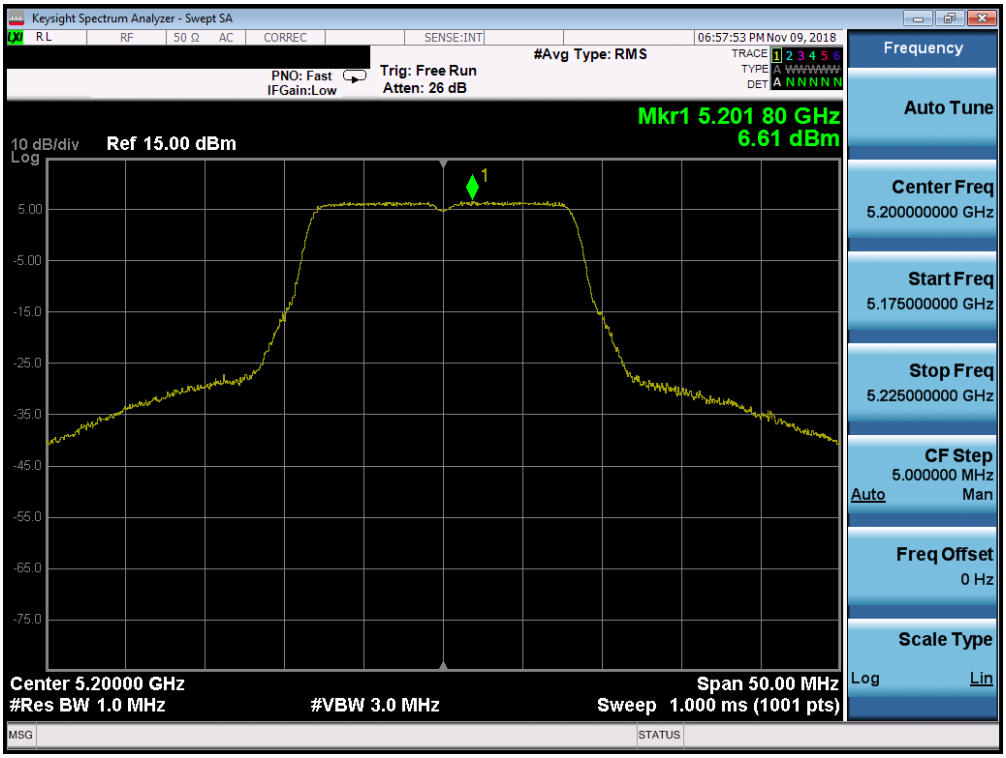

Plot 7-200. Power Spectral Density Plot SISO ANT2 (802.11a (UNII Band 1) – Ch. 40)

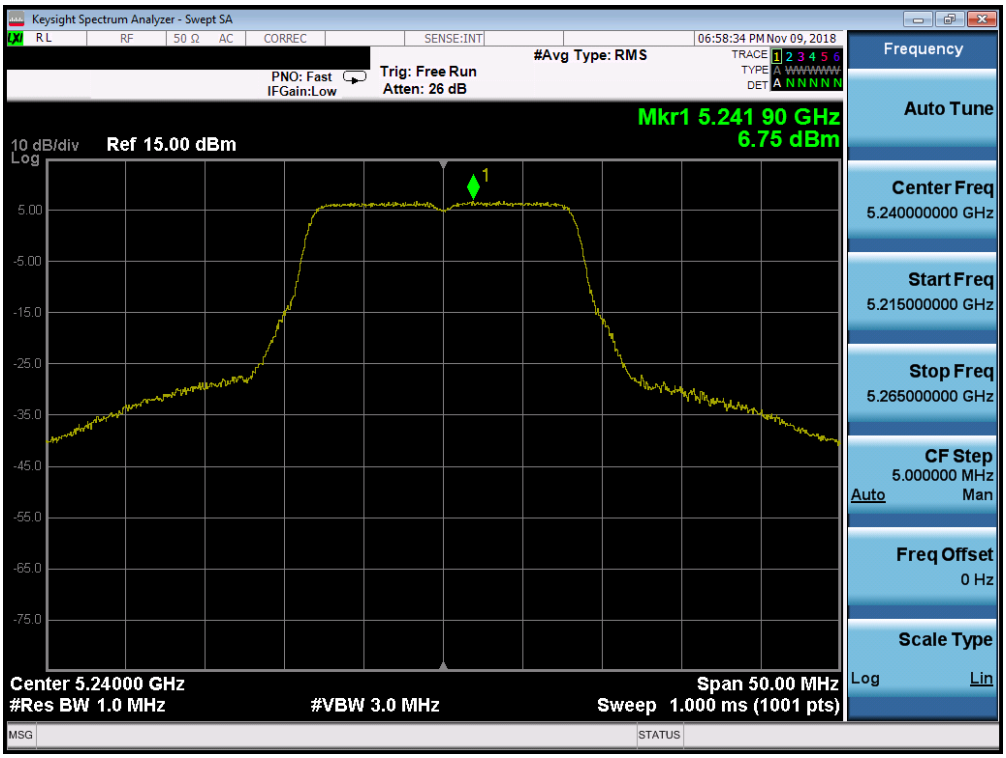

Plot 7-201. Power Spectral Density Plot SISO ANT2 (802.11a (UNII Band 1) – Ch. 48)

© 2019 PCTEST Engineering Laboratory, Inc. V 8.8 11/19/2018
All rights reserved. Unless otherwise specified, no part of this report may be reproduced or utilized in any part, form or by any means, electronic or mechanical, including photocopying and microfilm, without permission in writing from PCTEST Engineering Laboratory, Inc. If you have any questions about this international copyright or have an enquiry about obtaining additional rights to this report or assembly of contents thereof, please contact INFO@PCTEST.COM.

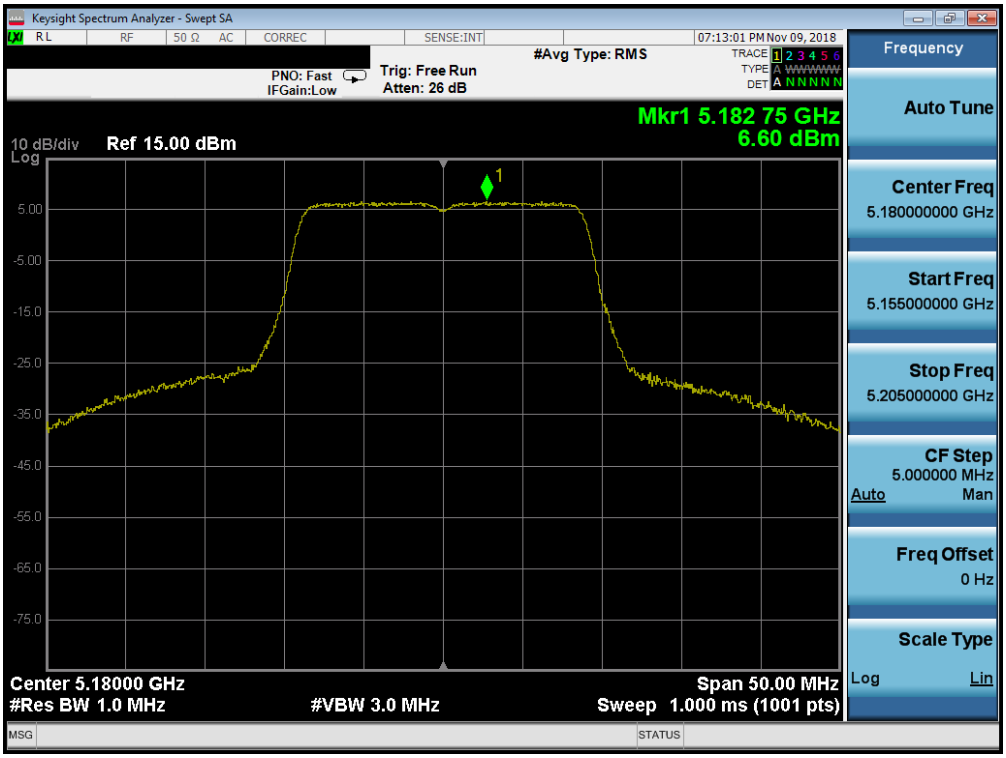

Plot 7-202. Power Spectral Density Plot SISO ANT2 (20MHz BW 802.11n (UNII Band 1) – Ch. 36)

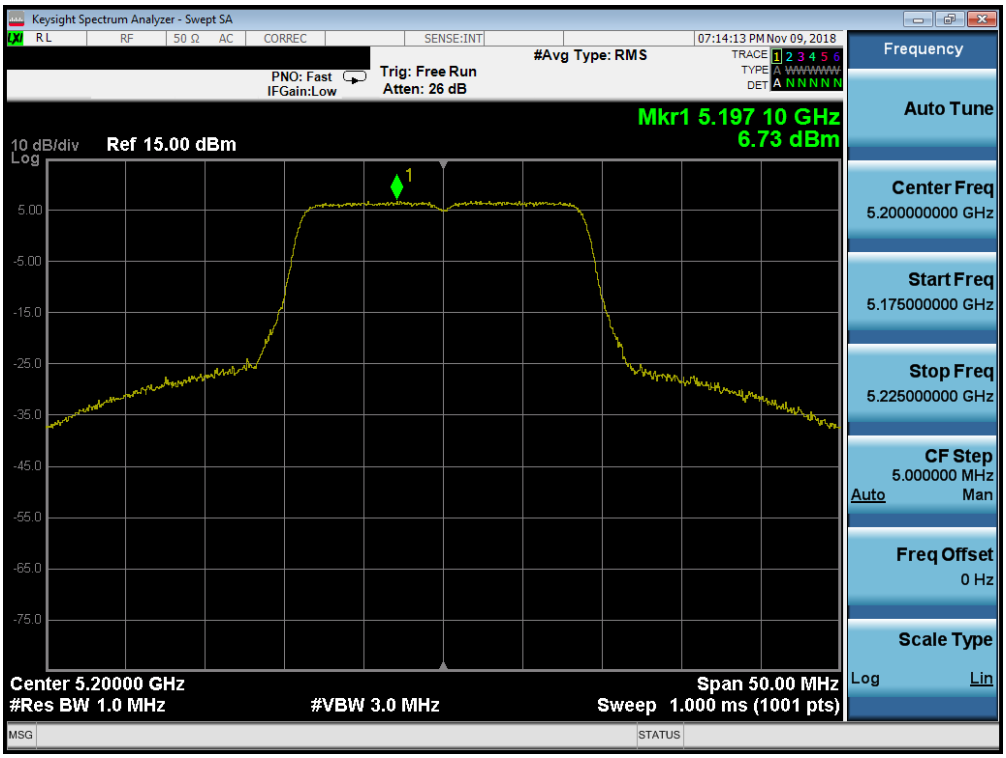

Plot 7-203. Power Spectral Density Plot SISO ANT2 (20MHz BW 802.11n (UNII Band 1) – Ch. 40)

© 2019 PCTEST Engineering Laboratory, Inc. V 8.8 11/19/2018
All rights reserved. Unless otherwise specified, no part of this report may be reproduced or utilized in any part, form or by any means, electronic or mechanical, including photocopying and microfilm, without permission in writing from PCTEST Engineering Laboratory, Inc. If you have any questions about this international copyright or have an enquiry about obtaining additional rights to this report or assembly of contents thereof, please contact INFO@PCTEST.COM.

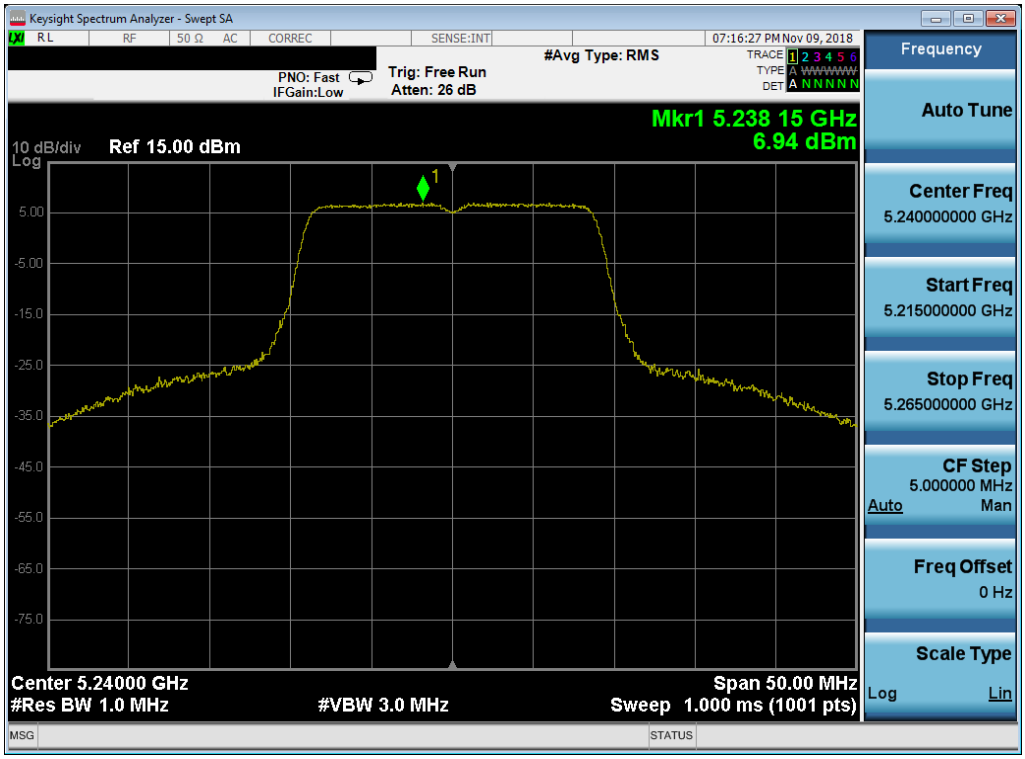

Plot 7-204. Power Spectral Density Plot SISO ANT2 (20MHz BW 802.11n (UNII Band 1) – Ch. 48)

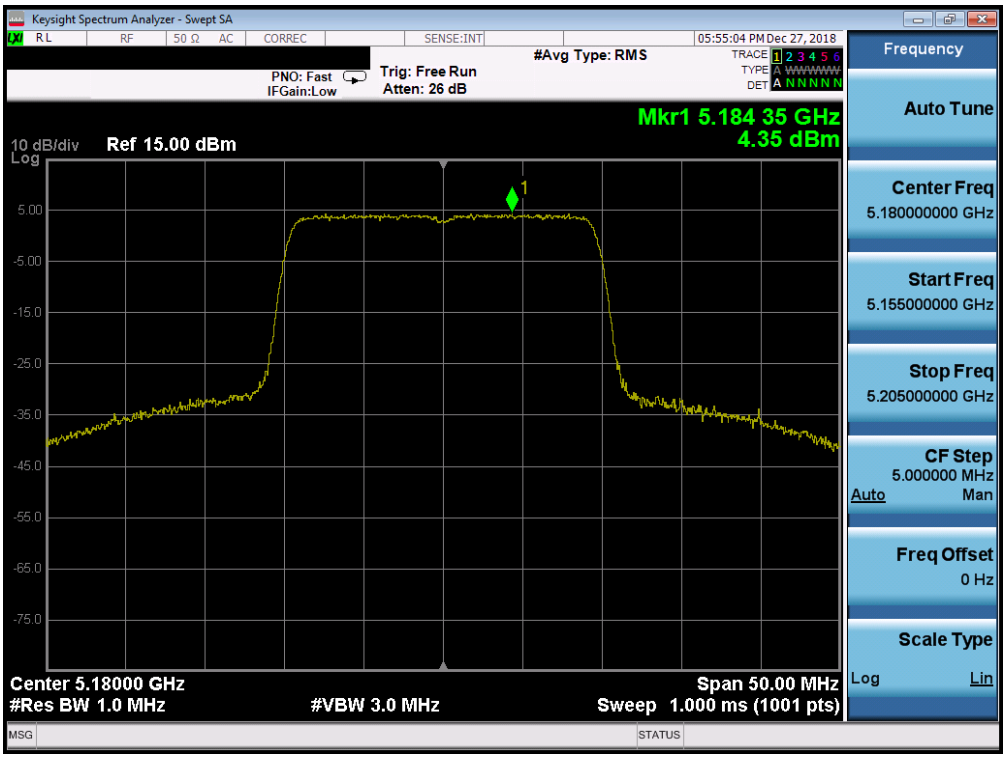

Plot 7-205. Power Spectral Density Plot SISO ANT2 (20MHz BW 802.11ax (UNII Band 1) – Ch. 36)

© 2019 PCTEST Engineering Laboratory, Inc. V 8.8 11/19/2018
All rights reserved. Unless otherwise specified, no part of this report may be reproduced or utilized in any part, form or by any means, electronic or mechanical, including photocopying and microfilm, without permission in writing from PCTEST Engineering Laboratory, Inc. If you have any questions about this international copyright or have an enquiry about obtaining additional rights to this report or assembly of contents thereof, please contact INFO@PCTEST.COM.

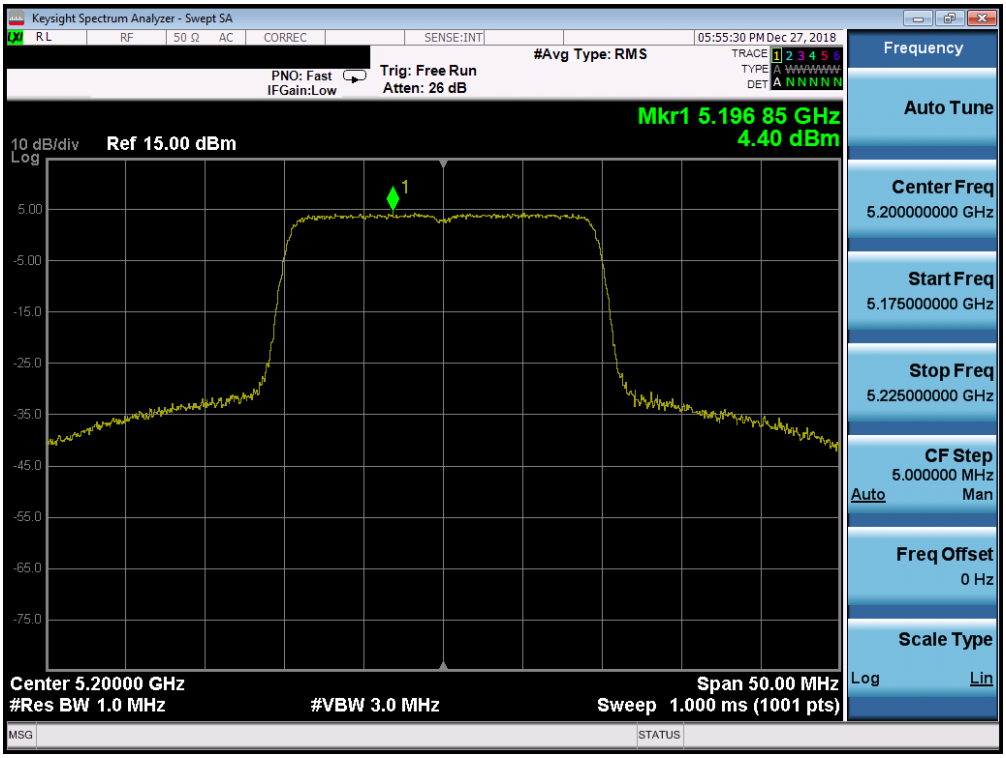

Plot 7-206. Power Spectral Density Plot SISO ANT2 (20MHz BW 802.11ax (UNII Band 1) – Ch. 40)

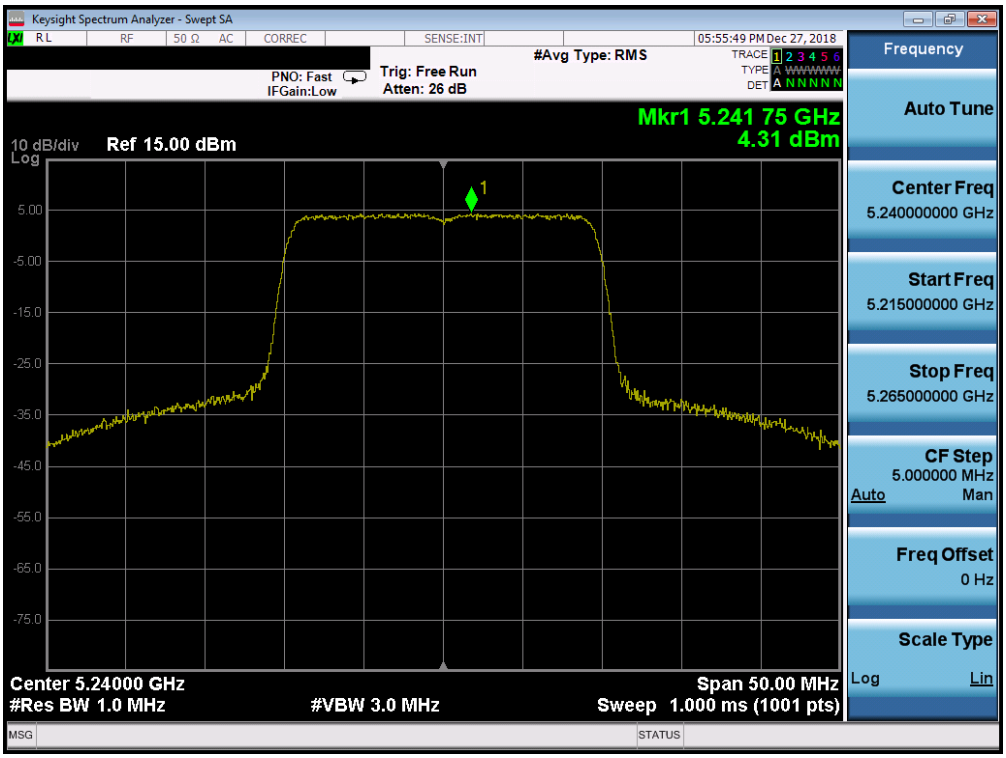

Plot 7-207. Power Spectral Density Plot SISO ANT2 (20MHz BW 802.11ax (UNII Band 1) – Ch. 48)

© 2019 PCTEST Engineering Laboratory, Inc. V 8.8 11/19/2018
All rights reserved. Unless otherwise specified, no part of this report may be reproduced or utilized in any part, form or by any means, electronic or mechanical, including photocopying and microfilm, without permission in writing from PCTEST Engineering Laboratory, Inc. If you have any questions about this international copyright or have an enquiry about obtaining additional rights to this report or assembly of contents thereof, please contact INFO@PCTEST.COM.

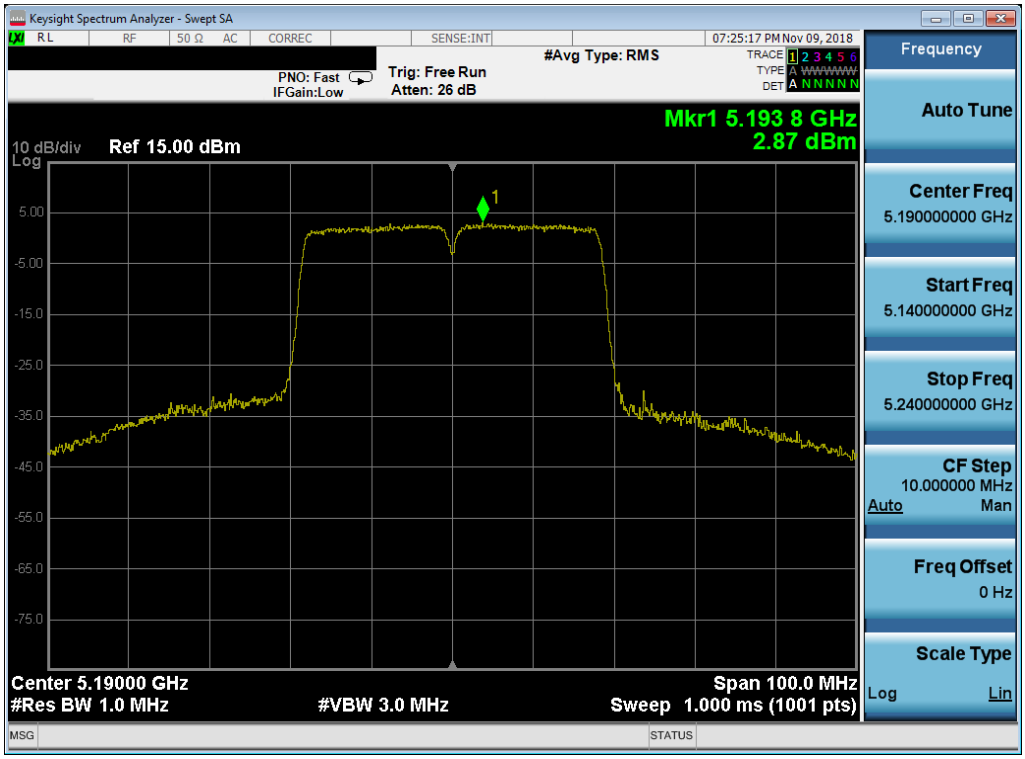

Plot 7-208. Power Spectral Density Plot SISO ANT2 (40MHz BW 802.11n (UNII Band 1) – Ch. 38)

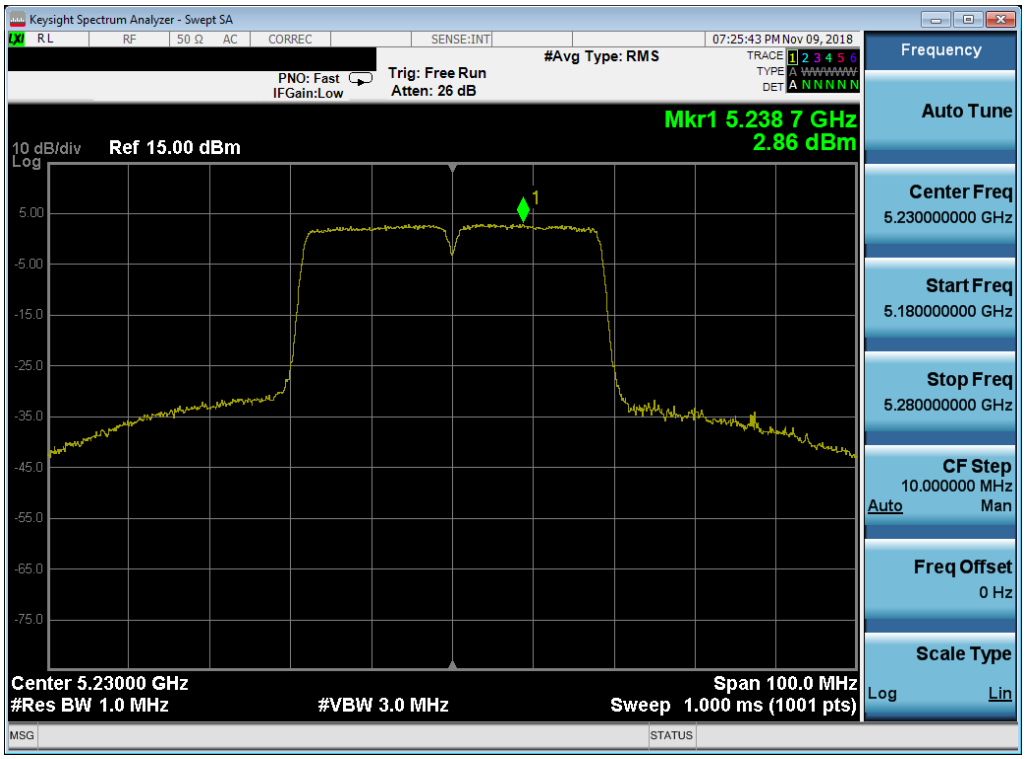

Plot 7-209. Power Spectral Density Plot SISO ANT2 (40MHz BW 802.11n (UNII Band 1) – Ch. 46)

© 2019 PCTEST Engineering Laboratory, Inc. V 8.8 11/19/2018
All rights reserved. Unless otherwise specified, no part of this report may be reproduced or utilized in any part, form or by any means, electronic or mechanical, including photocopying and microfilm, without permission in writing from PCTEST Engineering Laboratory, Inc. If you have any questions about this international copyright or have an enquiry about obtaining additional rights to this report or assembly of contents thereof, please contact INFO@PCTEST.COM.

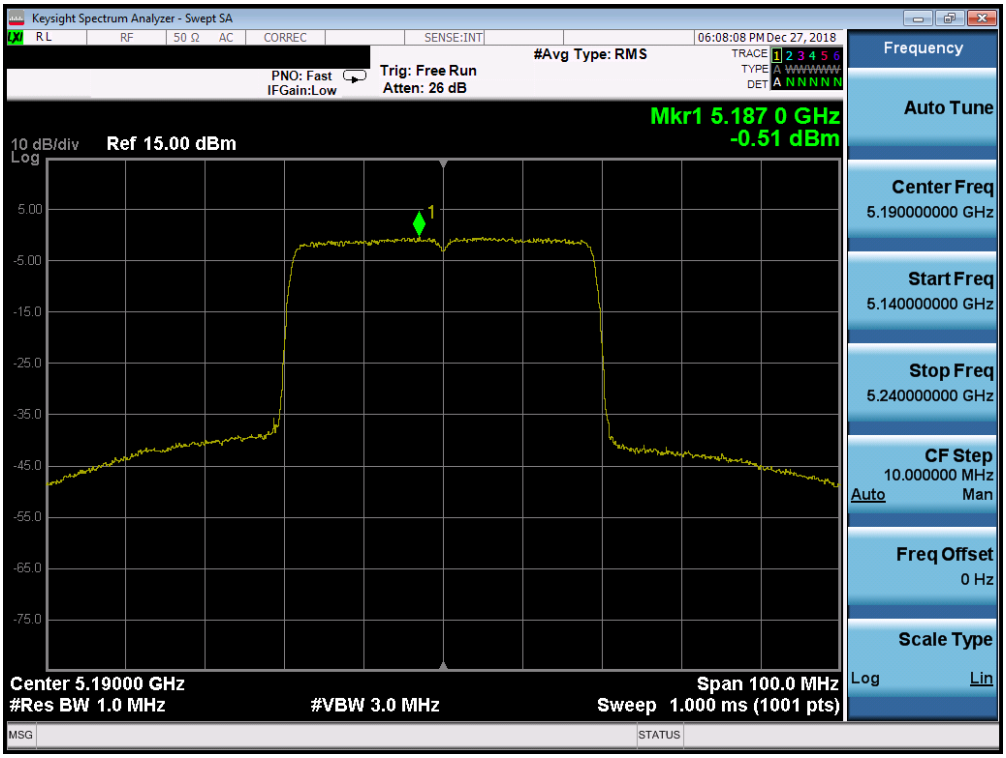

Plot 7-210. Power Spectral Density Plot SISO ANT2 (40MHz BW 802.11ax (UNII Band 1) – Ch. 38)

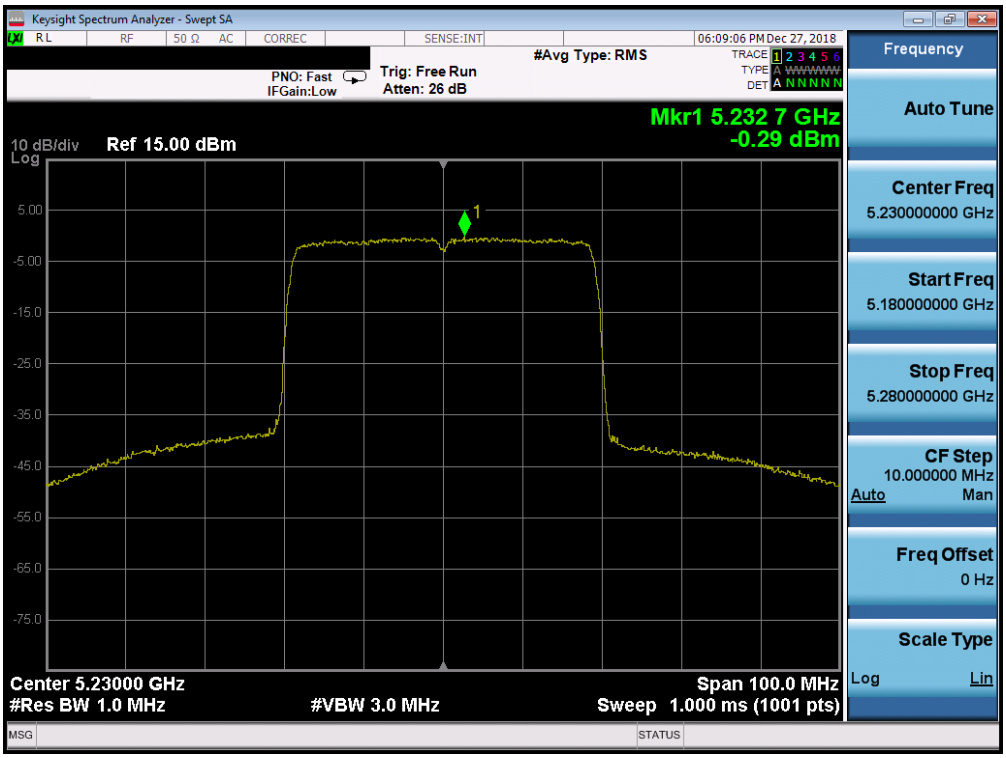

Plot 7-211. Power Spectral Density Plot SISO ANT2 (40MHz BW 802.11ax (UNII Band 1) – Ch. 46)

© 2019 PCTEST Engineering Laboratory, Inc. V 8.8 11/19/2018
All rights reserved. Unless otherwise specified, no part of this report may be reproduced or utilized in any part, form or by any means, electronic or mechanical, including photocopying and microfilm, without permission in writing from PCTEST Engineering Laboratory, Inc. If you have any questions about this international copyright or have an enquiry about obtaining additional rights to this report or assembly of contents thereof, please contact INFO@PCTEST.COM.

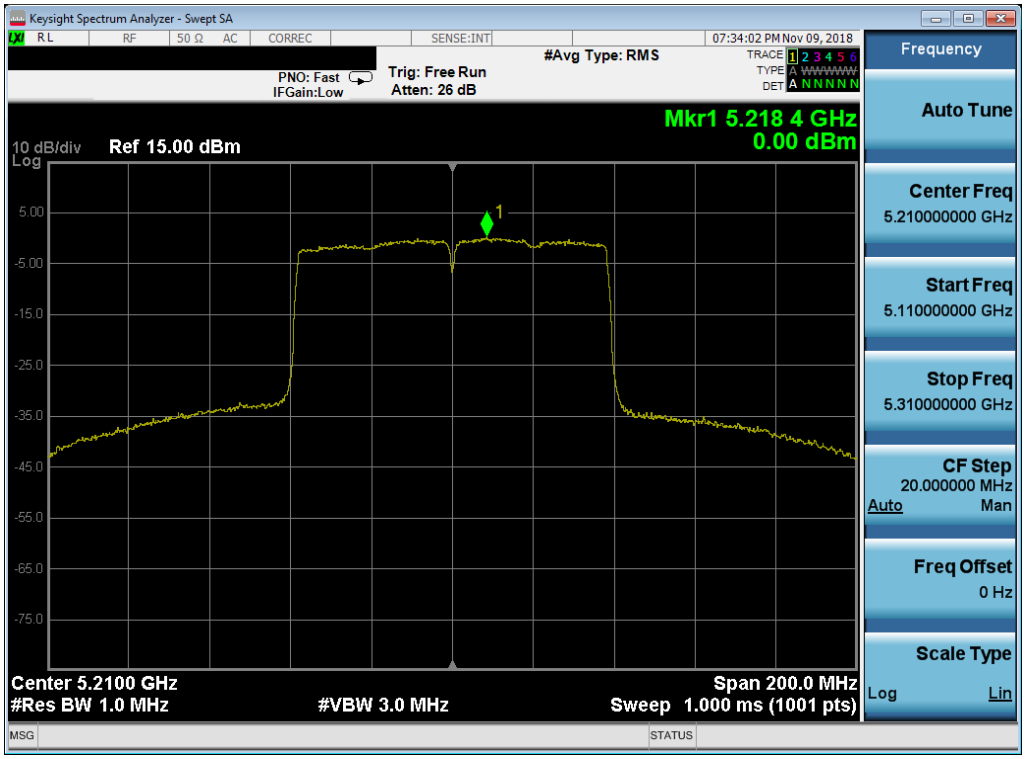

Plot 7-212. Power Spectral Density Plot SISO ANT2 (80MHz BW 802.11ac (UNII Band 1) – Ch. 42)

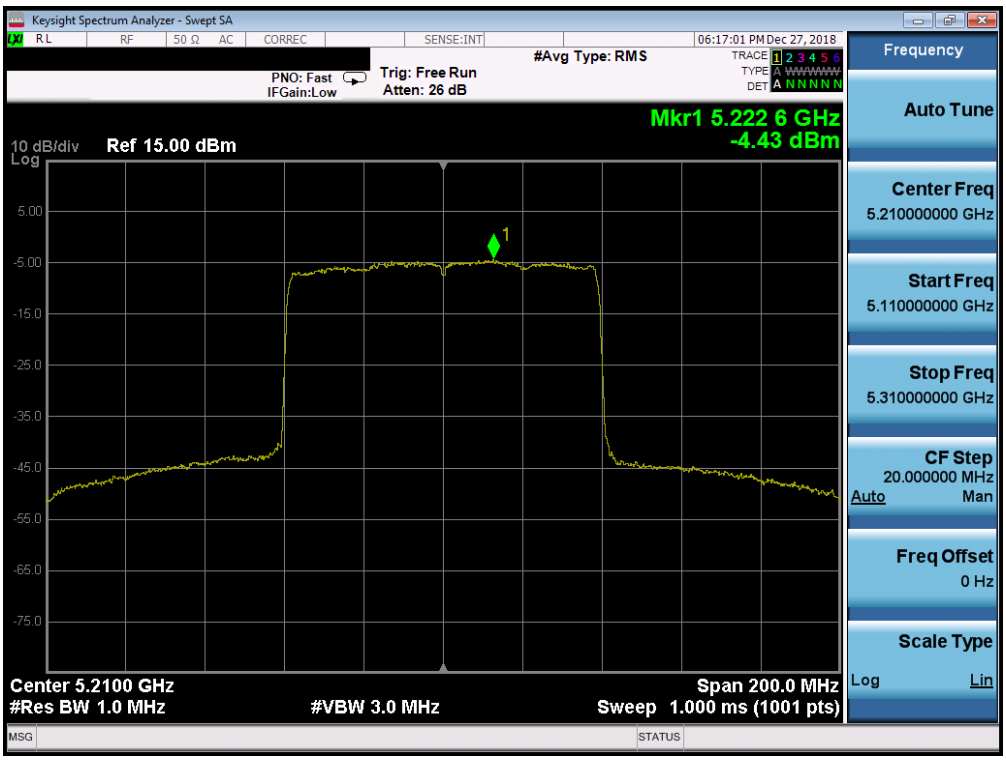

Plot 7-213. Power Spectral Density Plot SISO ANT2 (80MHz BW 802.11ac (UNII Band 1) – Ch. 42)

© 2019 PCTEST Engineering Laboratory, Inc. V 8.8 11/19/2018
All rights reserved. Unless otherwise specified, no part of this report may be reproduced or utilized in any part, form or by any means, electronic or mechanical, including photocopying and microfilm, without permission in writing from PCTEST Engineering Laboratory, Inc. If you have any questions about this international copyright or have an enquiry about obtaining additional rights to this report or assembly of contents thereof, please contact INFO@PCTEST.COM.

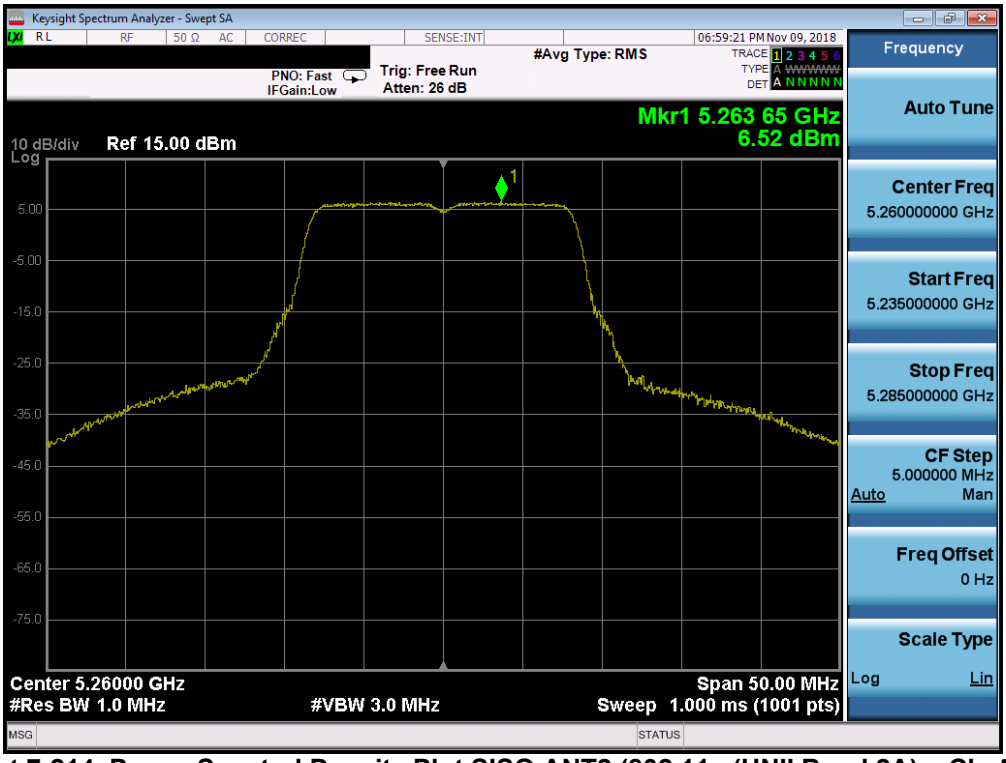

Plot 7-214. Power Spectral Density Plot SISO ANT2 (802.11a (UNII Band 2A) – Ch. 52)

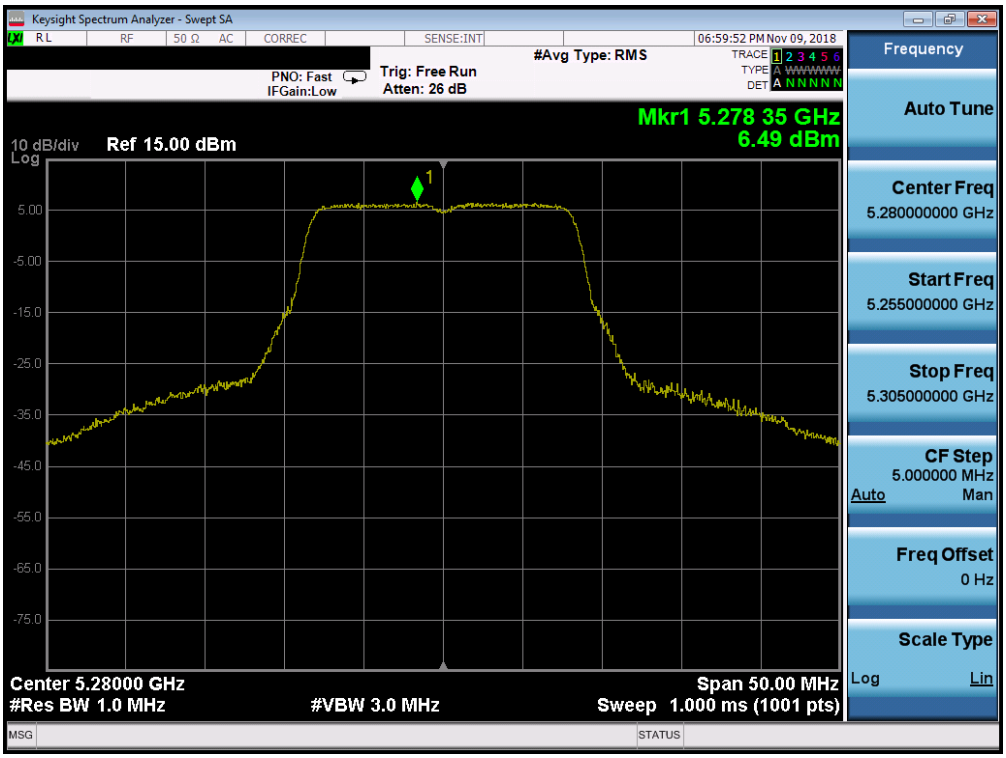

Plot 7-215. Power Spectral Density Plot SISO ANT2 (802.11a (UNII Band 2A) – Ch. 56)

© 2019 PCTEST Engineering Laboratory, Inc. V 8.8 11/19/2018
All rights reserved. Unless otherwise specified, no part of this report may be reproduced or utilized in any part, form or by any means, electronic or mechanical, including photocopying and microfilm, without permission in writing from PCTEST Engineering Laboratory, Inc. If you have any questions about this international copyright or have an enquiry about obtaining additional rights to this report or assembly of contents thereof, please contact INFO@PCTEST.COM.

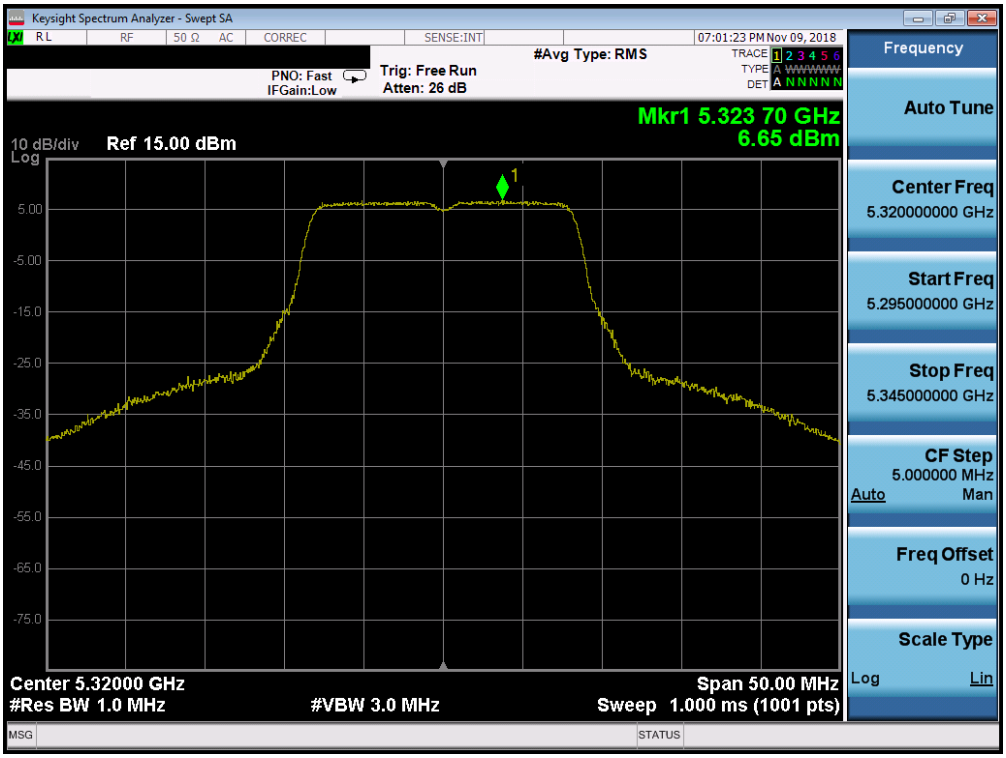

Plot 7-216. Power Spectral Density Plot SISO ANT2 (802.11a (UNII Band 2A) – Ch. 64)

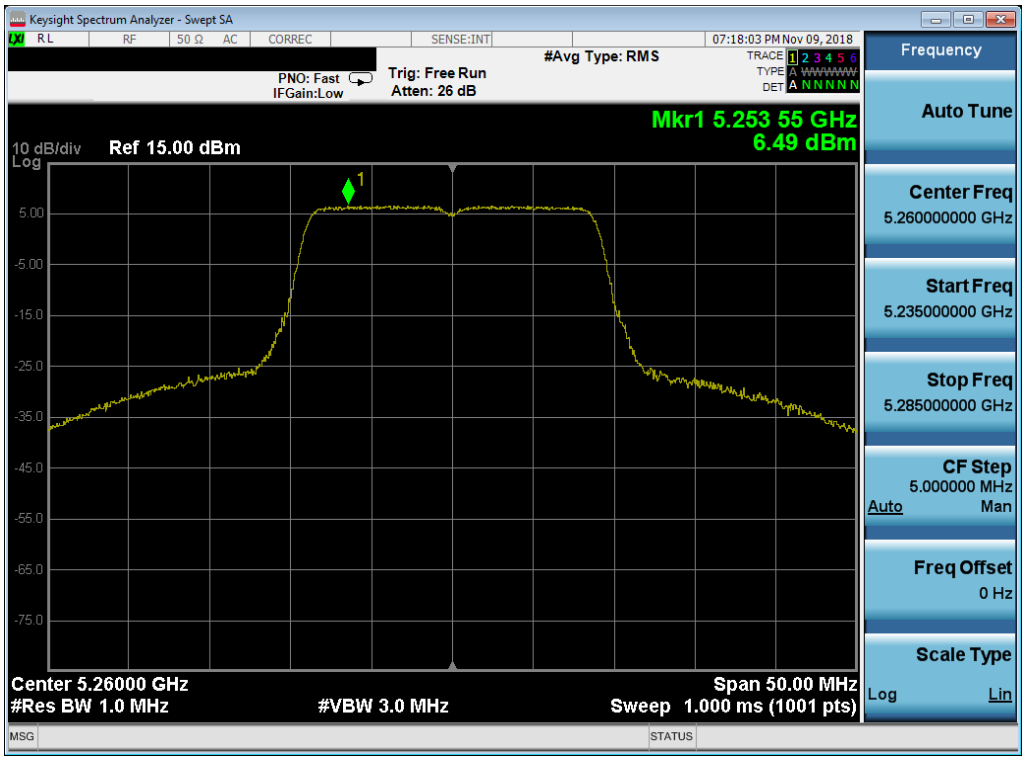

Plot 7-217. Power Spectral Density Plot SISO ANT2 (20MHz BW 802.11n (UNII Band 2A) – Ch. 52)

© 2019 PCTEST Engineering Laboratory, Inc. V 8.8 11/19/2018
All rights reserved. Unless otherwise specified, no part of this report may be reproduced or utilized in any part, form or by any means, electronic or mechanical, including photocopying and microfilm, without permission in writing from PCTEST Engineering Laboratory, Inc. If you have any questions about this international copyright or have an enquiry about obtaining additional rights to this report or assembly of contents thereof, please contact INFO@PCTEST.COM.

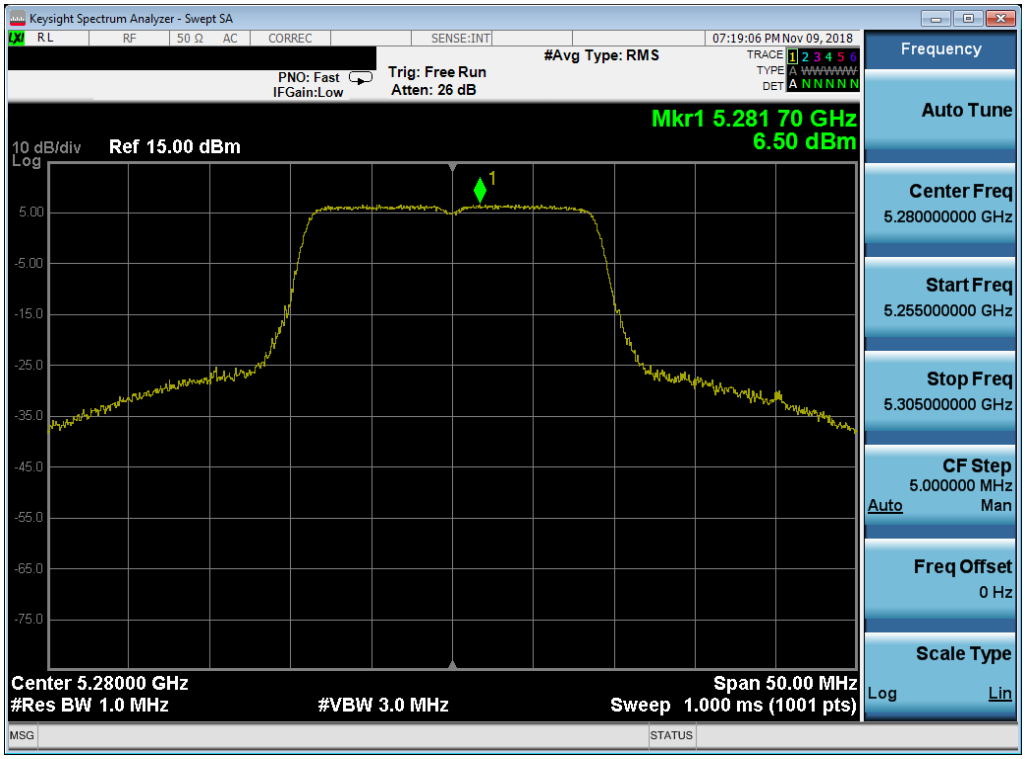

Plot 7-218. Power Spectral Density Plot SISO ANT2 (20MHz BW 802.11n (UNII Band 2A) – Ch. 56)

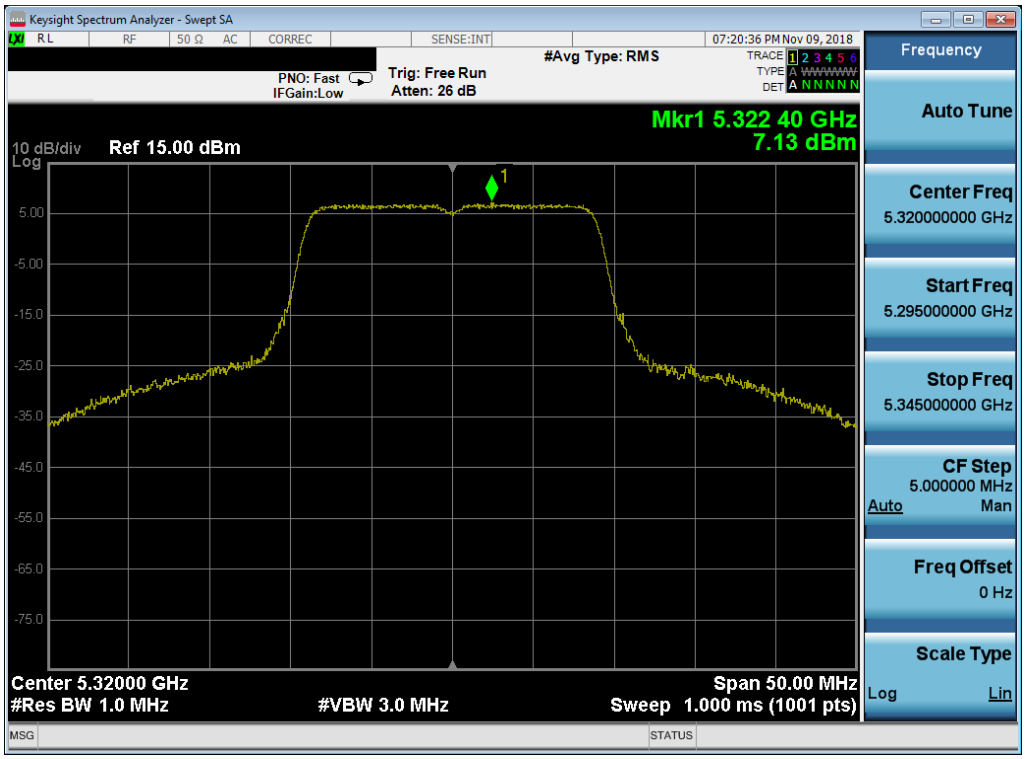

Plot 7-219. Power Spectral Density Plot SISO ANT2 (20MHz BW 802.11n (UNII Band 2A) – Ch. 64)

© 2019 PCTEST Engineering Laboratory, Inc. V 8.8 11/19/2018
All rights reserved. Unless otherwise specified, no part of this report may be reproduced or utilized in any part, form or by any means, electronic or mechanical, including photocopying and microfilm, without permission in writing from PCTEST Engineering Laboratory, Inc. If you have any questions about this international copyright or have an enquiry about obtaining additional rights to this report or assembly of contents thereof, please contact INFO@PCTEST.COM.

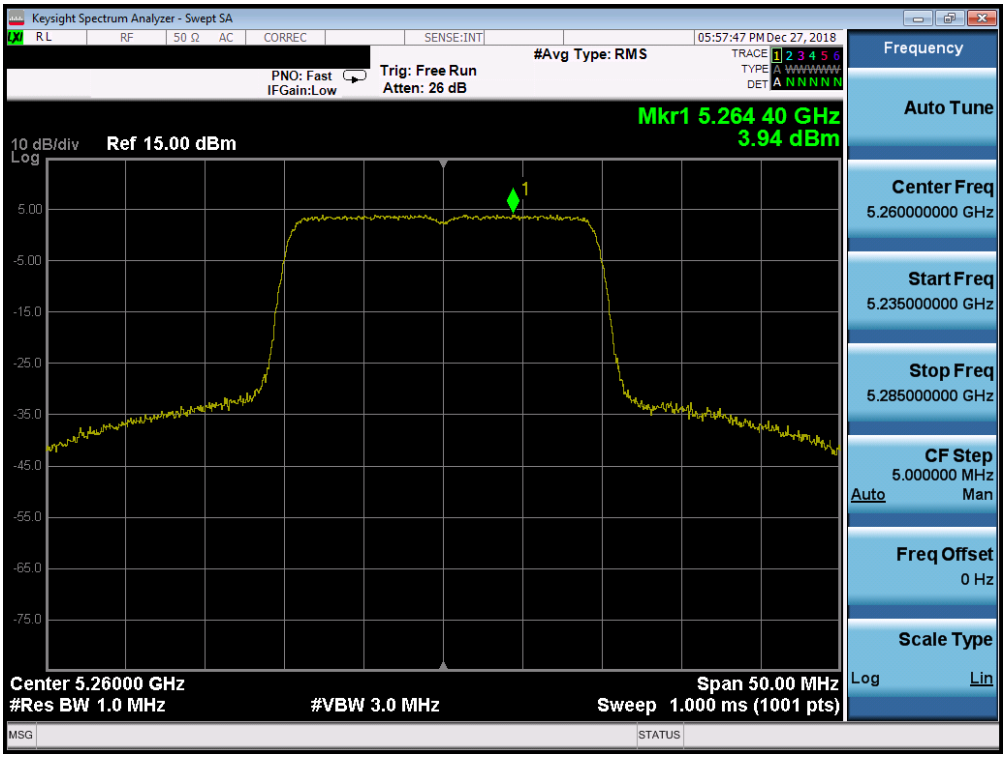

Plot 7-220. Power Spectral Density Plot SISO ANT2 (20MHz BW 802.11ax (UNII Band 2A) – Ch. 52)

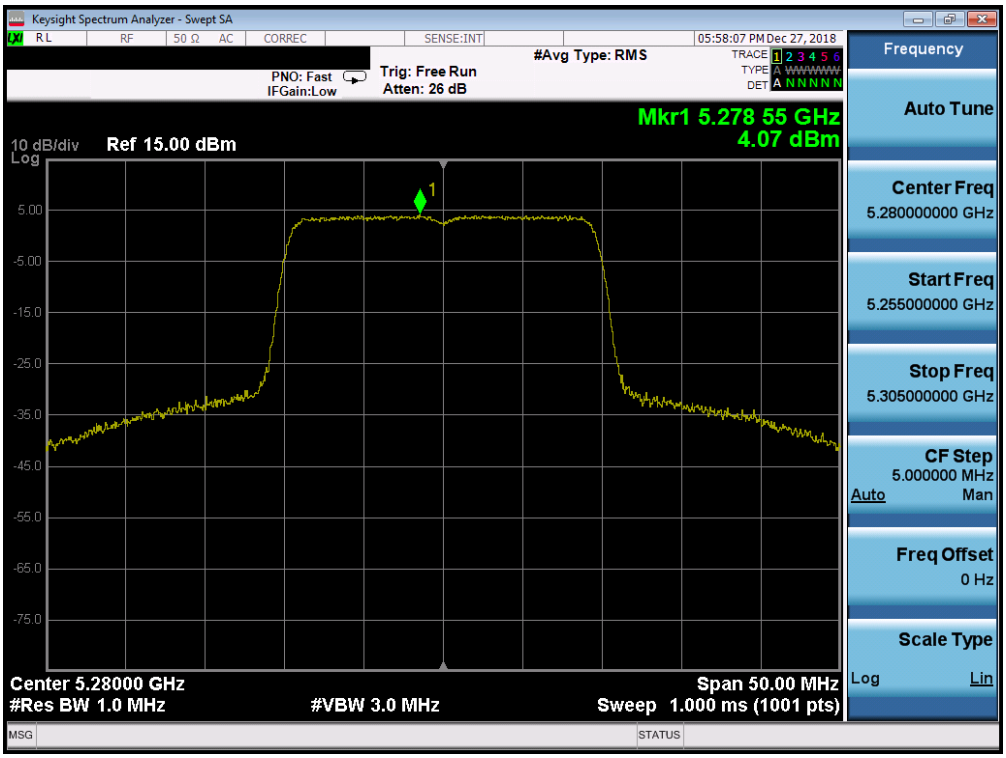

Plot 7-221. Power Spectral Density Plot SISO ANT2 (20MHz BW 802.11ax (UNII Band 2A) – Ch. 56)

© 2019 PCTEST Engineering Laboratory, Inc. V 8.8 11/19/2018
All rights reserved. Unless otherwise specified, no part of this report may be reproduced or utilized in any part, form or by any means, electronic or mechanical, including photocopying and microfilm, without permission in writing from PCTEST Engineering Laboratory, Inc. If you have any questions about this international copyright or have an enquiry about obtaining additional rights to this report or assembly of contents thereof, please contact INFO@PCTEST.COM.

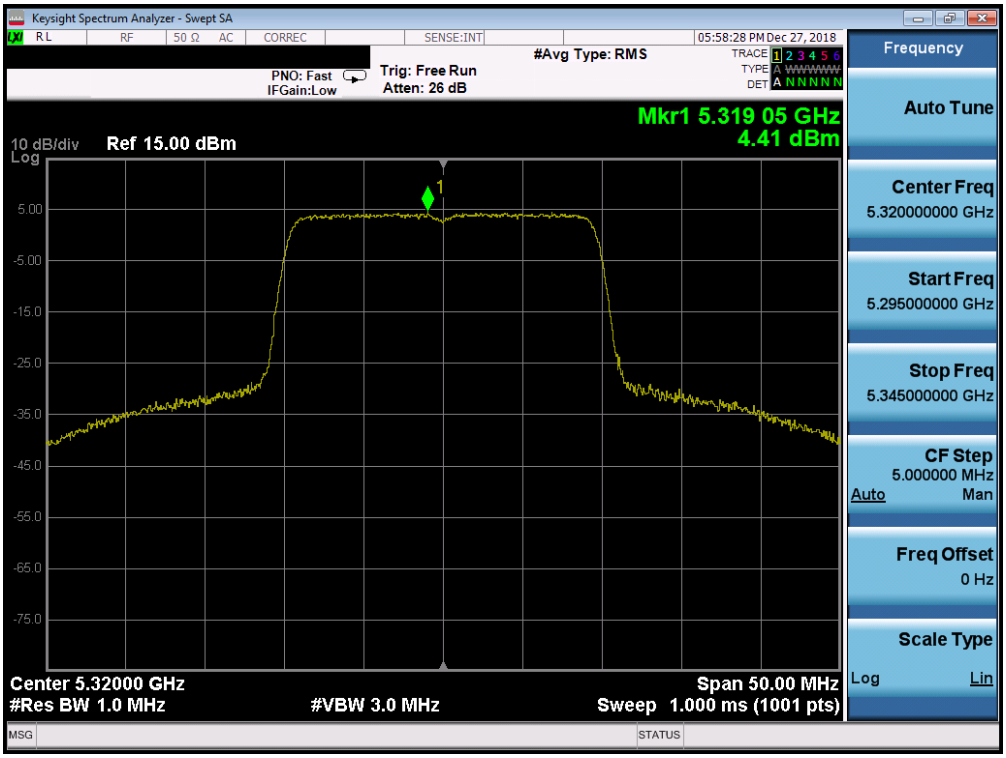

Plot 7-222. Power Spectral Density Plot SISO ANT2 (20MHz BW 802.11ax (UNII Band 2A) – Ch. 64)

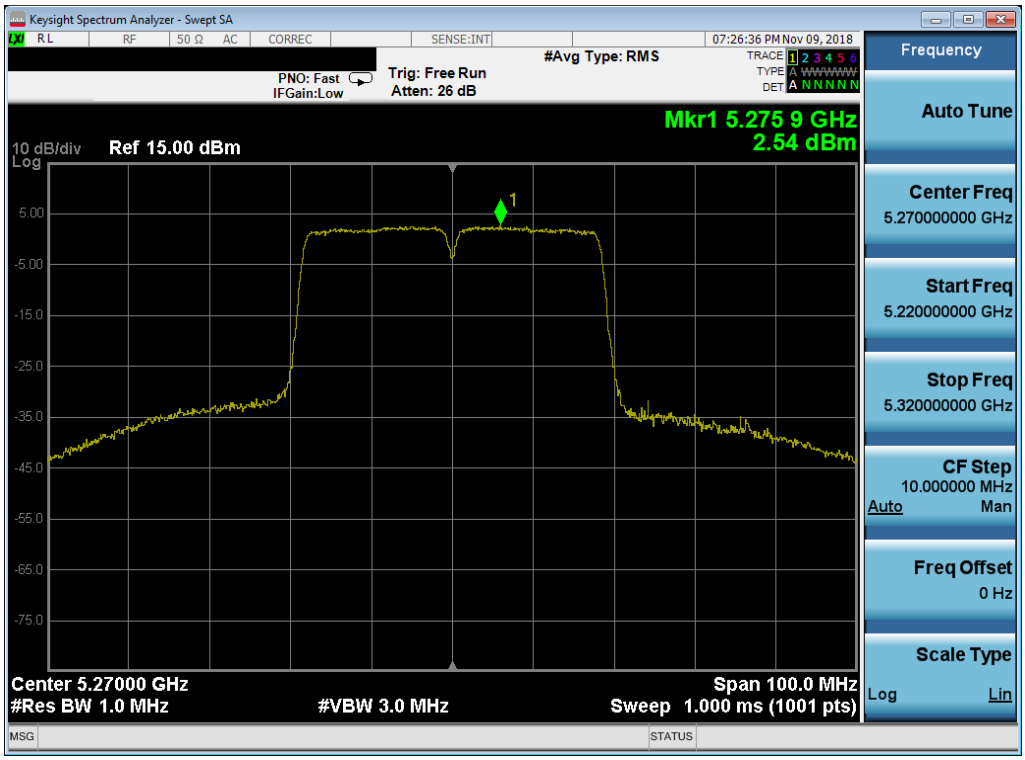

Plot 7-223. Power Spectral Density Plot SISO ANT2 (40MHz BW 802.11n (UNII Band 2A) – Ch. 54)

© 2019 PCTEST Engineering Laboratory, Inc. V 8.8 11/19/2018
All rights reserved. Unless otherwise specified, no part of this report may be reproduced or utilized in any part, form or by any means, electronic or mechanical, including photocopying and microfilm, without permission in writing from PCTEST Engineering Laboratory, Inc. If you have any questions about this international copyright or have an enquiry about obtaining additional rights to this report or assembly of contents thereof, please contact INFO@PCTEST.COM.

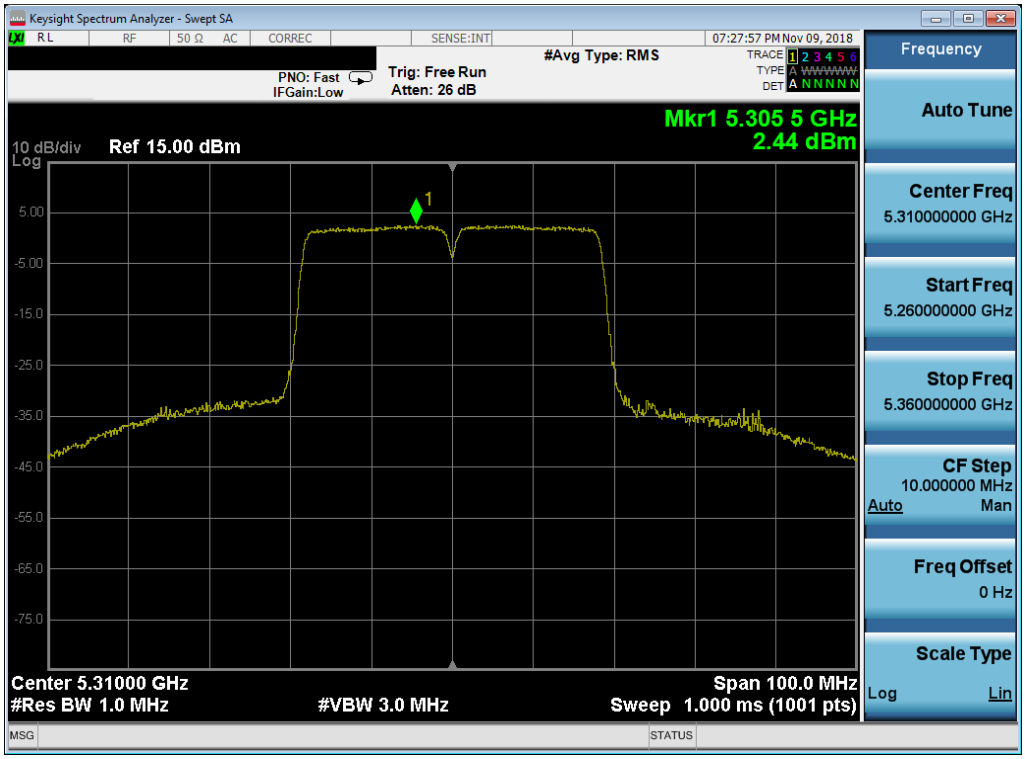

Plot 7-224. Power Spectral Density Plot SISO ANT2 (40MHz BW 802.11n (UNII Band 2A) – Ch. 62)

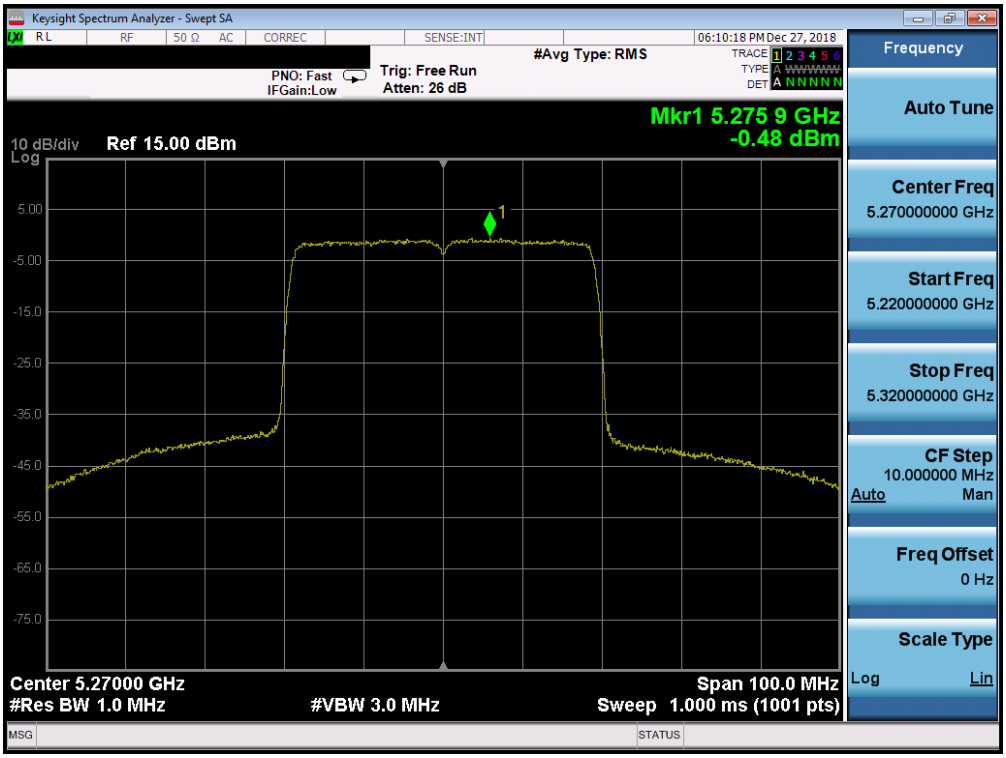

Plot 7-225. Power Spectral Density Plot SISO ANT2 (40MHz BW 802.11ax (UNII Band 2A) – Ch. 54)

© 2019 PCTEST Engineering Laboratory, Inc. V 8.8 11/19/2018
All rights reserved. Unless otherwise specified, no part of this report may be reproduced or utilized in any part, form or by any means, electronic or mechanical, including photocopying and microfilm, without permission in writing from PCTEST Engineering Laboratory, Inc. If you have any questions about this international copyright or have an enquiry about obtaining additional rights to this report or assembly of contents thereof, please contact INFO@PCTEST.COM.

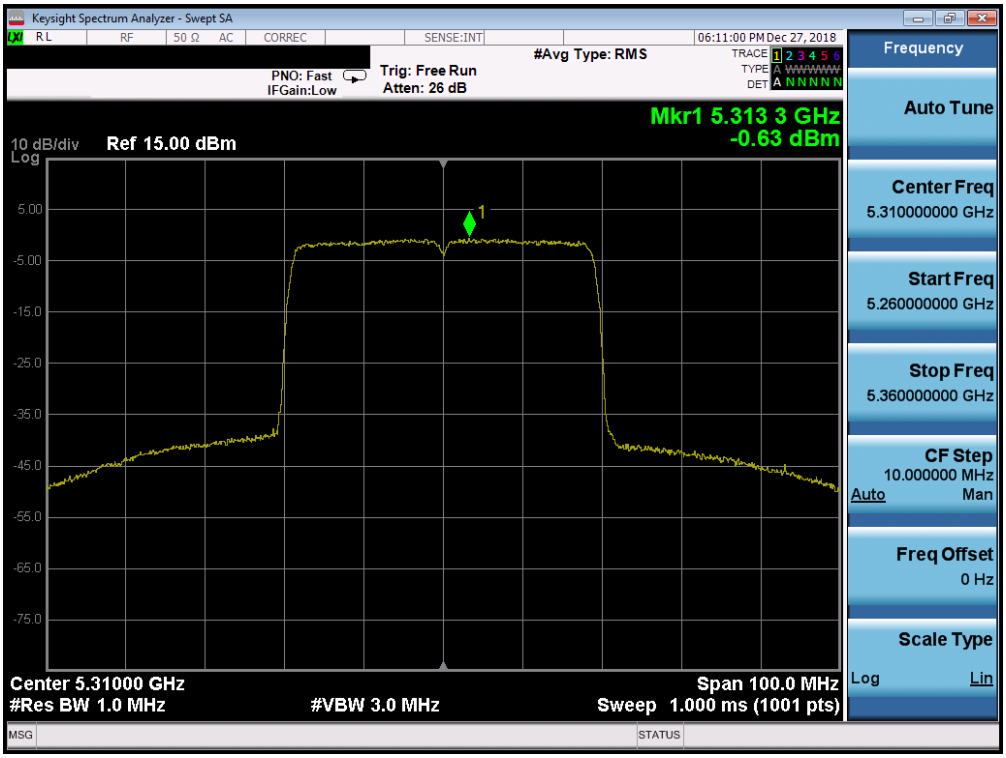

Plot 7-226. Power Spectral Density Plot SISO ANT2 (40MHz BW 802.11ax (UNII Band 2A) – Ch. 62)

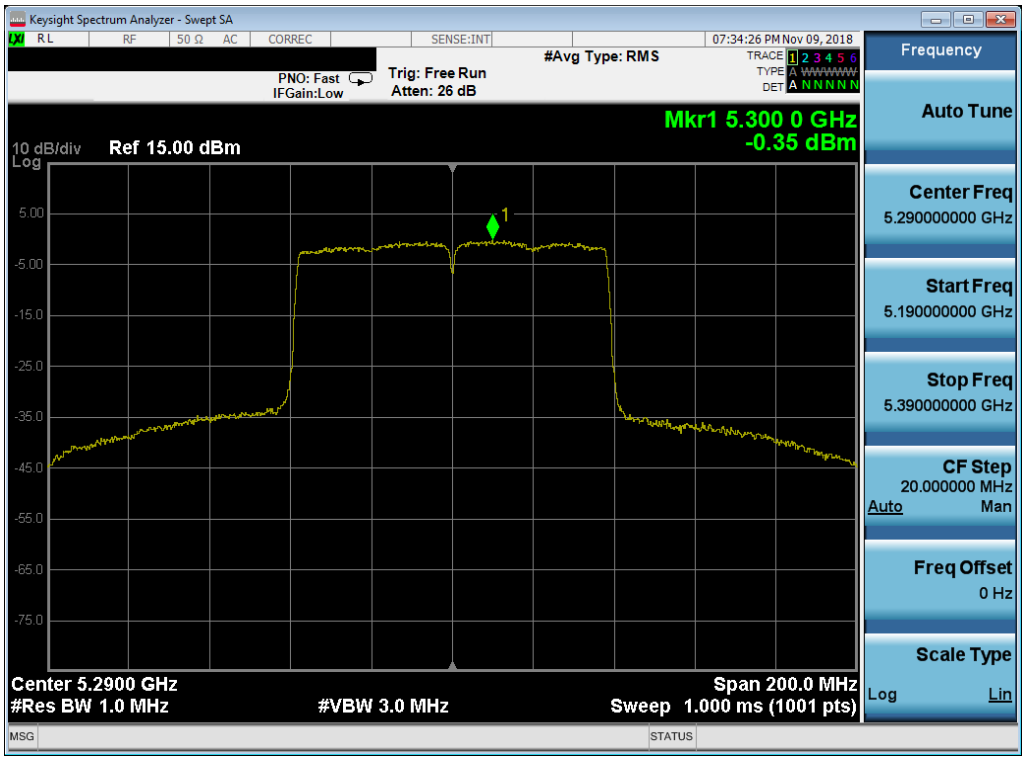

Plot 7-227. Power Spectral Density Plot SISO ANT2 (80MHz BW 802.11ac (UNII Band 2A) – Ch. 58)

© 2019 PCTEST Engineering Laboratory, Inc. V 8.8 11/19/2018
All rights reserved. Unless otherwise specified, no part of this report may be reproduced or utilized in any part, form or by any means, electronic or mechanical, including photocopying and microfilm, without permission in writing from PCTEST Engineering Laboratory, Inc. If you have any questions about this international copyright or have an enquiry about obtaining additional rights to this report or assembly of contents thereof, please contact INFO@PCTEST.COM.

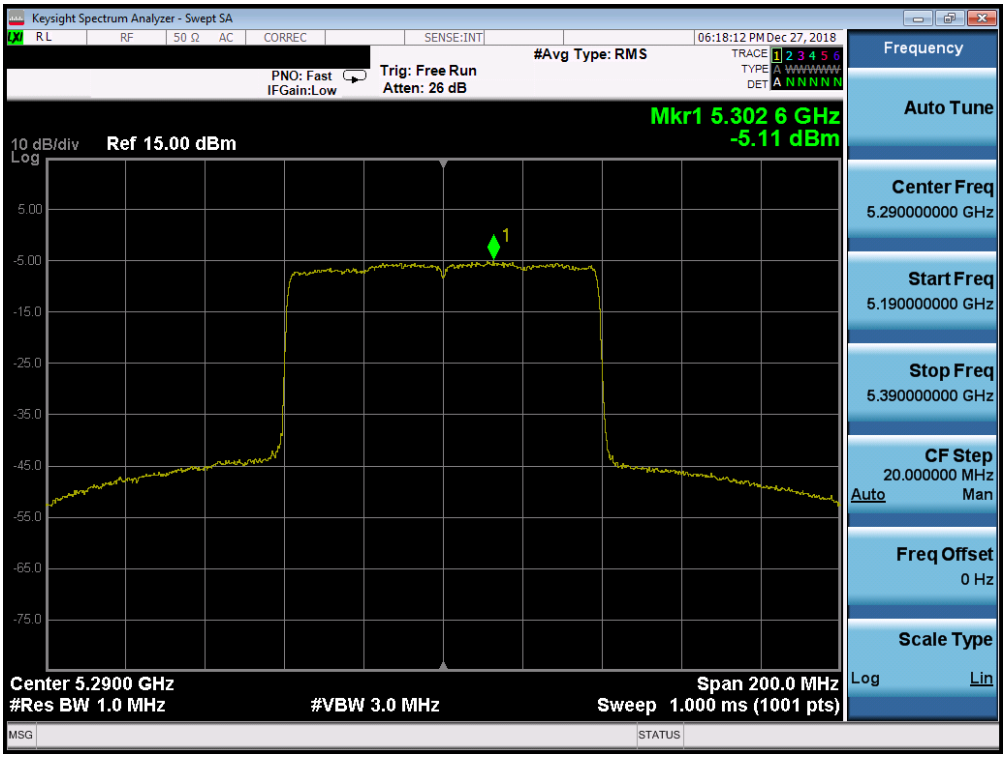

Plot 7-228. Power Spectral Density Plot SISO ANT2 (80MHz BW 802.11ax (UNII Band 2A) – Ch. 58)

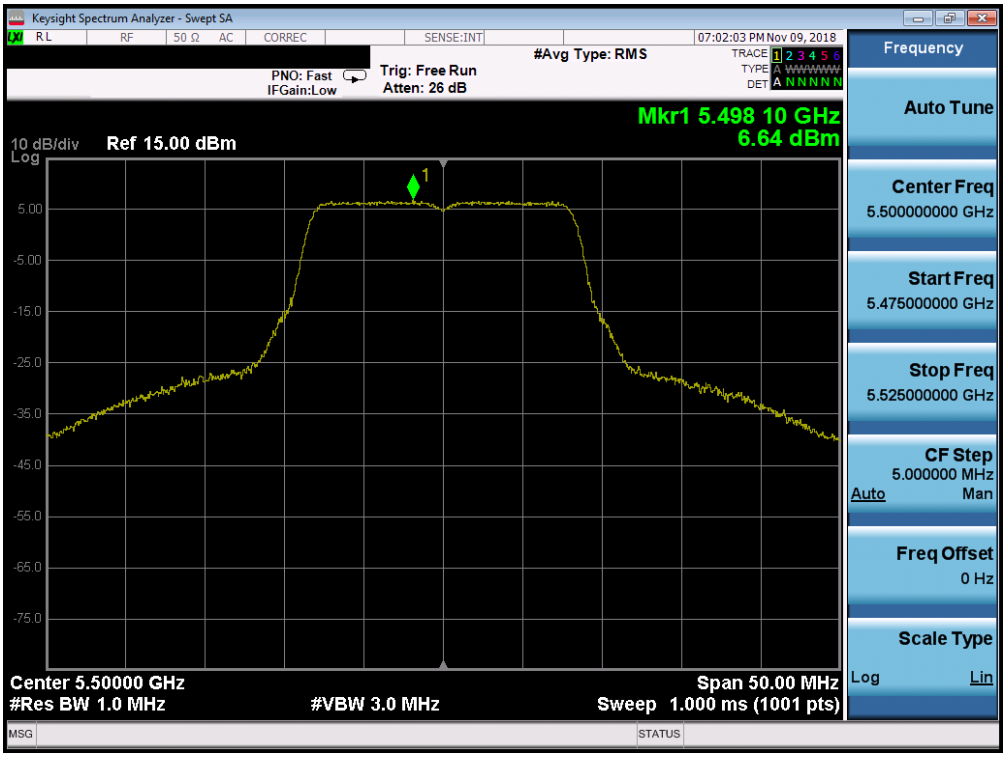

Plot 7-229. Power Spectral Density Plot SISO ANT2 (802.11a (UNII Band 2C) – Ch. 100)

© 2019 PCTEST Engineering Laboratory, Inc. V 8.8 11/19/2018
All rights reserved. Unless otherwise specified, no part of this report may be reproduced or utilized in any part, form or by any means, electronic or mechanical, including photocopying and microfilm, without permission in writing from PCTEST Engineering Laboratory, Inc. If you have any questions about this international copyright or have an enquiry about obtaining additional rights to this report or assembly of contents thereof, please contact INFO@PCTEST.COM.

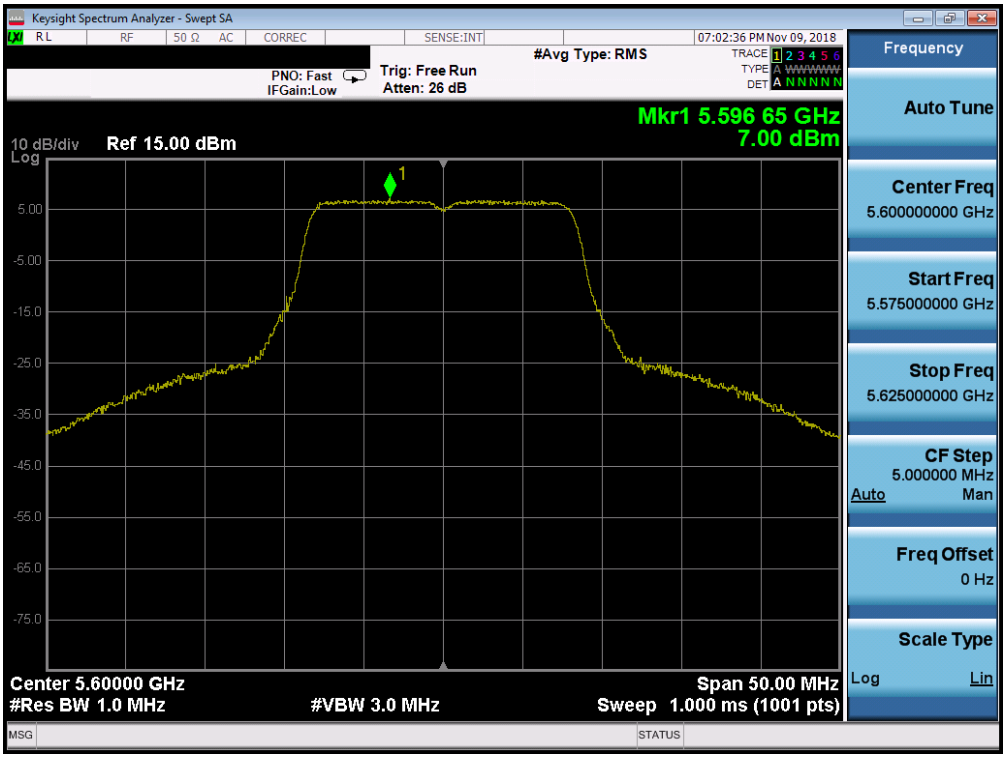

Plot 7-230. Power Spectral Density Plot SISO ANT2 (802.11a (UNII Band 2C) – Ch. 120)

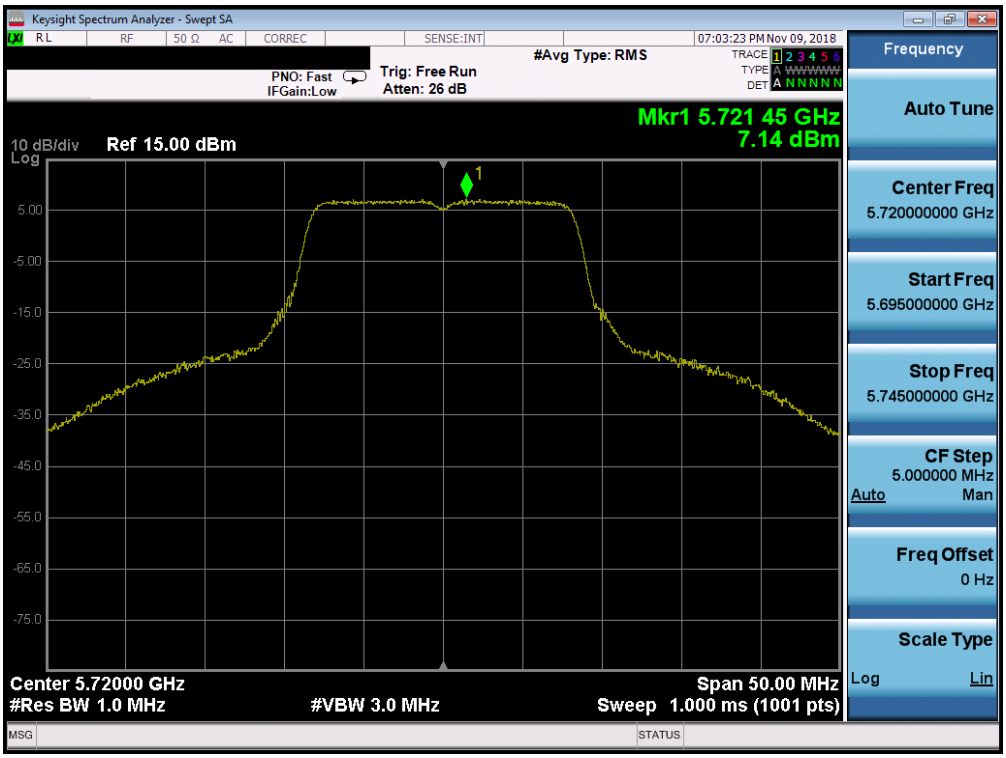

Plot 7-231. Power Spectral Density Plot SISO ANT2 (802.11a (UNII Band 2C) – Ch. 144)

© 2019 PCTEST Engineering Laboratory, Inc. V 8.8 11/19/2018
All rights reserved. Unless otherwise specified, no part of this report may be reproduced or utilized in any part, form or by any means, electronic or mechanical, including photocopying and microfilm, without permission in writing from PCTEST Engineering Laboratory, Inc. If you have any questions about this international copyright or have an enquiry about obtaining additional rights to this report or assembly of contents thereof, please contact INFO@PCTEST.COM.

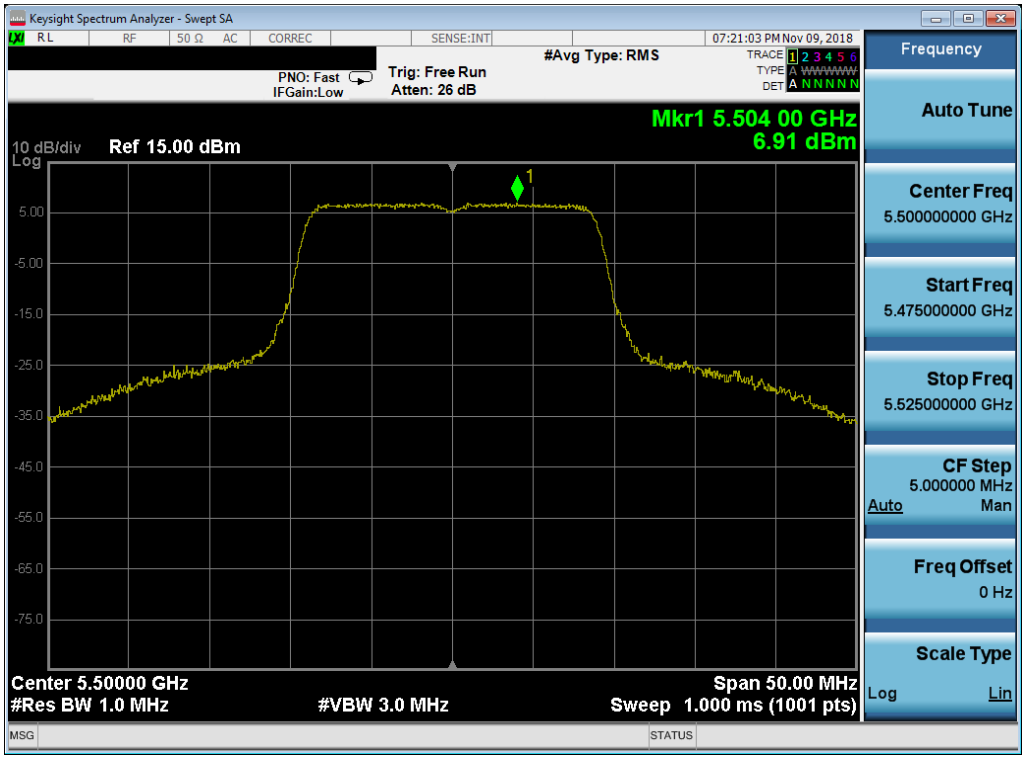

Plot 7-232. Power Spectral Density Plot SISO ANT2 (20MHz BW 802.11n (UNII Band 2C) – Ch. 100)

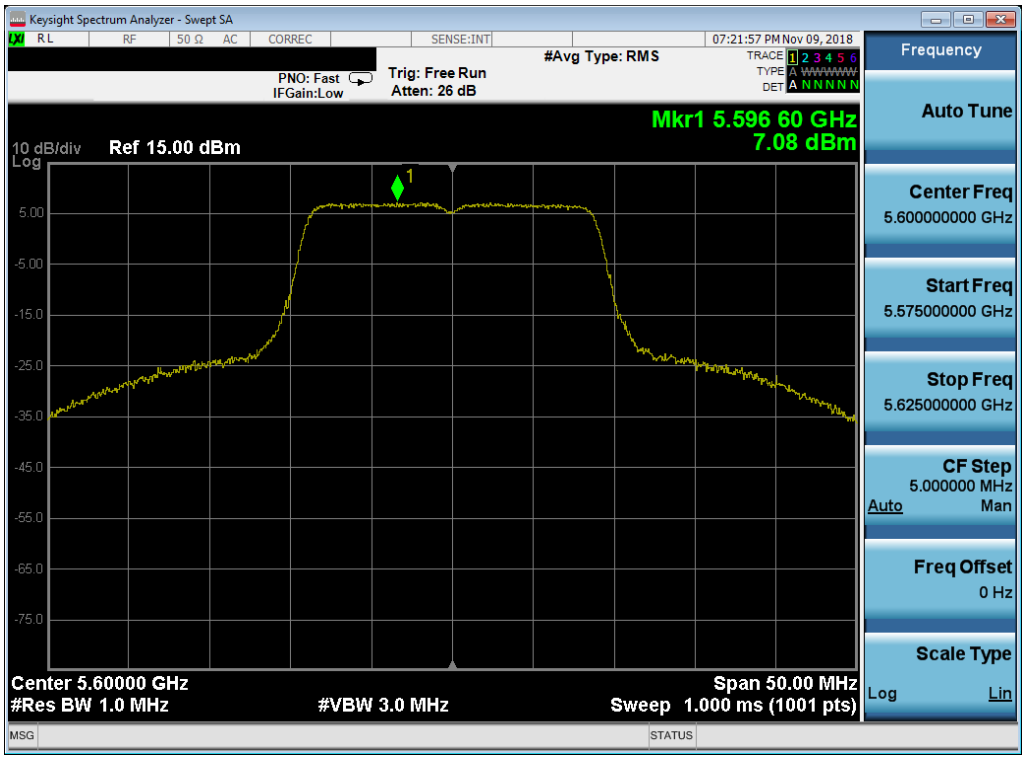

Plot 7-233. Power Spectral Density Plot SISO ANT2 (20MHz BW 802.11n (UNII Band 2C) – Ch. 120)

© 2019 PCTEST Engineering Laboratory, Inc. V 8.8 11/19/2018
All rights reserved. Unless otherwise specified, no part of this report may be reproduced or utilized in any part, form or by any means, electronic or mechanical, including photocopying and microfilm, without permission in writing from PCTEST Engineering Laboratory, Inc. If you have any questions about this international copyright or have an enquiry about obtaining additional rights to this report or assembly of contents thereof, please contact INFO@PCTEST.COM.

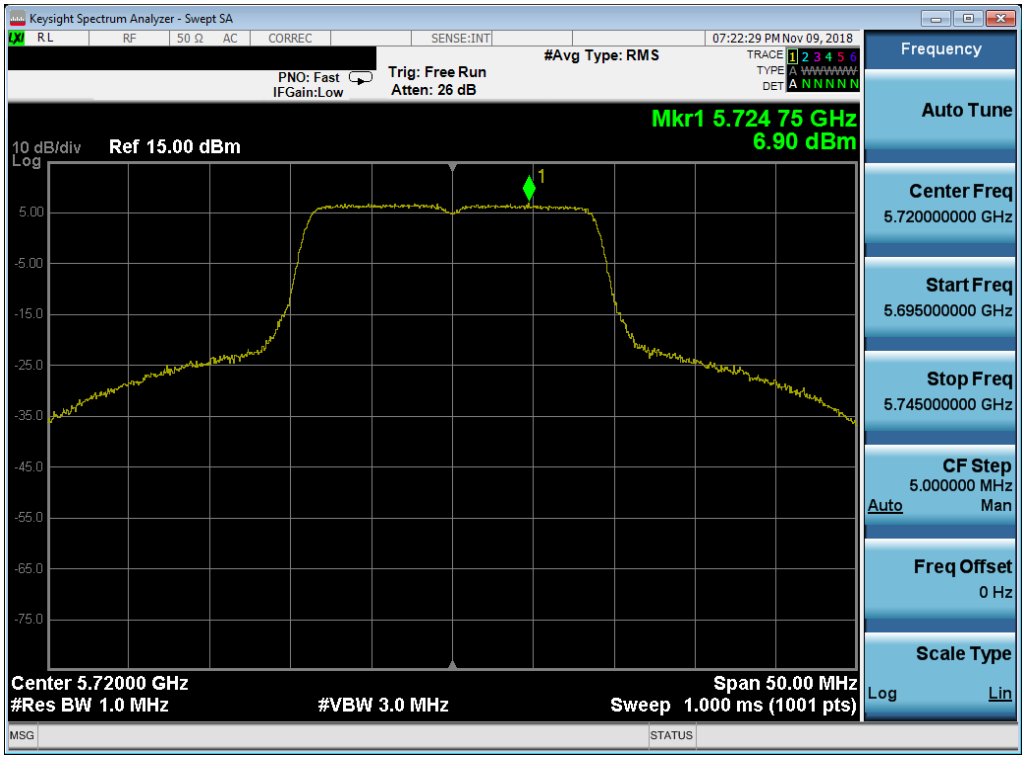

Plot 7-234. Power Spectral Density Plot SISO ANT2 (20MHz BW 802.11n (UNII Band 2C) – Ch. 144)

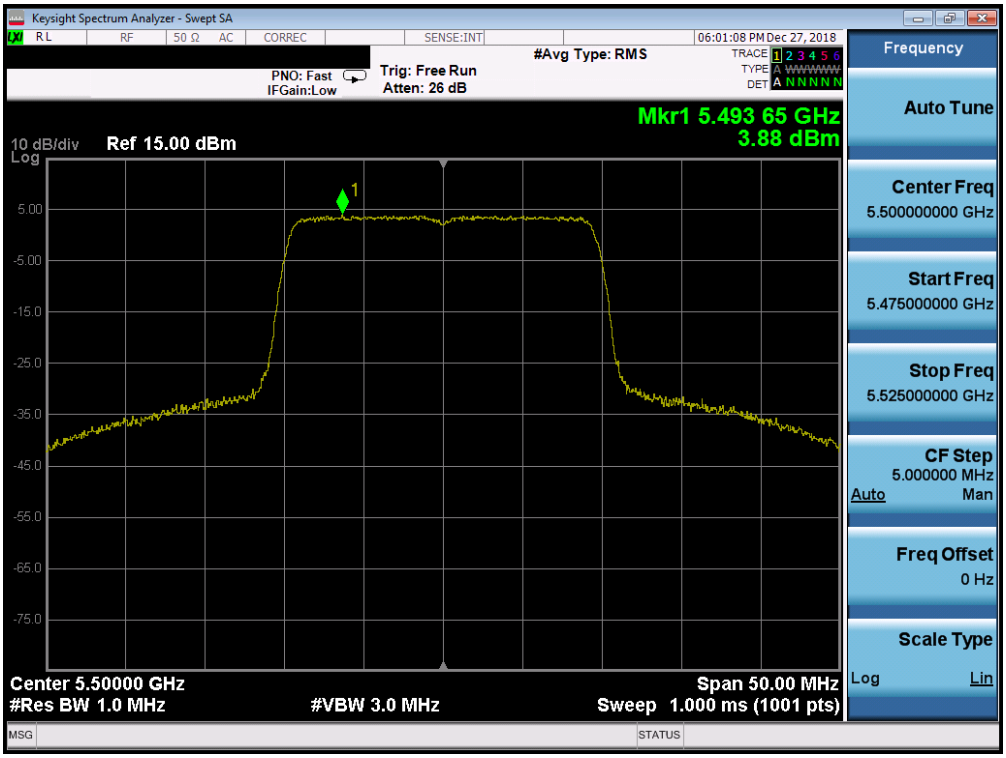

Plot 7-235. Power Spectral Density Plot SISO ANT2 (20MHz BW 802.11ax (UNII Band 2C) – Ch. 100)

© 2019 PCTEST Engineering Laboratory, Inc. V 8.8 11/19/2018
All rights reserved. Unless otherwise specified, no part of this report may be reproduced or utilized in any part, form or by any means, electronic or mechanical, including photocopying and microfilm, without permission in writing from PCTEST Engineering Laboratory, Inc. If you have any questions about this international copyright or have an enquiry about obtaining additional rights to this report or assembly of contents thereof, please contact INFO@PCTEST.COM.

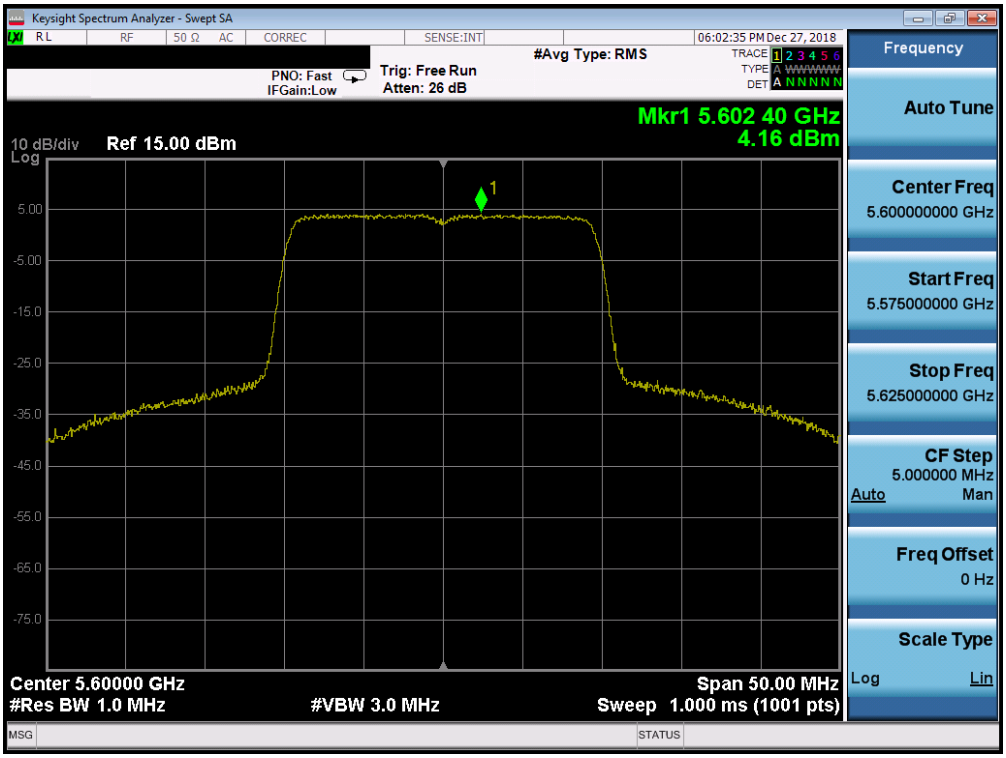

Plot 7-236. Power Spectral Density Plot SISO ANT2 (20MHz BW 802.11ax (UNII Band 2C) – Ch. 120)

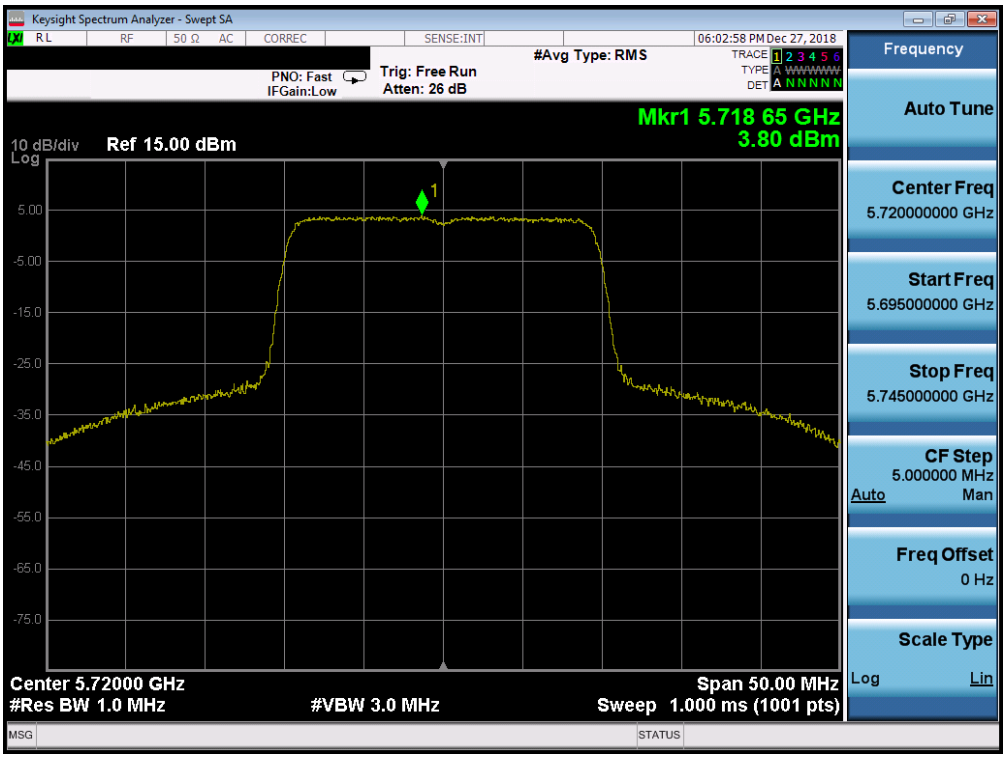

Plot 7-237. Power Spectral Density Plot SISO ANT2 (20MHz BW 802.11ax (UNII Band 2C) – Ch. 144)

© 2019 PCTEST Engineering Laboratory, Inc. V 8.8 11/19/2018
All rights reserved. Unless otherwise specified, no part of this report may be reproduced or utilized in any part, form or by any means, electronic or mechanical, including photocopying and microfilm, without permission in writing from PCTEST Engineering Laboratory, Inc. If you have any questions about this international copyright or have an enquiry about obtaining additional rights to this report or assembly of contents thereof, please contact INFO@PCTEST.COM.

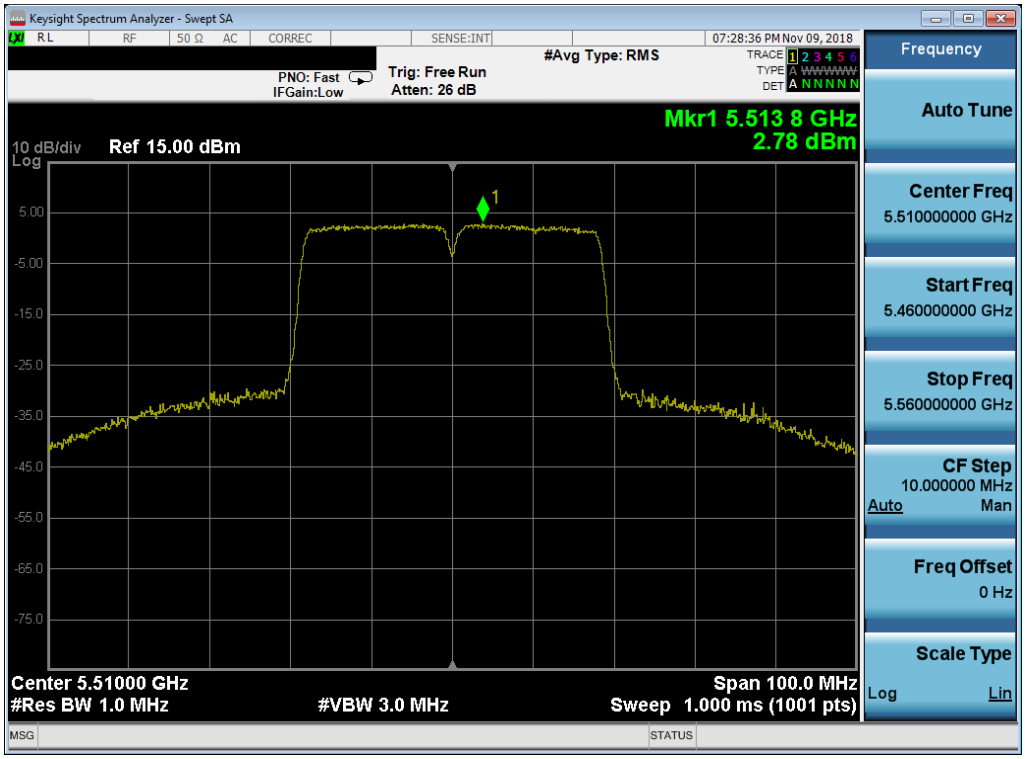

Plot 7-238. Power Spectral Density Plot SISO ANT2 (40MHz BW 802.11n (UNII Band 2C) – Ch. 102)

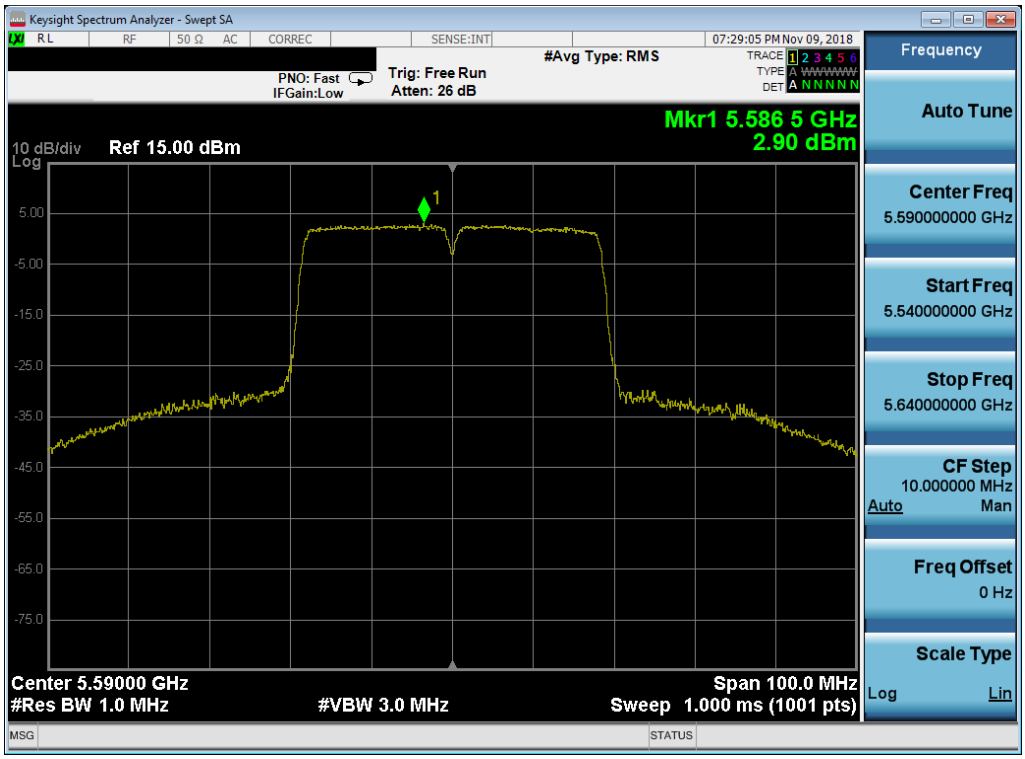

Plot 7-239. Power Spectral Density Plot SISO ANT2 (40MHz BW 802.11n (UNII Band 2C) – Ch. 118)

© 2019 PCTEST Engineering Laboratory, Inc. V 8.8 11/19/2018
All rights reserved. Unless otherwise specified, no part of this report may be reproduced or utilized in any part, form or by any means, electronic or mechanical, including photocopying and microfilm, without permission in writing from PCTEST Engineering Laboratory, Inc. If you have any questions about this international copyright or have an enquiry about obtaining additional rights to this report or assembly of contents thereof, please contact INFO@PCTEST.COM.

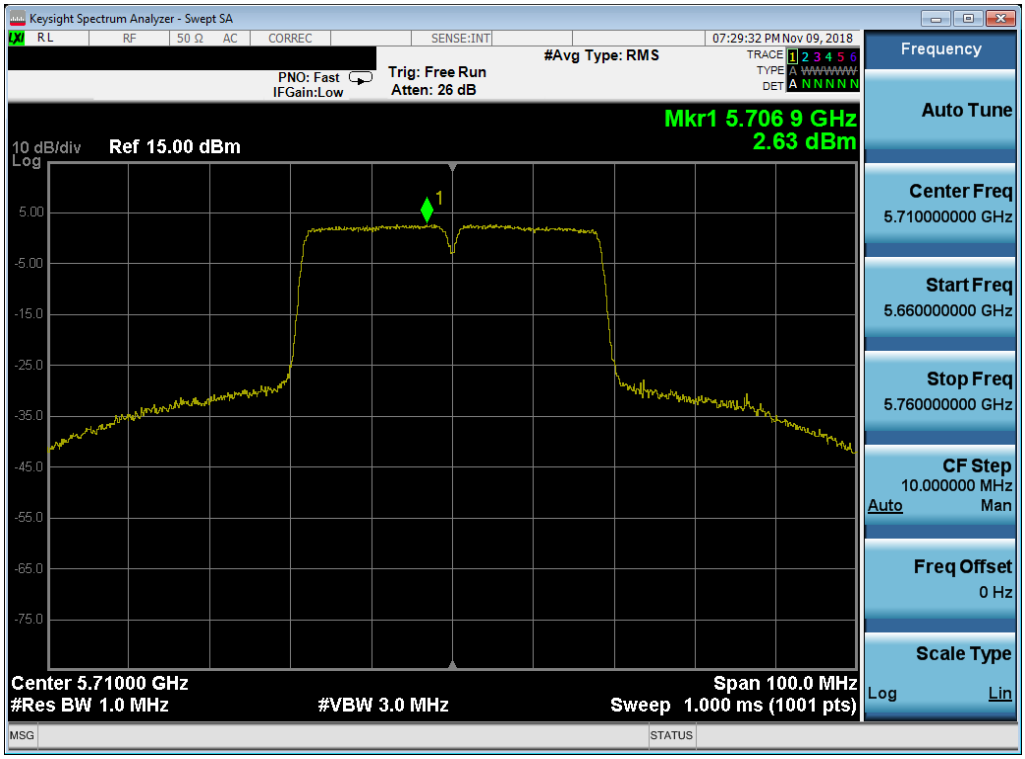

Plot 7-240. Power Spectral Density Plot SISO ANT2 (40MHz BW 802.11n (UNII Band 2C) – Ch. 142)

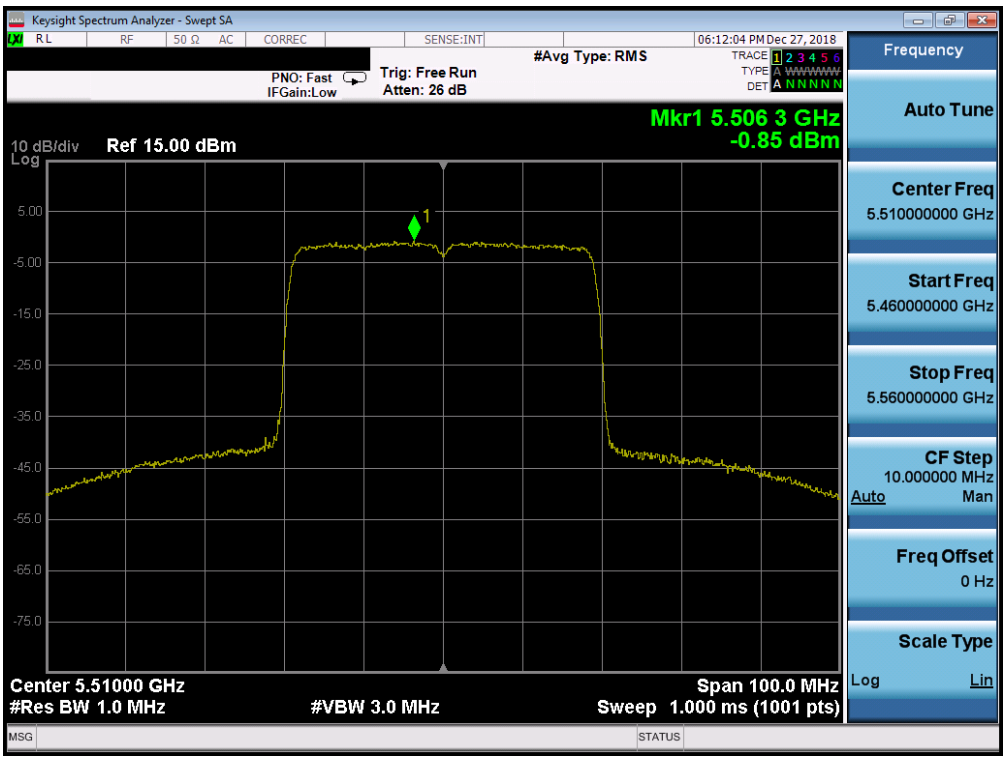

Plot 7-241. Power Spectral Density Plot SISO ANT2 (40MHz BW 802.11ax (UNII Band 2C) – Ch. 102)

© 2019 PCTEST Engineering Laboratory, Inc. V 8.8 11/19/2018
All rights reserved. Unless otherwise specified, no part of this report may be reproduced or utilized in any part, form or by any means, electronic or mechanical, including photocopying and microfilm, without permission in writing from PCTEST Engineering Laboratory, Inc. If you have any questions about this international copyright or have an enquiry about obtaining additional rights to this report or assembly of contents thereof, please contact INFO@PCTEST.COM.