Band	**UNII-2C & 3 (Straddle)**
Mode	**HE80**
Frequency	**5690 MHz**
Ant	**2**

Output Power_35RU

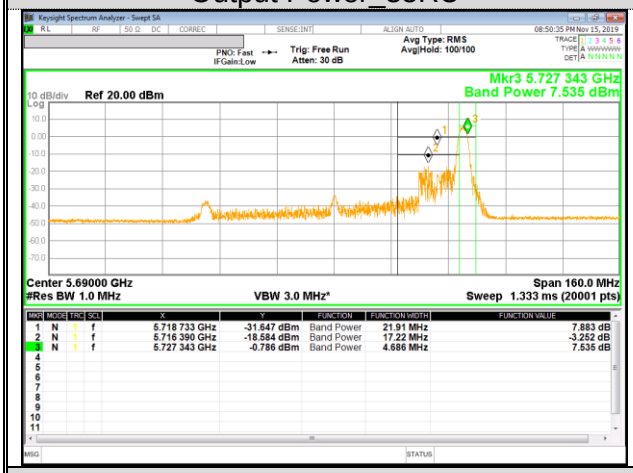

Output Power_SU

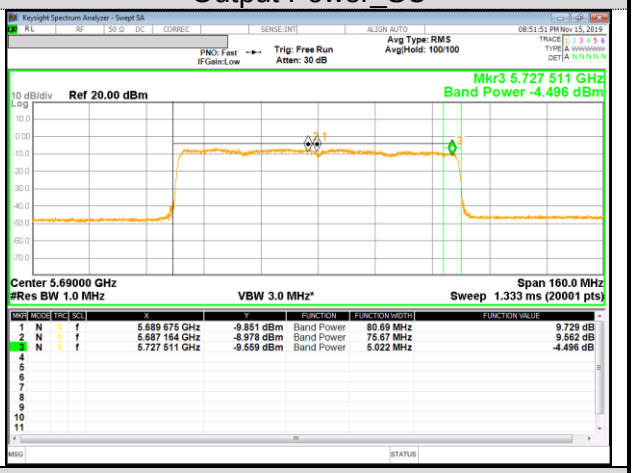

PPSD_35RU_Lower

PPSD_35RU_Upper

PPSD_SU_Lower

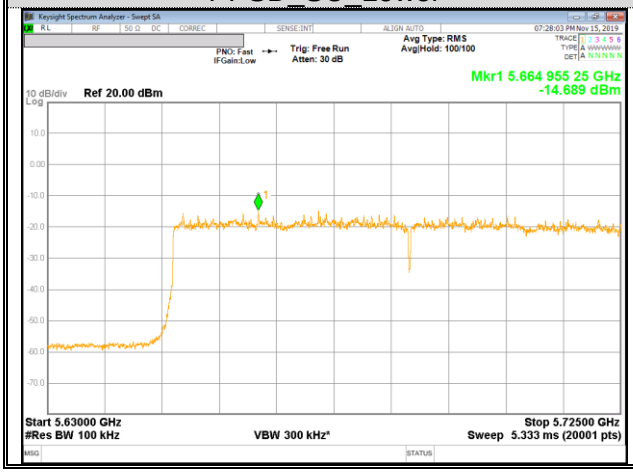

PPSD_SU_Upper

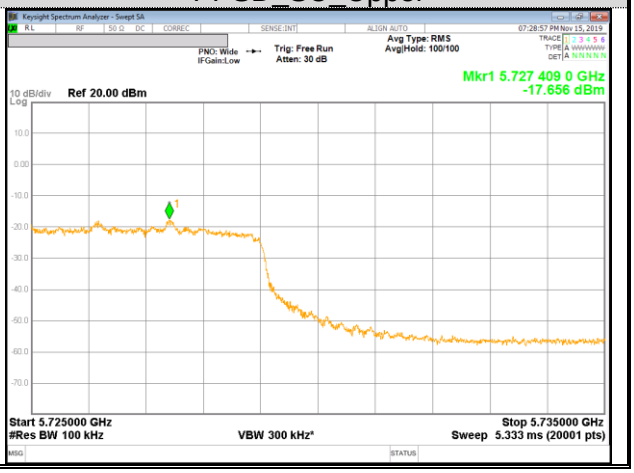

UL Korea, Ltd. Confidential
This report shall not be reproduced except in full, without the written approval of UL Korea, Ltd.

10.2.20. TEST PLOT_802.11ax 2Tx (MIMO) MODE 5.8 GHz BAND

Band	**UNII-3**
Mode	**HE20**
Frequency	**5745 MHz**
Ant	**1**

0RU

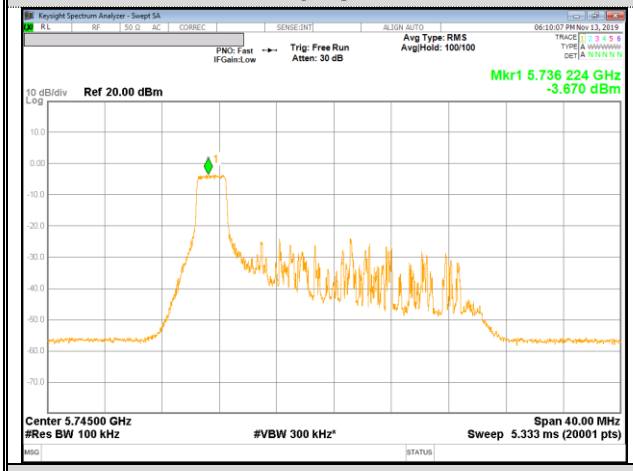

4RU

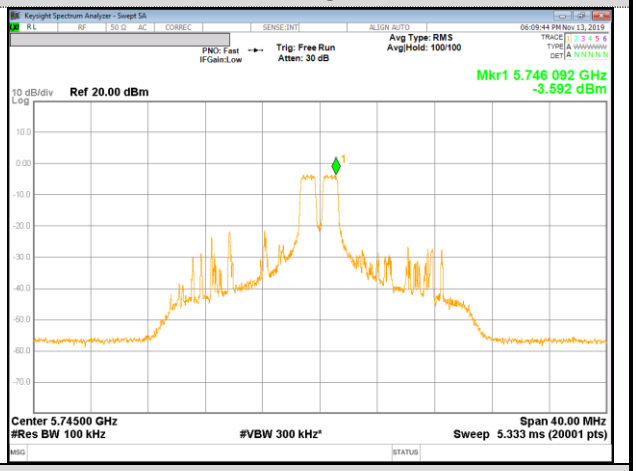

8RU

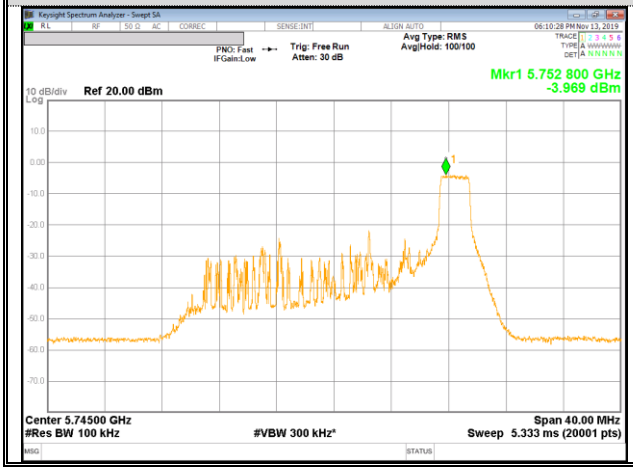

SU

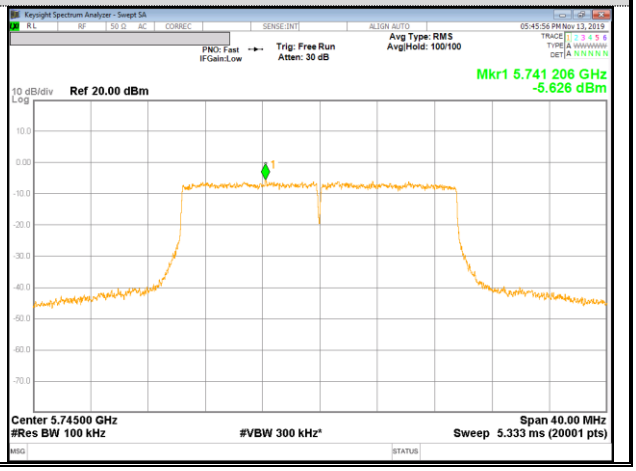

UL Korea, Ltd. Confidential
This report shall not be reproduced except in full, without the written approval of UL Korea, Ltd.

Band	**UNII-3**
Mode	**HE20**
Frequency	**5785 MHz**
Ant	**1**

0RU

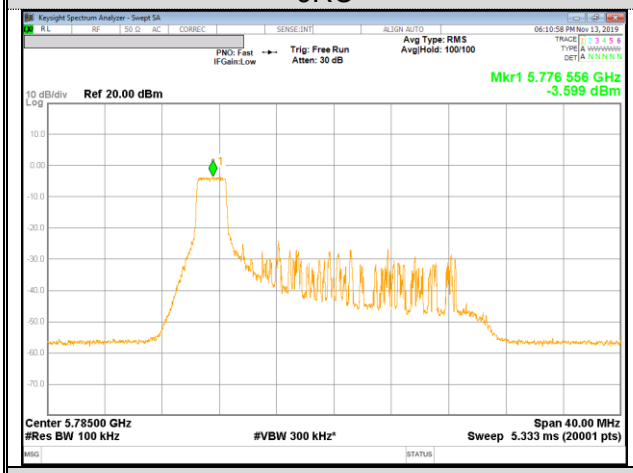

4RU

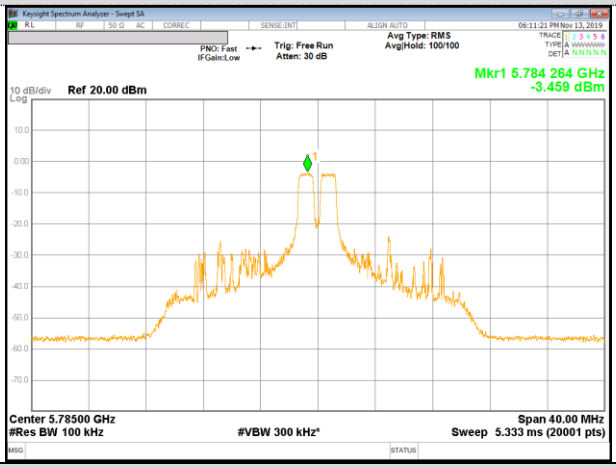

8RU

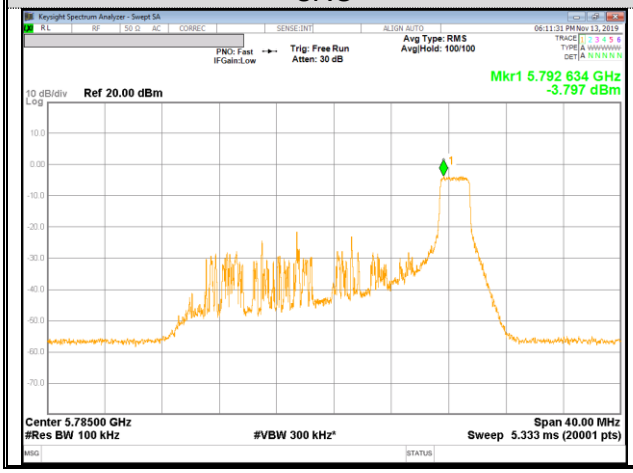

SU

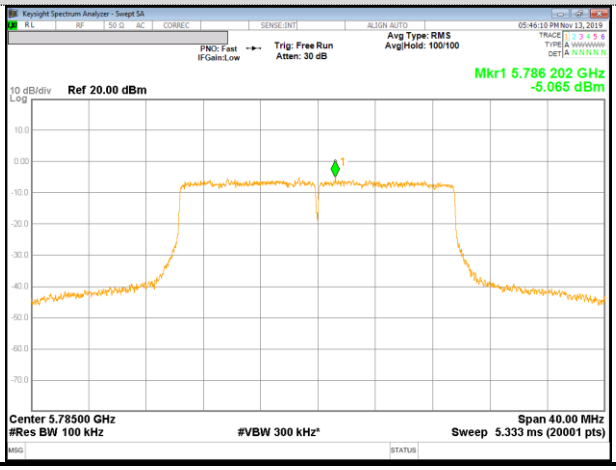

UL Korea, Ltd. Confidential
This report shall not be reproduced except in full, without the written approval of UL Korea, Ltd.

Band	**UNII-3**
Mode	**HE20**
Frequency	**5825 MHz**
Ant	**1**

0RU

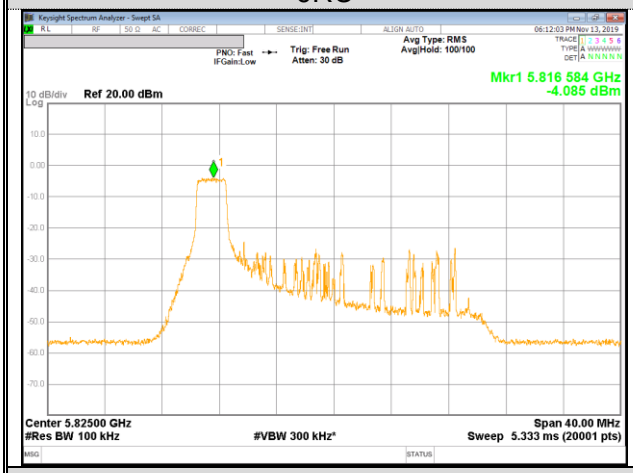

4RU

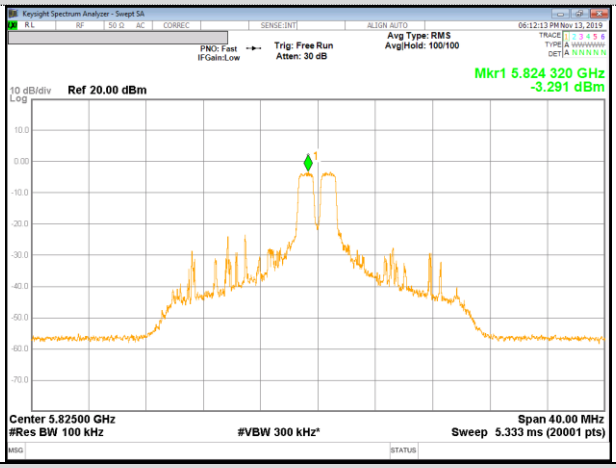

8RU

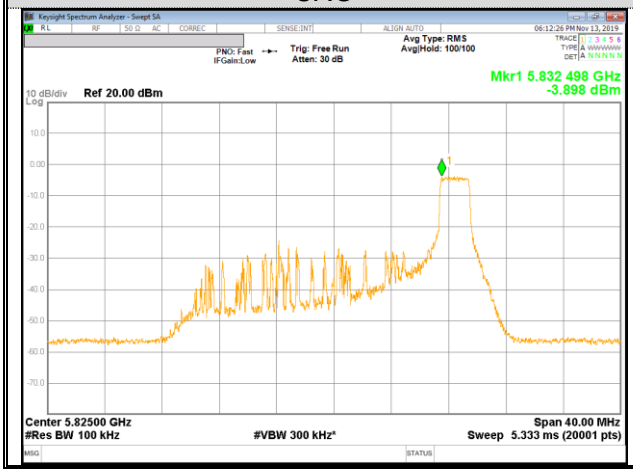

SU

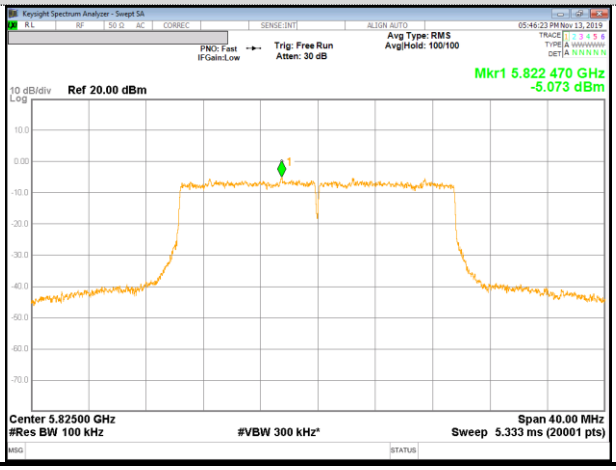

UL Korea, Ltd. Confidential
This report shall not be reproduced except in full, without the written approval of UL Korea, Ltd.

Band	**UNII-3**
Mode	**HE40**
Frequency	**5755 MHz**
Ant	**1**

0RU

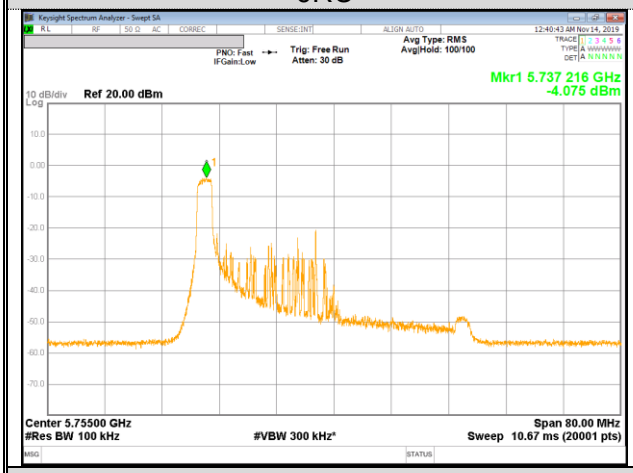

9RU

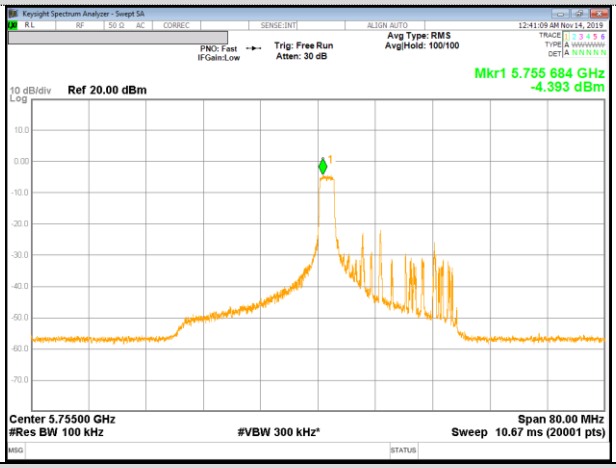

17RU

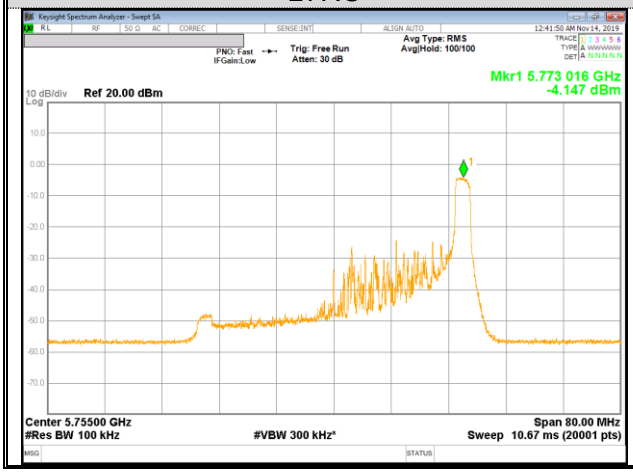

SU

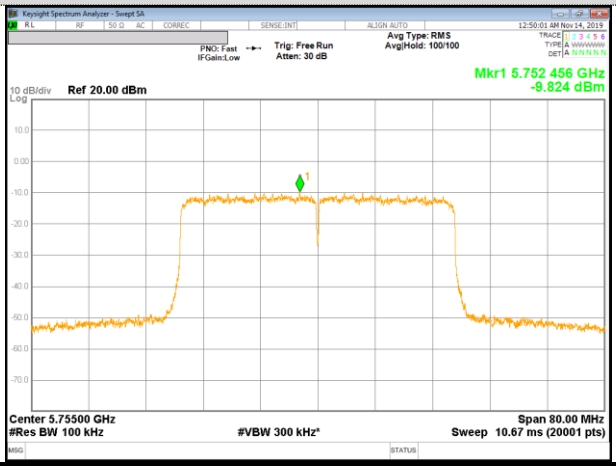

UL Korea, Ltd. Confidential
This report shall not be reproduced except in full, without the written approval of UL Korea, Ltd.

Band	**UNII-3**
Mode	**HE40**
Frequency	**5795 MHz**
Ant	**1**

0RU

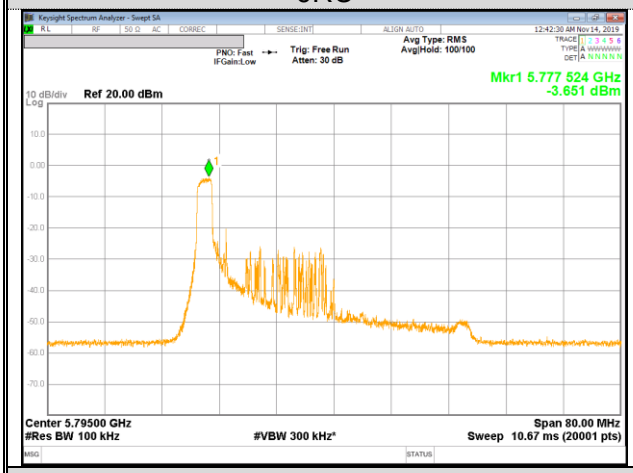

9RU

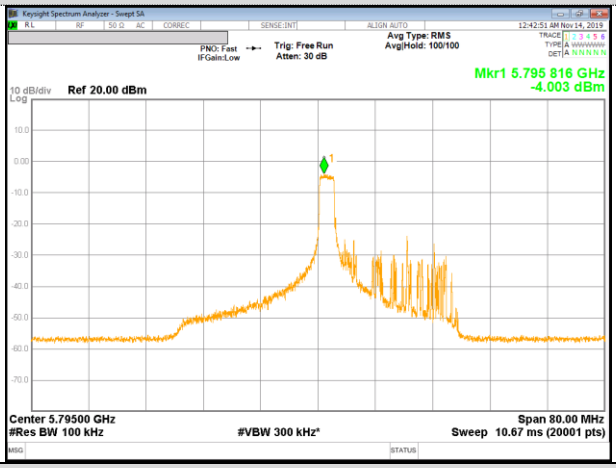

17RU

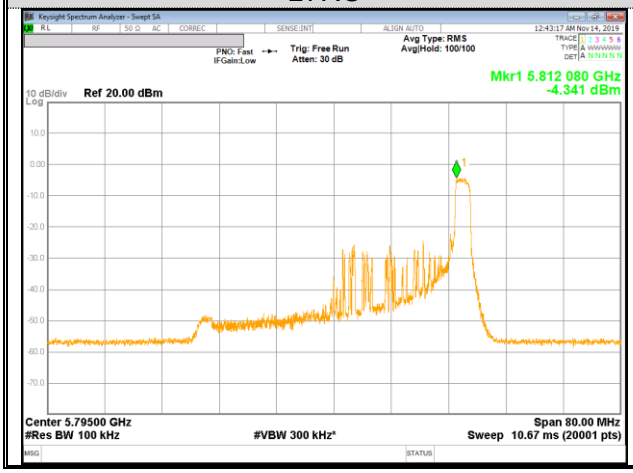

SU

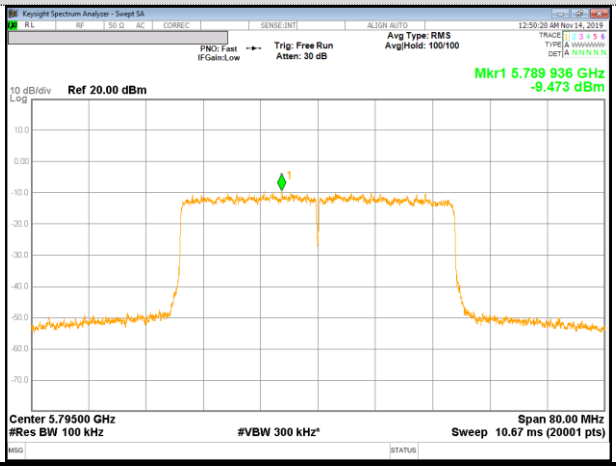

UL Korea, Ltd. Confidential
This report shall not be reproduced except in full, without the written approval of UL Korea, Ltd.

Band	**UNII-3**
Mode	**HE80**
Frequency	**5775 MHz**
Ant	**1**

0RU

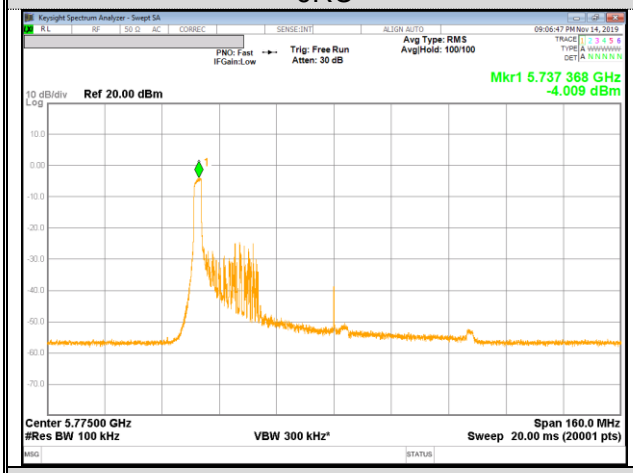

18RU

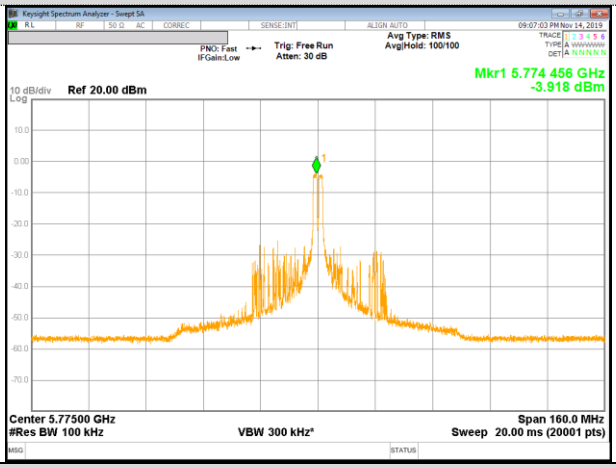

36RU

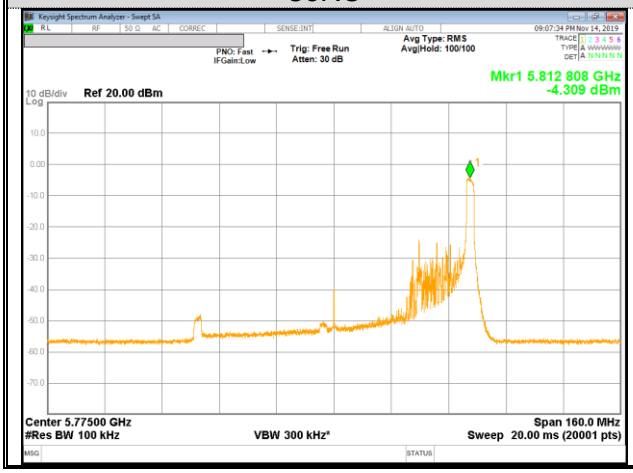

SU

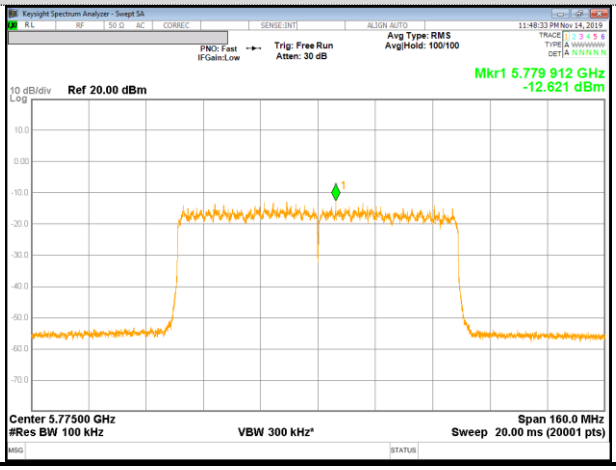

UL Korea, Ltd. Confidential
This report shall not be reproduced except in full, without the written approval of UL Korea, Ltd.

Band	**UNII-3**
Mode	**HE20**
Frequency	**5745 MHz**
Ant	**2**

0RU

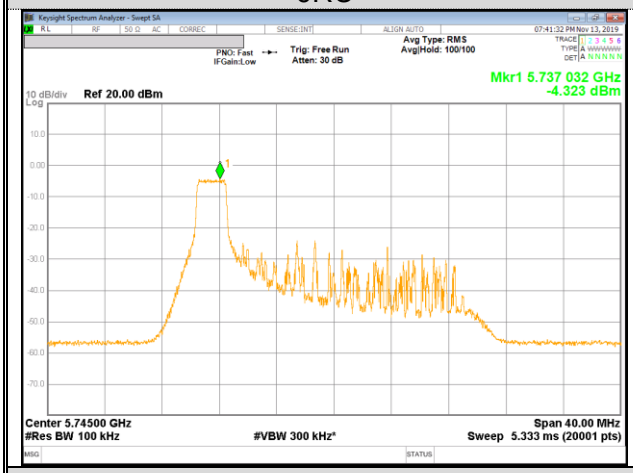

4RU

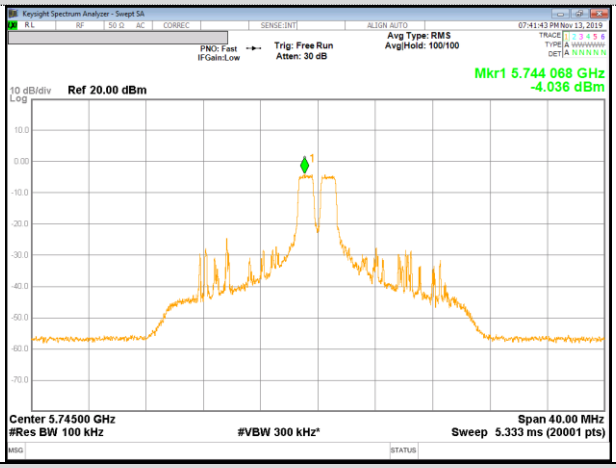

8RU

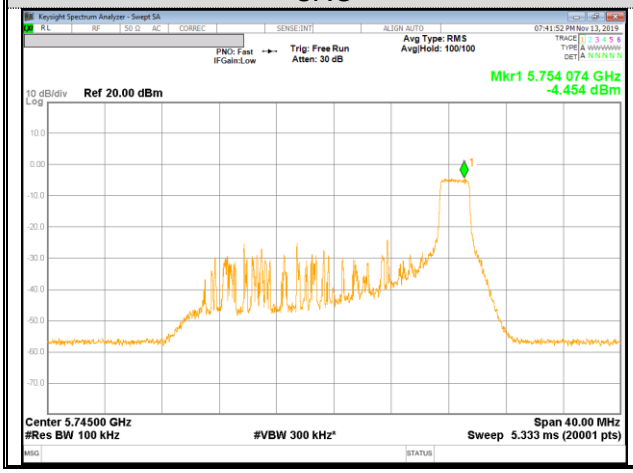

SU

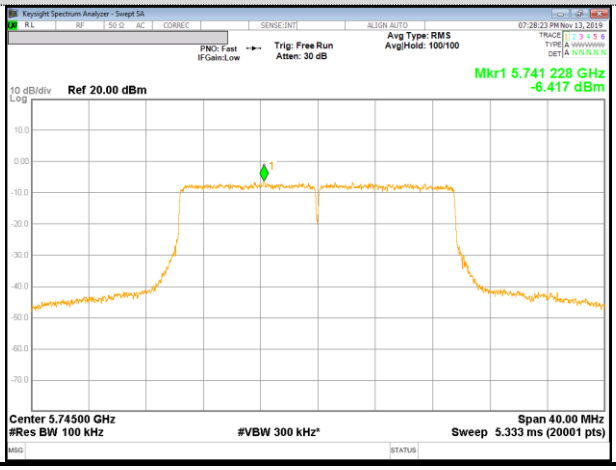

UL Korea, Ltd. Confidential
This report shall not be reproduced except in full, without the written approval of UL Korea, Ltd.

Band	UNII-3
Mode	HE20
Frequency	5785 MHz
Ant	2

0RU

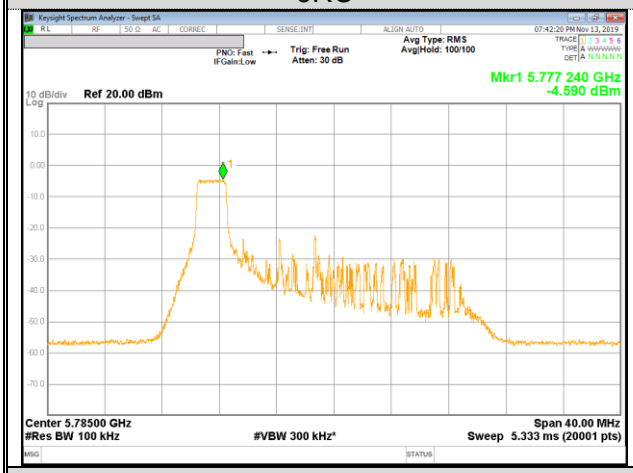

4RU

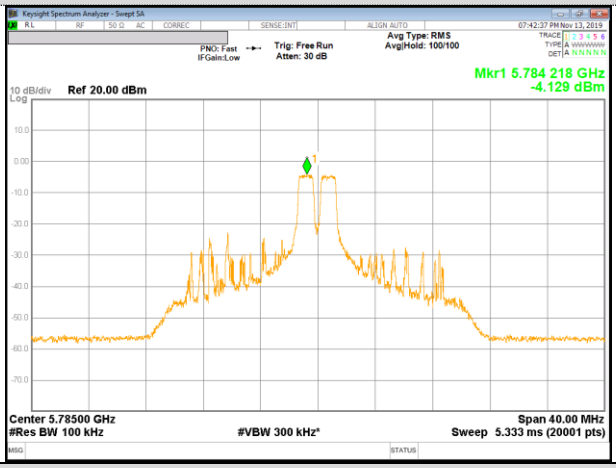

8RU

SU

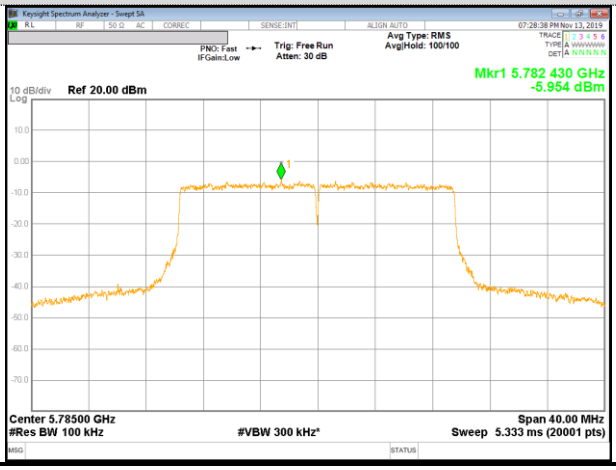

UL Korea, Ltd. Confidential
This report shall not be reproduced except in full, without the written approval of UL Korea, Ltd.

Band	**UNII-3**
Mode	**HE20**
Frequency	**5825 MHz**
Ant	**2**

0RU

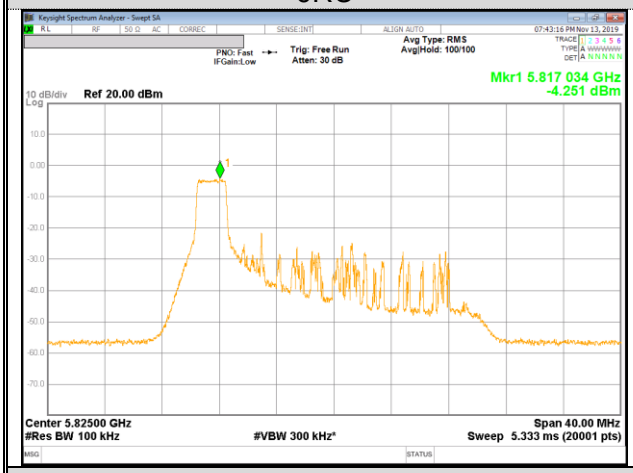

4RU

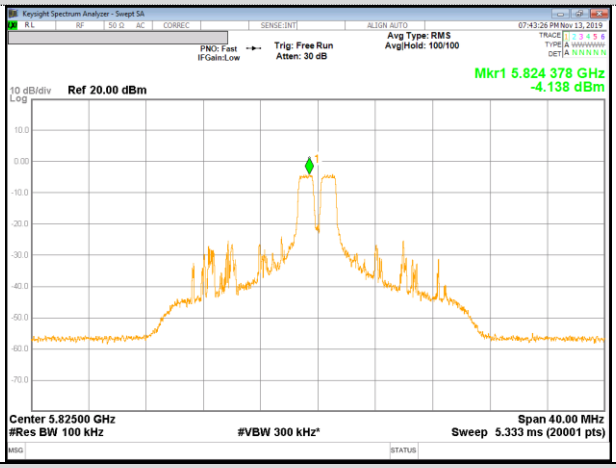

8RU

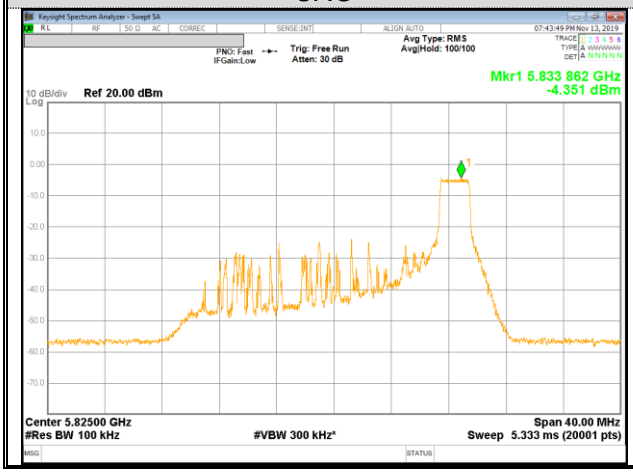

SU

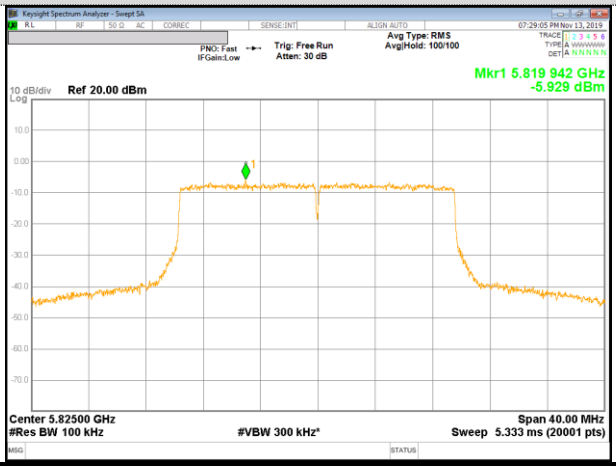

UL Korea, Ltd. Confidential
This report shall not be reproduced except in full, without the written approval of UL Korea, Ltd.

Band	**UNII-3**
Mode	**HE40**
Frequency	**5755 MHz**
Ant	**2**

0RU

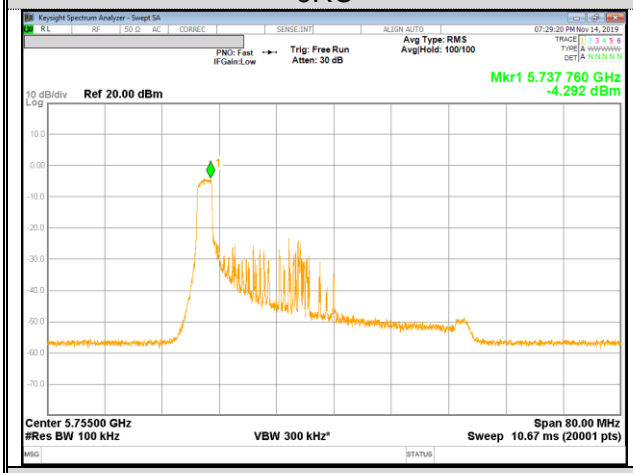

9RU

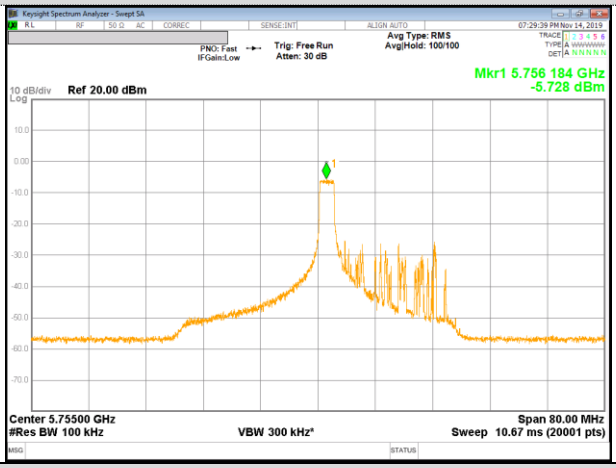

17RU

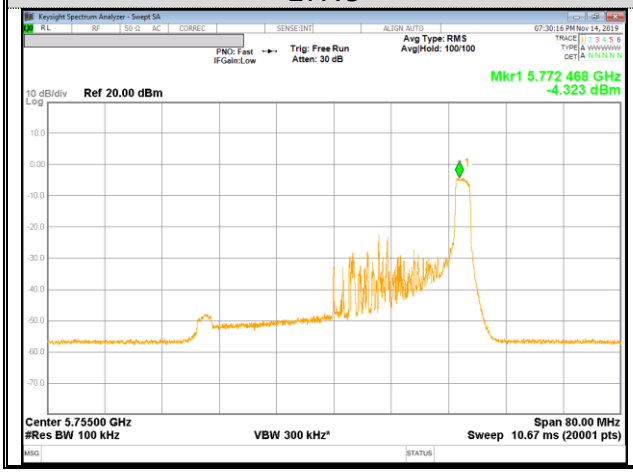

SU

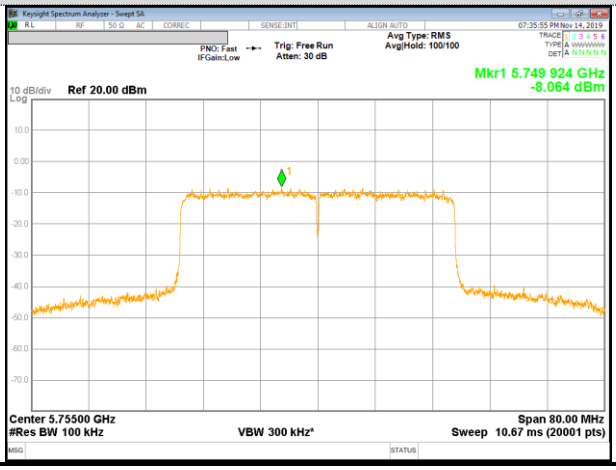

UL Korea, Ltd. Confidential
This report shall not be reproduced except in full, without the written approval of UL Korea, Ltd.

Band	**UNII-3**
Mode	**HE40**
Frequency	**5795 MHz**
Ant	**2**

0RU

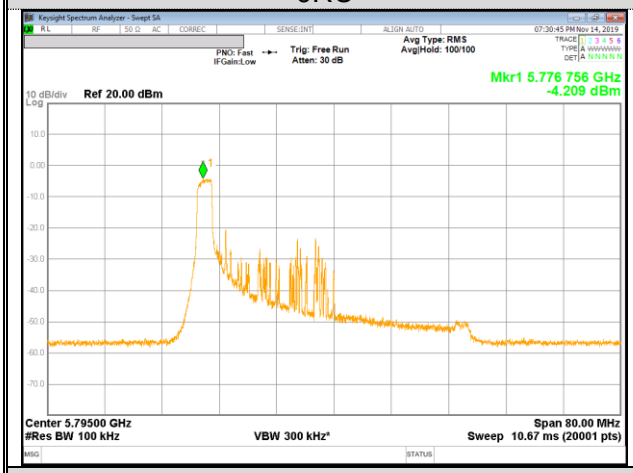

9RU

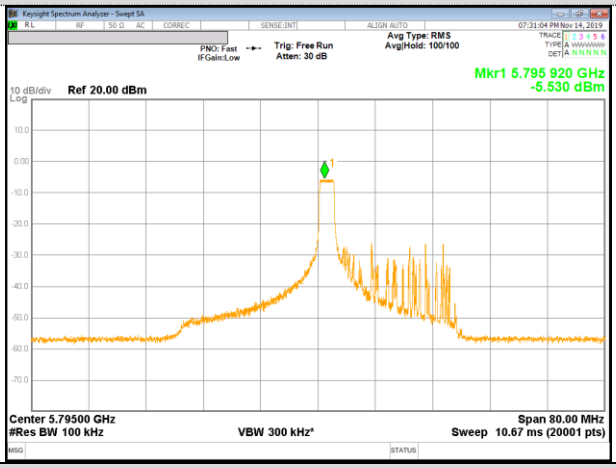

17RU

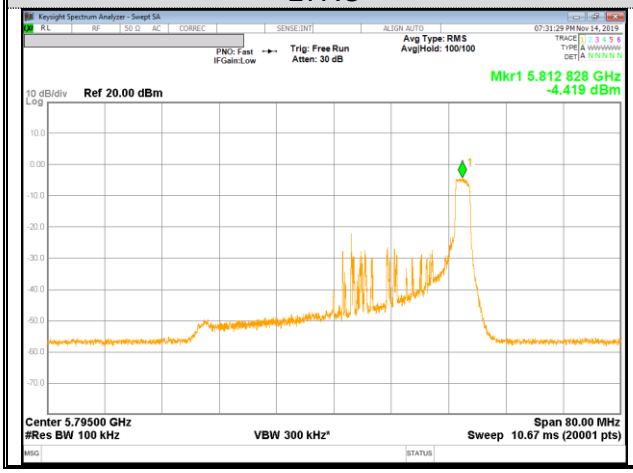

SU

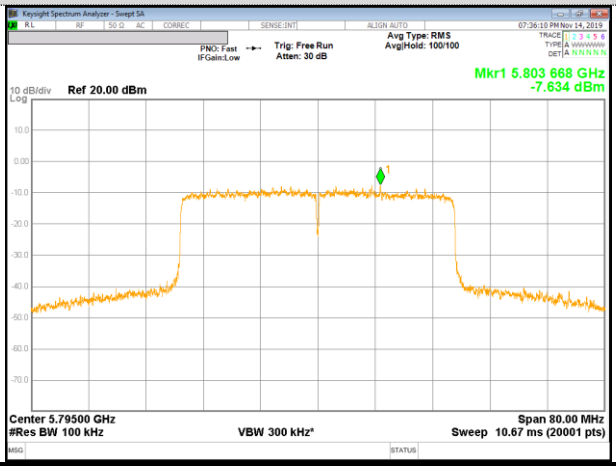

UL Korea, Ltd. Confidential
This report shall not be reproduced except in full, without the written approval of UL Korea, Ltd.

Band	UNII-3
Mode	HE80
Frequency	5775 MHz
Ant	2

0RU

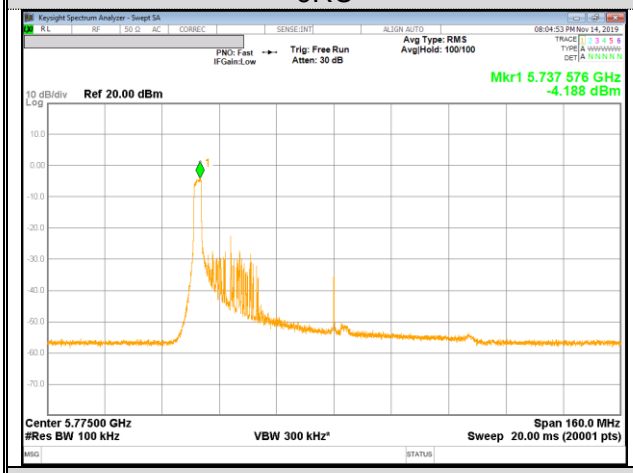

18RU

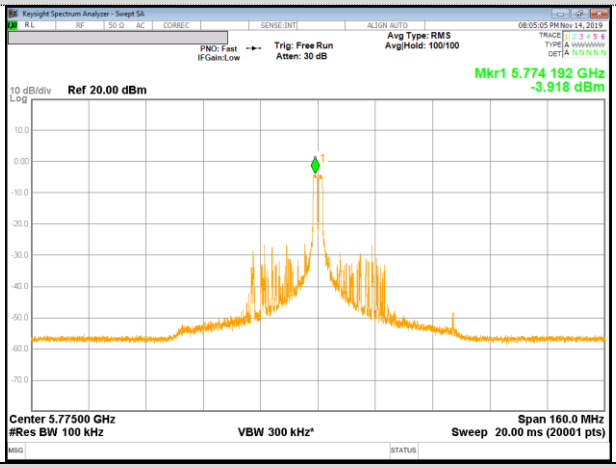

36RU

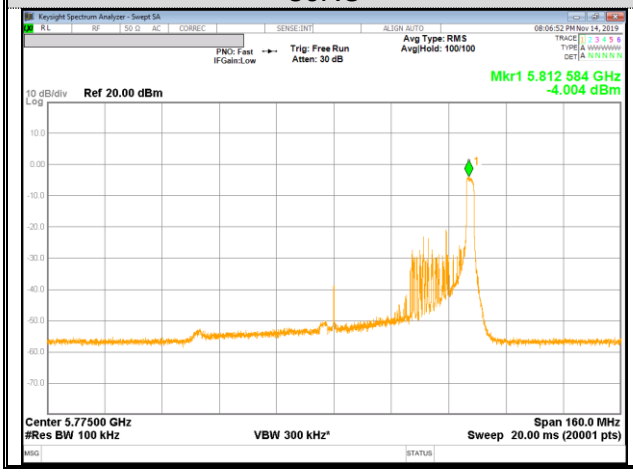

SU

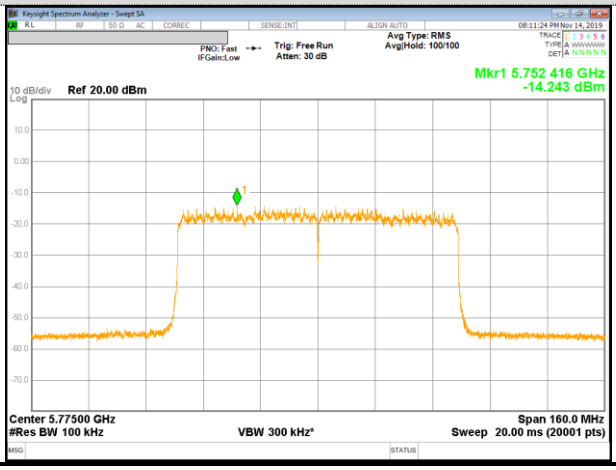

UL Korea, Ltd. Confidential
This report shall not be reproduced except in full, without the written approval of UL Korea, Ltd.

11. TRANSMITTER ABOVE 1 GHz

LIMITS

FCC §15.205 and §15.209

Limits for radiated disturbance of an intentional radiator		
Frequency range (MHz)	Limits (µV/m)	Measurement Distance (m)
0.009 – 0.490	2400 / F (kHz)	300
0.490 – 1.705	24000 / F (kHz)	30
1.705 – 30.0	30	30
30 – 88	100**	3
88 - 216	150**	3
216 – 960	200**	3
Above 960	500	3

** Except as provided in paragraph (g), fundamental emissions from intentional radiators operating under this section shall not be located in the frequency bands 54-72 MHz, 76-88 MHz, 174-216 MHz or 470-806 MHz. However, operation within these frequency bands is permitted under other sections of this part, e.g. §§ 15.231 and 15.241.

FCC Part 15.205 (a) : Only spurious emissions are permitted in any of the frequency bands listed below :

MHz	MHz	MHz	MHz	GHz	GHz
0.009 ~ 0.110	8.41425 ~ 8.41475	108 ~ 121.94	1300 ~ 1427	4.5 ~ 5.15	14.47 ~ 14.5
0.495 ~ 0.505	12.29 ~ 12.293	123 ~ 138	1435 ~ 1626.5	5.35 ~ 5.46	15.35 ~ 16.2
2.1735 ~ 2.1905	12.51975 ~ 12.52025	149.9 ~ 150.05	1645.5 ~ 1646.5	7.25 ~ 7.75	17.7 ~ 21.4
4.125 ~ 4.128	12.57675 ~ 12.57725	156.52475 ~ 156.52525	1660 ~ 1710	8.025 ~ 8.5	22.01 ~ 23.12
4.17725 ~ 4.17775	13.36 ~ 13.41	156.7 ~ 156.9	1718.8 ~ 1722.2	9.0 ~ 9.2	23.6 ~ 24.0
4.20725 ~ 4.20775	16.42 ~ 16.423	162.0125 ~ 167.17	2200 ~ 2300	9.3 ~ 9.5	31.2 ~ 31.8
6.215 ~ 6.218	16.69475 ~ 16.69525	167.72 ~ 173.2	2310 ~ 2390	10.6 ~ 12.7	36.43 ~ 36.5
6.26775 ~ 6.26825	16.80425 ~ 16.80475	240 ~ 285	2483.5 ~ 2500	13.25 ~ 13.4	Above 38.6
6.31175 ~ 6.31225	25.5 ~ 25.67	322 ~ 335.4	2655 ~ 2900		
8.291 ~ 8.294	37.5 ~ 38.25	399.90 ~ 410	3260 ~ 3267		
8.362 ~ 8.366	73 ~ 74.6	608 ~ 614	3332 ~ 3339		
8.37625 ~ 8.38675	74.8 ~ 75.2	960 ~ 1240	3345.8 ~ 3358		
			3600 ~ 4400		

▪ FCC Part 15.205(b) : The field strength of emissions appearing within these frequency bands shall not exceed the limits shown in §15.209. At frequencies equal to or less than 1000 MHz, compliance with the limits in §15.209 shall be demonstrated using measurement instrumentation employing a CISPR quasi-peak detector. Above 1000 MHz, compliance with the emission limits in §15.209 shall be demonstrated based on the average value of the measured emissions. The provisions in §15.35 apply to these measurements.

UL Korea, Ltd. Confidential
This report shall not be reproduced except in full, without the written approval of UL Korea, Ltd.

FCC §15.407 (b)

(b) Undesirable emission limits. Except as shown in paragraph (b)(7) of this section, the maximum emissions outside of the frequency bands of operation shall be attenuated in accordance with the following limits:

(1) For transmitters operating in the 5.15-5.25 GHz band: All emissions outside of the 5.15-5.35 GHz band shall not exceed an e.i.r.p. of −27 dBm/MHz.
(2) For transmitters operating in the 5.25-5.35 GHz band: All emissions outside of the 5.15-5.35 GHz band shall not exceed an e.i.r.p. of −27 dBm/MHz.
(3) For transmitters operating in the 5.47-5.725 GHz band: All emissions outside of the 5.47-5.725 GHz band shall not exceed an e.i.r.p. of −27 dBm/MHz.
(4) For transmitters operating in the 5.725-5.85 GHz band:

(i) All emissions shall be limited to a level of −27 dBm/MHz at 75 MHz or more above or below the band edge increasing linearly to 10 dBm/MHz at 25 MHz above or below the band edge, and from 25 MHz above or below the band edge increasing linearly to a level of 15.6 dBm/MHz at 5 MHz above or below the band edge, and from 5 MHz above or below the band edge increasing linearly to a level of 27 dBm/MHz at the band edge.

(5) The emission measurements shall be performed using a minimum resolution bandwidth of 1 MHz. A lower resolution bandwidth may be employed near the band edge, when necessary, provided the measured energy is integrated to show the total power over 1 MHz.
(6) Unwanted emissions below 1 GHz must comply with the general field strength limits set forth in §15.209. Further, any U-NII devices using an AC power line are required to comply also with the conducted limits set forth in §15.207.
(7) The provisions of §15.205 apply to intentional radiators operating under this section.
(8) When measuring the emission limits, the nominal carrier frequency shall be adjusted as close to the upper and lower frequency band edges as the design of the equipment permits.

Note

- Limit translation to field strength level (FCC §15.407)

E[dBuV/m] = EIRP[dBm] + 95.2 = -27dBm + 95.2 = 68.2dBuV/m

E[dBuV/m] = EIRP[dBm] + 95.2 = -17dBm + 95.2 = 78.2dBuV/m

UL Korea, Ltd. Confidential
This report shall not be reproduced except in full, without the written approval of UL Korea, Ltd.

TEST PROCEDURE

The EUT is placed on a non-conducting table 80 cm above the ground plane for below 1 GHz and 150 cm for above 1 GHz. The antenna to EUT distance is 3 meters. The EUT is configured in accordance with ANSI C63.10. The EUT is set to transmit in a continuous mode.

For measurements below 1 GHz the resolution bandwidth is set to 100 kHz for peak detection measurements or 120 kHz for quasi-peak detection measurements. Peak detection is used unless otherwise noted as quasi-peak.

Reference to KDB 789033 D02 v02r01 UNII part G) 6) c) Method AD:
For measurements above 1 GHz the resolution bandwidth is set to 1 MHz; the video bandwidth is set to 3 MHz for peak measurements and add duty cycle factor to the reading offset for average measurements.

Pre-scans to detect harmonic and spurious emissions, the resolution bandwidth is set to 1 MHz; the video bandwidth is set to 30 kHz for peak measurements.

The spectrum from 1 GHz to 40 GHz is investigated with the transmitter set to the lowest, middle, and highest channels in each applicable band.
(From 30 MHz to 1GHz, test was performed with the EUT set to transmit at the channel with highest output power)

The frequency range of interest is monitored at a fixed antenna height and EUT azimuth. The EUT is rotated through 360 degrees to maximize emissions received. The antenna is scanned from 1 to 4 meters above the ground plane to further maximize the emission. Measurements are made with the antenna polarized in both the vertical and the horizontal positions.

Note : Emission was pre-scanned from 9 kHz to 30 MHz; No emissions were detected which was at least 20dB below the specification limit (consider distance correction factor).
Per FCC part 15.31(o), test results were not reported.

Although these tests were performed other than open area test site, adequate comparison measurements were confirmed against 30 m open are test site.
Therefore sufficient tests were made to demonstrate that the alternative site produces results that correlate with the one of tests made in an open field based on KDB 414788.

UL Korea, Ltd. Confidential
This report shall not be reproduced except in full, without the written approval of UL Korea, Ltd.

11.1. RADIATED TEST_1Tx (SISO)

11.1.1. RESTRICTED BAND-EDGE_5.2GHz BAND LOW CHANNEL

HE20 SU mode (ANT_1)

HORIZONTAL PEAK AND AVERAGE PLOT

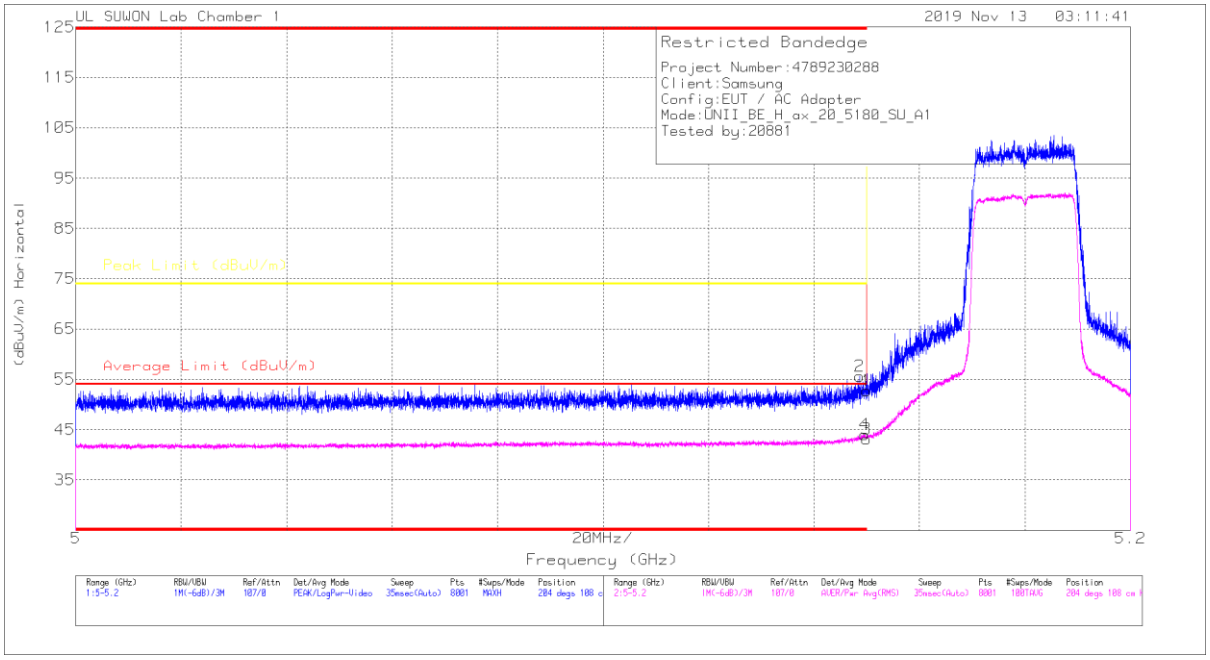

HORIZONTAL DATA

Trace Markers

Marker	Frequency (GHz)	Meter Reading (dBuV)	Det	3117_00168717	10dB_ATT[dB]	DC Corr (dB)	Corrected Reading (dBuV/m)	Average Limit (dBuV/m)	Margin (dB)	Peak Limit (dBuV/m)	PK Margin (dB)	Azimuth (Degs)	Height (cm)	Polarity
1	5.15	40.02	Pk	34.5	-21.8	0	52.72	-	-	74	-21.28	204	108	H
2	* 5.1486	43	Pk	34.4	-21.8	0	55.6	-	-	74	-18.4	204	108	H
3	5.15	30.06	RMS	34.5	-21.8	.39	43.15	54	-10.85	-	-	204	108	H
4	* 5.14963	31.09	RMS	34.4	-21.8	.39	44.08	54	-9.92	-	-	204	108	H

* - indicates frequency in CFR47 Pt 15 / IC RSS-Restricted Band
Pk - Peak detector
RMS - RMS detection

UL Korea, Ltd. Confidential
This report shall not be reproduced except in full, without the written approval of UL Korea, Ltd.

VERTICAL PEAK AND AVERAGE PLOT

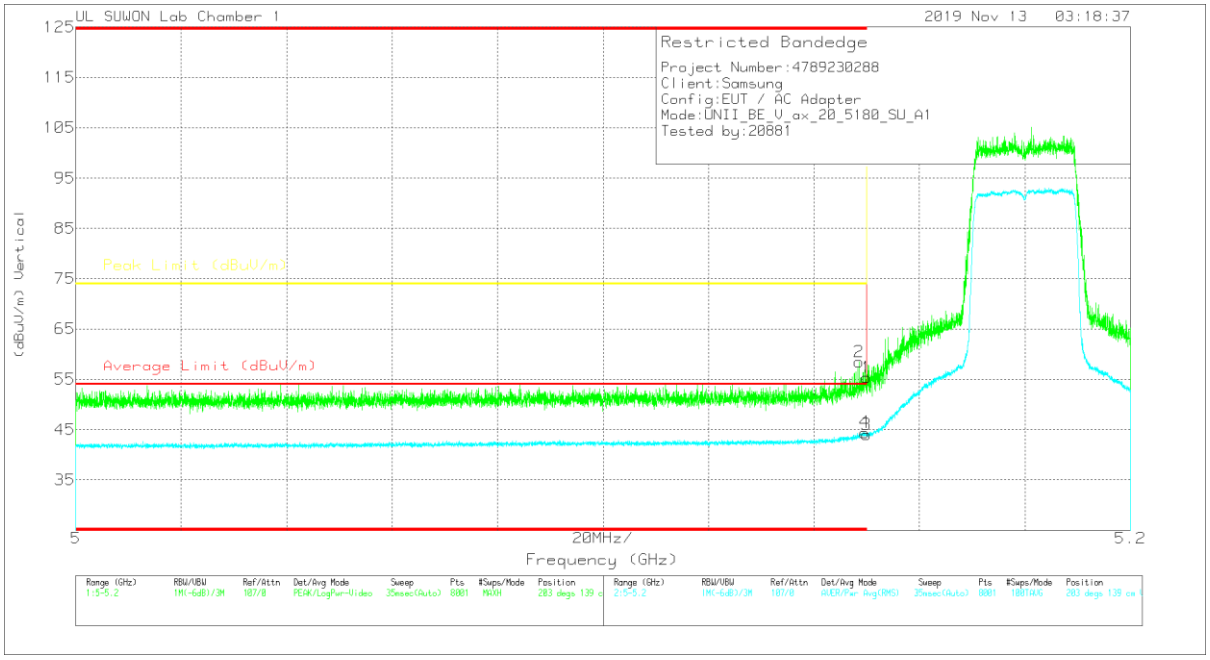

VERTICAL DATA

Trace Markers

Marker	Frequency (GHz)	Meter Reading (dBuV)	Det	3117_00168717	10dB_ATT[dB]	DC Corr (dB)	Corrected Reading (dBuV/m)	Average Limit (dBuV/m)	Margin (dB)	Peak Limit (dBuV/m)	PK Margin (dB)	Azimuth (Degs)	Height (cm)	Polarity
1	5.15	42.67	Pk	34.5	-21.8	0	55.37	-	-	74	-18.63	203	139	V
2	* 5.14855	45.94	Pk	34.4	-21.9	0	58.44	-	-	74	-15.56	203	139	V
3	5.15	30.97	RMS	34.5	-21.8	.39	44.06	54	-9.94	-	-	203	139	V
4	* 5.14963	31.47	RMS	34.4	-21.8	.39	44.46	54	-9.54	-	-	203	139	V

* - indicates frequency in CFR47 Pt 15 / IC RSS-Restricted Band
Pk - Peak detector
RMS - RMS detection

UL Korea, Ltd. Confidential
This report shall not be reproduced except in full, without the written approval of UL Korea, Ltd.

HE20 SU mode (ANT_2)

HORIZONTAL PEAK AND AVERAGE PLOT

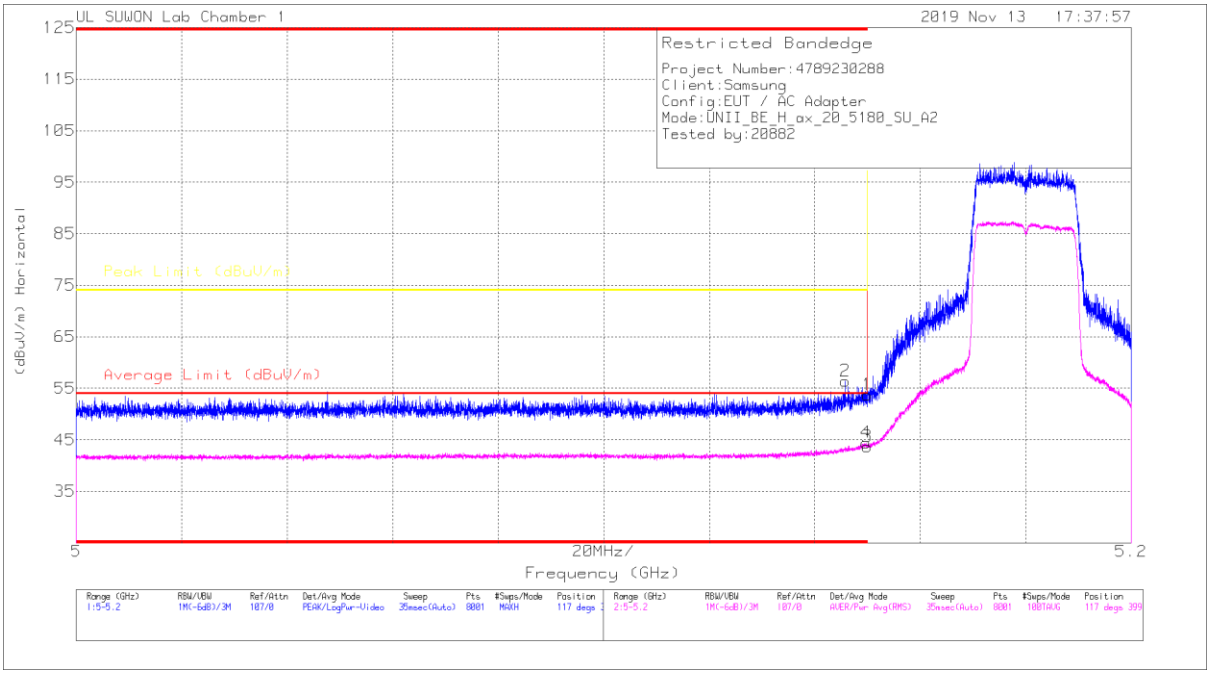

HORIZONTAL DATA

Trace Markers

Marker	Frequency (GHz)	Meter Reading (dBuV)	Det	3117_00168717	10dB_ATT[dB]	DC Corr (dB)	Corrected Reading (dBuV/m)	Average Limit (dBuV/m)	Margin (dB)	Peak Limit (dBuV/m)	PK Margin (dB)	Azimuth (Degs)	Height (cm)	Polarity
1	5.15	41.05	Pk	34.5	-21.8	0	53.75	-	-	74	-20.25	117	399	H
2	* 5.14578	43.82	Pk	34.4	-21.8	0	56.42	-	-	74	-17.58	117	399	H
3	5.15	30.63	RMS	34.5	-21.8	.39	43.72	54	-10.28	-	-	117	399	H
4	* 5.14968	31.49	RMS	34.4	-21.8	.39	44.48	54	-9.52	-	-	117	399	H

* - indicates frequency in CFR47 Pt 15 / IC RSS-Restricted Band
Pk - Peak detector
RMS - RMS detection

UL Korea, Ltd. Confidential
This report shall not be reproduced except in full, without the written approval of UL Korea, Ltd.

VERTICAL PEAK AND AVERAGE PLOT

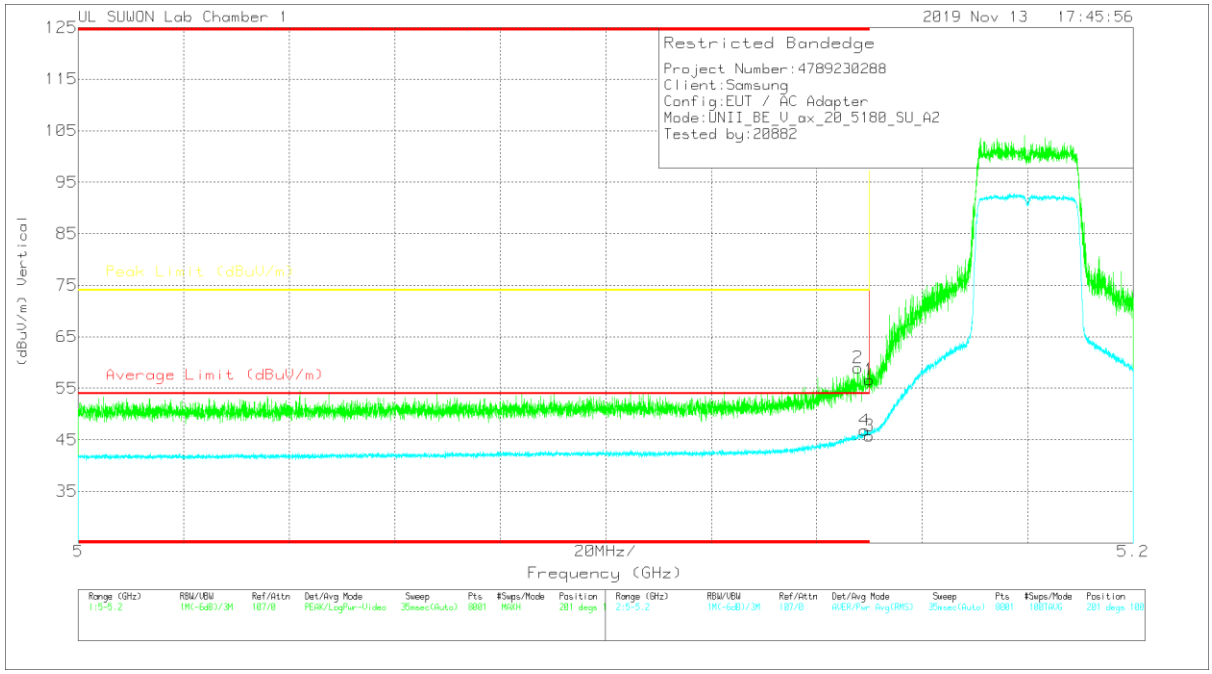

VERTICAL DATA

Trace Markers

Marker	Frequency (GHz)	Meter Reading (dBuV)	Det	3117_00168717	10dB_ATT[dB]	DC Corr (dB)	Corrected Reading (dBuV/m)	Average Limit (dBuV/m)	Margin (dB)	Peak Limit (dBuV/m)	PK Margin (dB)	Azimuth (Degs)	Height (cm)	Polarity
1	5.15	43.95	Pk	34.5	-21.8	0	56.65	-	-	74	-17.35	201	100	V
2	* 5.1478	46.49	Pk	34.4	-21.9	0	58.99	-	-	74	-15.01	201	100	V
3	5.15	32.69	RMS	34.5	-21.8	.39	45.78	54	-8.22	-	-	201	100	V
4	* 5.14908	33.85	RMS	34.4	-21.8	.39	46.84	54	-7.16	-	-	201	100	V

* - indicates frequency in CFR47 Pt 15 / IC RSS-Restricted Band
Pk - Peak detector
RMS - RMS detection

UL Korea, Ltd. Confidential
This report shall not be reproduced except in full, without the written approval of UL Korea, Ltd.

HE40 SU mode (ANT_1)

HORIZONTAL PEAK AND AVERAGE PLOT

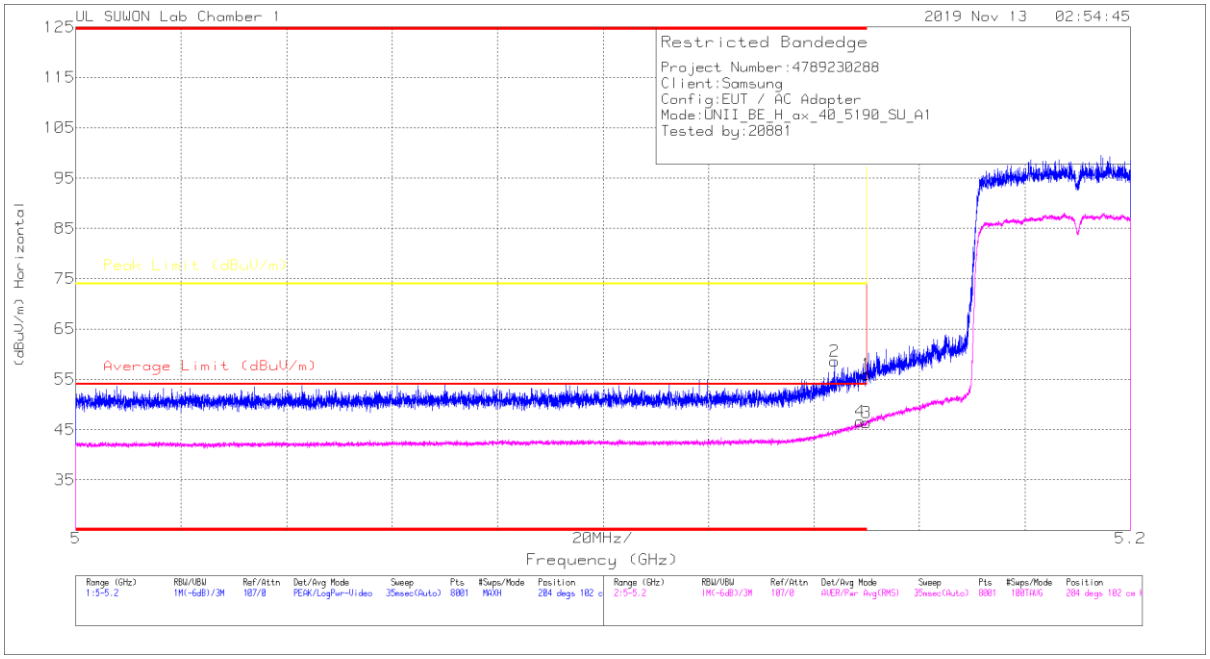

HORIZONTAL DATA

Trace Markers

Marker	Frequency (GHz)	Meter Reading (dBuV)	Det	3117_00168717	10dB_ATT[dB]	DC Corr (dB)	Corrected Reading (dBuV/m)	Average Limit (dBuV/m)	Margin (dB)	Peak Limit (dBuV/m)	PK Margin (dB)	Azimuth (Degs)	Height (cm)	Polarity
1	5.15	43.29	Pk	34.5	-21.8	0	55.99	-	-	74	-18.01	204	102	H
2	* 5.14388	45.98	Pk	34.4	-21.8	0	58.58	-	-	74	-15.42	204	102	H
3	5.15	32.93	RMS	34.5	-21.8	.72	46.35	54	-7.65	-	-	204	102	H
4	* 5.1488	33.31	RMS	34.4	-21.8	.72	46.63	54	-7.37	-	-	204	102	H

* - indicates frequency in CFR47 Pt 15 / IC RSS-Restricted Band
Pk - Peak detector
RMS - RMS detection

UL Korea, Ltd. Confidential
This report shall not be reproduced except in full, without the written approval of UL Korea, Ltd.

VERTICAL PEAK AND AVERAGE PLOT

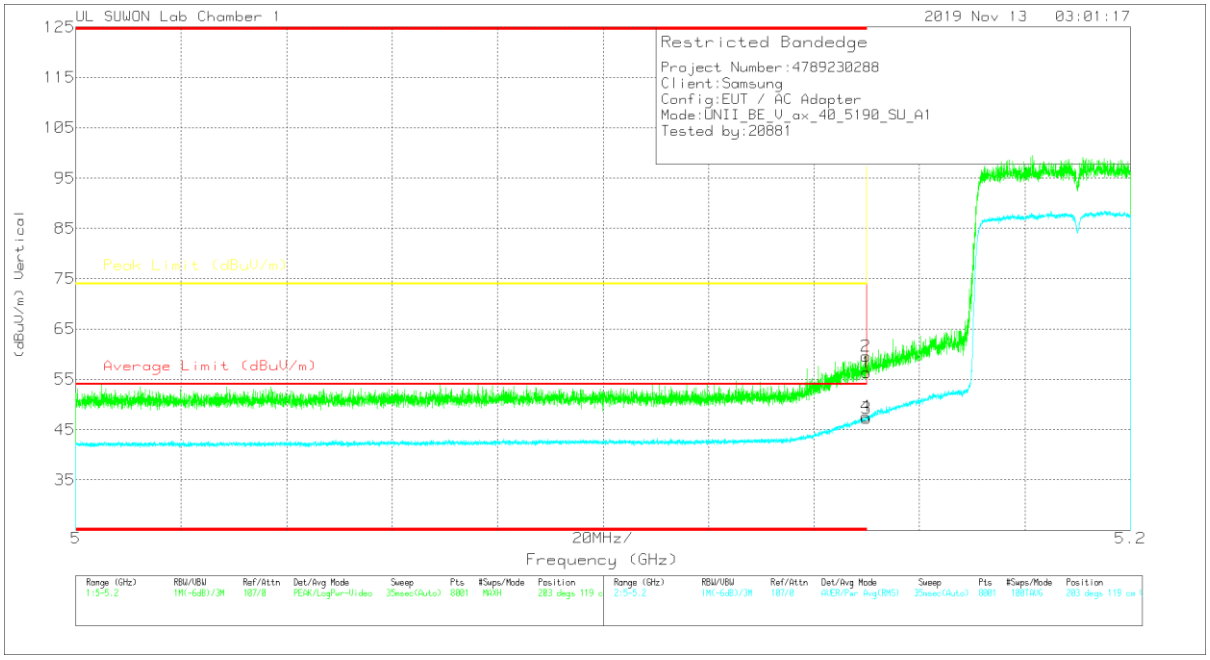

VERTICAL DATA

Trace Markers

Marker	Frequency (GHz)	Meter Reading (dBuV)	Det	3117_00168717	10dB_ATT[dB]	DC Corr (dB)	Corrected Reading (dBuV/m)	Average Limit (dBuV/m)	Margin (dB)	Peak Limit (dBuV/m)	PK Margin (dB)	Azimuth (Degs)	Height (cm)	Polarity
1	5.15	43.71	Pk	34.5	-21.8	0	56.41	-	-	74	-17.59	203	119	V
2	* 5.14985	47.02	Pk	34.4	-21.8	0	59.62	-	-	74	-14.38	203	119	V
3	5.15	33.85	RMS	34.5	-21.8	.72	47.27	54	-6.73	-	-	203	119	V
4	* 5.1499	34.31	RMS	34.4	-21.8	.72	47.63	54	-6.37	-	-	203	119	V

* - indicates frequency in CFR47 Pt 15 / IC RSS-Restricted Band
Pk - Peak detector
RMS - RMS detection

UL Korea, Ltd. Confidential
This report shall not be reproduced except in full, without the written approval of UL Korea, Ltd.

HE40 SU mode (ANT_2)

HORIZONTAL PEAK AND AVERAGE PLOT

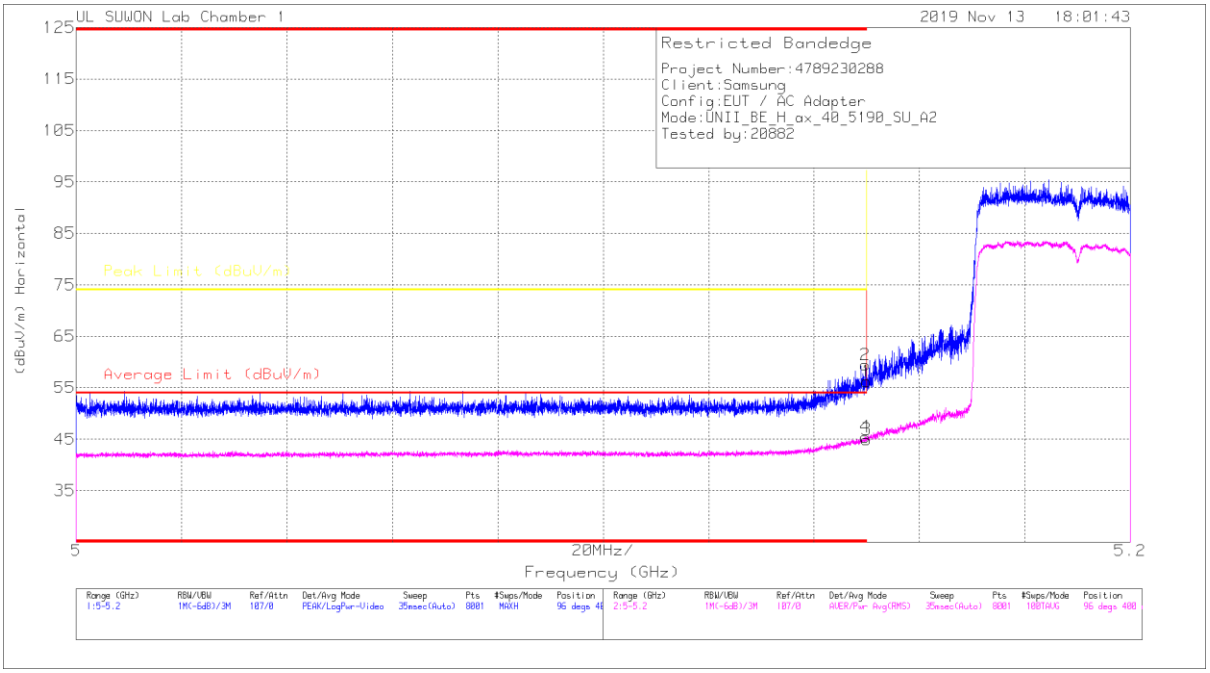

HORIZONTAL DATA

Trace Markers

Marker	Frequency (GHz)	Meter Reading (dBuV)	Det	3117_00168717	10dB_ATT[dB]	DC Corr (dB)	Corrected Reading (dBuV/m)	Average Limit (dBuV/m)	Margin (dB)	Peak Limit (dBuV/m)	PK Margin (dB)	Azimuth (Degs)	Height (cm)	Polarity
1	5.15	43.52	Pk	34.5	-21.8	0	56.22	-	-	74	-17.78	96	400	H
2	* 5.14973	46.85	Pk	34.4	-21.8	0	59.45	-	-	74	-14.55	96	400	H
3	5.15	31.52	RMS	34.5	-21.8	.72	44.94	54	-9.06	-	-	96	400	H
4	* 5.14975	32.11	RMS	34.4	-21.8	.72	45.43	54	-8.57	-	-	96	400	H

* - indicates frequency in CFR47 Pt 15 / IC RSS-Restricted Band
Pk - Peak detector
RMS - RMS detection

UL Korea, Ltd. Confidential
This report shall not be reproduced except in full, without the written approval of UL Korea, Ltd.

VERTICAL PEAK AND AVERAGE PLOT

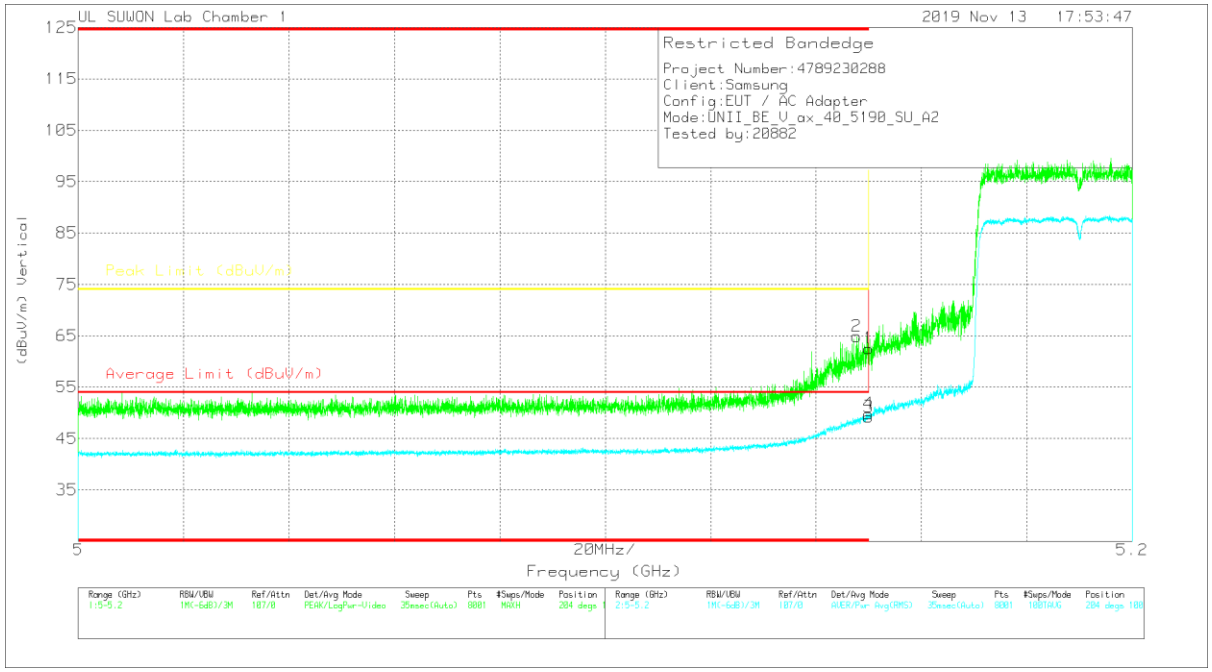

VERTICAL DATA

Trace Markers

Marker	Frequency (GHz)	Meter Reading (dBuV)	Det	3117_00168717	10dB_ATT[dB]	DC Corr (dB)	Corrected Reading (dBuV/m)	Average Limit (dBuV/m)	Margin (dB)	Peak Limit (dBuV/m)	PK Margin (dB)	Azimuth (Degs)	Height (cm)	Polarity
1	5.15	49.87	Pk	34.5	-21.8	0	62.57	-	-	74	-11.43	204	100	V
2	* 5.14773	52.3	Pk	34.4	-21.8	0	64.9	-	-	74	-9.1	204	100	V
3	5.15	35.79	RMS	34.5	-21.8	.72	49.21	54	-4.79	-	-	204	100	V
4	* 5.14995	36.5	RMS	34.4	-21.8	.72	49.82	54	-4.18	-	-	204	100	V

* - indicates frequency in CFR47 Pt 15 / IC RSS-Restricted Band
Pk - Peak detector
RMS - RMS detection

UL Korea, Ltd. Confidential
This report shall not be reproduced except in full, without the written approval of UL Korea, Ltd.

HE80 SU mode (ANT_1)

HORIZONTAL PEAK AND AVERAGE PLOT

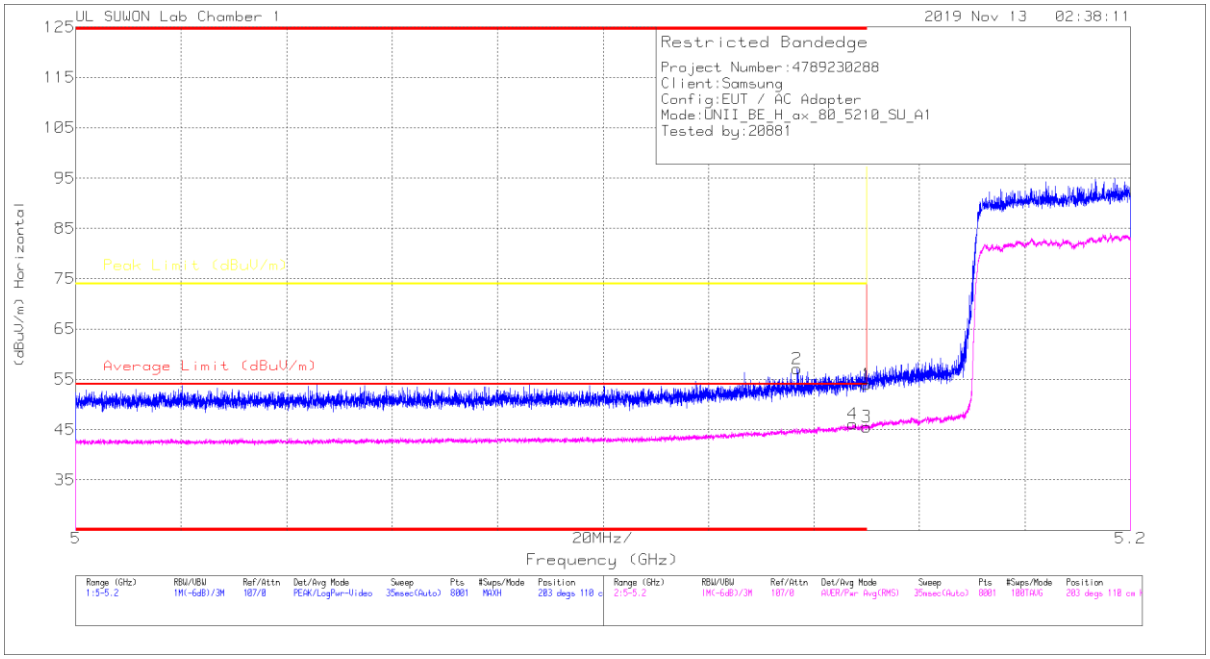

HORIZONTAL DATA

Trace Markers

Marker	Frequency (GHz)	Meter Reading (dBuV)	Det	3117_00168717	10dB_ATT[dB]	DC Corr (dB)	Corrected Reading (dBuV/m)	Average Limit (dBuV/m)	Margin (dB)	Peak Limit (dBuV/m)	PK Margin (dB)	Azimuth (Degs)	Height (cm)	Polarity
1	5.15	41.3	Pk	34.5	-21.8	0	54	-	-	74	-20	203	110	H
2	* 5.13675	44.43	Pk	34.4	-21.7	0	57.13	-	-	74	-16.87	203	110	H
3	5.15	31.63	RMS	34.5	-21.8	1.25	45.58	54	-8.42	-	-	203	110	H
4	* 5.14735	32.28	RMS	34.4	-21.8	1.25	46.13	54	-7.87	-	-	203	110	H

* - indicates frequency in CFR47 Pt 15 / IC RSS-Restricted Band
Pk - Peak detector
RMS - RMS detection

UL Korea, Ltd. Confidential
This report shall not be reproduced except in full, without the written approval of UL Korea, Ltd.

VERTICAL PEAK AND AVERAGE PLOT

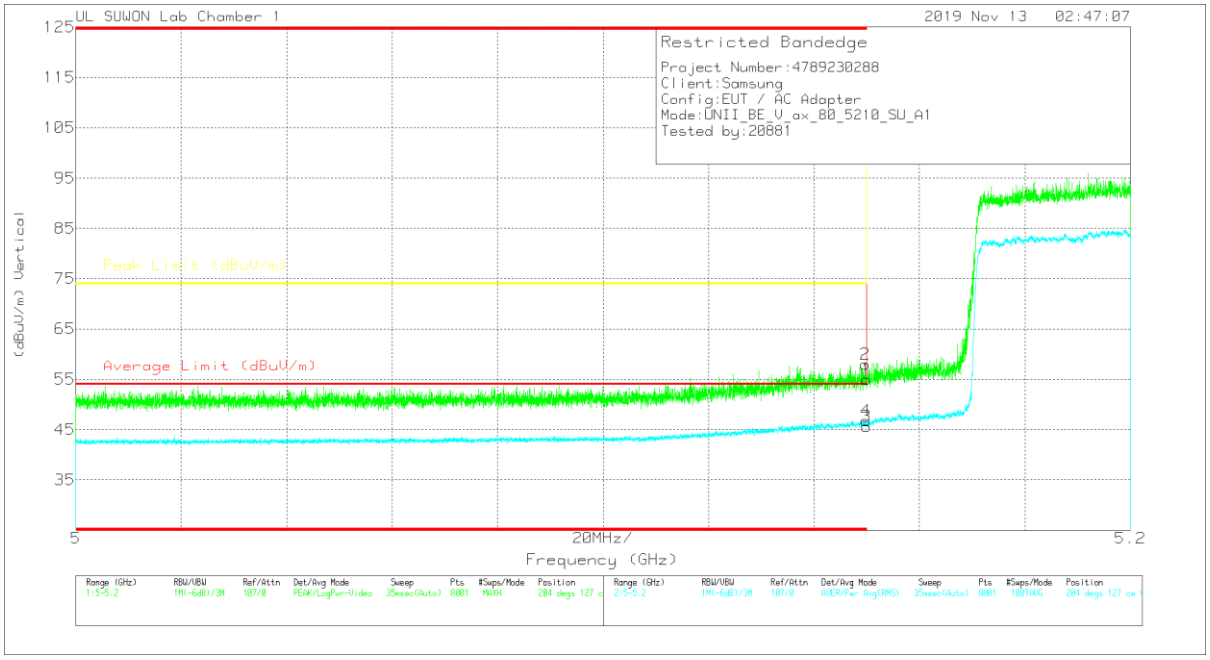

VERTICAL DATA

Trace Markers

Marker	Frequency (GHz)	Meter Reading (dBuV)	Det	3117_00168717	10dB_ATT[dB]	DC Corr (dB)	Corrected Reading (dBuV/m)	Average Limit (dBuV/m)	Margin (dB)	Peak Limit (dBuV/m)	PK Margin (dB)	Azimuth (Degs)	Height (cm)	Polarity
1	5.15	42.26	Pk	34.5	-21.8	0	54.96	-	-	74	-19.04	204	127	V
2	* 5.14978	45.43	Pk	34.4	-21.8	0	58.03	-	-	74	-15.97	204	127	V
3	5.15	31.66	RMS	34.5	-21.8	1.25	45.61	54	-8.39	-	-	204	127	V
4	* 5.1499	32.92	RMS	34.4	-21.8	1.25	46.77	54	-7.23	-	-	204	127	V

* - indicates frequency in CFR47 Pt 15 / IC RSS-Restricted Band
Pk - Peak detector
RMS - RMS detection

UL Korea, Ltd. Confidential
This report shall not be reproduced except in full, without the written approval of UL Korea, Ltd.

HE80 SU mode (ANT_2)

HORIZONTAL PEAK AND AVERAGE PLOT

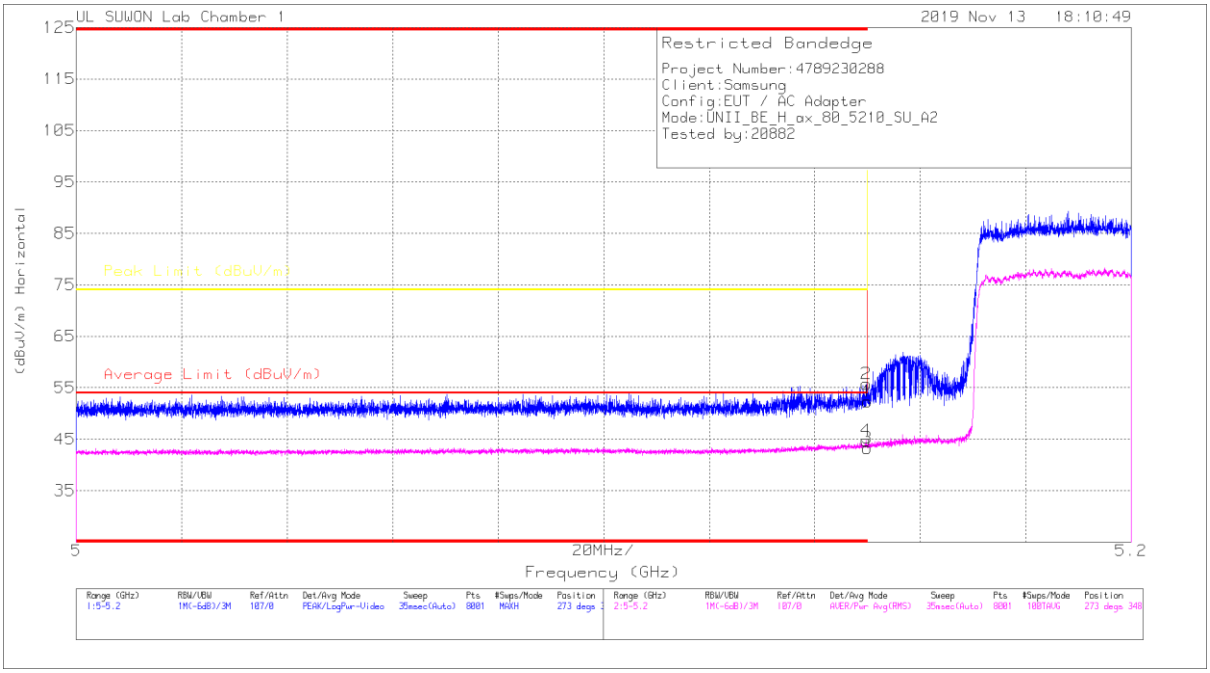

HORIZONTAL DATA

Trace Markers

Marker	Frequency (GHz)	Meter Reading (dBuV)	Det	3117_00168717	10dB_ATT[dB]	DC Corr (dB)	Corrected Reading (dBuV/m)	Average Limit (dBuV/m)	Margin (dB)	Peak Limit (dBuV/m)	PK Margin (dB)	Azimuth (Degs)	Height (cm)	Polarity
1	5.15	39.61	Pk	34.5	-21.8	0	52.31	-	-	74	-21.69	273	348	H
2	* 5.14978	43.14	Pk	34.4	-21.8	0	55.74	-	-	74	-18.26	273	348	H
3	5.15	29.33	RMS	34.5	-21.8	1.25	43.28	54	-10.72	-	-	273	348	H
4	* 5.14975	30.89	RMS	34.4	-21.8	1.25	44.74	54	-9.26	-	-	273	348	H

* - indicates frequency in CFR47 Pt 15 / IC RSS-Restricted Band
Pk - Peak detector
RMS - RMS detection

UL Korea, Ltd. Confidential
This report shall not be reproduced except in full, without the written approval of UL Korea, Ltd.

VERTICAL PEAK AND AVERAGE PLOT

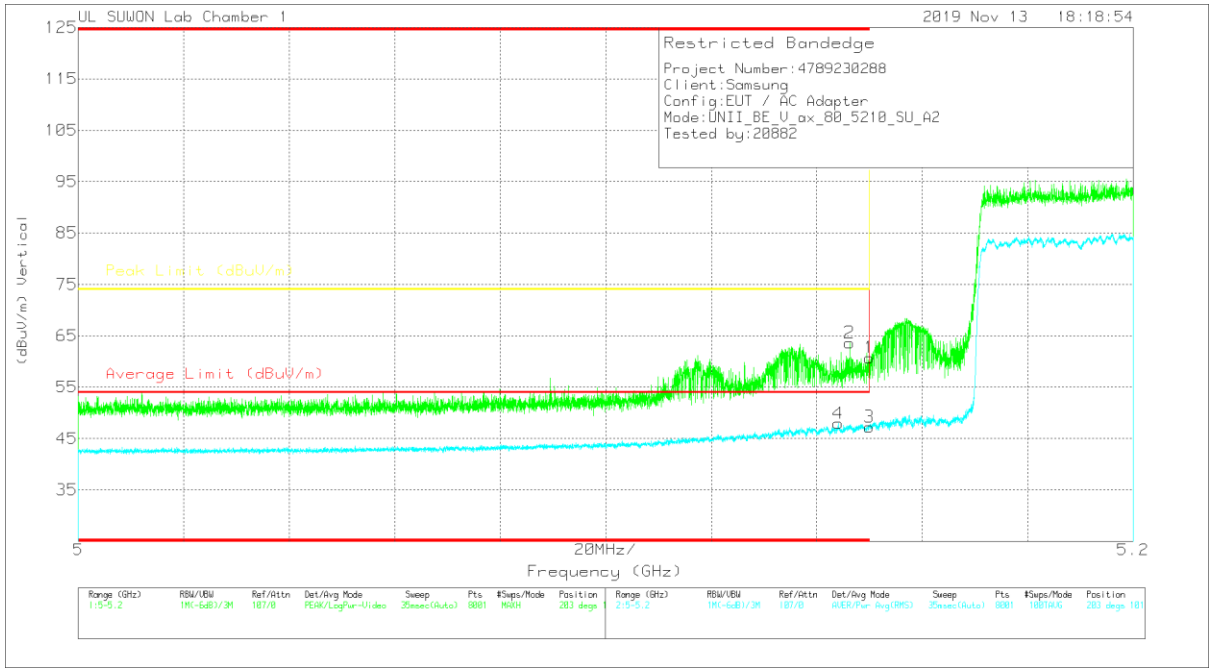

VERTICAL DATA

Trace Markers

Marker	Frequency (GHz)	Meter Reading (dBuV)	Det	3117_00168717	10dB_ATT[dB]	DC Corr (dB)	Corrected Reading (dBuV/m)	Average Limit (dBuV/m)	Margin (dB)	Peak Limit (dBuV/m)	PK Margin (dB)	Azimuth (Degs)	Height (cm)	Polarity
1	5.15	48.04	Pk	34.5	-21.8	0	60.74	-	-	74	-13.26	203	101	V
2	* 5.1462	51.02	Pk	34.4	-21.8	0	63.62	-	-	74	-10.38	203	101	V
3	5.15	33.29	RMS	34.5	-21.8	1.25	47.24	54	-6.76	-	-	203	101	V
4	* 5.14408	34.08	RMS	34.4	-21.8	1.25	47.93	54	-6.07	-	-	203	101	V

* - indicates frequency in CFR47 Pt 15 / IC RSS-Restricted Band
Pk - Peak detector
RMS - RMS detection

UL Korea, Ltd. Confidential
This report shall not be reproduced except in full, without the written approval of UL Korea, Ltd.

11.1.2. HARMONICS AND SPURIOUS EMISSIONS_5.2GHz BAND

HE20 SU mode (ANT_1)

LOW CHANNEL HORIZONTAL

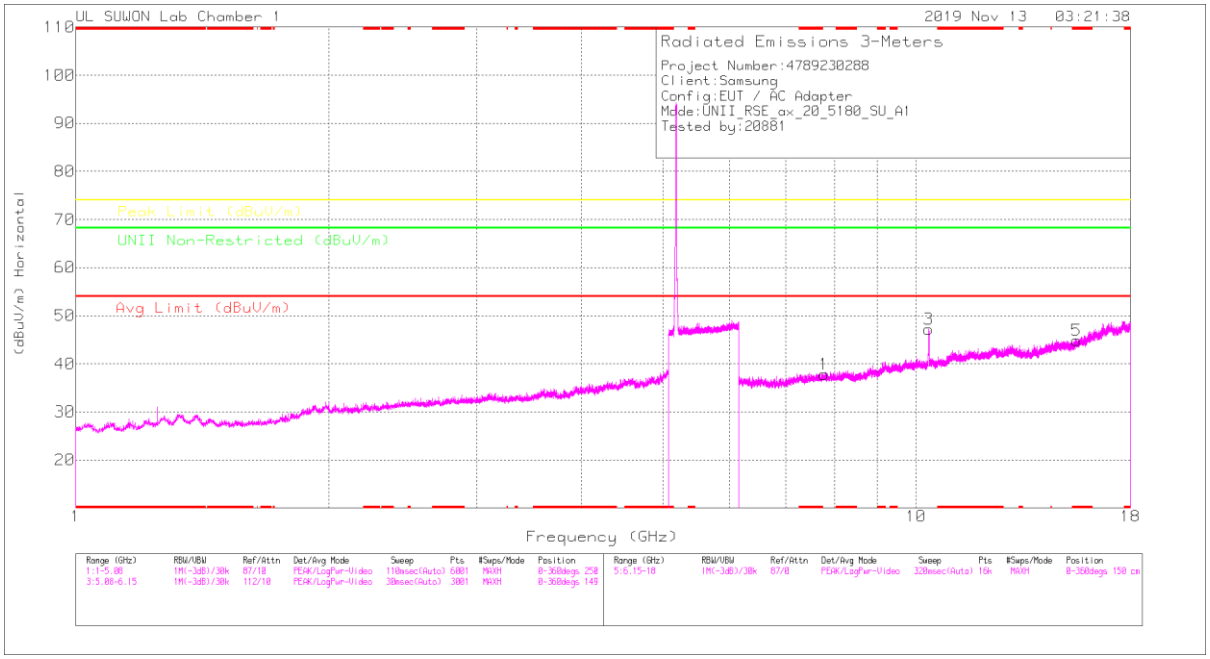

LOW CHANNEL VERTICAL

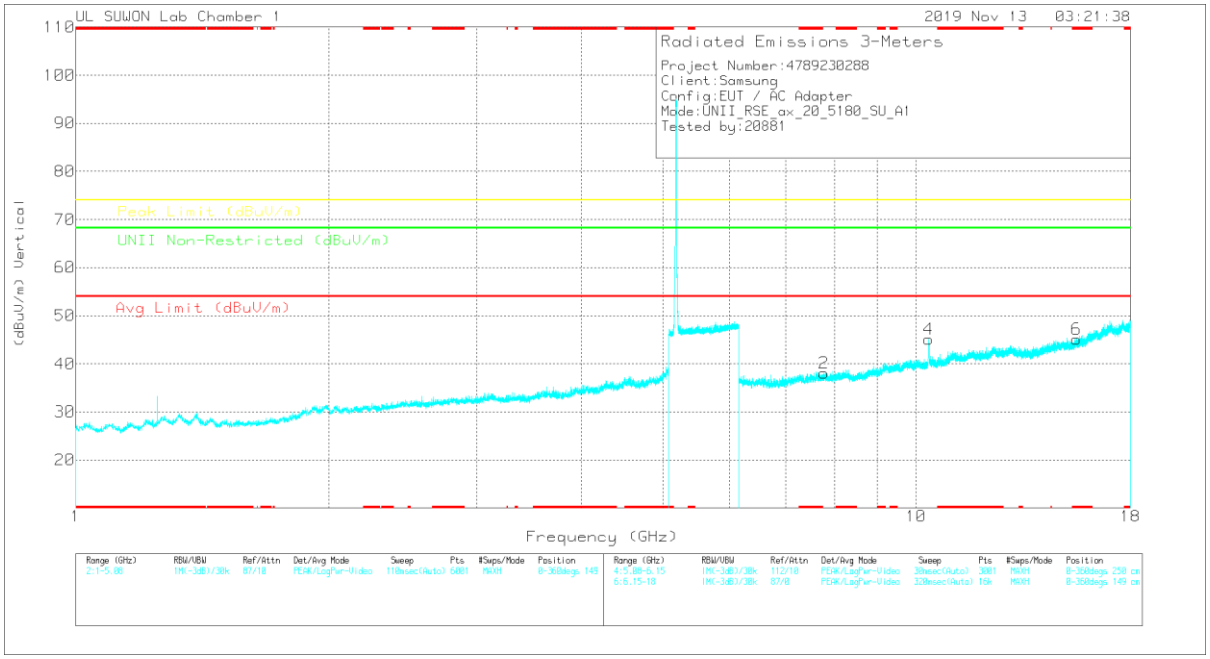

Note: Emission was scanned up to 40GHz; No emissions were detected above the noise floor which was at least 20dB below the specification limit.

UL Korea, Ltd. Confidential
This report shall not be reproduced except in full, without the written approval of UL Korea, Ltd.

LOW CHANNEL DATA

Trace Markers

Marker	Frequency (GHz)	Meter Reading (dBuV)	Det	3117_00168717	6GHz_HP[dB]	DC Corr (dB)	Corrected Reading (dBuV/m)	Avg Limit (dBuV/m)	Margin (dB)	Peak Limit (dBuV/m)	Margin (dB)	UNII Non-Restricted (dBuV/m)	Margin (dB)	Azimuth (Degs)	Height (cm)	Polarity
1	7.76817	28.47	PK	35.9	-26.6	0	37.77	-	-	-	-	68.2	-30.43	0-360	150	H
3	10.35797	31.94	PK	37.6	-22.3	0	47.24	-	-	-	-	68.2	-20.96	0-360	250	H
5	* 15.53462	25.68	PK	40.2	-21	0	44.88	-	-	74	-29.12	-	-	0-360	150	H
2	7.77187	28.93	PK	35.9	-26.7	0	38.13	-	-	-	-	68.2	-30.07	0-360	250	V
4	10.36019	29.87	PK	37.6	-22.3	0	45.17	-	-	-	-	68.2	-23.03	0-360	149	V
6	* 15.5398	25.77	PK	40.2	-20.9	0	45.07	-	-	74	-28.93	-	-	0-360	250	V

* - indicates frequency in CFR47 Pt 15 / IC RSS-Restricted Band
PK – Peak Detector

Radiated Emissions

Frequency (GHz)	Meter Reading (dBuV)	Det	3117_00168717	6GHz_HP[dB]	DC Corr (dB)	Corrected Reading (dBuV/m)	Avg Limit (dBuV/m)	Margin (dB)	Peak Limit (dBuV/m)	Margin (dB)	UNII Non-Restricted (dBuV/m)	Margin (dB)	Azimuth (Degs)	Height (cm)	Polarity
7.76707	38.91	PK-U	35.9	-26.6	0	48.21	-	-	-	-	68.2	-19.99	0	100	H
7.76932	38.5	PK-U	35.9	-26.6	0	47.8	-	-	-	-	68.2	-20.4	0	100	V
10.35875	45.71	PK-U	37.6	-22.3	0	61.01	-	-	-	-	68.2	-7.19	180	227	H
10.36053	44.66	PK-U	37.6	-22.3	0	59.96	-	-	-	-	68.2	-8.24	182	100	V
* 15.53293	36.1	PK-U	40.2	-20.9	0	55.4	-	-	74	-18.6	-	-	0	100	H
* 15.53379	35.67	PK-U	40.2	-21	0	54.87	-	-	74	-19.13	-	-	0	100	V

* - indicates frequency in CFR47 Pt 15 / IC RSS-Restricted Band
PK-U - U-NII: Maximum Peak

UL Korea, Ltd. Confidential
This report shall not be reproduced except in full, without the written approval of UL Korea, Ltd.

MID CHANNEL HORIZONTAL

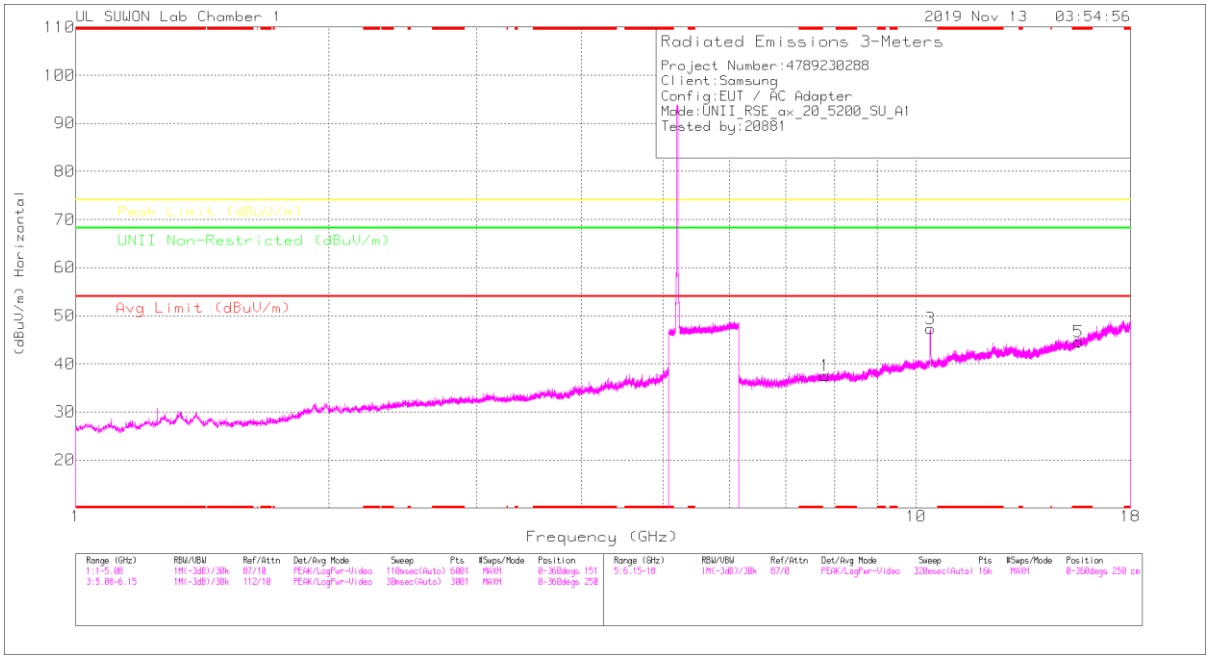

MID CHANNEL VERTICAL

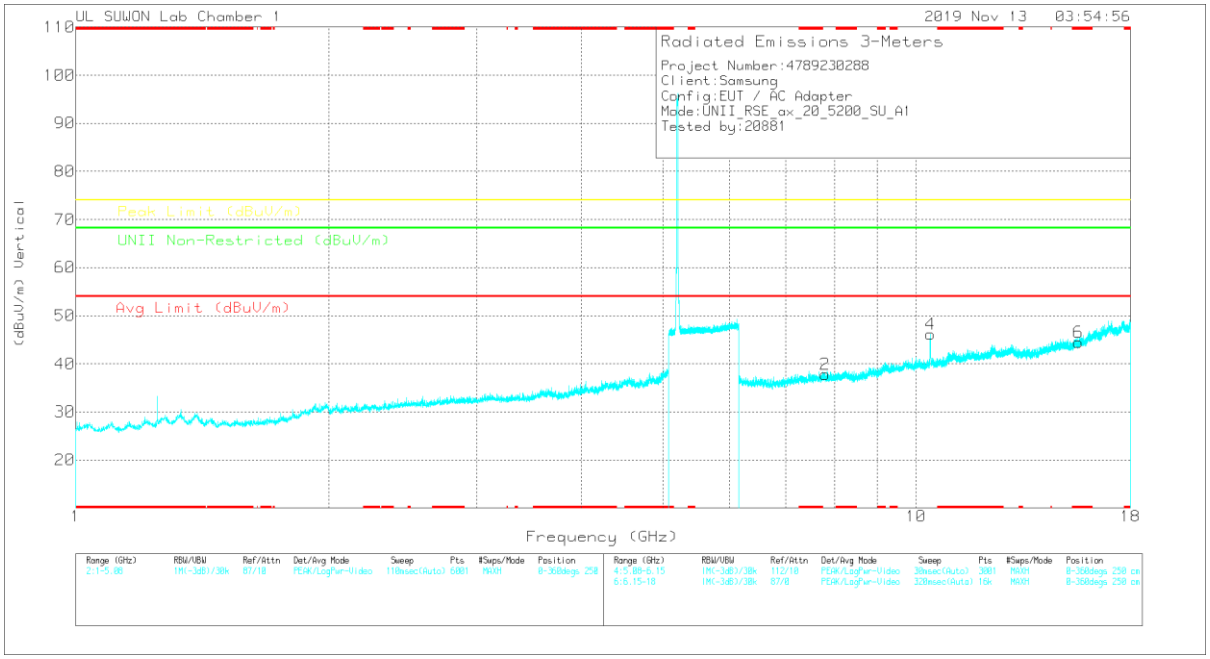

Note: Emission was scanned up to 40GHz; No emissions were detected above the noise floor which was at least 20dB below the specification limit.

UL Korea, Ltd. Confidential
This report shall not be reproduced except in full, without the written approval of UL Korea, Ltd.

MID CHANNEL DATA

Trace Markers

Marker	Frequency (GHz)	Meter Reading (dBuV)	Det	3117_00168717	6GHz_HP[dB]	DC Corr (dB)	Corrected Reading (dBuV/m)	Avg Limit (dBuV/m)	Margin (dB)	Peak Limit (dBuV/m)	Margin (dB)	UNII Non-Restricted (dBuV/m)	Margin (dB)	Azimuth (Degs)	Height (cm)	Polarity
1	7.79631	28.25	PK	35.9	-26.6	0	37.55	-	-	-	-	68.2	-30.65	0-360	149	H
3	10.39796	31.29	PK	37.6	-21.6	0	47.29	-	-	-	-	68.2	-20.91	0-360	250	H
5	* 15.60423	25.66	PK	40.2	-21.3	0	44.56	-	-	74	-29.44	-	-	0-360	149	H
2	7.79483	28.5	PK	35.9	-26.6	0	37.8	-	-	-	-	68.2	-30.4	0-360	250	V
4	10.39796	30.14	PK	37.6	-21.6	0	46.14	-	-	-	-	68.2	-22.06	0-360	250	V
6	* 15.60053	25.53	PK	40.2	-21.3	0	44.43	-	-	74	-29.57	-	-	0-360	149	V

* - indicates frequency in CFR47 Pt 15 / IC RSS-Restricted Band
PK – Peak Detector

Radiated Emissions

Frequency (GHz)	Meter Reading (dBuV)	Det	3117_00168717	6GHz_HP[dB]	DC Corr (dB)	Corrected Reading (dBuV/m)	Avg Limit (dBuV/m)	Margin (dB)	Peak Limit (dBuV/m)	Margin (dB)	UNII Non-Restricted (dBuV/m)	Margin (dB)	Azimuth (Degs)	Height (cm)	Polarity
7.79503	38.25	PK-U	35.9	-26.6	0	47.55	-	-	-	-	68.2	-20.65	0	100	H
7.79447	38.88	PK-U	35.9	-26.6	0	48.18	-	-	-	-	68.2	-20.02	0	100	V
10.39746	44.86	PK-U	37.6	-21.6	0	60.86	-	-	-	-	68.2	-7.34	181	230	H
10.39108	42.02	PK-U	37.6	-21.7	0	57.92	-	-	-	-	68.2	-10.28	183	100	V
* 15.60398	35.71	PK-U	40.2	-21.3	0	54.61	-	-	74	-19.39	-	-	0	100	H
* 15.6026	35.45	PK-U	40.2	-21.3	0	54.35	-	-	74	-19.65	-	-	0	100	V

* - indicates frequency in CFR47 Pt 15 / IC RSS-Restricted Band
PK-U - U-NII: Maximum Peak

UL Korea, Ltd. Confidential
This report shall not be reproduced except in full, without the written approval of UL Korea, Ltd.

HIGH CHANNEL HORIZONTAL

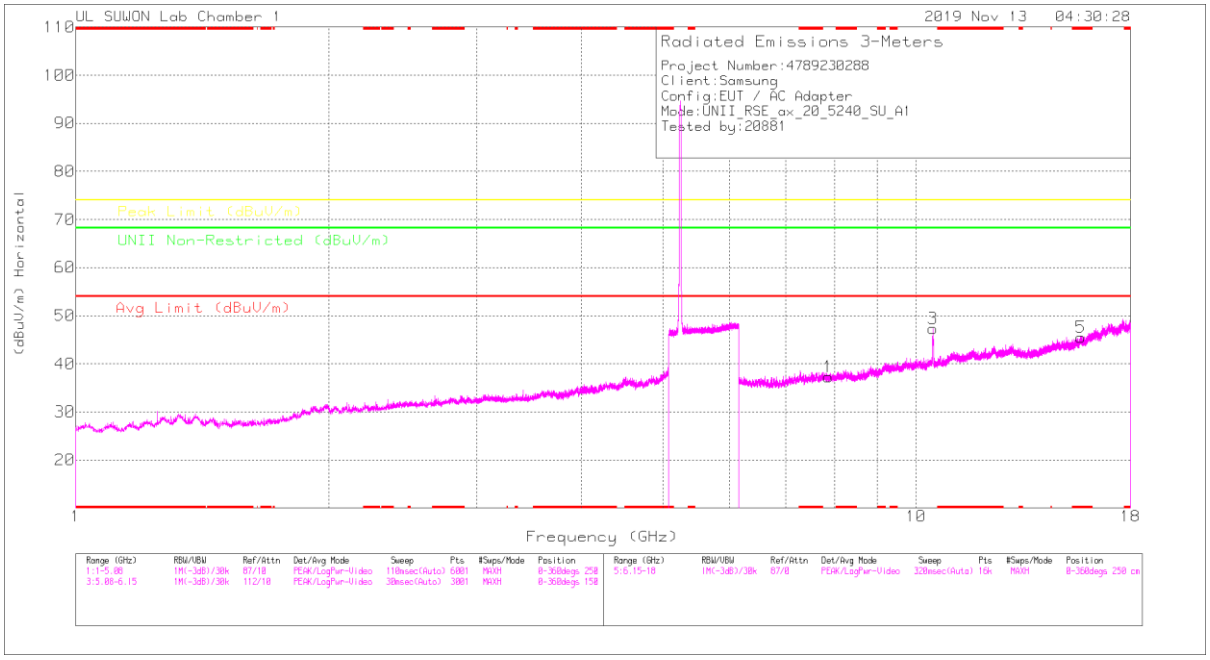

HIGH CHANNEL VERTICAL

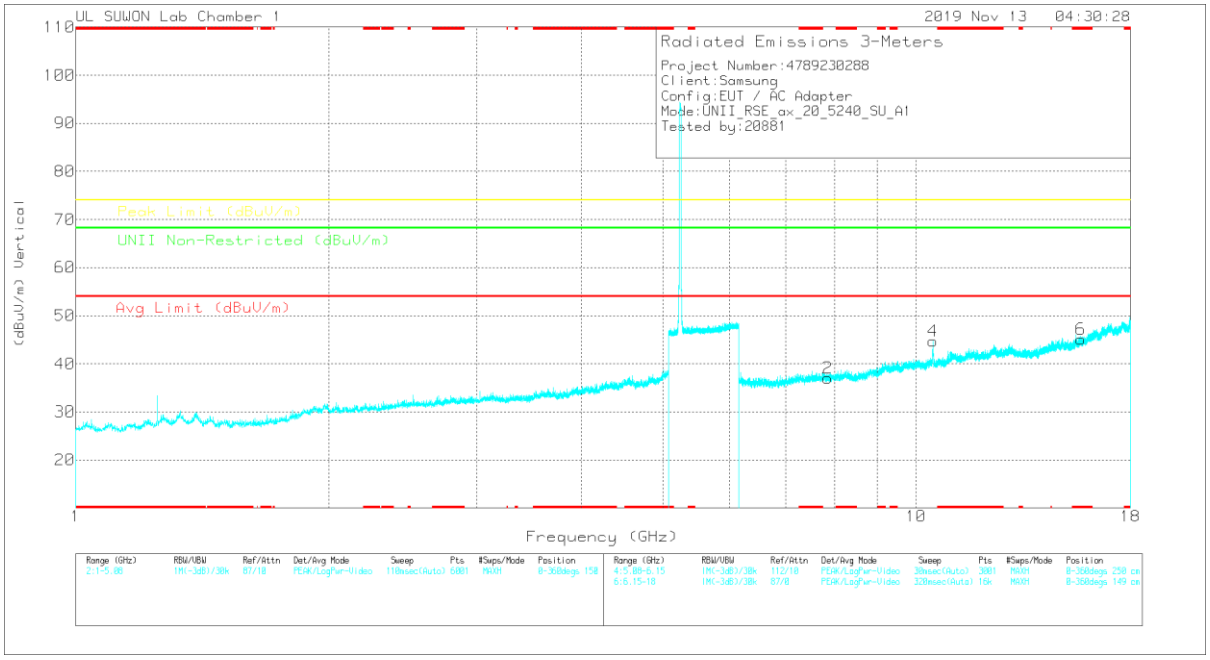

Note: Emission was scanned up to 40GHz; No emissions were detected above the noise floor which was at least 20dB below the specification limit.

UL Korea, Ltd. Confidential
This report shall not be reproduced except in full, without the written approval of UL Korea, Ltd.

HIGH CHANNEL DATA

Trace Markers

Marker	Frequency (GHz)	Meter Reading (dBuV)	Det	3117_00168717	6GHz_HP[dB]	DC Corr (dB)	Corrected Reading (dBuV/m)	Avg Limit (dBuV/m)	Margin (dB)	Peak Limit (dBuV/m)	Margin (dB)	UNII Non-Restricted (dBuV/m)	Margin (dB)	Azimuth (Degs)	Height (cm)	Polarity
1	7.8637	28.14	PK	35.9	-26.7	0	37.34	-	-	-	-	68.2	-30.86	0-360	250	H
3	10.47424	32	PK	37.7	-22.4	0	47.3	-	-	-	-	68.2	-20.9	0-360	250	H
5	* 15.7205	26.17	PK	40.4	-21.1	0	45.47	-	-	74	-28.53	-	-	0-360	150	H
2	7.85852	27.93	PK	35.9	-26.8	0	37.03	-	-	-	-	68.2	-31.17	0-360	149	V
4	10.48017	29.43	PK	37.7	-22.4	0	44.73	-	-	-	-	68.2	-23.47	0-360	250	V
6	* 15.72272	25.79	PK	40.4	-21.1	0	45.09	-	-	74	-28.91	-	-	0-360	250	V

* - indicates frequency in CFR47 Pt 15 / IC RSS-Restricted Band
PK – Peak Detector

Radiated Emissions

Frequency (GHz)	Meter Reading (dBuV)	Det	3117_00168717	6GHz_HP[dB]	DC Corr (dB)	Corrected Reading (dBuV/m)	Avg Limit (dBuV/m)	Margin (dB)	Peak Limit (dBuV/m)	Margin (dB)	UNII Non-Restricted (dBuV/m)	Margin (dB)	Azimuth (Degs)	Height (cm)	Polarity
7.86287	38.2	PK-U	35.9	-26.8	0	47.3	-	-	-	-	68.2	-20.9	0	100	H
7.86385	38.63	PK-U	35.9	-26.7	0	47.83	-	-	-	-	68.2	-20.37	0	100	V
10.48008	44.35	PK-U	37.7	-22.4	0	59.65	-	-	-	-	68.2	-8.55	181	225	H
10.46604	43.66	PK-U	37.7	-22.3	0	59.06	-	-	-	-	68.2	-9.14	200	304	V
* 15.72204	35.79	PK-U	40.4	-21	0	55.19	-	-	74	-18.81	-	-	0	100	H
* 15.72084	35.81	PK-U	40.4	-21.1	0	55.11	-	-	74	-18.89	-	-	0	100	V

* - indicates frequency in CFR47 Pt 15 / IC RSS-Restricted Band
PK-U - U-NII: Maximum Peak

UL Korea, Ltd. Confidential
This report shall not be reproduced except in full, without the written approval of UL Korea, Ltd.

HE20 SU mode (ANT_2)

LOW CHANNEL HORIZONTAL

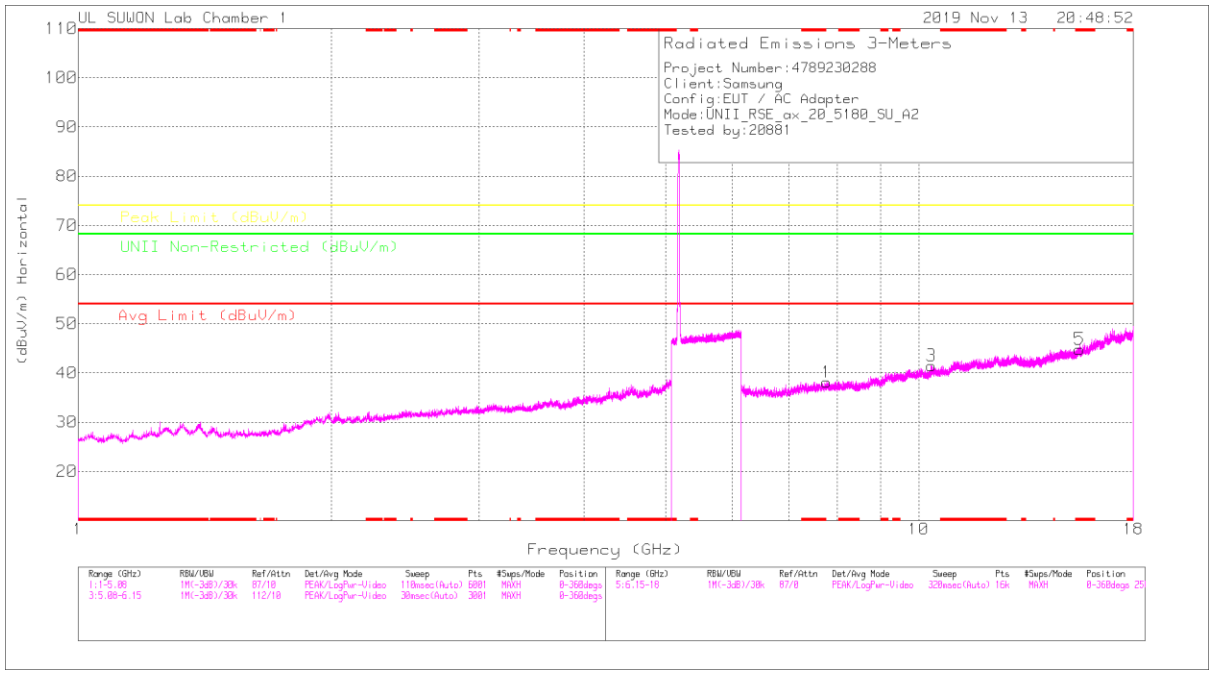

LOW CHANNEL VERTICAL

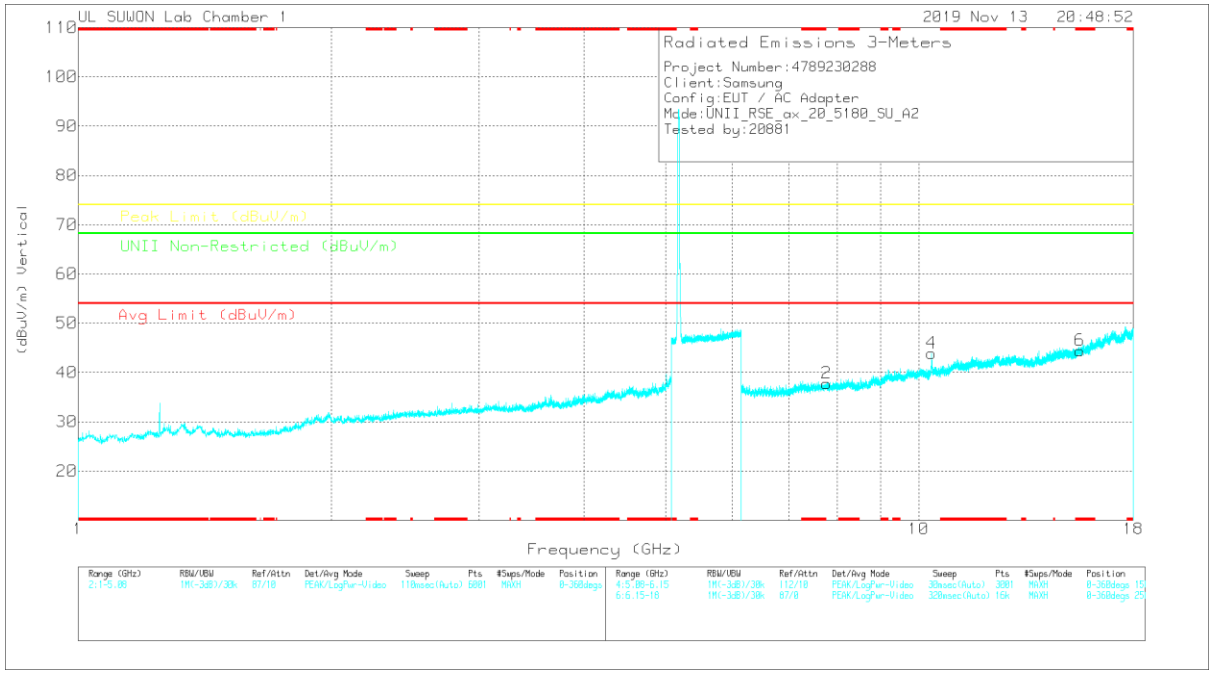

Note: Emission was scanned up to 40GHz; No emissions were detected above the noise floor which was at least 20dB below the specification limit.

UL Korea, Ltd. Confidential
This report shall not be reproduced except in full, without the written approval of UL Korea, Ltd.

LOW CHANNEL DATA

Trace Markers

Marker	Frequency (GHz)	Meter Reading (dBuV)	Det	3117_00168717	6GHz_HP[dB]	DC Corr (dB)	Corrected Reading (dBuV/m)	Avg Limit (dBuV/m)	Margin (dB)	Peak Limit (dBuV/m)	Margin (dB)	UNII Non-Restricted (dBuV/m)	Margin (dB)	Azimuth (Degs)	Height (cm)	Polarity
1	7.76446	28.8	PK	35.9	-26.6	0	38.1	-	-	-	-	68.2	-30.1	0-360	250	H
3	10.35575	26.15	PK	37.6	-22.3	0	41.45	-	-	-	-	68.2	-26.75	0-360	250	H
5	* 15.53536	25.62	PK	40.2	-21	0	44.82	-	-	74	-29.18	-	-	0-360	150	H
2	7.77187	28.59	Pk	35.9	-26.7	0	37.79	-	-	-	-	68.2	-30.41	0-360	150	V
4	10.36093	28.62	PK	37.6	-22.3	0	43.92	-	-	-	-	68.2	-24.28	0-360	150	V
6	* 15.5398	25.14	PK	40.2	-20.9	0	44.44	-	-	74	-29.56	-	-	0-360	250	V

* - indicates frequency in CFR47 Pt 15 / IC RSS-Restricted Band
PK – Peak Detector

Radiated Emissions

Frequency (GHz)	Meter Reading (dBuV)	Det	3117_00168717	6GHz_HP[dB]	DC Corr (dB)	Corrected Reading (dBuV/m)	Avg Limit (dBuV/m)	Margin (dB)	Peak Limit (dBuV/m)	Margin (dB)	UNII Non-Restricted (dBuV/m)	Margin (dB)	Azimuth (Degs)	Height (cm)	Polarity
7.76403	38.85	PK-U	35.9	-26.5	0	48.25	-	-	-	-	68.2	-19.95	0	100	H
7.76286	38.32	PK-U	35.9	-26.5	0	47.72	-	-	-	-	68.2	-20.48	0	100	V
10.35852	37.16	PK-U	37.6	-22.3	0	52.46	-	-	-	-	68.2	-15.74	163	101	H
10.35964	43.59	PK-U	37.6	-22.3	0	58.89	-	-	-	-	68.2	-9.31	167	245	V
* 15.54153	36.01	PK-U	40.2	-20.9	0	55.31	-	-	74	-18.69	-	-	0	100	H
* 15.53894	35.71	PK-U	40.2	-20.9	0	55.01	-	-	74	-18.99	-	-	0	100	V

* - indicates frequency in CFR47 Pt 15 / IC RSS-Restricted Band
PK-U - U-NII: Maximum Peak

UL Korea, Ltd. Confidential
This report shall not be reproduced except in full, without the written approval of UL Korea, Ltd.

MID CHANNEL HORIZONTAL

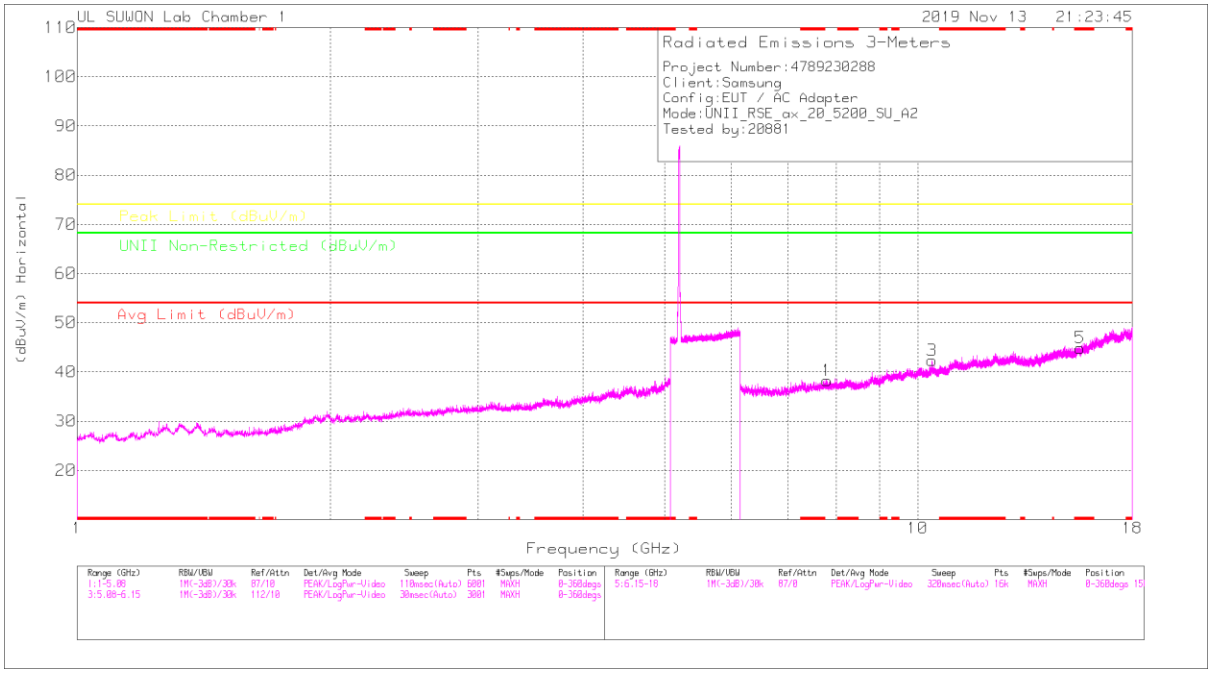

MID CHANNEL VERTICAL

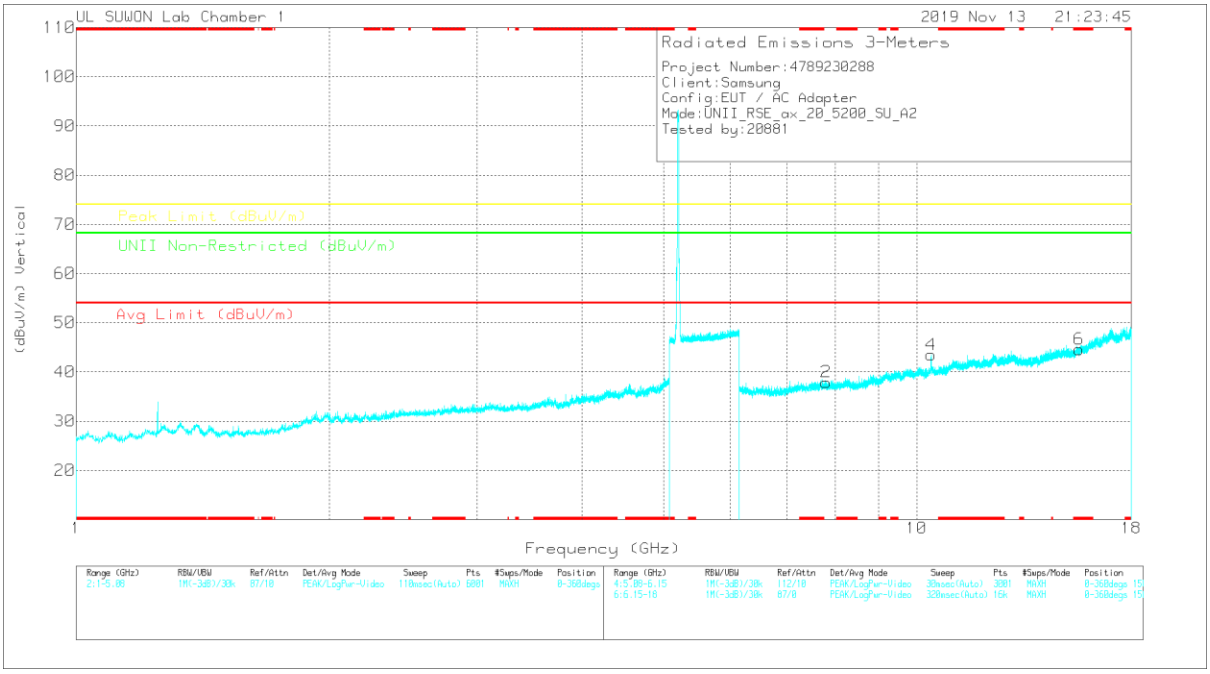

Note: Emission was scanned up to 40GHz; No emissions were detected above the noise floor which was at least 20dB below the specification limit.

UL Korea, Ltd. Confidential
This report shall not be reproduced except in full, without the written approval of UL Korea, Ltd.

MID CHANNEL DATA

Trace Markers

Marker	Frequency (GHz)	Meter Reading (dBuV)	Det	3117_00168717	6GHz_HP[dB]	DC Corr (dB)	Corrected Reading (dBuV/m)	Avg Limit (dBuV/m)	Margin (dB)	Peak Limit (dBuV/m)	Margin (dB)	UNII Non-Restricted (dBuV/m)	Margin (dB)	Azimuth (Degs)	Height (cm)	Polarity
1	7.80149	28.94	PK	35.9	-26.6	0	38.24	-	-	-	-	68.2	-29.96	0-360	250	H
3	10.39944	26.33	Pk	37.6	-21.6	0	42.33	-	-	-	-	68.2	-25.87	0-360	250	H
5	* 15.59609	26.14	PK	40.2	-21.5	0	44.84	-	-	74	-29.16	-	-	0-360	250	H
2	7.80297	28.62	PK	35.9	-26.6	0	37.92	-	-	-	-	68.2	-30.28	0-360	150	V
4	10.40092	27.47	PK	37.6	-21.6	0	43.47	-	-	-	-	68.2	-24.73	0-360	250	V
6	* 15.59683	25.8	PK	40.2	-21.4	0	44.6	-	-	74	-29.4	-	-	0-360	250	V

* - indicates frequency in CFR47 Pt 15 / IC RSS-Restricted Band
PK – Peak Detector

Radiated Emissions

Frequency (GHz)	Meter Reading (dBuV)	Det	3117_00168717	6GHz_HP[dB]	DC Corr (dB)	Corrected Reading (dBuV/m)	Avg Limit (dBuV/m)	Margin (dB)	Peak Limit (dBuV/m)	Margin (dB)	UNII Non-Restricted (dBuV/m)	Margin (dB)	Azimuth (Degs)	Height (cm)	Polarity
7.80142	38.55	PK-U	35.9	-26.6	0	47.85	-	-	-	-	68.2	-20.35	0	100	H
7.80137	38.33	PK-U	35.9	-26.6	0	47.63	-	-	-	-	68.2	-20.57	0	100	V
10.39139	37.94	PK-U	37.6	-21.7	0	53.84	-	-	-	-	68.2	-14.36	166	103	H
10.39874	43.24	PK-U	37.6	-21.6	0	59.24	-	-	-	-	68.2	-8.96	163	278	V
* 15.59484	36.3	PK-U	40.2	-21.5	0	55	-	-	74	-19	-	-	0	100	H
* 15.61119	35.77	PK-U	40.2	-21.2	0	54.77	-	-	74	-19.23	-	-	0	100	V

* - indicates frequency in CFR47 Pt 15 / IC RSS-Restricted Band
PK-U - U-NII: Maximum Peak

UL Korea, Ltd. Suwon Laboratory FORM ID: FCC_15E(03)
218 Maeyeong-ro, Yeongtong-gu, Suwon-si, Gyeonggi-do, 16675 Korea TEL: (031) 337-9902,FAX: (031) 213-5433
UL Korea, Ltd. Confidential
This report shall not be reproduced except in full, without the written approval of UL Korea, Ltd.

HIGH CHANNEL HORIZONTAL

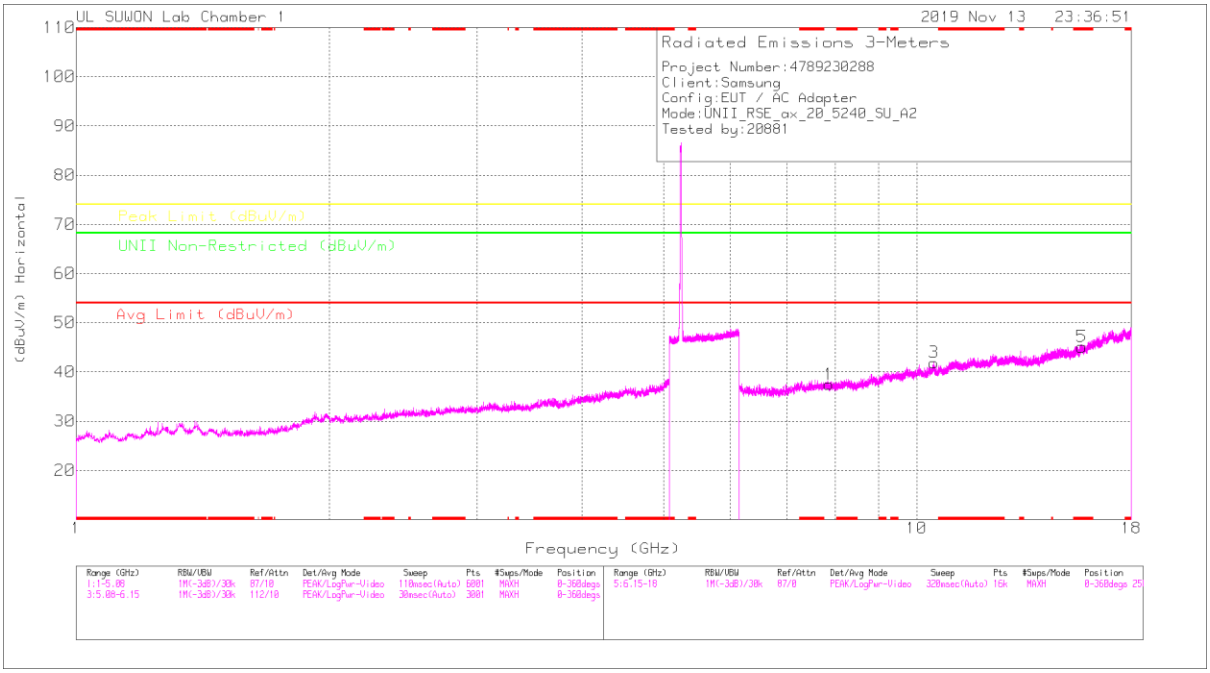

HIGH CHANNEL VERTICAL

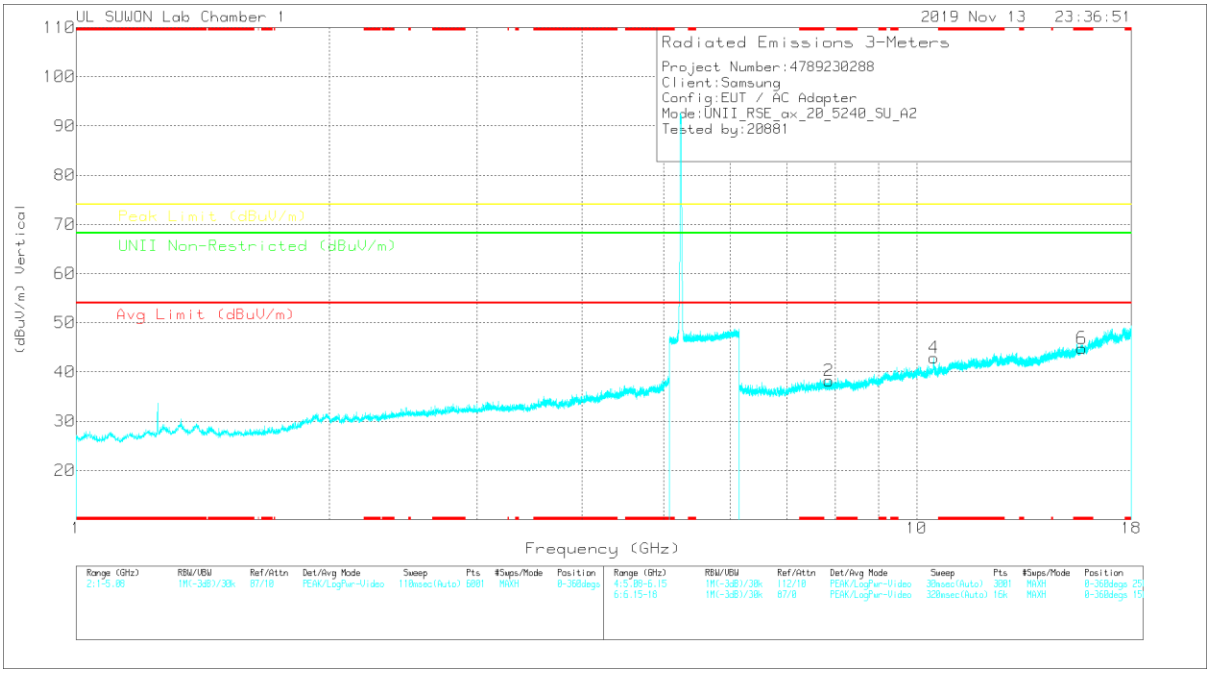

Note: Emission was scanned up to 40GHz; No emissions were detected above the noise floor which was at least 20dB below the specification limit.

UL Korea, Ltd. Confidential
This report shall not be reproduced except in full, without the written approval of UL Korea, Ltd.

HIGH CHANNEL DATA

Trace Markers

Marker	Frequency (GHz)	Meter Reading (dBuV)	Det	3117_00168717	6GHz_HP[dB]	DC Corr (dB)	Corrected Reading (dBuV/m)	Avg Limit (dBuV/m)	Margin (dB)	Peak Limit (dBuV/m)	Margin (dB)	UNII Non-Restricted (dBuV/m)	Margin (dB)	Azimuth (Degs)	Height (cm)	Polarity
1	7.86074	28.38	PK	35.9	-26.8	0	37.48	-	-	-	-	68.2	-30.72	0-360	150	H
3	10.47646	26.58	PK	37.7	-22.4	0	41.88	-	-	-	-	68.2	-26.32	0-360	250	H
5	* 15.71902	25.91	PK	40.4	-21.2	0	45.11	-	-	74	-28.89	-	-	0-360	250	H
2	7.86074	29.11	PK	35.9	-26.8	0	38.21	-	-	-	-	68.2	-29.99	0-360	150	V
4	10.47646	27.57	PK	37.7	-22.4	0	42.87	-	-	-	-	68.2	-25.33	0-360	250	V
6	* 15.72124	25.48	PK	40.4	-21.1	0	44.78	-	-	74	-29.22	-	-	0-360	150	V

* - indicates frequency in CFR47 Pt 15 / IC RSS-Restricted Band
PK – Peak Detector

Radiated Emissions

Frequency (GHz)	Meter Reading (dBuV)	Det	3117_00168717	6GHz_HP[dB]	DC Corr (dB)	Corrected Reading (dBuV/m)	Avg Limit (dBuV/m)	Margin (dB)	Peak Limit (dBuV/m)	Margin (dB)	UNII Non-Restricted (dBuV/m)	Margin (dB)	Azimuth (Degs)	Height (cm)	Polarity
7.86054	38.62	PK-U	35.9	-26.8	0	47.72	-	-	-	-	68.2	-20.48	0	100	H
7.86046	39.75	PK-U	35.9	-26.8	0	48.85	-	-	-	-	68.2	-19.35	0	100	V
10.48273	40.98	PK-U	37.7	-22.4	0	56.28	-	-	-	-	68.2	-11.92	179	220	H
10.47952	43.26	PK-U	37.7	-22.4	0	58.56	-	-	-	-	68.2	-9.64	164	223	V
* 15.72162	36.34	PK-U	40.4	-21.1	0	55.64	-	-	74	-18.36	-	-	0	100	H
* 15.72063	36.06	PK-U	40.4	-21.1	0	55.36	-	-	74	-18.64	-	-	0	100	V

* - indicates frequency in CFR47 Pt 15 / IC RSS-Restricted Band
PK-U - U-NII: Maximum Peak

UL Korea, Ltd. Confidential
This report shall not be reproduced except in full, without the written approval of UL Korea, Ltd.

HE40 SU mode (ANT_1)

LOW CHANNEL HORIZONTAL

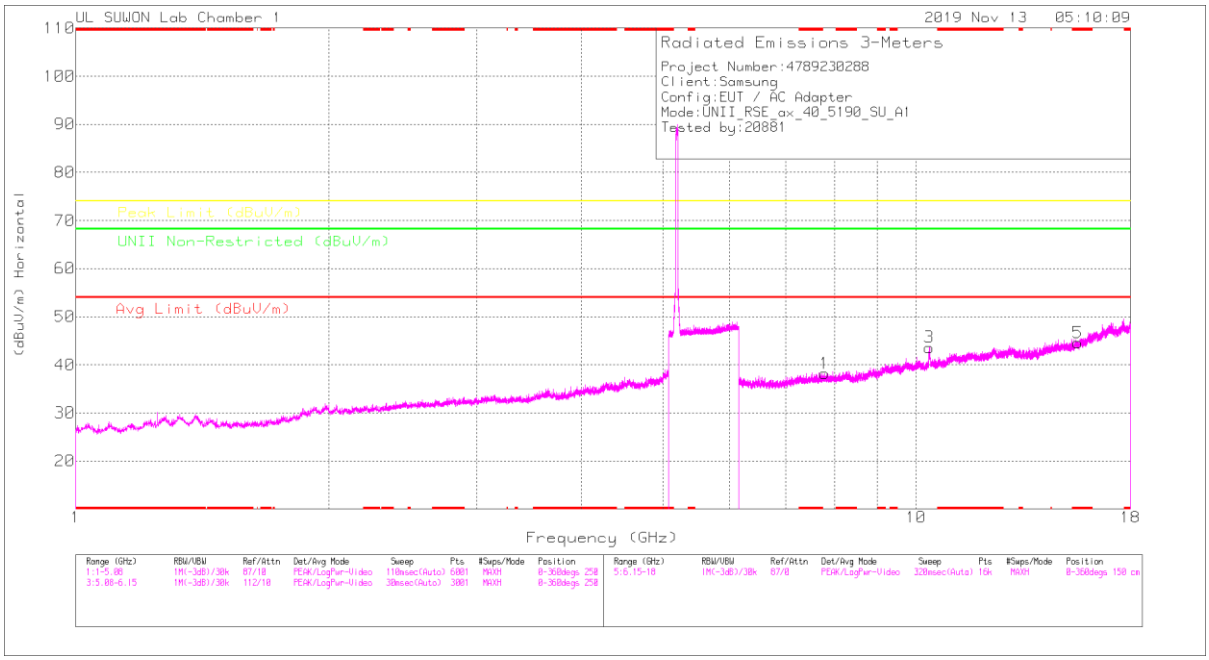

LOW CHANNEL VERTICAL

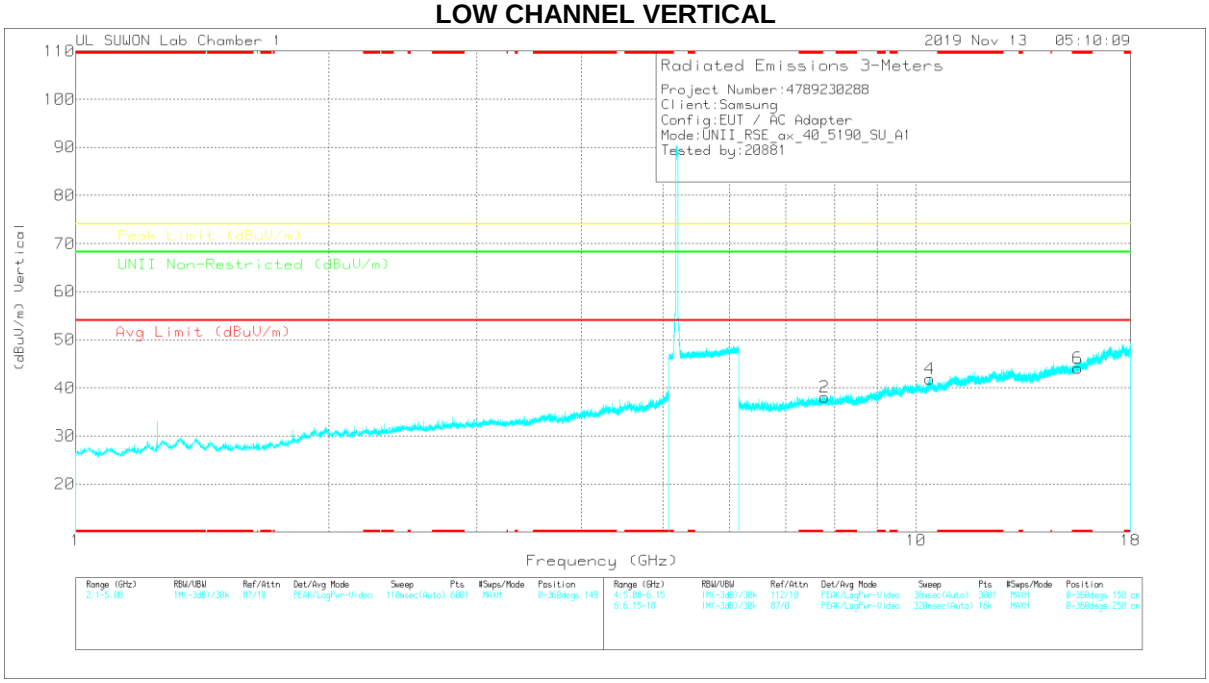

Note: Emission was scanned up to 40GHz; No emissions were detected above the noise floor which was at least 20dB below the specification limit.

UL Korea, Ltd. Confidential
This report shall not be reproduced except in full, without the written approval of UL Korea, Ltd.

LOW CHANNEL DATA

Trace Markers

Marker	Frequency (GHz)	Meter Reading (dBuV)	Det	3117_00168717	6GHz_HP[dB]	DC Corr (dB)	Corrected Reading (dBuV/m)	Avg Limit (dBuV/m)	Margin (dB)	Peak Limit (dBuV/m)	Margin (dB)	UNII Non-Restricted (dBuV/m)	Margin (dB)	Azimuth (Degs)	Height (cm)	Polarity
1	7.78742	28.96	PK	35.9	-26.6	0	38.26	-	-	-	-	68.2	-29.94	0-360	250	H
3	10.37871	27.92	PK	37.6	-21.9	0	43.62	-	-	-	-	68.2	-24.58	0-360	150	H
5	* 15.57239	25.56	PK	40.2	-21.2	0	44.56	-	-	74	-29.44	-	-	0-360	250	H
2	7.78446	28.63	PK	35.9	-26.5	0	38.03	-	-	-	-	68.2	-30.17	0-360	250	V
4	10.38019	26.07	PK	37.6	-21.8	0	41.87	-	-	-	-	68.2	-26.33	0-360	250	V
6	* 15.56942	25.02	PK	40.2	-21.2	0	44.02	-	-	74	-29.98	-	-	0-360	250	V

* - indicates frequency in CFR47 Pt 15 / IC RSS-Restricted Band
PK – Peak Detector

Radiated Emissions

Frequency (GHz)	Meter Reading (dBuV)	Det	3117_00168717	6GHz_HP[dB]	DC Corr (dB)	Corrected Reading (dBuV/m)	Avg Limit (dBuV/m)	Margin (dB)	Peak Limit (dBuV/m)	Margin (dB)	UNII Non-Restricted (dBuV/m)	Margin (dB)	Azimuth (Degs)	Height (cm)	Polarity
7.78579	39.05	PK-U	35.9	-26.6	0	48.35	-	-	-	-	68.2	-19.85	0	100	H
7.78676	39	PK-U	35.9	-26.6	0	48.3	-	-	-	-	68.2	-19.9	0	100	V
10.38503	37.89	PK-U	37.6	-21.9	0	53.59	-	-	-	-	68.2	-14.61	163	103	H
10.38087	38.96	PK-U	37.6	-21.9	0	54.66	-	-	-	-	68.2	-13.54	183	100	V
* 15.57371	35.65	PK-U	40.2	-21.2	0	54.65	-	-	74	-19.35	-	-	0	100	H
* 15.57324	35.92	PK-U	40.2	-21.2	0	54.92	-	-	74	-19.08	-	-	0	100	V

* - indicates frequency in CFR47 Pt 15 / IC RSS-Restricted Band
PK-U - U-NII: Maximum Peak

UL Korea, Ltd. Suwon Laboratory FORM ID: FCC_15E(03)
218 Maeyeong-ro, Yeongtong-gu, Suwon-si, Gyeonggi-do, 16675 Korea TEL: (031) 337-9902,FAX: (031) 213-5433
UL Korea, Ltd. Confidential
This report shall not be reproduced except in full, without the written approval of UL Korea, Ltd.