HIGH CHANNEL HORIZONTAL

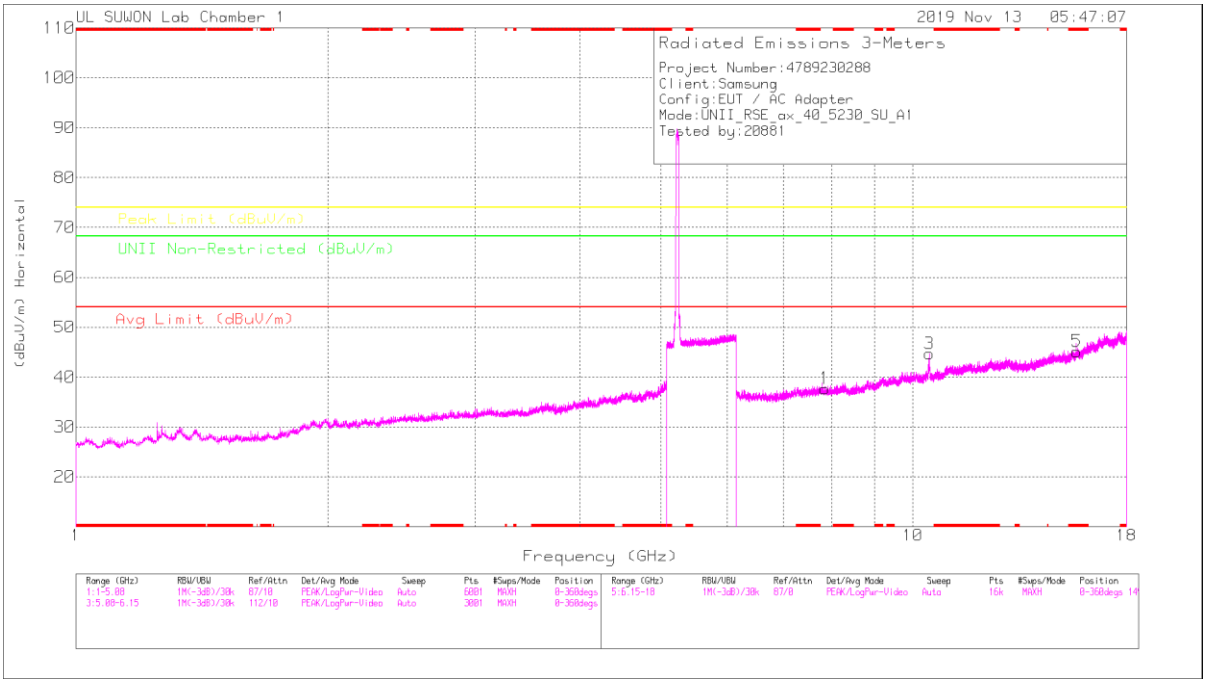

HIGH CHANNEL VERTICAL

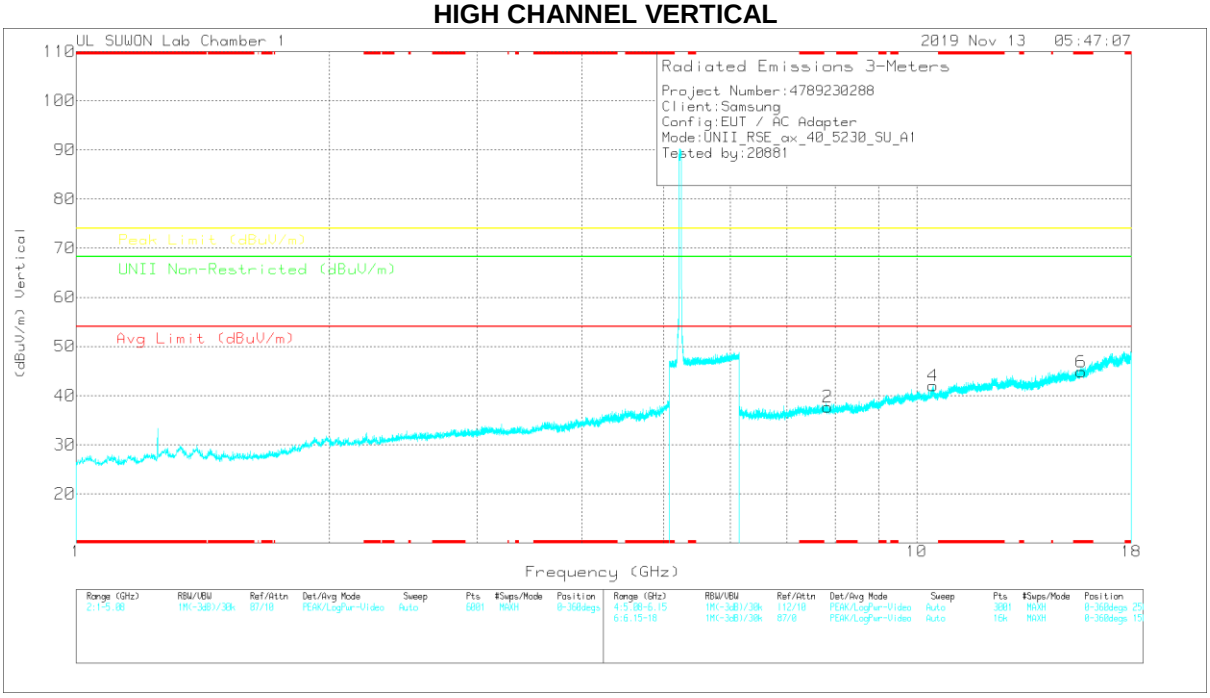

Note: Emission was scanned up to 40GHz; No emissions were detected above the noise floor which was at least 20dB below the specification limit.

UL Korea, Ltd. Confidential
This report shall not be reproduced except in full, without the written approval of UL Korea, Ltd.

HIGH CHANNEL DATA

Trace Markers

Marker	Frequency (GHz)	Meter Reading (dBuV)	Det	3117_00168717	6GHz_HP[dB]	DC Corr (dB)	Corrected Reading (dBuV/m)	Avg Limit (dBuV/m)	Margin (dB)	Peak Limit (dBuV/m)	Margin (dB)	UNII Non-Restricted (dBuV/m)	Margin (dB)	Azimuth (Degs)	Height (cm)	Polarity
1	7.84148	28.38	PK	35.9	-26.6	0	37.68	-	-	-	-	68.2	-30.52	0-360	250	H
3	10.45647	29.1	PK	37.7	-22.1	0	44.7	-	-	-	-	68.2	-23.5	0-360	250	H
5	* 15.68644	26.03	PK	40.4	-21.3	0	45.13	-	-	74	-28.87	-	-	0-360	250	H
2	7.84074	28.48	PK	35.9	-26.7	0	37.68	-	-	-	-	68.2	-30.52	0-360	150	V
4	10.45499	26.39	PK	37.7	-22.1	0	41.99	-	-	-	-	68.2	-26.21	0-360	250	V
6	* 15.6931	25.81	PK	40.4	-21.4	0	44.81	-	-	74	-29.19	-	-	0-360	150	V

* - indicates frequency in CFR47 Pt 15 / IC RSS-Restricted Band
PK – Peak Detector

Radiated Emissions

Frequency (GHz)	Meter Reading (dBuV)	Det	3117_00168717	6GHz_HP[dB]	DC Corr (dB)	Corrected Reading (dBuV/m)	Avg Limit (dBuV/m)	Margin (dB)	Peak Limit (dBuV/m)	Margin (dB)	UNII Non-Restricted (dBuV/m)	Margin (dB)	Azimuth (Degs)	Height (cm)	Polarity
7.84144	39.17	PK-U	35.9	-26.6	0	48.47	-	-	-	-	68.2	-19.73	0	100	H
7.83977	38.75	PK-U	35.9	-26.7	0	47.95	-	-	-	-	68.2	-20.25	0	100	V
10.45657	38.04	PK-U	37.7	-22.1	0	53.64	-	-	-	-	68.2	-14.56	164	104	H
10.45161	39.21	PK-U	37.7	-22.1	0	54.81	-	-	-	-	68.2	-13.39	202	305	V
* 15.68599	35.91	PK-U	40.4	-21.3	0	55.01	-	-	74	-18.99	-	-	360	100	H
* 15.68813	35.81	PK-U	40.4	-21.3	0	54.91	-	-	74	-19.09	-	-	360	100	V

* - indicates frequency in CFR47 Pt 15 / IC RSS-Restricted Band
PK-U - U-NII: Maximum Peak

UL Korea, Ltd. Suwon Laboratory FORM ID: FCC_15E(03)
218 Maeyeong-ro, Yeongtong-gu, Suwon-si, Gyeonggi-do, 16675 Korea TEL: (031) 337-9902,FAX: (031) 213-5433
UL Korea, Ltd. Confidential
This report shall not be reproduced except in full, without the written approval of UL Korea, Ltd.

HE40 SU mode (ANT_2)

LOW CHANNEL HORIZONTAL

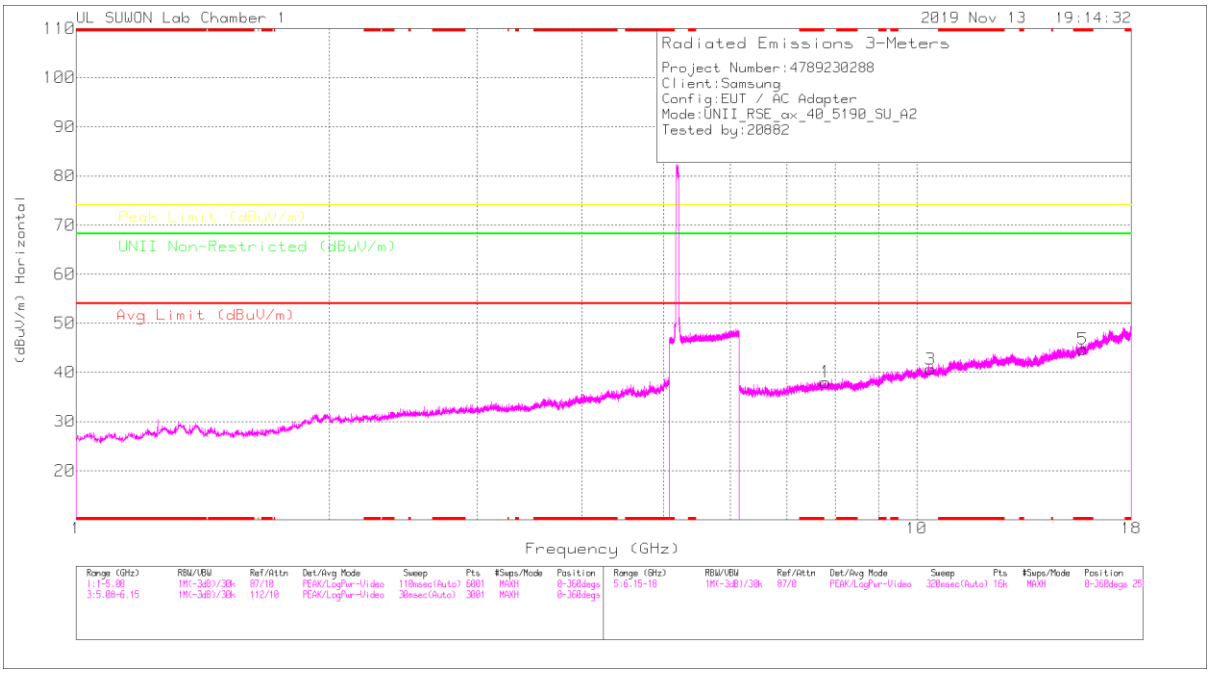

LOW CHANNEL VERTICAL

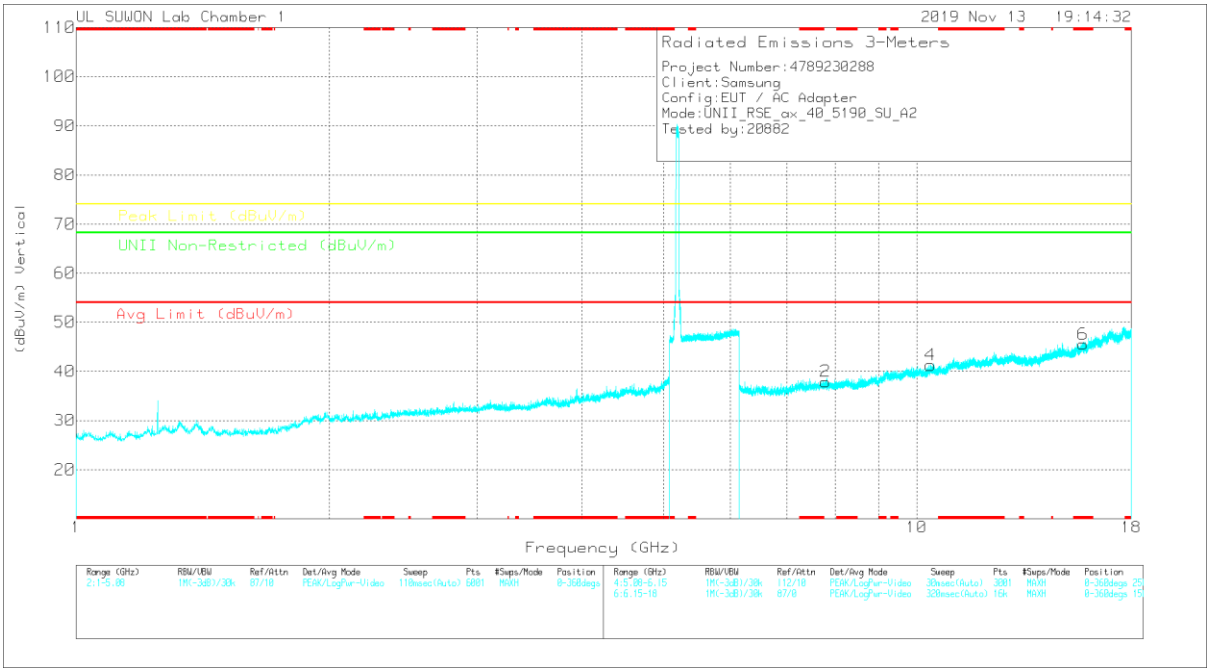

Note: Emission was scanned up to 40GHz; No emissions were detected above the noise floor which was at least 20dB below the specification limit.

UL Korea, Ltd. Confidential
This report shall not be reproduced except in full, without the written approval of UL Korea, Ltd.

LOW CHANNEL DATA

Trace Markers

Marker	Frequency (GHz)	Meter Reading (dBuV)	Det	3117_00168717	6GHz_HP[dB]	DC Corr (dB)	Corrected Reading (dBuV/m)	Avg Limit (dBuV/m)	Margin (dB)	Peak Limit (dBuV/m)	Margin (dB)	UNII Non-Restricted (dBuV/m)	Margin (dB)	Azimuth (Degs)	Height (cm)	Polarity
1	7.7889	28.7	PK	35.9	-26.6	0	38	-	-	-	-	68.2	-30.2	0-360	250	H
3	10.38167	24.95	PK	37.6	-21.9	0	40.65	-	-	-	-	68.2	-27.55	0-360	150	H
5	* 15.7679	25.41	PK	40.5	-21.2	0	44.71	-	-	74	-29.29	-	-	0-360	250	H
2	7.78964	28.63	PK	35.9	-26.6	0	37.93	-	-	-	-	68.2	-30.27	0-360	250	V
4	10.38389	25.57	PK	37.6	-21.9	0	41.27	-	-	-	-	68.2	-26.93	0-360	250	V
6	* 15.77308	26.23	PK	40.5	-21.2	0	45.53	-	-	74	-28.47	-	-	0-360	150	V

* - indicates frequency in CFR47 Pt 15 / IC RSS-Restricted Band
PK – Peak Detector

Radiated Emissions

Frequency (GHz)	Meter Reading (dBuV)	Det	3117_00168717	6GHz_HP[dB]	DC Corr (dB)	Corrected Reading (dBuV/m)	Avg Limit (dBuV/m)	Margin (dB)	Peak Limit (dBuV/m)	Margin (dB)	UNII Non-Restricted (dBuV/m)	Margin (dB)	Azimuth (Degs)	Height (cm)	Polarity
7.78865	38.63	PK-U	35.9	-26.6	0	47.93	-	-	-	-	68.2	-20.27	0	100	H
7.78736	38.65	PK-U	35.9	-26.6	0	47.95	-	-	-	-	68.2	-20.25	0	100	V
10.38199	34.91	PK-U	37.6	-21.9	0	50.61	-	-	-	-	68.2	-17.59	0	100	H
10.38197	35.3	PK-U	37.6	-21.9	0	51	-	-	-	-	68.2	-17.2	0	100	V
* 15.76949	35.72	PK-U	40.5	-21.2	0	55.02	-	-	74	-18.98	-	-	0	100	H
* 15.76901	35.64	PK-U	40.5	-21.2	0	54.94	-	-	74	-19.06	-	-	0	100	V

* - indicates frequency in CFR47 Pt 15 / IC RSS-Restricted Band
PK-U - U-NII: Maximum Peak

UL Korea, Ltd. Suwon Laboratory FORM ID: FCC_15E(03)
218 Maeyeong-ro, Yeongtong-gu, Suwon-si, Gyeonggi-do, 16675 Korea TEL: (031) 337-9902,FAX: (031) 213-5433
UL Korea, Ltd. Confidential
This report shall not be reproduced except in full, without the written approval of UL Korea, Ltd.

HIGH CHANNEL VERTICAL

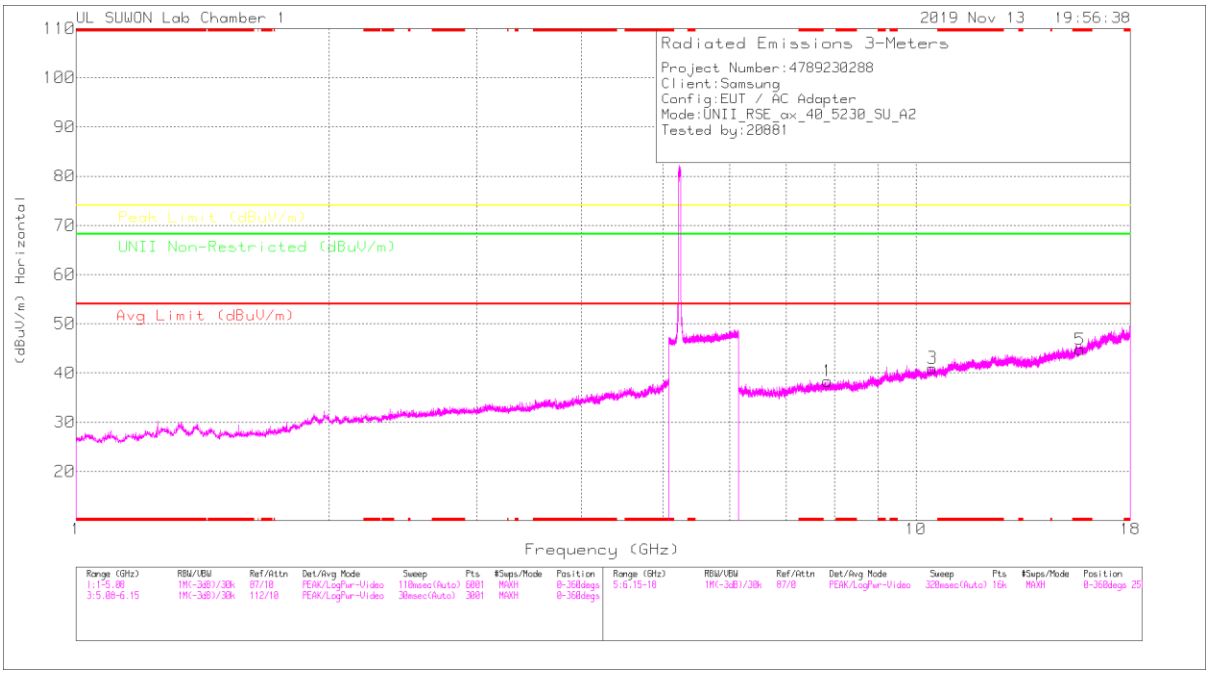

HIGH CHANNEL VERTICAL

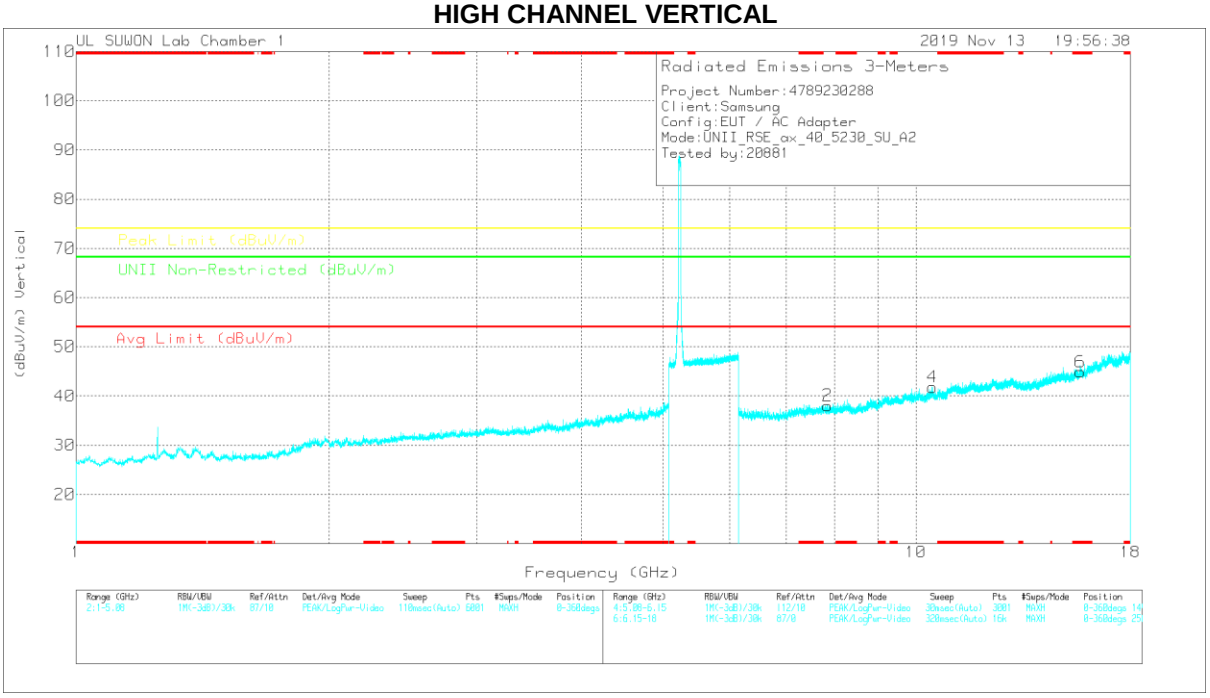

Note: Emission was scanned up to 40GHz; No emissions were detected above the noise floor which was at least 20dB below the specification limit.

UL Korea, Ltd. Confidential
This report shall not be reproduced except in full, without the written approval of UL Korea, Ltd.

HIGH CHANNEL DATA

Trace Markers

Marker	Frequency (GHz)	Meter Reading (dBuV)	Det	3117_00168717	6GHz_HP[dB]	DC Corr (dB)	Corrected Reading (dBuV/m)	Avg Limit (dBuV/m)	Margin (dB)	Peak Limit (dBuV/m)	Margin (dB)	UNII Non-Restricted (dBuV/m)	Margin (dB)	Azimuth (Degs)	Height (cm)	Polarity
1	7.85185	29.14	PK	35.9	-26.7	0	38.34	-	-	-	-	68.2	-29.86	0-360	250	H
3	10.45721	25.37	PK	37.7	-22.1	0	40.97	-	-	-	-	68.2	-27.23	0-360	250	H
5	* 15.68866	25.67	PK	40.4	-21.3	0	44.77	-	-	74	-29.23	-	-	0-360	149	H
2	7.85111	28.84	PK	35.9	-26.7	0	38.04	-	-	-	-	68.2	-30.16	0-360	150	V
4	10.46017	26.17	PK	37.7	-22.1	0	41.77	-	-	-	-	68.2	-26.43	0-360	250	V
6	* 15.69384	25.88	PK	40.4	-21.4	0	44.88	-	-	74	-29.12	-	-	0-360	150	V

* - indicates frequency in CFR47 Pt 15 / IC RSS-Restricted Band

PK – Peak Detector

Radiated Emissions

Frequency (GHz)	Meter Reading (dBuV)	Det	3117_00168717	6GHz_HP[dB]	DC Corr (dB)	Corrected Reading (dBuV/m)	Avg Limit (dBuV/m)	Margin (dB)	Peak Limit (dBuV/m)	Margin (dB)	UNII Non-Restricted (dBuV/m)	Margin (dB)	Azimuth (Degs)	Height (cm)	Polarity
7.8515	39.21	PK-U	35.9	-26.7	0	48.41	-	-	-	-	68.2	-19.79	0	100	H
7.84989	38.78	PK-U	35.9	-26.7	0	47.98	-	-	-	-	68.2	-20.22	0	100	V
10.45572	35.14	PK-U	37.7	-22.1	0	50.74	-	-	-	-	68.2	-17.46	0	100	H
10.4555	35.91	PK-U	37.7	-22.1	0	51.51	-	-	-	-	68.2	-16.69	0	100	V
* 15.68737	35.54	PK-U	40.4	-21.2	0	54.74	-	-	74	-19.26	-	-	0	100	H
* 15.6893	36.09	PK-U	40.4	-21.3	0	55.19	-	-	74	-18.81	-	-	0	100	V

* - indicates frequency in CFR47 Pt 15 / IC RSS-Restricted Band

PK-U - U-NII: Maximum Peak

UL Korea, Ltd. Suwon Laboratory FORM ID: FCC_15E(03)
218 Maeyeong-ro, Yeongtong-gu, Suwon-si, Gyeonggi-do, 16675 Korea TEL: (031) 337-9902,FAX: (031) 213-5433

UL Korea, Ltd. Confidential
This report shall not be reproduced except in full, without the written approval of UL Korea, Ltd.

HE80 SU mode (ANT_1)

MID CHANNEL HORIZONTAL

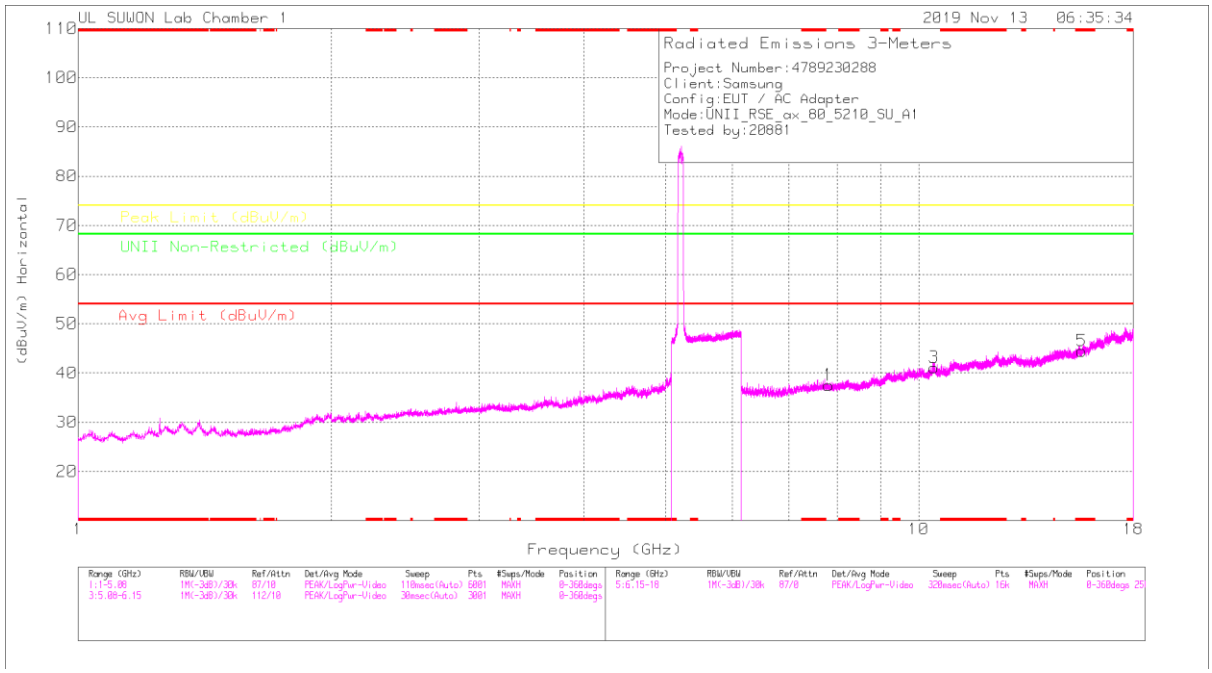

MID CHANNEL VERTICAL

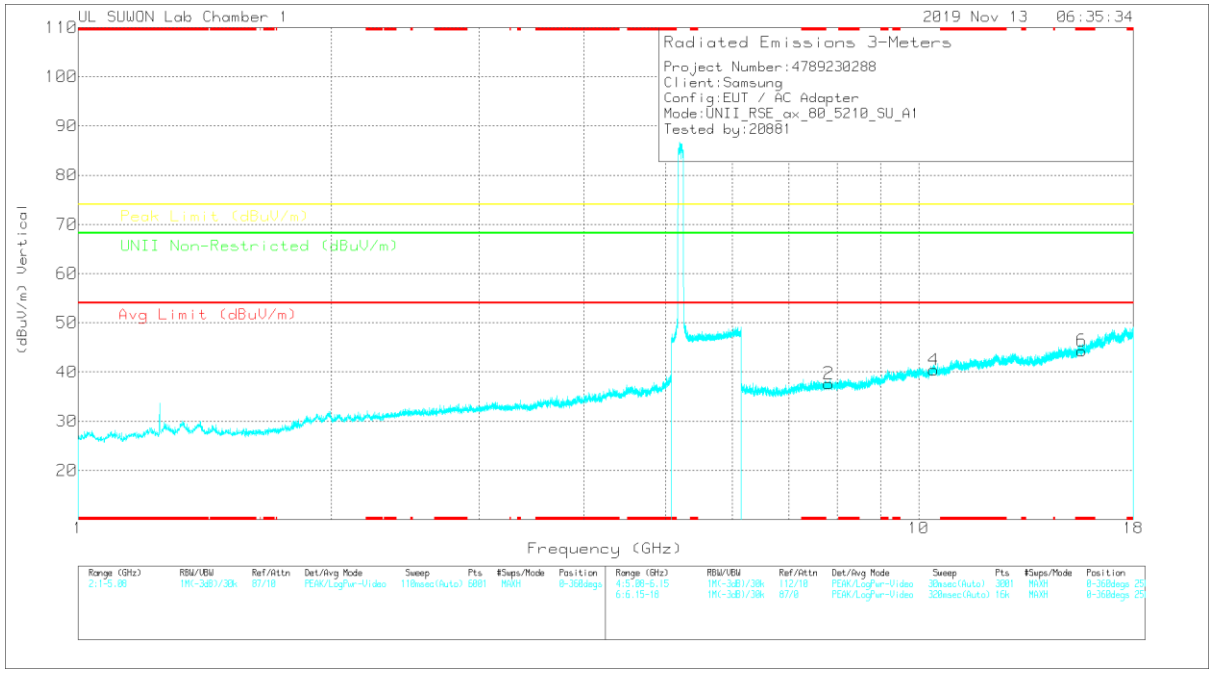

Note: Emission was scanned up to 40GHz; No emissions were detected above the noise floor which was at least 20dB below the specification limit.

UL Korea, Ltd. Confidential
This report shall not be reproduced except in full, without the written approval of UL Korea, Ltd.

MID CHANNEL DATA

Trace Markers

Marker	Frequency (GHz)	Meter Reading (dBuV)	Det	3117_00168717	6GHz_HP[dB]	DC Corr (dB)	Corrected Reading (dBuV/m)	Avg Limit (dBuV/m)	Margin (dB)	Peak Limit (dBuV/m)	Margin (dB)	UNII Non-Restricted (dBuV/m)	Margin (dB)	Azimuth (Degs)	Height (cm)	Polarity
1	7.81408	28.11	PK	35.9	-26.5	0	37.51	-	-	-	-	68.2	-30.69	0-360	250	H
3	10.42314	25.41	PK	37.6	-21.9	0	41.11	-	-	-	-	68.2	-27.09	0-360	250	H
5	* 15.63163	25.57	PK	40.3	-21.4	0	44.47	-	-	74	-29.53	-	-	0-360	149	H
2	7.81408	28.24	PK	35.9	-26.5	0	37.64	-	-	-	-	68.2	-30.56	0-360	149	V
4	10.4187	24.59	PK	37.6	-21.8	0	40.39	-	-	-	-	68.2	-27.81	0-360	149	V
6	* 15.63015	25.4	PK	40.3	-21.4	0	44.3	-	-	74	-29.7	-	-	0-360	250	V

* - indicates frequency in CFR47 Pt 15 / IC RSS-Restricted Band
PK – Peak Detector

Radiated Emissions

Frequency (GHz)	Meter Reading (dBuV)	Det	3117_00168717	6GHz_HP[dB]	DC Corr (dB)	Corrected Reading (dBuV/m)	Avg Limit (dBuV/m)	Margin (dB)	Peak Limit (dBuV/m)	Margin (dB)	UNII Non-Restricted (dBuV/m)	Margin (dB)	Azimuth (Degs)	Height (cm)	Polarity
7.81463	38.51	PK-U	35.9	-26.5	0	47.91	-	-	-	-	68.2	-20.29	360	100	H
7.81278	38.32	PK-U	35.9	-26.5	0	47.72	-	-	-	-	68.2	-20.48	360	100	V
10.42175	35.31	PK-U	37.6	-21.9	0	51.01	-	-	-	-	68.2	-17.19	360	100	H
10.42158	34.93	PK-U	37.6	-21.9	0	50.63	-	-	-	-	68.2	-17.57	360	100	V
* 15.63034	36.24	PK-U	40.3	-21.4	0	55.14	-	-	74	-18.86	-	-	360	100	H
* 15.63178	35.61	PK-U	40.3	-21.4	0	54.51	-	-	74	-19.49	-	-	360	100	V

* - indicates frequency in CFR47 Pt 15 / IC RSS-Restricted Band
PK-U - U-NII: Maximum Peak

UL Korea, Ltd. Suwon Laboratory FORM ID: FCC_15E(03)
218 Maeyeong-ro, Yeongtong-gu, Suwon-si, Gyeonggi-do, 16675 Korea TEL: (031) 337-9902,FAX: (031) 213-5433
UL Korea, Ltd. Confidential
This report shall not be reproduced except in full, without the written approval of UL Korea, Ltd.

HE80 SU mode (ANT_2)

MID CHANNEL HORIZONTAL

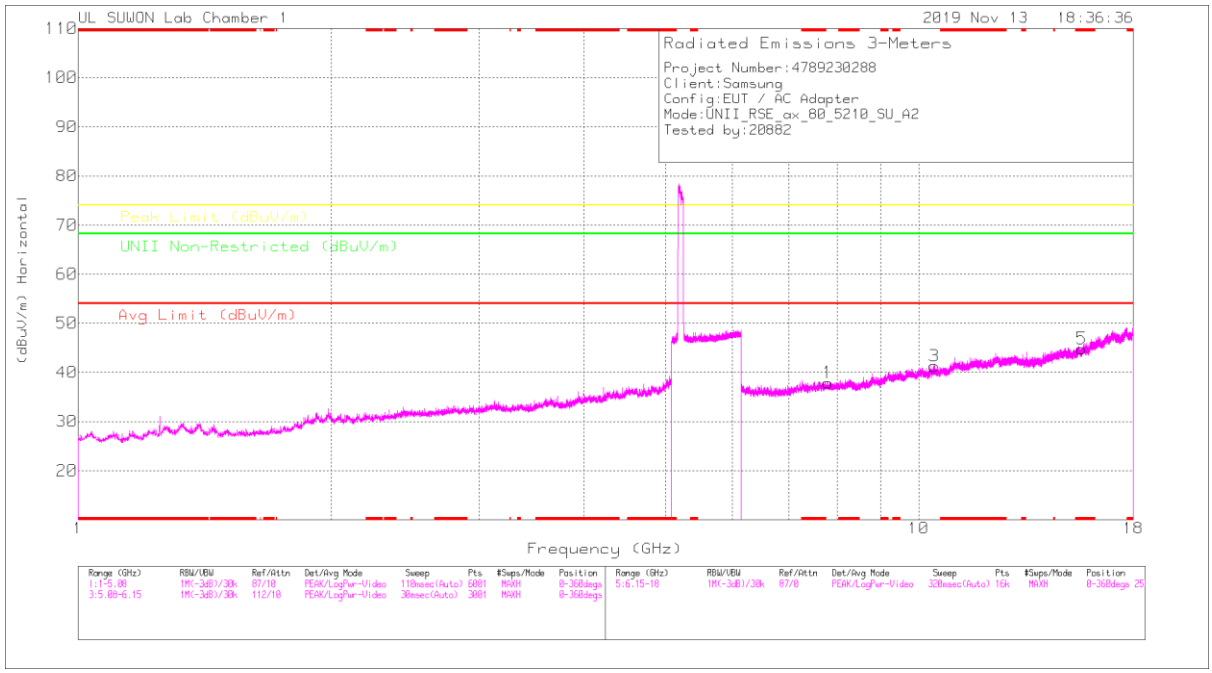

MID CHANNEL VERTICAL

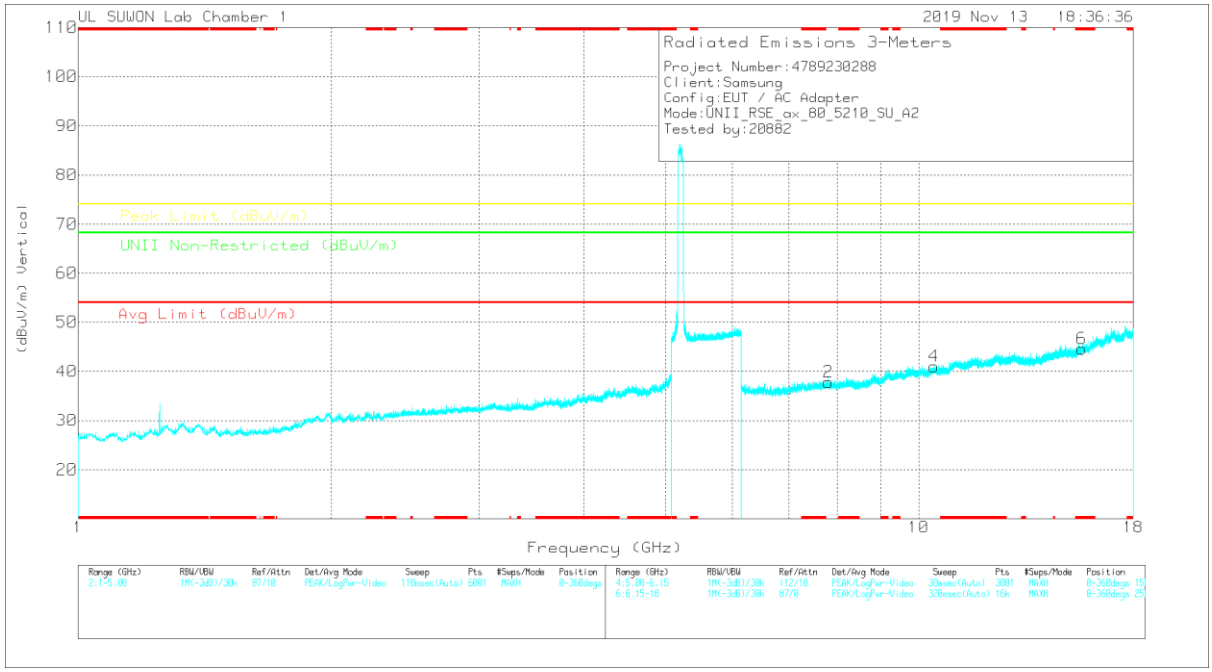

Note: Emission was scanned up to 40GHz; No emissions were detected above the noise floor which was at least 20dB below the specification limit.

UL Korea, Ltd. Confidential
This report shall not be reproduced except in full, without the written approval of UL Korea, Ltd.

MID CHANNEL DATA

Trace Markers

Marker	Frequency (GHz)	Meter Reading (dBuV)	Det	3117_00168717	6GHz_HP[dB]	DC Corr (dB)	Corrected Reading (dBuV/m)	Avg Limit (dBuV/m)	Margin (dB)	Peak Limit (dBuV/m)	Margin (dB)	UNII Non-Restricted (dBuV/m)	Margin (dB)	Azimuth (Degs)	Height (cm)	Polarity
1	7.79779	28.58	PK	35.9	-26.6	0	37.88	-	-	-	-	68.2	-30.32	0-360	150	H
3	10.43499	25.58	PK	37.7	-22	0	41.28	-	-	-	-	68.2	-26.92	0-360	250	H
5	* 15.62719	25.91	PK	40.3	-21.4	0	44.81	-	-	74	-29.19	-	-	0-360	250	H
2	7.81112	28.41	PK	35.9	-26.5	0	37.81	-	-	-	-	68.2	-30.39	0-360	150	V
4	10.42388	25.31	PK	37.6	-21.9	0	41.01	-	-	-	-	68.2	-27.19	0-360	250	V
6	* 15.62052	25.59	PK	40.3	-21.3	0	44.59	-	-	74	-29.41	-	-	0-360	250	V

* - indicates frequency in CFR47 Pt 15 / IC RSS-Restricted Band
PK – Peak Detector

Radiated Emissions

Frequency (GHz)	Meter Reading (dBuV)	Det	3117_00168717	6GHz_HP[dB]	DC Corr (dB)	Corrected Reading (dBuV/m)	Avg Limit (dBuV/m)	Margin (dB)	Peak Limit (dBuV/m)	Margin (dB)	UNII Non-Restricted (dBuV/m)	Margin (dB)	Azimuth (Degs)	Height (cm)	Polarity
7.79959	38.58	PK-U	35.9	-26.6	0	47.88	-	-	-	-	68.2	-20.32	0	100	H
7.79605	38.54	PK-U	35.9	-26.6	0	47.84	-	-	-	-	68.2	-20.36	0	100	V
10.43513	34.93	PK-U	37.7	-22	0	50.63	-	-	-	-	68.2	-17.57	0	100	H
10.43672	35.18	PK-U	37.7	-22	0	50.88	-	-	-	-	68.2	-17.32	0	100	V
* 15.62845	35.75	PK-U	40.3	-21.4	0	54.65	-	-	74	-19.35	-	-	0	100	H
* 15.62818	35.52	PK-U	40.3	-21.4	0	54.42	-	-	74	-19.58	-	-	0	100	V

* - indicates frequency in CFR47 Pt 15 / IC RSS-Restricted Band
PK-U - U-NII: Maximum Peak

UL Korea, Ltd. Suwon Laboratory FORM ID: FCC_15E(03)
218 Maeyeong-ro, Yeongtong-gu, Suwon-si, Gyeonggi-do, 16675 Korea TEL: (031) 337-9902,FAX: (031) 213-5433
UL Korea, Ltd. Confidential
This report shall not be reproduced except in full, without the written approval of UL Korea, Ltd.

HE20 RU mode (ANT_1 / 26T / Low: 4 Mid: 4, High: 4)

LOW CHANNEL HORIZONTAL

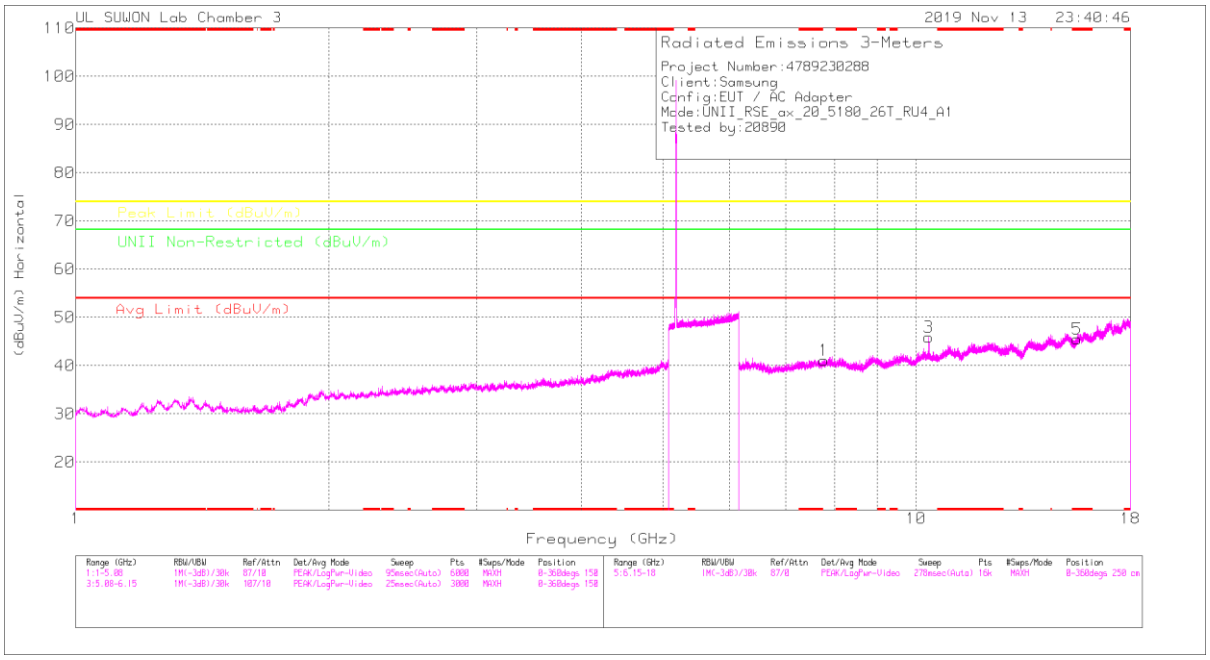

LOW CHANNEL VERTICAL

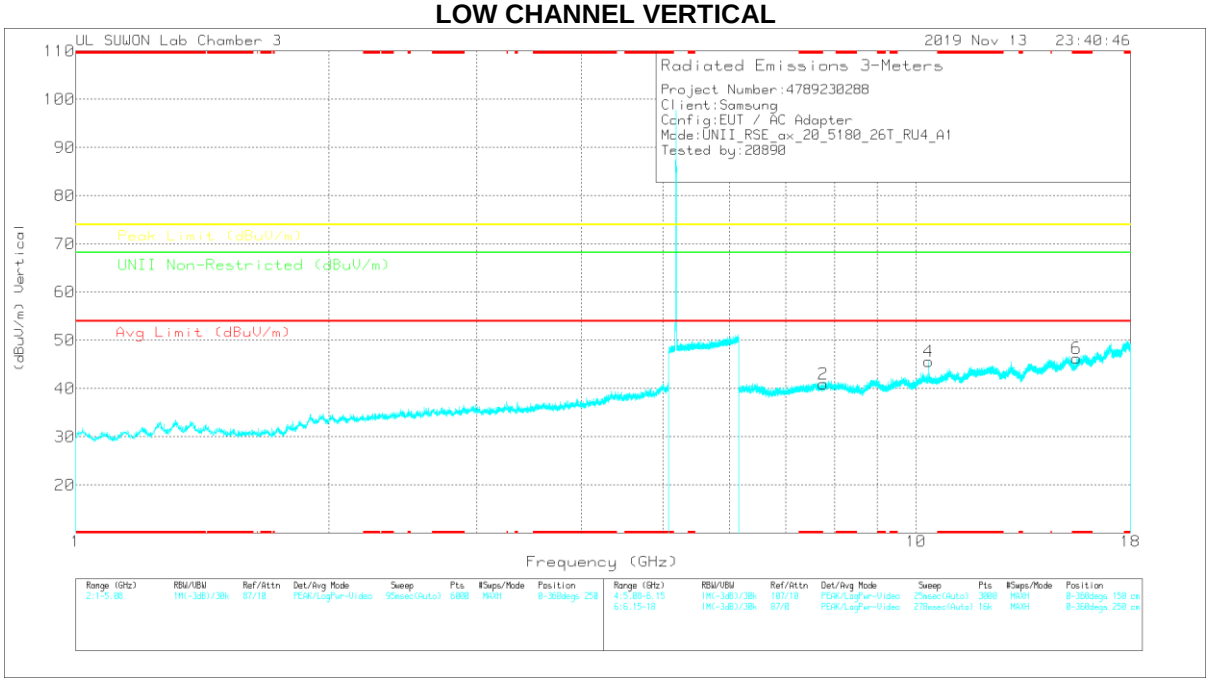

Note: Emission was scanned up to 40GHz; No emissions were detected above the noise floor which was at least 20dB below the specification limit.

UL Korea, Ltd. Confidential
This report shall not be reproduced except in full, without the written approval of UL Korea, Ltd.

LOW CHANNEL DATA

Trace Markers

Marker	Frequency (GHz)	Meter Reading (dBuV)	Det	3117_00205959	6GHz_HP[dB]	DC Corr (dB)	Corrected Reading (dBuV/m)	Avg Limit (dBuV/m)	Margin (dB)	Peak Limit (dBuV/m)	Margin (dB)	UNII Non-Restricted (dBuV/m)	Margin (dB)	Azimuth (Degs)	Height (cm)	Polarity
1	7.76763	27.84	PK	35.9	-22.7	0	41.04	-	-	-	-	68.2	-27.16	0-360	250	H
3	10.35997	27.2	PK	37.6	-18.9	0	45.9	-	-	-	-	68.2	-22.3	0-360	250	H
5	* 15.54245	24.88	PK	40.2	-19.6	0	45.48	-	-	74	-28.52	-	-	0-360	250	H
2	7.76244	27.81	PK	35.9	-22.7	0	41.01	-	-	-	-	68.2	-27.19	0-360	150	V
4	10.35997	26.98	PK	37.6	-18.9	0	45.68	-	-	-	-	68.2	-22.52	0-360	250	V
6	* 15.53726	25.65	PK	40.2	-19.6	0	46.25	-	-	74	-27.75	-	-	0-360	250	V

* - indicates frequency in CFR47 Pt 15 / IC RSS-Restricted Band
PK – Peak Detector

Radiated Emissions

Frequency (GHz)	Meter Reading (dBuV)	Det	3117_00205959	6GHz_HP[dB]	DC Corr (dB)	Corrected Reading (dBuV/m)	Avg Limit (dBuV/m)	Margin (dB)	Peak Limit (dBuV/m)	Margin (dB)	UNII Non-Restricted (dBuV/m)	Margin (dB)	Azimuth (Degs)	Height (cm)	Polarity
7.76742	34.42	PK-U	35.9	-22.7	0	47.62	-	-	-	-	68.2	-20.58	0	100	H
7.76739	34.72	PK-U	35.9	-22.7	0	47.92	-	-	-	-	68.2	-20.28	0	100	V
10.36021	42.38	PK-U	37.6	-18.9	0	61.08	-	-	-	-	68.2	-7.12	175	252	H
10.35959	44.21	PK-U	37.6	-18.9	0	62.91	-	-	-	-	68.2	-5.29	203	400	V
* 15.54045	32.79	PK-U	40.2	-19.6	0	53.39	-	-	74	-20.61	-	-	360	100	H
* 15.54281	32.51	PK-U	40.2	-19.6	0	53.11	-	-	74	-20.89	-	-	360	100	V

* - indicates frequency in CFR47 Pt 15 / IC RSS-Restricted Band
PK-U - U-NII: Maximum Peak

UL Korea, Ltd. Suwon Laboratory FORM ID: FCC_15E(03)
218 Maeyeong-ro, Yeongtong-gu, Suwon-si, Gyeonggi-do, 16675 Korea TEL: (031) 337-9902,FAX: (031) 213-5433
UL Korea, Ltd. Confidential
This report shall not be reproduced except in full, without the written approval of UL Korea, Ltd.

MID CHANNEL HORIZONTAL

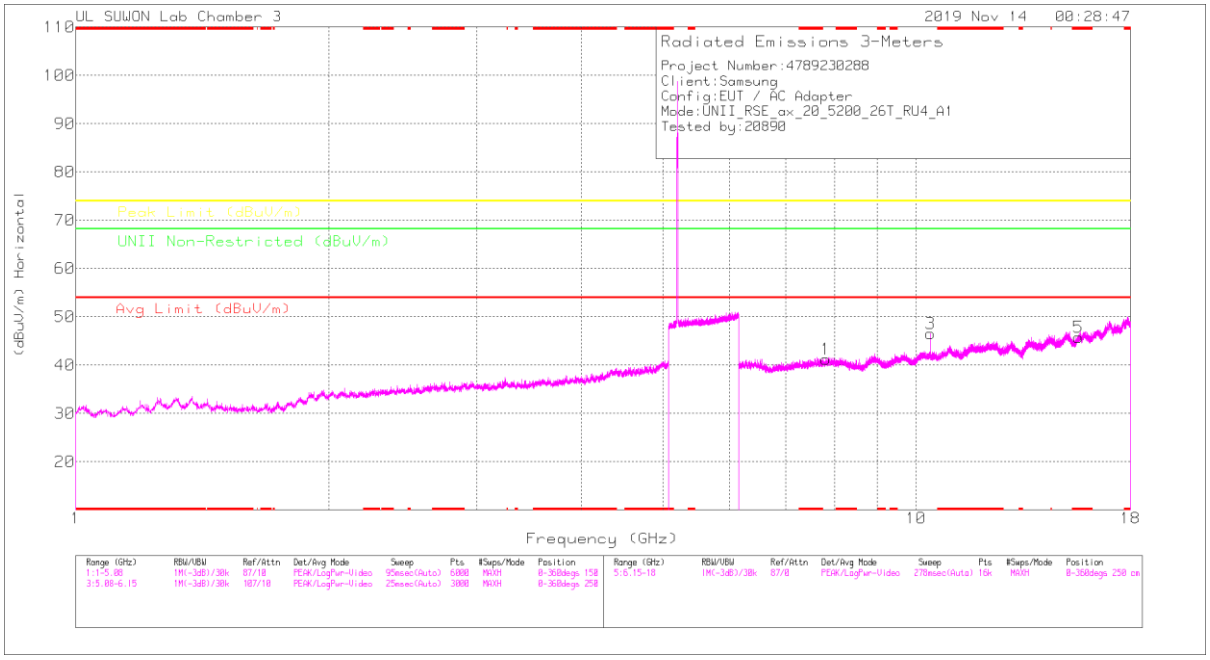

MID CHANNEL VERTICAL

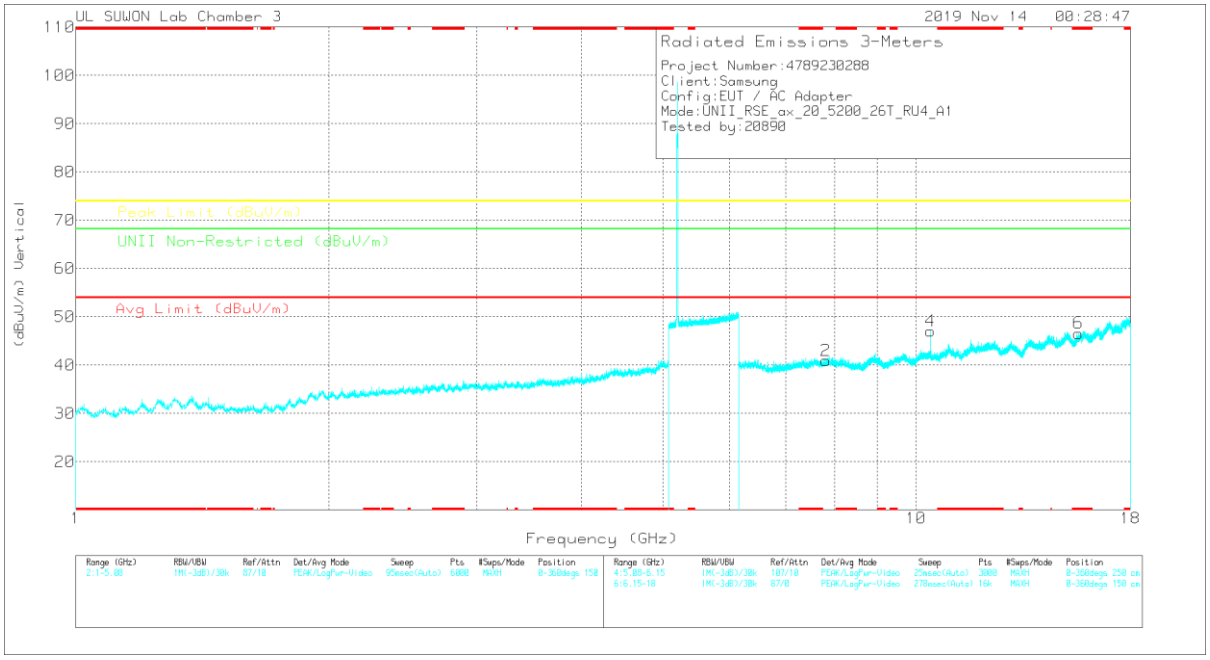

Note: Emission was scanned up to 40GHz; No emissions were detected above the noise floor which was at least 20dB below the specification limit.

UL Korea, Ltd. Confidential
This report shall not be reproduced except in full, without the written approval of UL Korea, Ltd.

MID CHANNEL DATA

Trace Markers

Marker	Frequency (GHz)	Meter Reading (dBuV)	Det	3117_00205959	6GHz_HP[dB]	DC Corr (dB)	Corrected Reading (dBuV/m)	Avg Limit (dBuV/m)	Margin (dB)	Peak Limit (dBuV/m)	Margin (dB)	UNII Non-Restricted (dBuV/m)	Margin (dB)	Azimuth (Degs)	Height (cm)	Polarity
1	7.80836	27.64	PK	35.9	-22.3	0	41.24	-	-	-	-	68.2	-26.96	0-360	250	H
3	10.3996	27.98	PK	37.6	-19	0	46.58	-	-	-	-	68.2	-21.62	0-360	250	H
5	* 15.59948	24.93	PK	40.2	-19.4	0	45.73	-	-	74	-28.27	-	-	0-360	250	H
2	7.80836	27.34	PK	35.9	-22.3	0	40.94	-	-	-	-	68.2	-27.26	0-360	150	V
4	10.39997	28.52	PK	37.6	-19	0	47.12	-	-	-	-	68.2	-21.08	0-360	250	V
6	* 15.60096	25.71	PK	40.2	-19.3	0	46.61	-	-	74	-27.39	-	-	0-360	250	V

* - indicates frequency in CFR47 Pt 15 / IC RSS-Restricted Band
PK – Peak Detector

Radiated Emissions

Frequency (GHz)	Meter Reading (dBuV)	Det	3117_00205959	6GHz_HP[dB]	DC Corr (dB)	Corrected Reading (dBuV/m)	Avg Limit (dBuV/m)	Margin (dB)	Peak Limit (dBuV/m)	Margin (dB)	UNII Non-Restricted (dBuV/m)	Margin (dB)	Azimuth (Degs)	Height (cm)	Polarity
7.80826	35.04	PK-U	35.9	-22.3	0	48.64	-	-	-	-	68.2	-19.56	360	100	H
7.8086	33.94	PK-U	35.9	-22.3	0	47.54	-	-	-	-	68.2	-20.66	360	100	V
10.40144	42.56	PK-U	37.6	-19	0	61.16	-	-	-	-	68.2	-7.04	138	234	H
10.40056	43.89	PK-U	37.6	-19.1	0	62.39	-	-	-	-	68.2	-5.81	167	279	V
* 15.59748	32.85	PK-U	40.2	-19.4	0	53.65	-	-	74	-20.35	-	-	0	100	H
* 15.59928	33.38	PK-U	40.2	-19.4	0	54.18	-	-	74	-19.82	-	-	0	100	V

* - indicates frequency in CFR47 Pt 15 / IC RSS-Restricted Band
PK-U - U-NII: Maximum Peak
ADR - U-NII AD primary method, RMS average

UL Korea, Ltd. Confidential
This report shall not be reproduced except in full, without the written approval of UL Korea, Ltd.

HIGH CHANNEL HORIZONTAL

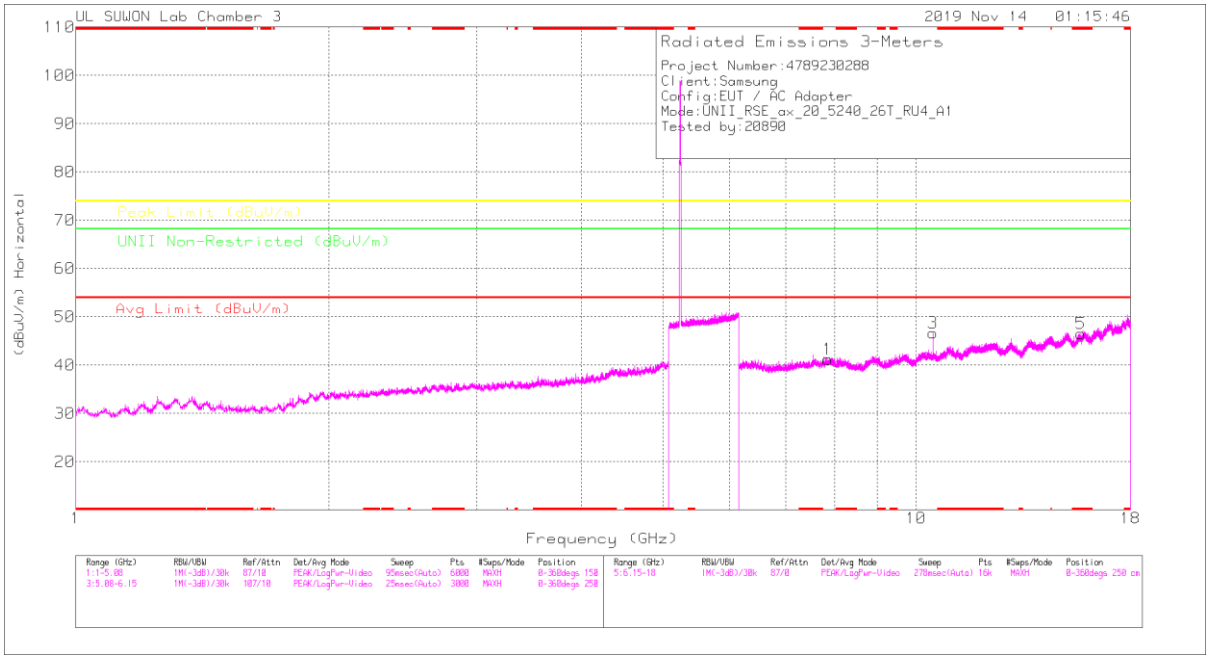

HIGH CHANNEL VERTICAL

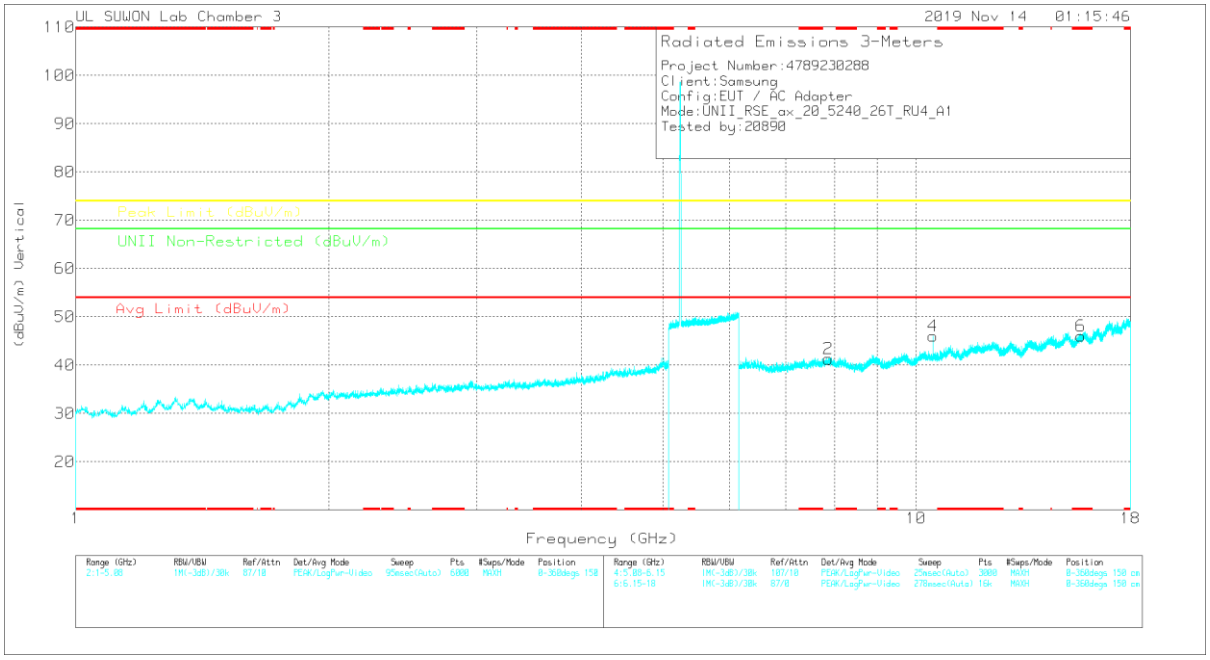

Note: Emission was scanned up to 40GHz; No emissions were detected above the noise floor which was at least 20dB below the specification limit.

UL Korea, Ltd. Confidential
This report shall not be reproduced except in full, without the written approval of UL Korea, Ltd.

HIGH CHANNEL DATA

Trace Markers

Marker	Frequency (GHz)	Meter Reading (dBuV)	Det	3117_00205959	6GHz_HP[dB]	DC Corr (dB)	Corrected Reading (dBuV/m)	Avg Limit (dBuV/m)	Margin (dB)	Peak Limit (dBuV/m)	Margin (dB)	UNII Non-Restricted (dBuV/m)	Margin (dB)	Azimuth (Degs)	Height (cm)	Polarity
1	7.85651	27.39	PK	35.9	-22.1	0	41.19	-	-	-	-	68.2	-27.01	0-360	150	H
3	10.47996	28.06	PK	37.7	-19.1	0	46.66	-	-	-	-	68.2	-21.54	0-360	250	H
5	* 15.71503	25.35	PK	40.4	-19.2	0	46.55	-	-	74	-27.45	-	-	0-360	250	H
2	7.86169	27.39	Pk	35.9	-22	0	41.29	-	-	-	-	68.2	-26.91	0-360	150	V
4	10.47996	27.38	PK	37.7	-19.1	0	45.98	-	-	-	-	68.2	-22.22	0-360	250	V
6	* 15.71799	24.82	PK	40.4	-19.2	0	46.02	-	-	74	-27.98	-	-	0-360	250	V

* - indicates frequency in CFR47 Pt 15 / IC RSS-Restricted Band
PK – Peak Detector

Radiated Emissions

Frequency (GHz)	Meter Reading (dBuV)	Det	3117_00205959	6GHz_HP[dB]	DC Corr (dB)	Corrected Reading (dBuV/m)	Avg Limit (dBuV/m)	Margin (dB)	Peak Limit (dBuV/m)	Margin (dB)	UNII Non-Restricted (dBuV/m)	Margin (dB)	Azimuth (Degs)	Height (cm)	Polarity
7.85627	34.21	PK-U	35.9	-22.1	0	48.01	-	-	-	-	68.2	-20.19	0	100	H
7.85627	34.62	PK-U	35.9	-22.1	0	48.42	-	-	-	-	68.2	-19.78	0	100	V
10.48124	41.64	PK-U	37.7	-19	0	60.34	-	-	-	-	68.2	-7.86	176	278	H
10.47982	43.99	PK-U	37.7	-19.1	0	62.59	-	-	-	-	68.2	-5.61	165	292	V
* 15.71407	32.75	PK-U	40.4	-19.2	0	53.95	-	-	74	-20.05	-	-	0	100	H
* 15.71548	32.94	PK-U	40.4	-19.2	0	54.14	-	-	74	-19.86	-	-	0	100	V

* - indicates frequency in CFR47 Pt 15 / IC RSS-Restricted Band
PK-U - U-NII: Maximum Peak

UL Korea, Ltd. Suwon Laboratory FORM ID: FCC_15E(03)
218 Maeyeong-ro, Yeongtong-gu, Suwon-si, Gyeonggi-do, 16675 Korea TEL: (031) 337-9902,FAX: (031) 213-5433
UL Korea, Ltd. Confidential
This report shall not be reproduced except in full, without the written approval of UL Korea, Ltd.

HE20 RU mode (ANT_2 / 26T / Low: 4, Mid: 4, High: 4)

LOW CHANNEL HORIZONTAL

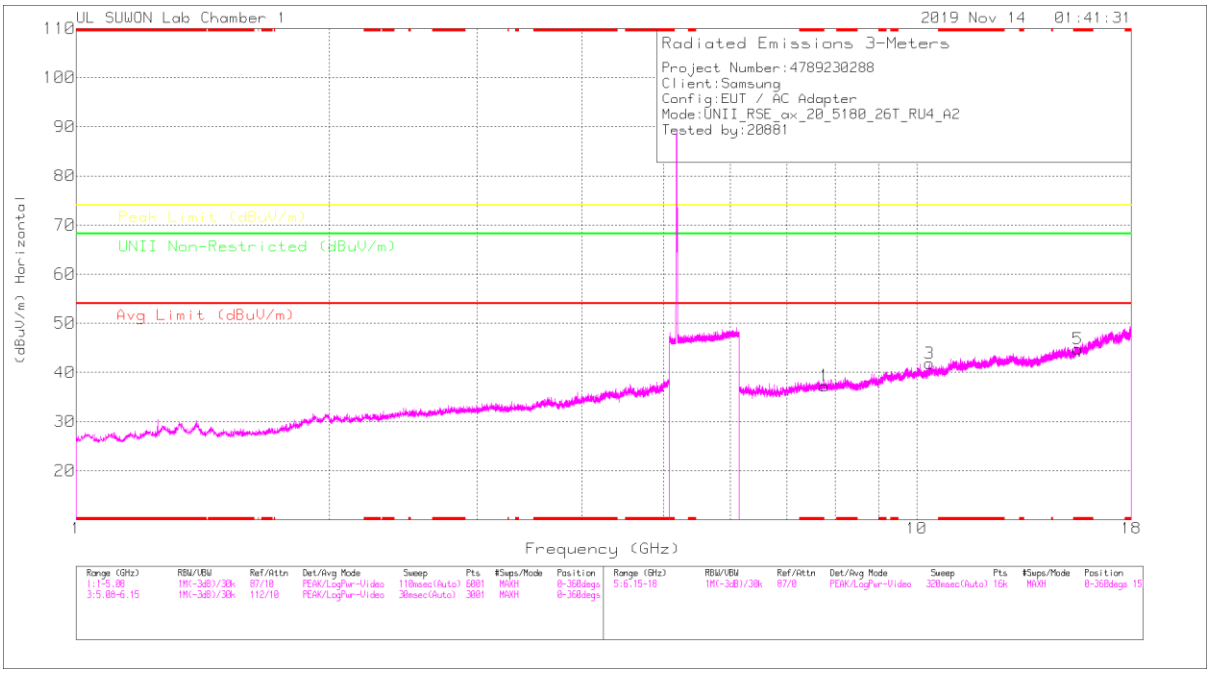

LOW CHANNEL VERTICAL

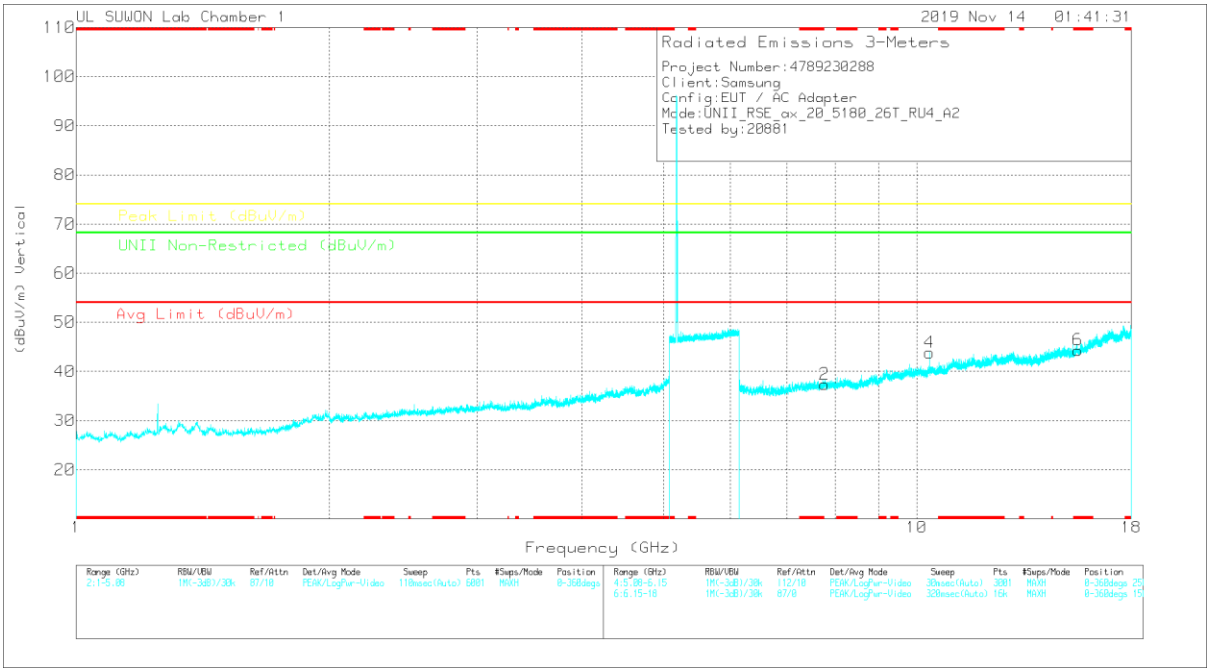

Note: Emission was scanned up to 40GHz; No emissions were detected above the noise floor which was at least 20dB below the specification limit.

UL Korea, Ltd. Confidential
This report shall not be reproduced except in full, without the written approval of UL Korea, Ltd.

LOW CHANNEL DATA

Trace Markers

Marker	Frequency (GHz)	Meter Reading (dBuV)	Det	3117_00168717	6GHz_HP[dB]	DC Corr (dB)	Corrected Reading (dBuV/m)	Avg Limit (dBuV/m)	Margin (dB)	Peak Limit (dBuV/m)	Margin (dB)	UNII Non-Restricted (dBuV/m)	Margin (dB)	Azimuth (Degs)	Height (cm)	Polarity
1	7.76891	27.93	PK	35.9	-26.6	0	37.23	-	-	-	-	68.2	-30.97	0-360	150	H
3	10.36019	26.52	PK	37.6	-22.3	0	41.82	-	-	-	-	68.2	-26.38	0-360	250	H
5	* 15.54499	25.54	PK	40.2	-21	0	44.74	-	-	74	-29.26	-	-	0-360	150	H
2	7.77039	28.16	PK	35.9	-26.7	0	37.36	-	-	-	-	68.2	-30.84	0-360	150	V
4	10.35945	28.52	PK	37.6	-22.3	0	43.82	-	-	-	-	68.2	-24.38	0-360	250	V
6	* 15.54276	25.02	PK	40.2	-20.9	0	44.32	-	-	74	-29.68	-	-	0-360	150	V

* - indicates frequency in CFR47 Pt 15 / IC RSS-Restricted Band

PK – Peak Detector

Radiated Emissions

Frequency (GHz)	Meter Reading (dBuV)	Det	3117_00168717	6GHz_HP[dB]	DC Corr (dB)	Corrected Reading (dBuV/m)	Avg Limit (dBuV/m)	Margin (dB)	Peak Limit (dBuV/m)	Margin (dB)	UNII Non-Restricted (dBuV/m)	Margin (dB)	Azimuth (Degs)	Height (cm)	Polarity
7.77047	38.25	PK-U	35.9	-26.7	0	47.45	-	-	-	-	68.2	-20.75	0	100	H
7.76765	38.45	PK-U	35.9	-26.6	0	47.75	-	-	-	-	68.2	-20.45	0	100	V
10.36152	38.75	PK-U	37.6	-22.3	0	54.05	-	-	-	-	68.2	-14.15	180	220	H
10.35934	43.03	PK-U	37.6	-22.3	0	58.33	-	-	-	-	68.2	-9.87	192	281	V
* 15.52854	35.78	PK-U	40.2	-20.9	0	55.08	-	-	74	-18.92	-	-	0	100	H
* 15.53451	35.75	PK-U	40.2	-21	0	54.95	-	-	74	-19.05	-	-	0	100	V

* - indicates frequency in CFR47 Pt 15 / IC RSS-Restricted Band

PK-U - U-NII: Maximum Peak

UL Korea, Ltd. Suwon Laboratory FORM ID: FCC_15E(03)
218 Maeyeong-ro, Yeongtong-gu, Suwon-si, Gyeonggi-do, 16675 Korea TEL: (031) 337-9902,FAX: (031) 213-5433

UL Korea, Ltd. Confidential
This report shall not be reproduced except in full, without the written approval of UL Korea, Ltd.

MID CHANNEL HORIZONTAL

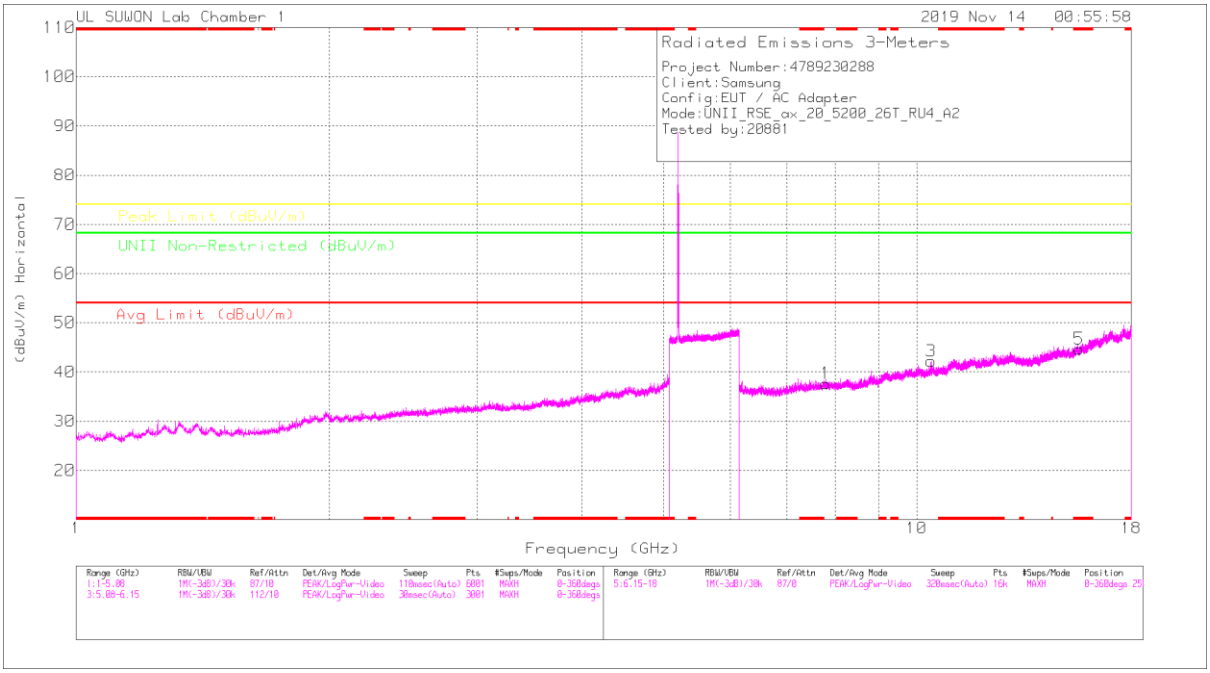

MID CHANNEL VERTICAL

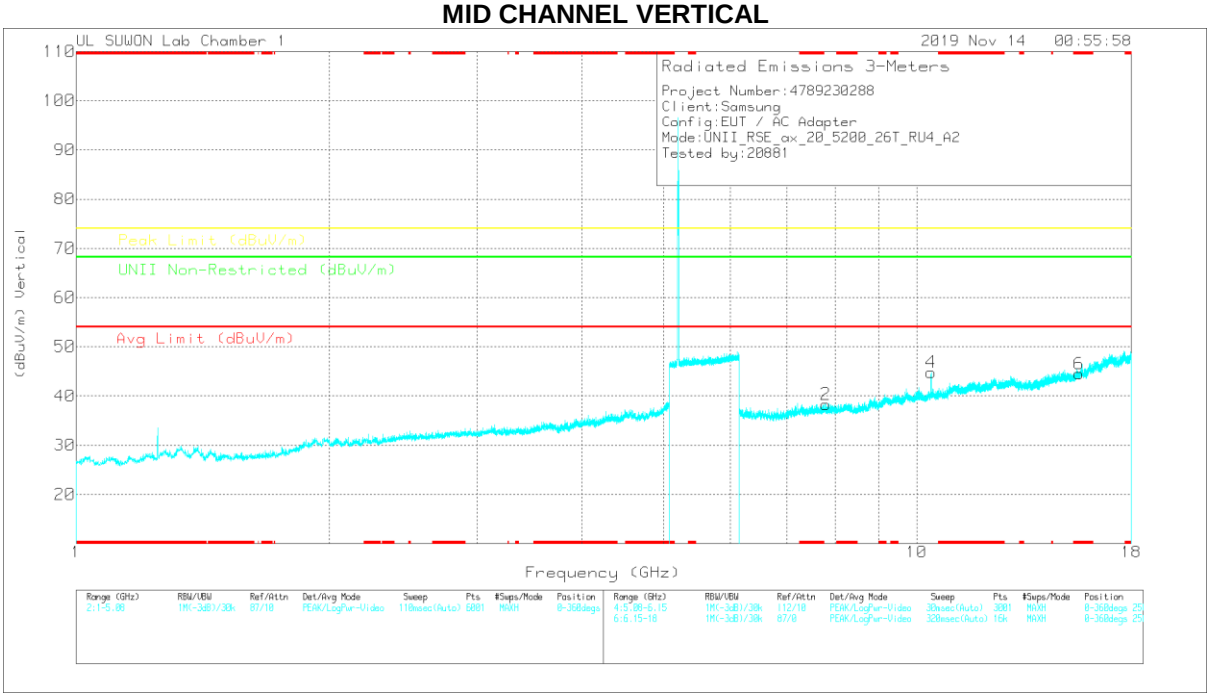

Note: Emission was scanned up to 40GHz; No emissions were detected above the noise floor which was at least 20dB below the specification limit.

UL Korea, Ltd. Confidential
This report shall not be reproduced except in full, without the written approval of UL Korea, Ltd.

MID CHANNEL DATA

Trace Markers

Marker	Frequency (GHz)	Meter Reading (dBuV)	Det	3117_00168717	6GHz_HP[dB]	DC Corr (dB)	Corrected Reading (dBuV/m)	Avg Limit (dBuV/m)	Margin (dB)	Peak Limit (dBuV/m)	Margin (dB)	UNII Non-Restricted (dBuV/m)	Margin (dB)	Azimuth (Degs)	Height (cm)	Polarity
1	7.79705	28.33	PK	35.9	-26.6	0	37.63	-	-	-	-	68.2	-30.57	0-360	250	H
3	10.40092	26.21	PK	37.6	-21.6	0	42.21	-	-	-	-	68.2	-25.99	0-360	250	H
5	* 15.60127	25.86	PK	40.2	-21.4	0	44.66	-	-	74	-29.34	-	-	0-360	150	H
2	7.79927	28.98	PK	35.9	-26.6	0	38.28	-	-	-	-	68.2	-29.92	0-360	150	V
4	10.40018	28.78	PK	37.6	-21.6	0	44.78	-	-	-	-	68.2	-23.42	0-360	250	V
6	* 15.59979	25.59	PK	40.2	-21.3	0	44.49	-	-	74	-29.51	-	-	0-360	150	V

* - indicates frequency in CFR47 Pt 15 / IC RSS-Restricted Band
PK – Peak Detector

Radiated Emissions

Frequency (GHz)	Meter Reading (dBuV)	Det	3117_00168717	6GHz_HP[dB]	DC Corr (dB)	Corrected Reading (dBuV/m)	Avg Limit (dBuV/m)	Margin (dB)	Peak Limit (dBuV/m)	Margin (dB)	UNII Non-Restricted (dBuV/m)	Margin (dB)	Azimuth (Degs)	Height (cm)	Polarity
7.79603	38.5	PK-U	35.9	-26.6	0	47.8	-	-	-	-	68.2	-20.4	0	100	H
7.79675	38.89	PK-U	35.9	-26.6	0	48.19	-	-	-	-	68.2	-20.01	0	100	V
10.40099	40.29	PK-U	37.6	-21.6	0	56.29	-	-	-	-	68.2	-11.91	180	226	H
10.40147	42.69	PK-U	37.6	-21.6	0	58.69	-	-	-	-	68.2	-9.51	190	280	V
* 15.60091	35.88	PK-U	40.2	-21.4	0	54.68	-	-	74	-19.32	-	-	0	100	H
* 15.59925	36.04	PK-U	40.2	-21.3	0	54.94	-	-	74	-19.06	-	-	0	100	V

* - indicates frequency in CFR47 Pt 15 / IC RSS-Restricted Band
PK-U - U-NII: Maximum Peak

UL Korea, Ltd. Confidential
This report shall not be reproduced except in full, without the written approval of UL Korea, Ltd.

HIGH CHANNEL HORIZONTAL

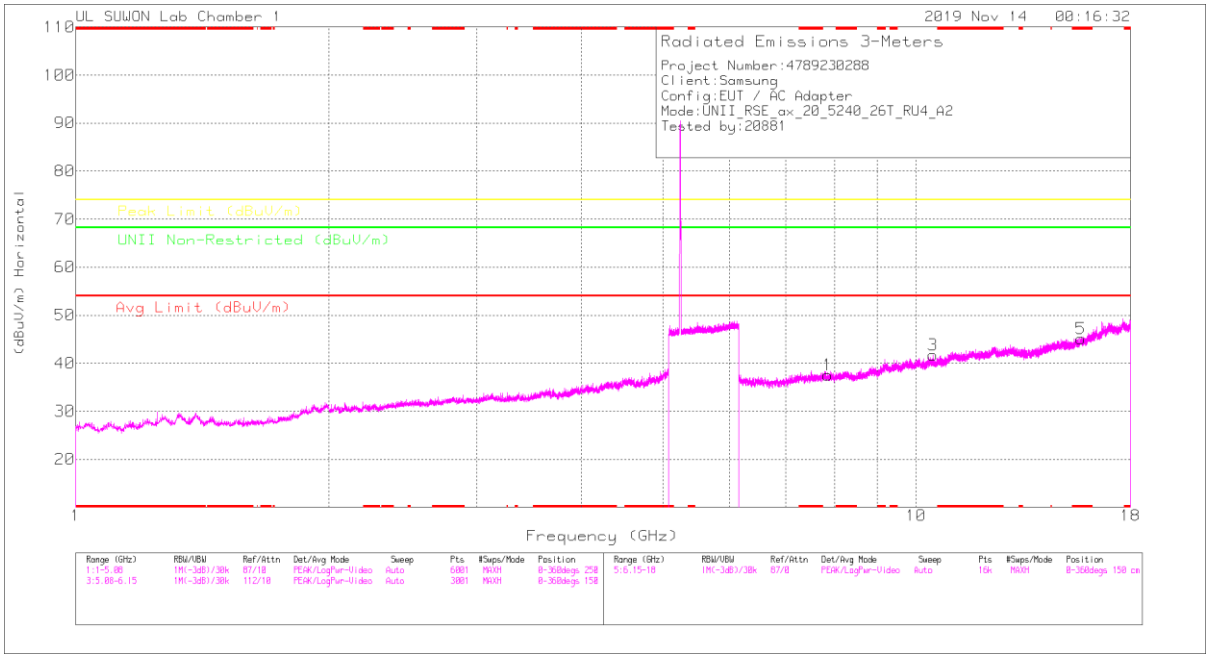

HIGH CHANNEL VERTICAL

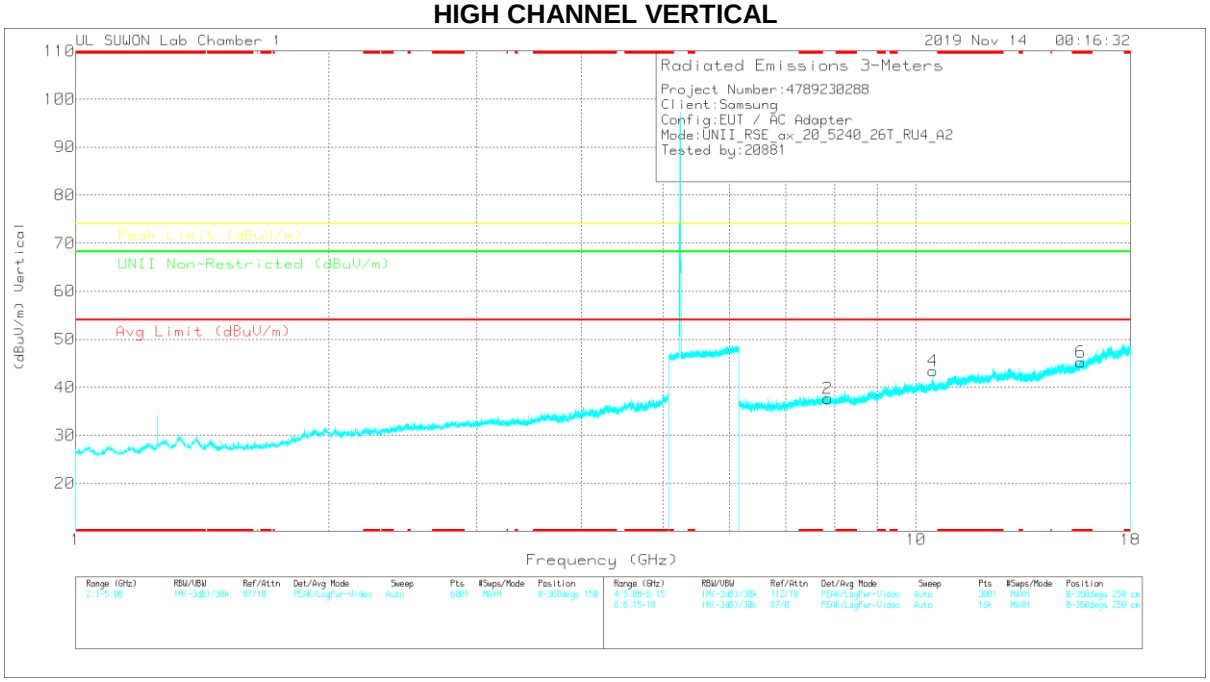

Note: Emission was scanned up to 40GHz; No emissions were detected above the noise floor which was at least 20dB below the specification limit.

UL Korea, Ltd. Confidential
This report shall not be reproduced except in full, without the written approval of UL Korea, Ltd.

HIGH CHANNEL DATA

Trace Markers

Marker	Frequency (GHz)	Meter Reading (dBuV)	Det	3117_00168717	6GHz_HP[dB]	DC Corr (dB)	Corrected Reading (dBuV/m)	Avg Limit (dBuV/m)	Margin (dB)	Peak Limit (dBuV/m)	Margin (dB)	UNII Non-Restricted (dBuV/m)	Margin (dB)	Azimuth (Degs)	Height (cm)	Polarity
1	7.85778	28.44	PK	35.9	-26.8	0	37.54	-	-	-	-	68.2	-30.66	0-360	250	H
3	10.48091	26.4	PK	37.7	-22.4	0	41.7	-	-	-	-	68.2	-26.5	0-360	250	H
5	* 15.72272	25.81	PK	40.4	-21.1	0	45.11	-	-	74	-28.89	-	-	0-360	250	H
2	7.85629	28.61	Pk	35.9	-26.8	0	37.71	-	-	-	-	68.2	-30.49	0-360	150	V
4	10.47942	28.15	PK	37.7	-22.4	0	43.45	-	-	-	-	68.2	-24.75	0-360	250	V
6	* 15.71828	25.98	PK	40.4	-21.1	0	45.28	-	-	74	-28.72	-	-	0-360	250	V

* - indicates frequency in CFR47 Pt 15 / IC RSS-Restricted Band
PK – Peak Detector

Radiated Emissions

Frequency (GHz)	Meter Reading (dBuV)	Det	3117_00168717	6GHz_HP[dB]	DC Corr (dB)	Corrected Reading (dBuV/m)	Avg Limit (dBuV/m)	Margin (dB)	Peak Limit (dBuV/m)	Margin (dB)	UNII Non-Restricted (dBuV/m)	Margin (dB)	Azimuth (Degs)	Height (cm)	Polarity
7.85935	38.95	PK-U	35.9	-26.8	0	48.05	-	-	-	-	68.2	-20.15	0	100	H
7.85723	39.63	PK-U	35.9	-26.8	0	48.73	-	-	-	-	68.2	-19.47	0	100	V
10.48087	41.48	PK-U	37.7	-22.4	0	56.78	-	-	-	-	68.2	-11.42	180	229	H
10.48188	40.51	PK-U	37.7	-22.4	0	55.81	-	-	-	-	68.2	-12.39	165	223	V
* 15.71276	36.09	PK-U	40.4	-21.3	0	55.19	-	-	74	-18.81	-	-	0	100	H
* 15.71826	36.06	PK-U	40.4	-21.1	0	55.36	-	-	74	-18.64	-	-	0	100	V

* - indicates frequency in CFR47 Pt 15 / IC RSS-Restricted Band
PK-U - U-NII: Maximum Peak

UL Korea, Ltd. Confidential
This report shall not be reproduced except in full, without the written approval of UL Korea, Ltd.

HE40 RU mode (ANT_1 / 26T / Low: 0 High: 0)

LOW CHANNEL HORIZONTAL

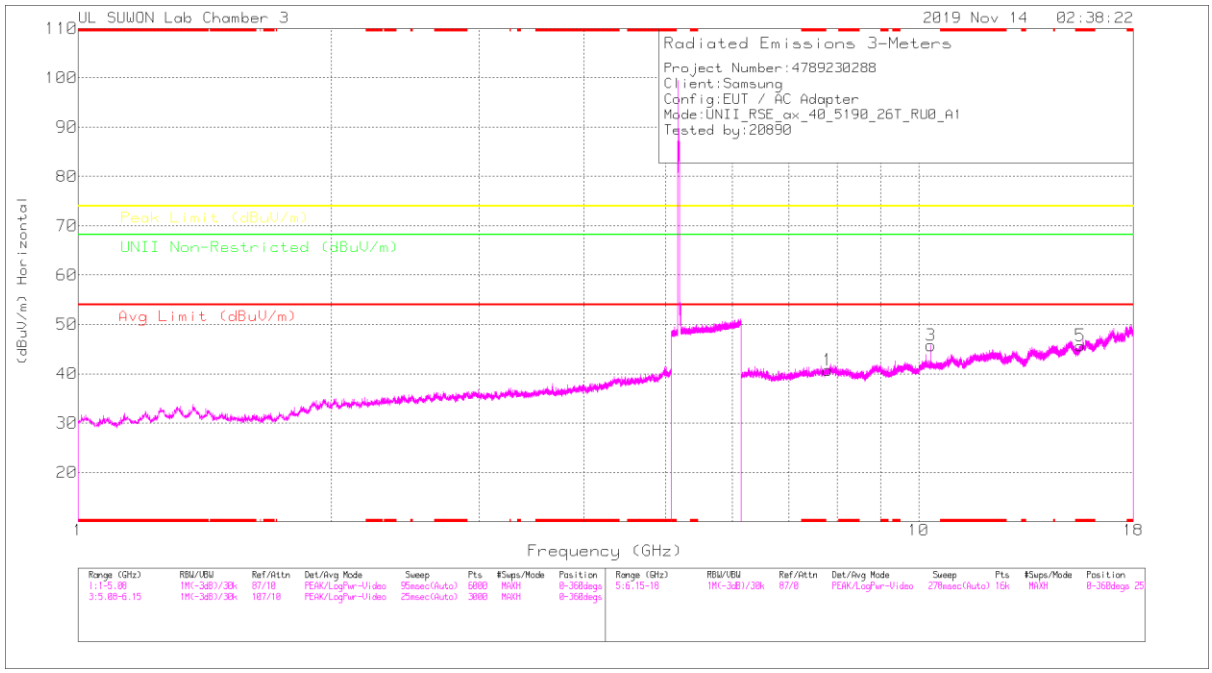

LOW CHANNEL VERTICAL

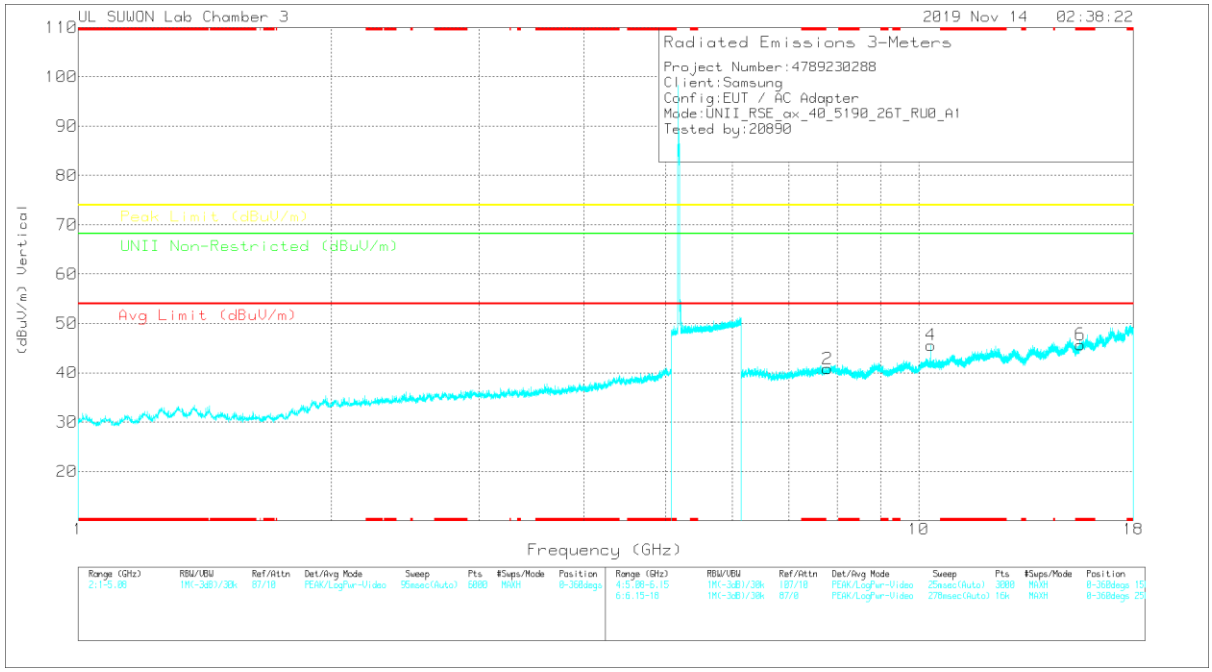

Note: Emission was scanned up to 40GHz; No emissions were detected above the noise floor which was at least 20dB below the specification limit.

UL Korea, Ltd. Confidential
This report shall not be reproduced except in full, without the written approval of UL Korea, Ltd.

LOW CHANNEL DATA

Trace Markers

Marker	Frequency (GHz)	Meter Reading (dBuV)	Det	3117_00205959	6GHz_HP[dB]	DC Corr (dB)	Corrected Reading (dBuV/m)	Avg Limit (dBuV/m)	Margin (dB)	Peak Limit (dBuV/m)	Margin (dB)	UNII Non-Restricted (dBuV/m)	Margin (dB)	Azimuth (Degs)	Height (cm)	Polarity
1	7.79281	27.3	PK	35.9	-22.5	0	40.7	-	-	-	-	68.2	-27.5	0-360	250	H
3	10.34442	27.15	PK	37.6	-19	0	45.75	-	-	-	-	68.2	-22.45	0-360	250	H
5	* 15.56541	24.97	PK	40.2	-19.5	0	45.67	-	-	74	-28.33	-	-	0-360	250	H
2	7.78985	27.51	Pk	35.9	-22.6	0	40.81	-	-	-	-	68.2	-27.39	0-360	150	V
4	10.34368	27	PK	37.6	-19	0	45.6	-	-	-	-	68.2	-22.6	0-360	250	V
6	* 15.57134	25	PK	40.2	-19.5	0	45.7	-	-	74	-28.3	-	-	0-360	150	V

* - indicates frequency in CFR47 Pt 15 / IC RSS-Restricted Band
PK – Peak Detector

Radiated Emissions

Frequency (GHz)	Meter Reading (dBuV)	Det	3117_00205959	6GHz_HP[dB]	DC Corr (dB)	Corrected Reading (dBuV/m)	Avg Limit (dBuV/m)	Margin (dB)	Peak Limit (dBuV/m)	Margin (dB)	UNII Non-Restricted (dBuV/m)	Margin (dB)	Azimuth (Degs)	Height (cm)	Polarity
7.7926	35.3	PK-U	35.9	-22.5	0	48.7	-	-	-	-	68.2	-19.5	0	100	H
7.79261	34.97	PK-U	35.9	-22.5	0	48.37	-	-	-	-	68.2	-19.83	0	100	V
10.34426	43.57	PK-U	37.6	-19	0	62.17	-	-	-	-	68.2	-6.03	175	305	H
10.34376	43.98	PK-U	37.6	-19	0	62.58	-	-	-	-	68.2	-5.62	166	283	V
* 15.56545	32.46	PK-U	40.2	-19.5	0	53.16	-	-	74	-20.84	-	-	0	100	H
* 15.56341	32.32	PK-U	40.2	-19.5	0	53.02	-	-	74	-20.98	-	-	0	100	V

* - indicates frequency in CFR47 Pt 15 / IC RSS-Restricted Band
PK-U - U-NII: Maximum Peak

UL Korea, Ltd. Suwon Laboratory FORM ID: FCC_15E(03)
218 Maeyeong-ro, Yeongtong-gu, Suwon-si, Gyeonggi-do, 16675 Korea TEL: (031) 337-9902,FAX: (031) 213-5433
UL Korea, Ltd. Confidential
This report shall not be reproduced except in full, without the written approval of UL Korea, Ltd.

HIGH CHANNEL HORIZONTAL

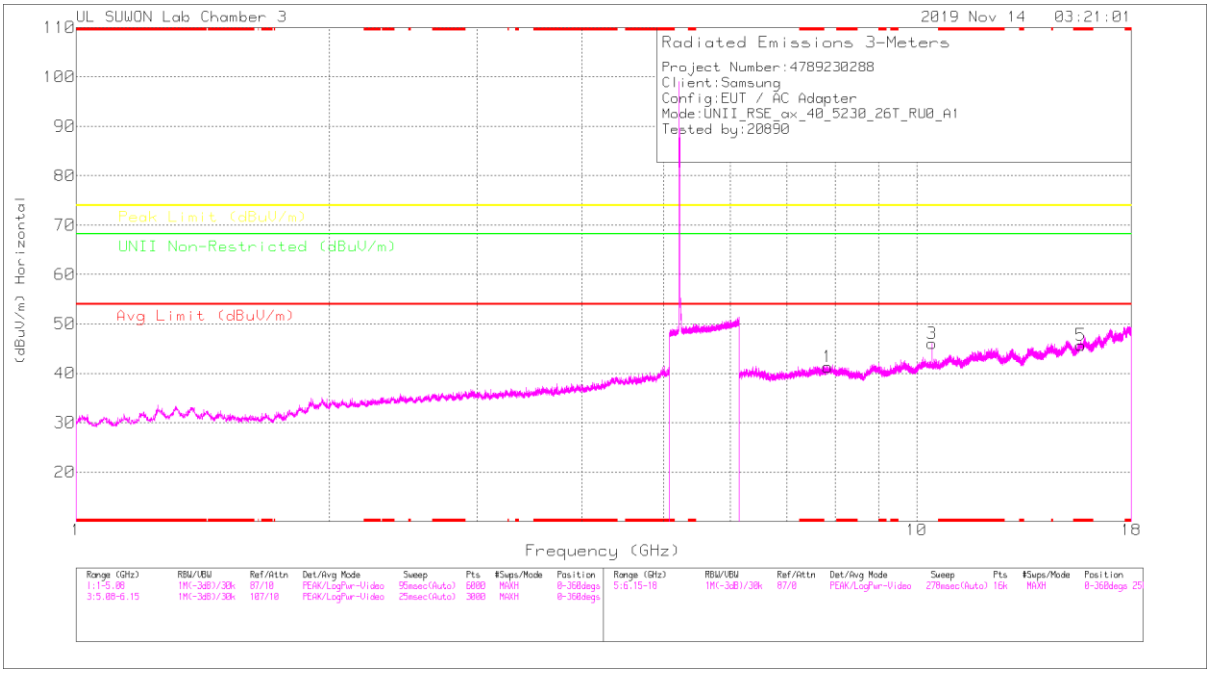

HIGH CHANNEL VERTICAL

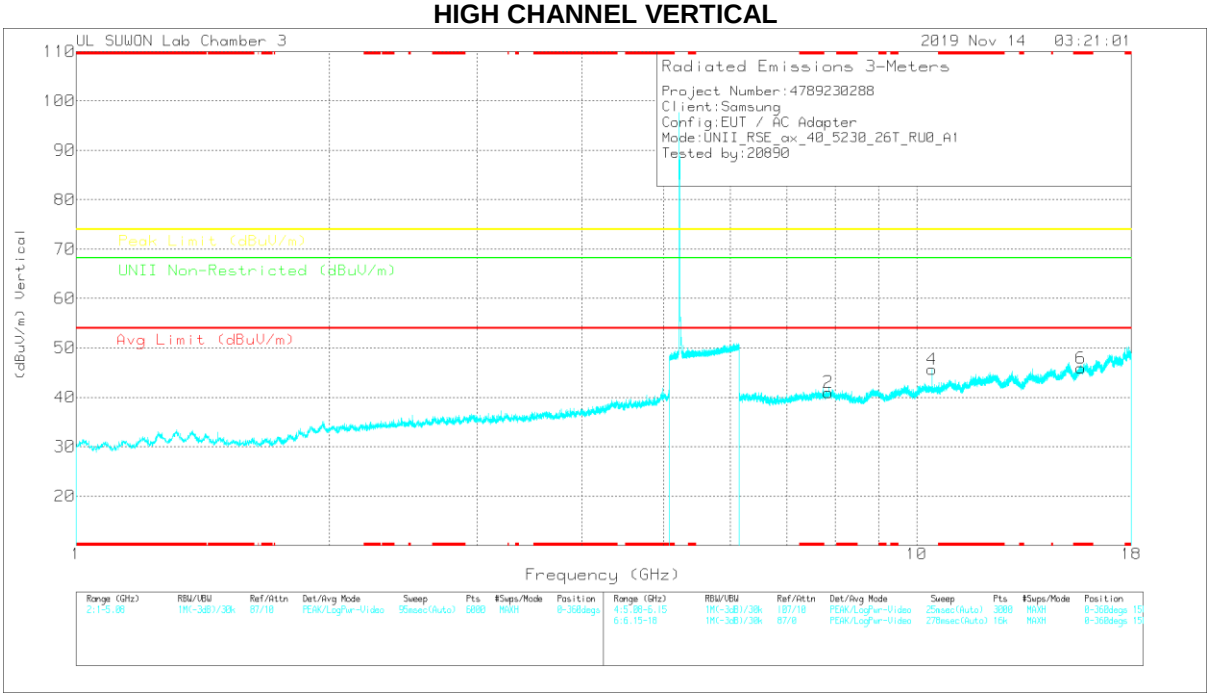

Note: Emission was scanned up to 40GHz; No emissions were detected above the noise floor which was at least 20dB below the specification limit.

UL Korea, Ltd. Confidential
This report shall not be reproduced except in full, without the written approval of UL Korea, Ltd.

HIGH CHANNEL DATA

Trace Markers

Marker	Frequency (GHz)	Meter Reading (dBuV)	Det	3117_00205959	6GHz_HP[dB]	DC Corr (dB)	Corrected Reading (dBuV/m)	Avg Limit (dBuV/m)	Margin (dB)	Peak Limit (dBuV/m)	Margin (dB)	UNII Non-Restricted (dBuV/m)	Margin (dB)	Azimuth (Degs)	Height (cm)	Polarity
1	7.83947	27.69	PK	35.9	-22.3	0	41.29	-	-	-	-	68.2	-26.91	0-360	150	H
3	10.42441	27.51	PK	37.6	-19.1	0	46.01	-	-	-	-	68.2	-22.19	0-360	250	H
5	* 15.68836	24.47	PK	40.4	-19.2	0	45.67	-	-	74	-28.33	-	-	0-360	150	H
2	7.85058	27.27	Pk	35.9	-22.2	0	40.97	-	-	-	-	68.2	-27.23	0-360	250	V
4	10.42367	27.16	PK	37.6	-19.1	0	45.66	-	-	-	-	68.2	-22.54	0-360	250	V
6	* 15.6891	24.7	PK	40.4	-19.2	0	45.9	-	-	74	-28.1	-	-	0-360	150	V

* - indicates frequency in CFR47 Pt 15 / IC RSS-Restricted Band
PK – Peak Detector

Radiated Emissions

Frequency (GHz)	Meter Reading (dBuV)	Det	3117_00205959	6GHz_HP[dB]	DC Corr (dB)	Corrected Reading (dBuV/m)	Avg Limit (dBuV/m)	Margin (dB)	Peak Limit (dBuV/m)	Margin (dB)	UNII Non-Restricted (dBuV/m)	Margin (dB)	Azimuth (Degs)	Height (cm)	Polarity
7.83923	33.75	PK-U	35.9	-22.3	0	47.35	-	-	-	-	68.2	-20.85	0	100	H
7.83923	35.05	PK-U	35.9	-22.3	0	48.65	-	-	-	-	68.2	-19.55	0	100	V
10.42356	43.54	PK-U	37.6	-19.1	0	62.04	-	-	-	-	68.2	-6.16	177	275	H
10.42432	43.83	PK-U	37.6	-19.1	0	62.33	-	-	-	-	68.2	-5.87	164	296	V
* 15.68787	32.23	PK-U	40.4	-19.2	0	53.43	-	-	74	-20.57	-	-	0	100	H
* 15.68851	32.37	PK-U	40.4	-19.2	0	53.57	-	-	74	-20.43	-	-	0	100	V

* - indicates frequency in CFR47 Pt 15 / IC RSS-Restricted Band
PK-U - U-NII: Maximum Peak

UL Korea, Ltd. Suwon Laboratory FORM ID: FCC_15E(03)
218 Maeyeong-ro, Yeongtong-gu, Suwon-si, Gyeonggi-do, 16675 Korea TEL: (031) 337-9902,FAX: (031) 213-5433
UL Korea, Ltd. Confidential
This report shall not be reproduced except in full, without the written approval of UL Korea, Ltd.

HE40 RU mode (ANT_2 / 26T / Low: 9, High: 9)

LOW CHANNEL HORIZONTAL

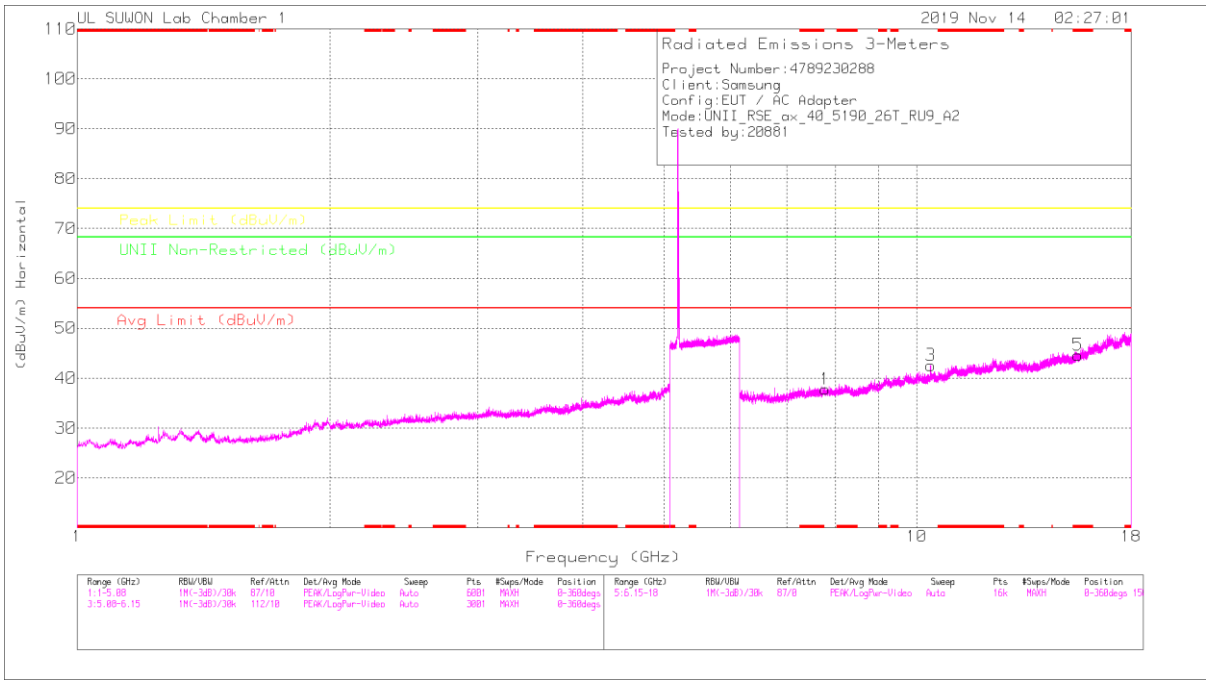

LOW CHANNEL VERTICAL

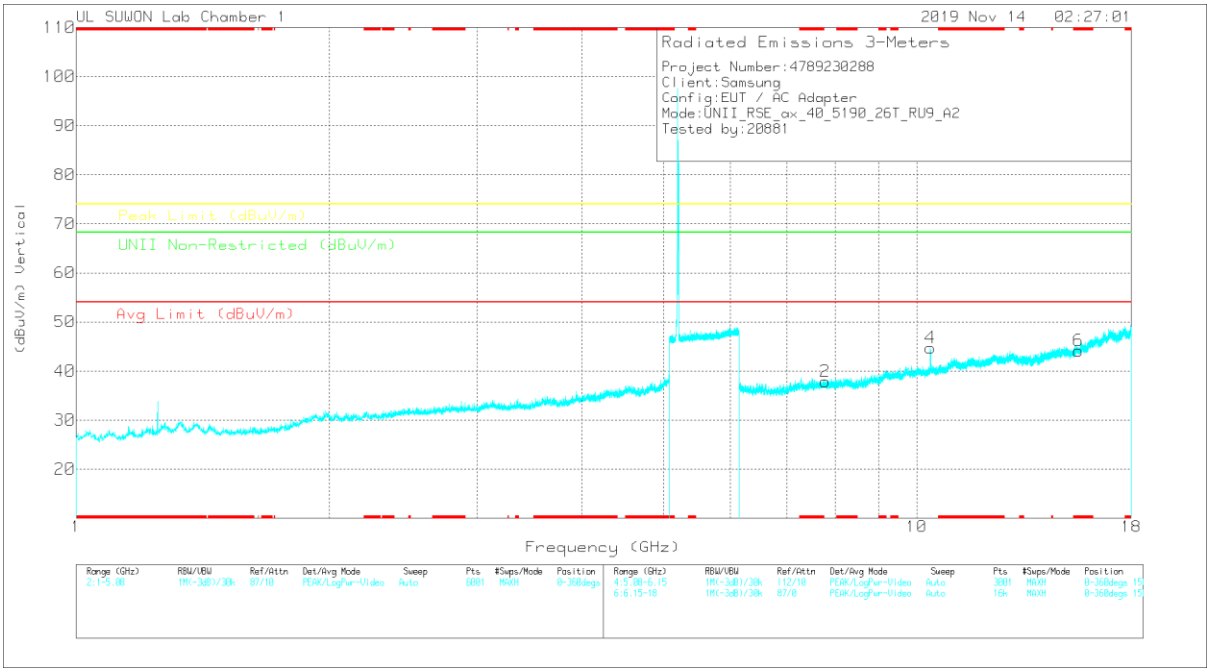

Note: Emission was scanned up to 40GHz; No emissions were detected above the noise floor which was at least 20dB below the specification limit.

UL Korea, Ltd. Confidential
This report shall not be reproduced except in full, without the written approval of UL Korea, Ltd.

LOW CHANNEL DATA

Trace Markers

Marker	Frequency (GHz)	Meter Reading (dBuV)	Det	3117_00168717	6GHz_HP[dB]	DC Corr (dB)	Corrected Reading (dBuV/m)	Avg Limit (dBuV/m)	Margin (dB)	Peak Limit (dBuV/m)	Margin (dB)	UNII Non-Restricted (dBuV/m)	Margin (dB)	Azimuth (Degs)	Height (cm)	Polarity
1	7.78446	28.38	PK	35.9	-26.5	0	37.78	-	-	-	-	68.2	-30.42	0-360	150	H
3	10.38315	26.84	PK	37.6	-21.9	0	42.54	-	-	-	-	68.2	-25.66	0-360	250	H
5	* 15.57016	25.61	PK	40.2	-21.2	0	44.61	-	-	74	-29.39	-	-	0-360	150	H
2	7.7852	28.58	PK	35.9	-26.6	0	37.88	-	-	-	-	68.2	-30.32	0-360	250	V
4	10.38167	29.01	PK	37.6	-21.9	0	44.71	-	-	-	-	68.2	-23.49	0-360	250	V
6	* 15.57091	25.23	PK	40.2	-21.3	0	44.13	-	-	74	-29.87	-	-	0-360	250	V

* - indicates frequency in CFR47 Pt 15 / IC RSS-Restricted Band
PK – Peak Detector

Radiated Emissions

Frequency (GHz)	Meter Reading (dBuV)	Det	3117_00168717	6GHz_HP[dB]	DC Corr (dB)	Corrected Reading (dBuV/m)	Avg Limit (dBuV/m)	Margin (dB)	Peak Limit (dBuV/m)	Margin (dB)	UNII Non-Restricted (dBuV/m)	Margin (dB)	Azimuth (Degs)	Height (cm)	Polarity
7.78253	38.96	PK-U	35.9	-26.6	0	48.26	-	-	-	-	68.2	-19.94	0	100	H
7.78286	38.99	PK-U	35.9	-26.6	0	48.29	-	-	-	-	68.2	-19.91	0	100	V
10.38204	37.45	PK-U	37.6	-21.9	0	53.15	-	-	-	-	68.2	-15.05	167	104	H
10.38421	43.56	PK-U	37.6	-21.9	0	59.26	-	-	-	-	68.2	-8.94	193	303	V
* 15.57105	36.07	PK-U	40.2	-21.3	0	54.97	-	-	74	-19.03	-	-	0	100	H
* 15.57128	36.17	PK-U	40.2	-21.2	0	55.17	-	-	74	-18.83	-	-	0	100	V

* - indicates frequency in CFR47 Pt 15 / IC RSS-Restricted Band
PK-U - U-NII: Maximum Peak

UL Korea, Ltd. Suwon Laboratory FORM ID: FCC_15E(03)
218 Maeyeong-ro, Yeongtong-gu, Suwon-si, Gyeonggi-do, 16675 Korea TEL: (031) 337-9902,FAX: (031) 213-5433
UL Korea, Ltd. Confidential
This report shall not be reproduced except in full, without the written approval of UL Korea, Ltd.

HIGH CHANNEL HORIZONTAL

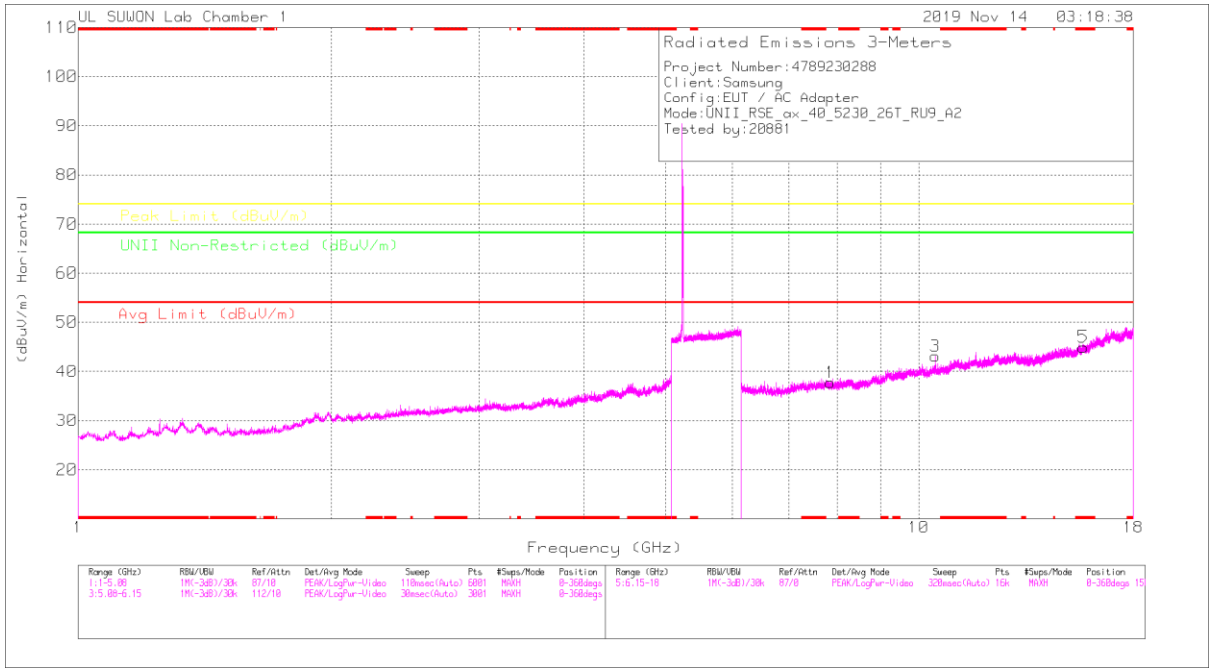

HIGH CHANNEL VERTICAL

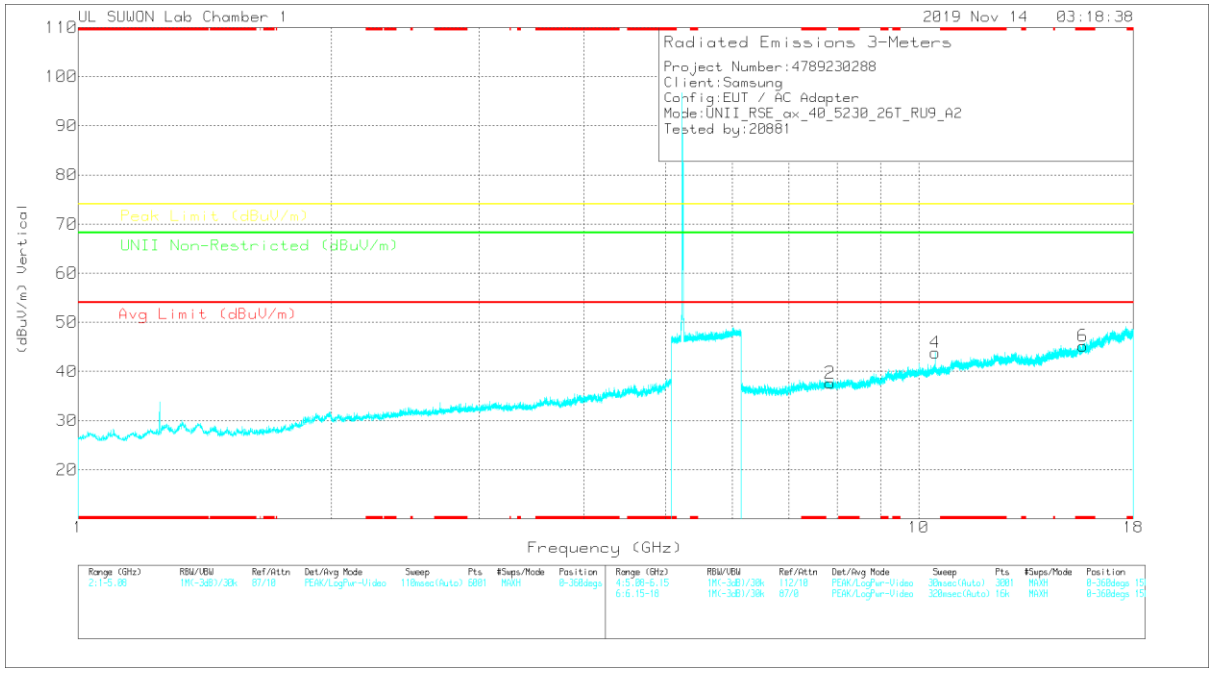

Note: Emission was scanned up to 40GHz; No emissions were detected above the noise floor which was at least 20dB below the specification limit.

UL Korea, Ltd. Confidential
This report shall not be reproduced except in full, without the written approval of UL Korea, Ltd.

HIGH CHANNEL DATA

Trace Markers

Marker	Frequency (GHz)	Meter Reading (dBuV)	Det	3117_00168717	6GHz_HP[dB]	DC Corr (dB)	Corrected Reading (dBuV/m)	Avg Limit (dBuV/m)	Margin (dB)	Peak Limit (dBuV/m)	Margin (dB)	UNII Non-Restricted (dBuV/m)	Margin (dB)	Azimuth (Degs)	Height (cm)	Polarity
1	7.84593	28.43	PK	35.9	-26.6	0	37.73	-	-	-	-	68.2	-30.47	0-360	250	H
3	10.46239	27.58	PK	37.7	-22.2	0	43.08	-	-	-	-	68.2	-25.12	0-360	250	H
5	* 15.69236	25.94	PK	40.4	-21.4	0	44.94	-	-	74	-29.06	-	-	0-360	250	H
2	7.8437	28.32	PK	35.9	-26.6	0	37.62	-	-	-	-	68.2	-30.58	0-360	250	V
4	10.46239	28.33	PK	37.7	-22.2	0	43.83	-	-	-	-	68.2	-24.37	0-360	250	V
6	* 15.68866	26.07	PK	40.4	-21.3	0	45.17	-	-	74	-28.83	-	-	0-360	250	V

* - indicates frequency in CFR47 Pt 15 / IC RSS-Restricted Band
PK – Peak Detector

Radiated Emissions

Frequency (GHz)	Meter Reading (dBuV)	Det	3117_00168717	6GHz_HP[dB]	DC Corr (dB)	Corrected Reading (dBuV/m)	Avg Limit (dBuV/m)	Margin (dB)	Peak Limit (dBuV/m)	Margin (dB)	UNII Non-Restricted (dBuV/m)	Margin (dB)	Azimuth (Degs)	Height (cm)	Polarity
7.84631	38.46	PK-U	35.9	-26.6	0	47.76	-	-	-	-	68.2	-20.44	0	100	H
7.84631	38.49	PK-U	35.9	-26.6	0	47.79	-	-	-	-	68.2	-20.41	0	100	V
10.46321	41.16	PK-U	37.7	-22.2	0	56.66	-	-	-	-	68.2	-11.54	179	231	H
10.46296	41.19	PK-U	37.7	-22.2	0	56.69	-	-	-	-	68.2	-11.51	164	282	V
* 15.68986	36.36	PK-U	40.4	-21.3	0	55.46	-	-	74	-18.54	-	-	0	100	H
* 15.68912	36	PK-U	40.4	-21.3	0	55.1	-	-	74	-18.9	-	-	0	100	V

* - indicates frequency in CFR47 Pt 15 / IC RSS-Restricted Band
PK-U - U-NII: Maximum Peak

UL Korea, Ltd. Suwon Laboratory FORM ID: FCC_15E(03)
218 Maeyeong-ro, Yeongtong-gu, Suwon-si, Gyeonggi-do, 16675 Korea TEL: (031) 337-9902,FAX: (031) 213-5433
UL Korea, Ltd. Confidential
This report shall not be reproduced except in full, without the written approval of UL Korea, Ltd.

HE80 RU mode (ANT_1 / 26T / Mid: 18)

MID CHANNEL HORIZONTAL

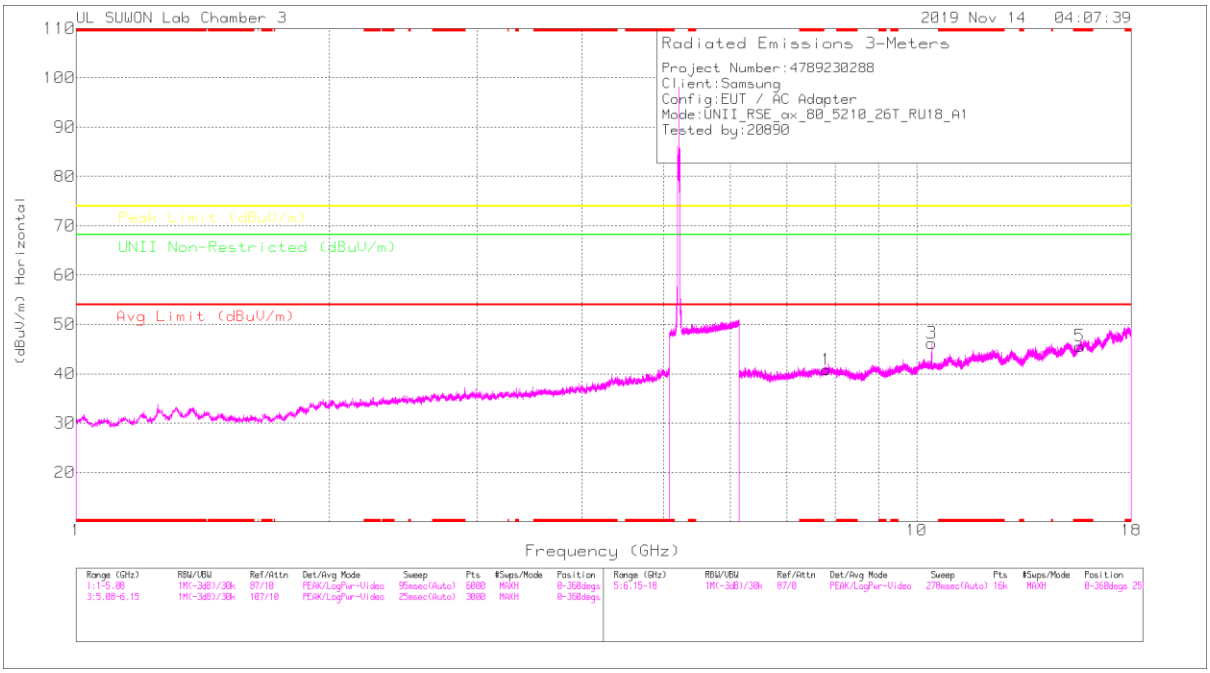

MID CHANNEL VERTICAL

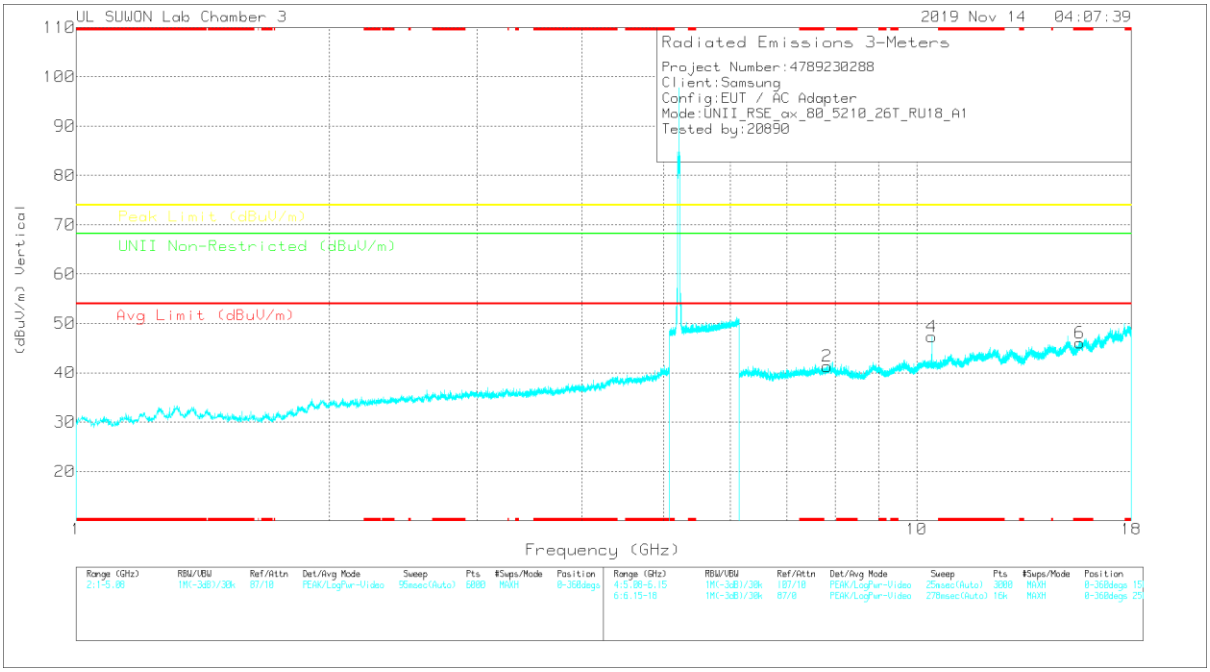

Note: Emission was scanned up to 40GHz; No emissions were detected above the noise floor which was at least 20dB below the specification limit.

UL Korea, Ltd. Confidential
This report shall not be reproduced except in full, without the written approval of UL Korea, Ltd.

MID CHANNEL DATA

Trace Markers

Marker	Frequency (GHz)	Meter Reading (dBuV)	Det	3117_00205959	6GHz_HP[dB]	DC Corr (dB)	Corrected Reading (dBuV/m)	Avg Limit (dBuV/m)	Margin (dB)	Peak Limit (dBuV/m)	Margin (dB)	UNII Non-Restricted (dBuV/m)	Margin (dB)	Azimuth (Degs)	Height (cm)	Polarity
1	7.81058	27.3	PK	35.9	-22.4	0	40.8	-	-	-	-	68.2	-27.4	0-360	150	H
3	10.41923	27.71	PK	37.6	-19.1	0	46.21	-	-	-	-	68.2	-21.99	0-360	250	H
5	* 15.62911	24.5	PK	40.3	-19.2	0	45.6	-	-	74	-28.4	-	-	0-360	250	H
2	7.82244	27.69	PK	35.9	-22.3	0	41.29	-	-	-	-	68.2	-26.91	0-360	250	V
4	10.41997	28.8	PK	37.6	-19.1	0	47.3	-	-	-	-	68.2	-20.9	0-360	250	V
6	* 15.62392	25.03	PK	40.3	-19.3	0	46.03	-	-	74	-27.97	-	-	0-360	250	V

* - indicates frequency in CFR47 Pt 15 / IC RSS-Restricted Band
PK – Peak Detector

Radiated Emissions

Frequency (GHz)	Meter Reading (dBuV)	Det	3117_00205959	6GHz_HP[dB]	DC Corr (dB)	Corrected Reading (dBuV/m)	Avg Limit (dBuV/m)	Margin (dB)	Peak Limit (dBuV/m)	Margin (dB)	UNII Non-Restricted (dBuV/m)	Margin (dB)	Azimuth (Degs)	Height (cm)	Polarity
7.81082	34.69	PK-U	35.9	-22.4	0	48.19	-	-	-	-	68.2	-20.01	0	100	H
7.81034	34.79	PK-U	35.9	-22.4	0	48.29	-	-	-	-	68.2	-19.91	0	100	V
10.41822	42.29	PK-U	37.6	-19.1	0	60.79	-	-	-	-	68.2	-7.41	173	276	H
10.41832	43.96	PK-U	37.6	-19.1	0	62.46	-	-	-	-	68.2	-5.74	159	374	V
* 15.62943	32.18	PK-U	40.3	-19.2	0	53.28	-	-	74	-20.72	-	-	0	100	H
* 15.62711	32.65	PK-U	40.3	-19.3	0	53.65	-	-	74	-20.35	-	-	0	100	V

* - indicates frequency in CFR47 Pt 15 / IC RSS-Restricted Band
PK-U - U-NII: Maximum Peak

UL Korea, Ltd. Confidential
This report shall not be reproduced except in full, without the written approval of UL Korea, Ltd.

HE80 RU mode (ANT_2 / 26T / Mid: 18)

MID CHANNEL HORIZONTAL

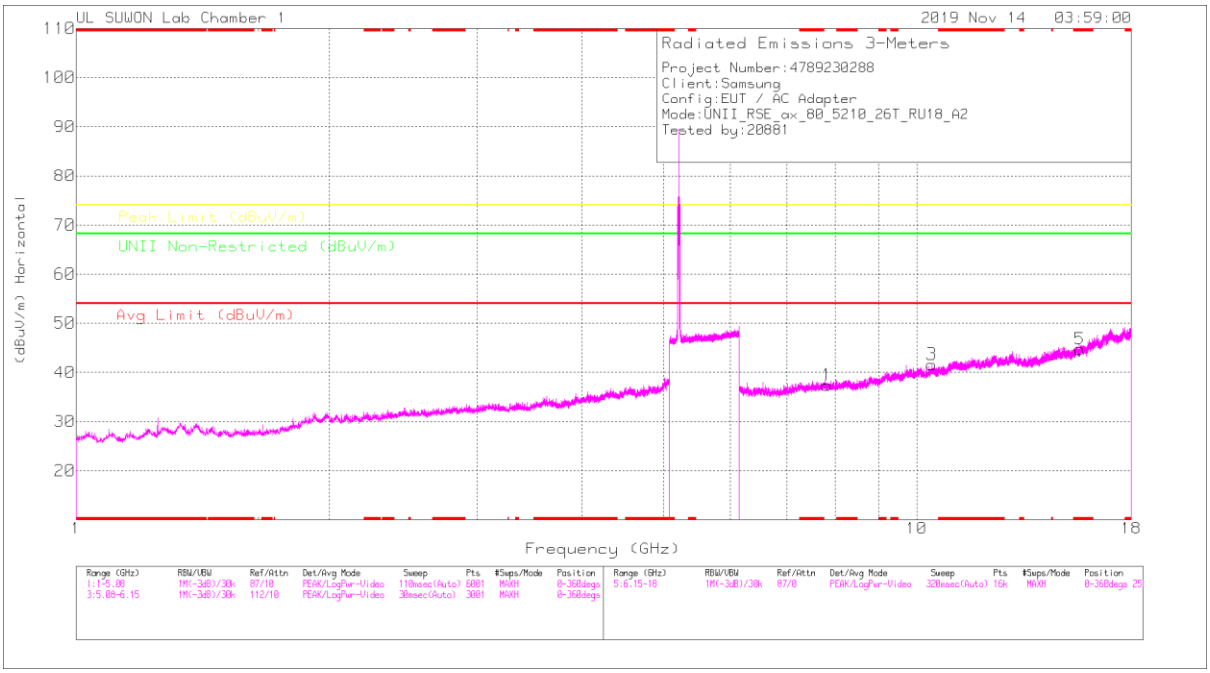

MID CHANNEL VERTICAL

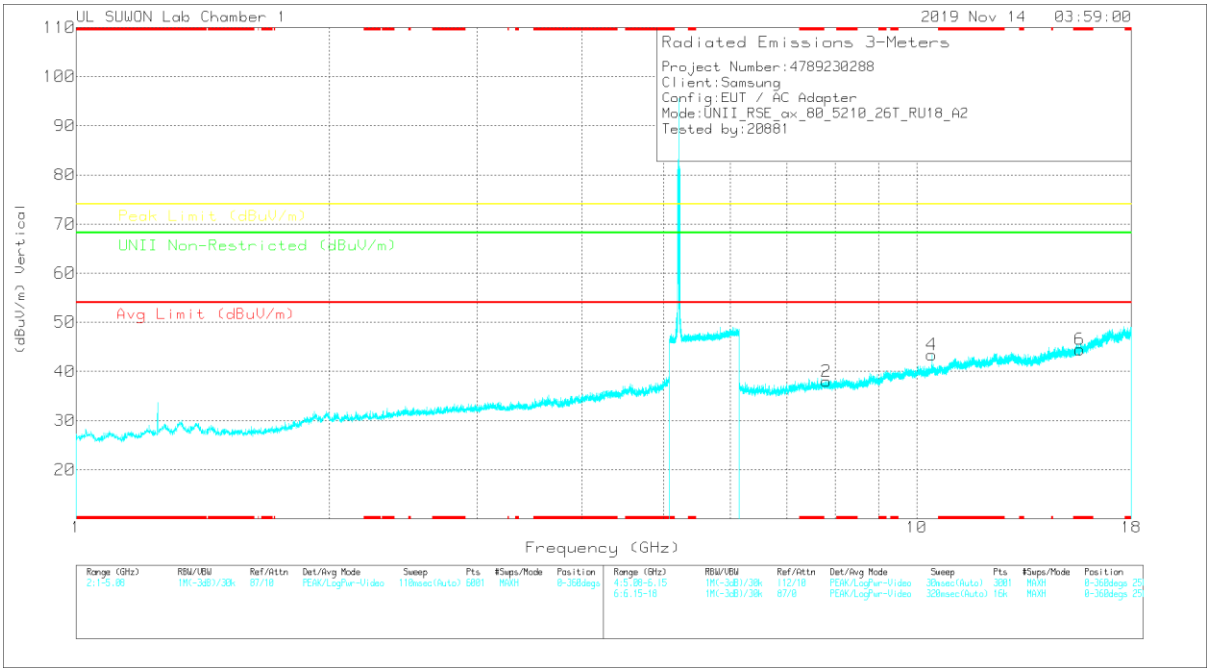

Note: Emission was scanned up to 40GHz; No emissions were detected above the noise floor which was at least 20dB below the specification limit.

UL Korea, Ltd. Confidential
This report shall not be reproduced except in full, without the written approval of UL Korea, Ltd.

MID CHANNEL DATA

Trace Markers

Marker	Frequency (GHz)	Meter Reading (dBuV)	Det	3117_00168717	6GHz_HP[dB]	DC Corr (dB)	Corrected Reading (dBuV/m)	Avg Limit (dBuV/m)	Margin (dB)	Peak Limit (dBuV/m)	Margin (dB)	UNII Non-Restricted (dBuV/m)	Margin (dB)	Azimuth (Degs)	Height (cm)	Polarity
1	7.81704	28.01	PK	35.9	-26.5	0	37.41	-	-	-	-	68.2	-30.79	0-360	150	H
3	10.42018	25.92	PK	37.6	-21.9	0	41.62	-	-	-	-	68.2	-26.58	0-360	250	H
5	* 15.63237	25.82	PK	40.3	-21.4	0	44.72	-	-	74	-29.28	-	-	0-360	150	H
2	7.81334	28.59	PK	35.9	-26.5	0	37.99	-	-	-	-	68.2	-30.21	0-360	150	V
4	10.41944	27.68	PK	37.6	-21.9	0	43.38	-	-	-	-	68.2	-24.82	0-360	250	V
6	* 15.63385	25.57	PK	40.3	-21.4	0	44.47	-	-	74	-29.53	-	-	0-360	250	V

* - indicates frequency in CFR47 Pt 15 / IC RSS-Restricted Band
PK – Peak Detector

Frequency (GHz)	Meter Reading (dBuV)	Det	3117_00168717	6GHz_HP[dB]	DC Corr (dB)	Corrected Reading (dBuV/m)	Avg Limit (dBuV/m)	Margin (dB)	Peak Limit (dBuV/m)	Margin (dB)	UNII Non-Restricted (dBuV/m)	Margin (dB)	Azimuth (Degs)	Height (cm)	Polarity
7.81533	38.23	PK-U	35.9	-26.5	0	47.63	-	-	-	-	68.2	-20.57	0	100	H
7.81806	38.24	PK-U	35.9	-26.5	0	47.64	-	-	-	-	68.2	-20.56	0	100	V
10.42132	39.01	PK-U	37.6	-21.9	0	54.71	-	-	-	-	68.2	-13.49	179	219	H
10.4208	41.56	PK-U	37.6	-21.9	0	57.26	-	-	-	-	68.2	-10.94	193	237	V
* 15.63072	36.19	PK-U	40.3	-21.4	0	55.09	-	-	74	-18.91	-	-	0	100	H
* 15.63285	35.55	PK-U	40.3	-21.4	0	54.45	-	-	74	-19.55	-	-	0	100	V

* - indicates frequency in CFR47 Pt 15 / IC RSS-Restricted Band
PK-U - U-NII: Maximum Peak

UL Korea, Ltd. Suwon Laboratory FORM ID: FCC_15E(03)
218 Maeyeong-ro, Yeongtong-gu, Suwon-si, Gyeonggi-do, 16675 Korea TEL: (031) 337-9902,FAX: (031) 213-5433
UL Korea, Ltd. Confidential
This report shall not be reproduced except in full, without the written approval of UL Korea, Ltd.

11.1.3. RESTRICTED BAND-EDGE_5.3GHz BAND LOW CHANNEL

HE20 SU mode (ANT_1)

HORIZONTAL PEAK AND AVERAGE PLOT

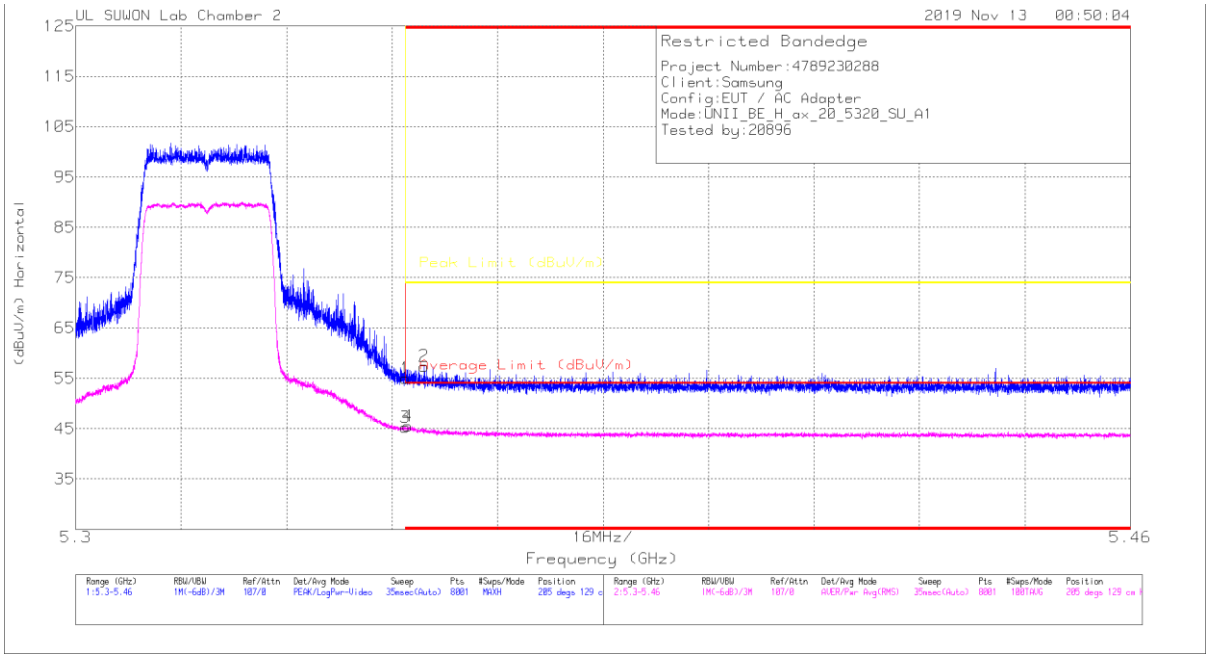

HORIZONTAL DATA

Trace Markers

Marker	Frequency (GHz)	Meter Reading (dBuV)	Det	3117_00168724	10dB_ATT[dB]	DC Corr (dB)	Corrected Reading (dBuV/m)	Average Limit (dBuV/m)	Margin (dB)	Peak Limit (dBuV/m)	PK Margin (dB)	Azimuth (Degs)	Height (cm)	Polarity
1	* 5.35002	38.65	Pk	34.5	-18.1	0	55.05	-	-	74	-18.95	205	129	H
2	* 5.35288	41.02	Pk	34.5	-18.1	0	57.42	-	-	74	-16.58	205	129	H
3	* 5.35002	28.45	RMS	34.5	-18.1	.39	45.24	54	-8.76	-	-	205	129	H
4	* 5.35038	28.73	RMS	34.5	-18.1	.39	45.52	54	-8.48	-	-	205	129	H

* - indicates frequency in CFR47 Pt 15 / IC RSS-Restricted Band
Pk - Peak detector
RMS - RMS detection

UL Korea, Ltd. Confidential
This report shall not be reproduced except in full, without the written approval of UL Korea, Ltd.

VERTICAL PEAK AND AVERAGE PLOT

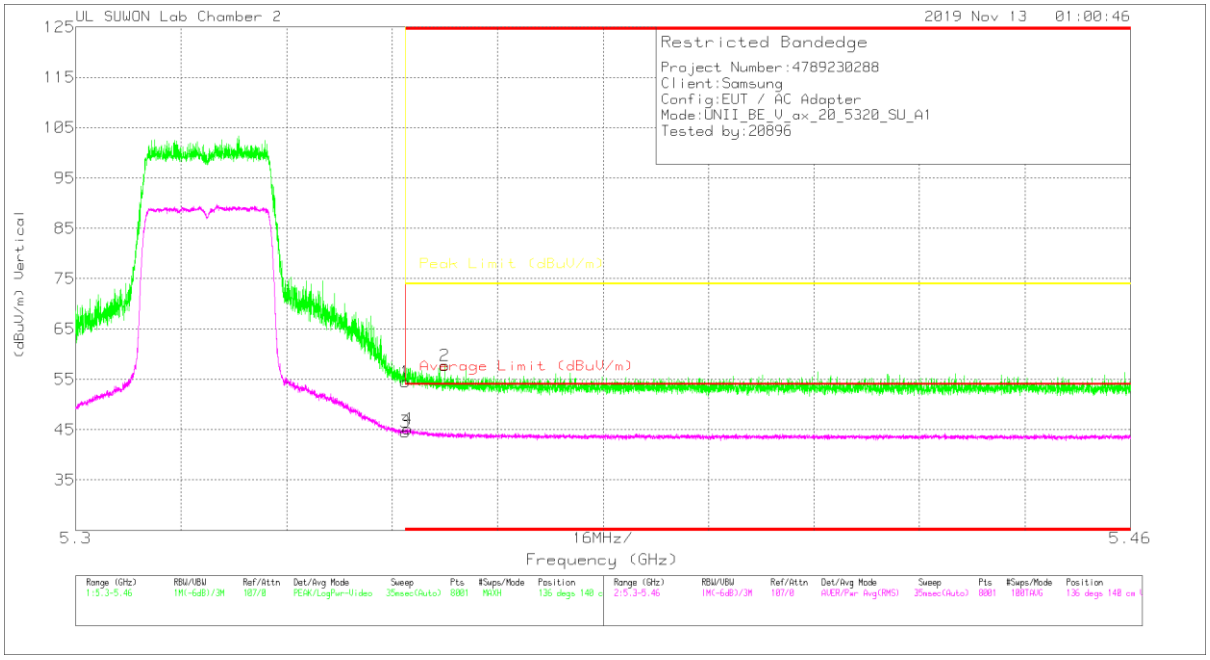

VERTICAL DATA

Trace Markers

Marker	Frequency (GHz)	Meter Reading (dBuV)	Det	3117_00168724	10dB_ATT[dB]	DC Corr (dB)	Corrected Reading (dBuV/m)	Average Limit (dBuV/m)	Margin (dB)	Peak Limit (dBuV/m)	PK Margin (dB)	Azimuth (Degs)	Height (cm)	Polarity
1	* 5.35002	38.13	Pk	34.5	-18.1	0	54.53	-	-	74	-19.47	136	140	V
2	* 5.35596	41.49	Pk	34.5	-18.2	0	57.79	-	-	74	-16.21	136	140	V
3	* 5.35002	27.79	RMS	34.5	-18.1	.39	44.58	54	-9.42	-	-	136	140	V
4	* 5.35042	28.32	RMS	34.5	-18.1	.39	45.11	54	-8.89	-	-	136	140	V

* - indicates frequency in CFR47 Pt 15 / IC RSS-Restricted Band
Pk - Peak detector
RMS - RMS detection

UL Korea, Ltd. Confidential
This report shall not be reproduced except in full, without the written approval of UL Korea, Ltd.

HE20 SU mode (ANT_2)

HORIZONTAL PEAK AND AVERAGE PLOT

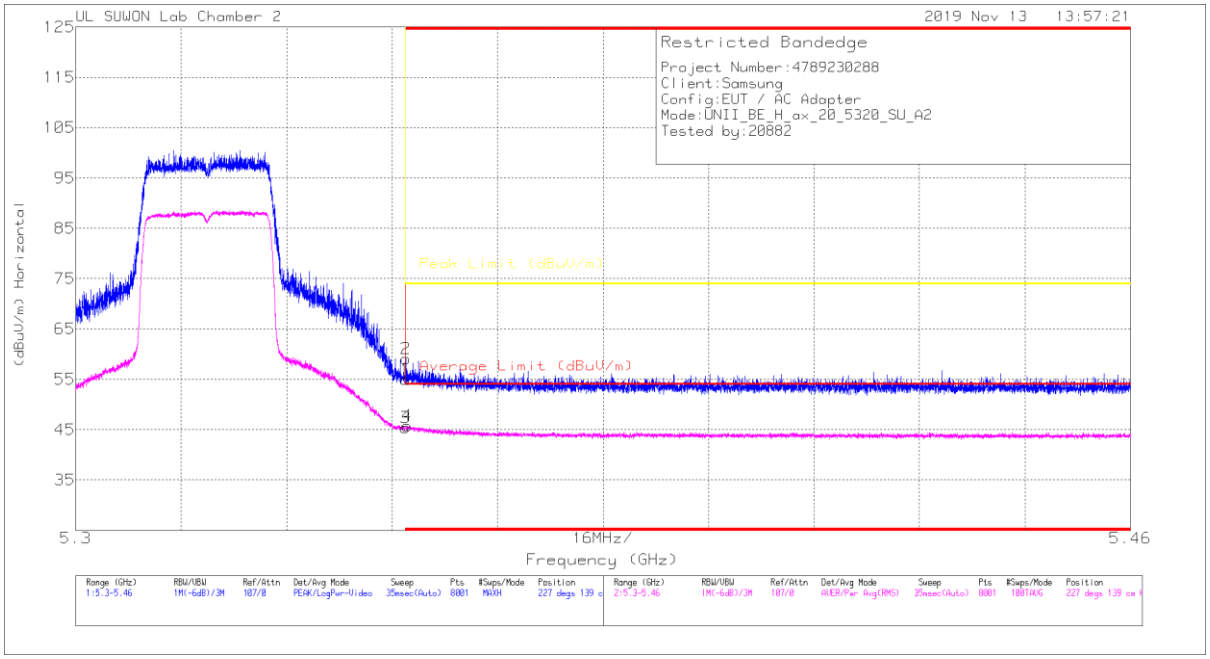

HORIZONTAL DATA

Trace Markers

Marker	Frequency (GHz)	Meter Reading (dBuV)	Det	3117_00168724	10dB_ATT[dB]	DC Corr (dB)	Corrected Reading (dBuV/m)	Average Limit (dBuV/m)	Margin (dB)	Peak Limit (dBuV/m)	PK Margin (dB)	Azimuth (Degs)	Height (cm)	Polarity
1	* 5.35002	38.56	Pk	34.5	-18.1	0	54.96	-	-	74	-19.04	227	139	H
2	* 5.3501	42.65	Pk	34.5	-18.1	0	59.05	-	-	74	-14.95	227	139	H
3	* 5.35002	28.55	RMS	34.5	-18.1	.39	45.34	54	-8.66	-	-	227	139	H
4	* 5.35026	28.94	RMS	34.5	-18.1	.39	45.73	54	-8.27	-	-	227	139	H

* - indicates frequency in CFR47 Pt 15 / IC RSS-Restricted Band
Pk - Peak detector
RMS - RMS detection

UL Korea, Ltd. Confidential
This report shall not be reproduced except in full, without the written approval of UL Korea, Ltd.

VERTICAL PEAK AND AVERAGE PLOT

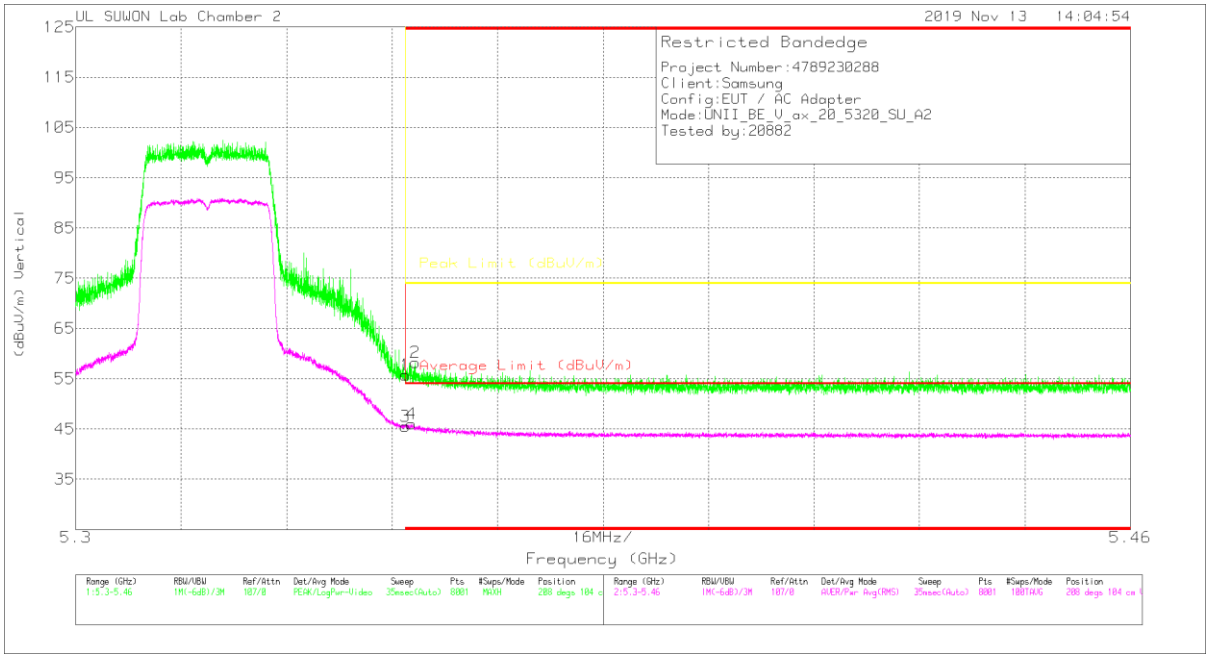

VERTICAL DATA

Trace Markers

Marker	Frequency (GHz)	Meter Reading (dBuV)	Det	3117_00168724	10dB_ATT[dB]	DC Corr (dB)	Corrected Reading (dBuV/m)	Average Limit (dBuV/m)	Margin (dB)	Peak Limit (dBuV/m)	PK Margin (dB)	Azimuth (Degs)	Height (cm)	Polarity
1	* 5.35002	39.29	Pk	34.5	-18.1	0	55.69	-	-	74	-18.31	208	104	V
2	* 5.35148	41.83	Pk	34.5	-18.1	0	58.23	-	-	74	-15.77	208	104	V
3	* 5.35002	28.74	RMS	34.5	-18.1	.39	45.53	54	-8.47	-	-	208	104	V
4	* 5.35098	29.18	RMS	34.5	-18.1	.39	45.97	54	-8.03	-	-	208	104	V

* - indicates frequency in CFR47 Pt 15 / IC RSS-Restricted Band
Pk - Peak detector
RMS - RMS detection

UL Korea, Ltd. Confidential
This report shall not be reproduced except in full, without the written approval of UL Korea, Ltd.

HE40 SU mode (ANT_1)

HORIZONTAL PEAK AND AVERAGE PLOT

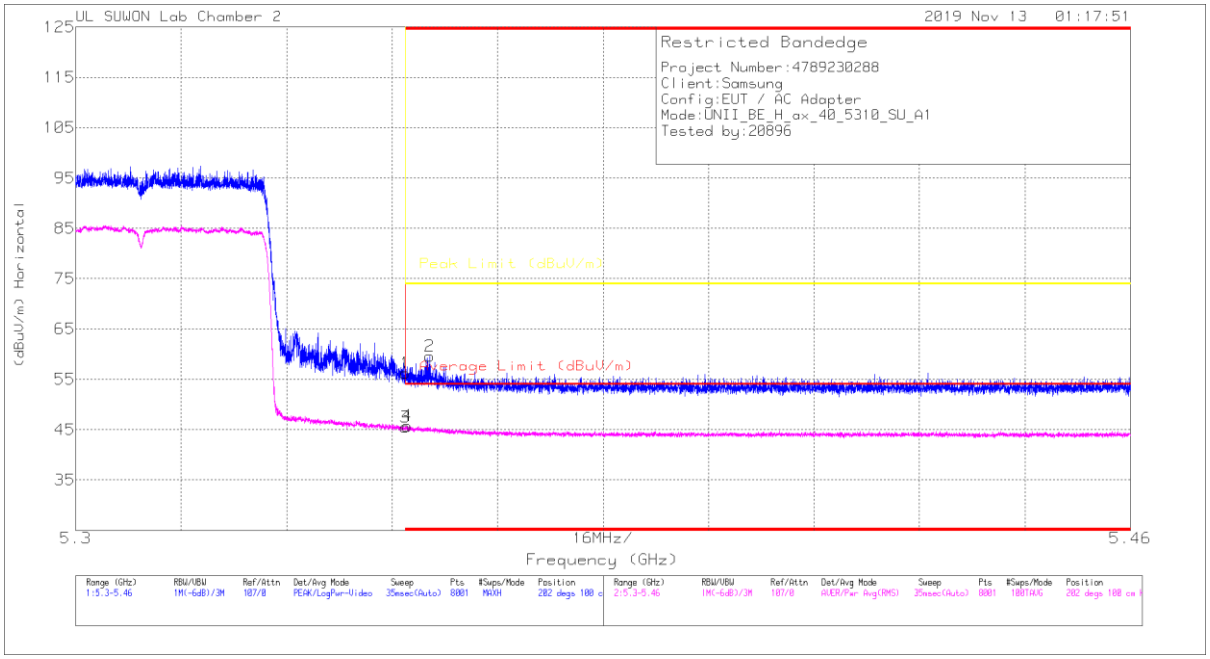

HORIZONTAL DATA

Trace Markers

\

Marker	Frequency (GHz)	Meter Reading (dBuV)	Det	3117_00168724	10dB_ATT[dB]	DC Corr (dB)	Corrected Reading (dBuV/m)	Average Limit (dBuV/m)	Margin (dB)	Peak Limit (dBuV/m)	PK Margin (dB)	Azimuth (Degs)	Height (cm)	Polarity
1	* 5.35002	39.89	Pk	34.5	-18.1	0	56.29	-	-	74	-17.71	202	100	H
2	* 5.35374	43.27	Pk	34.5	-18.2	0	59.57	-	-	74	-14.43	202	100	H
3	* 5.35002	28.35	RMS	34.5	-18.1	.72	45.47	54	-8.53	-	-	202	100	H
4	* 5.35026	28.59	RMS	34.5	-18.1	.72	45.71	54	-8.29	-	-	202	100	H

* - indicates frequency in CFR47 Pt 15 / IC RSS-Restricted Band
Pk - Peak detector
RMS - RMS detection

UL Korea, Ltd. Confidential
This report shall not be reproduced except in full, without the written approval of UL Korea, Ltd.

VERTICAL PEAK AND AVERAGE PLOT

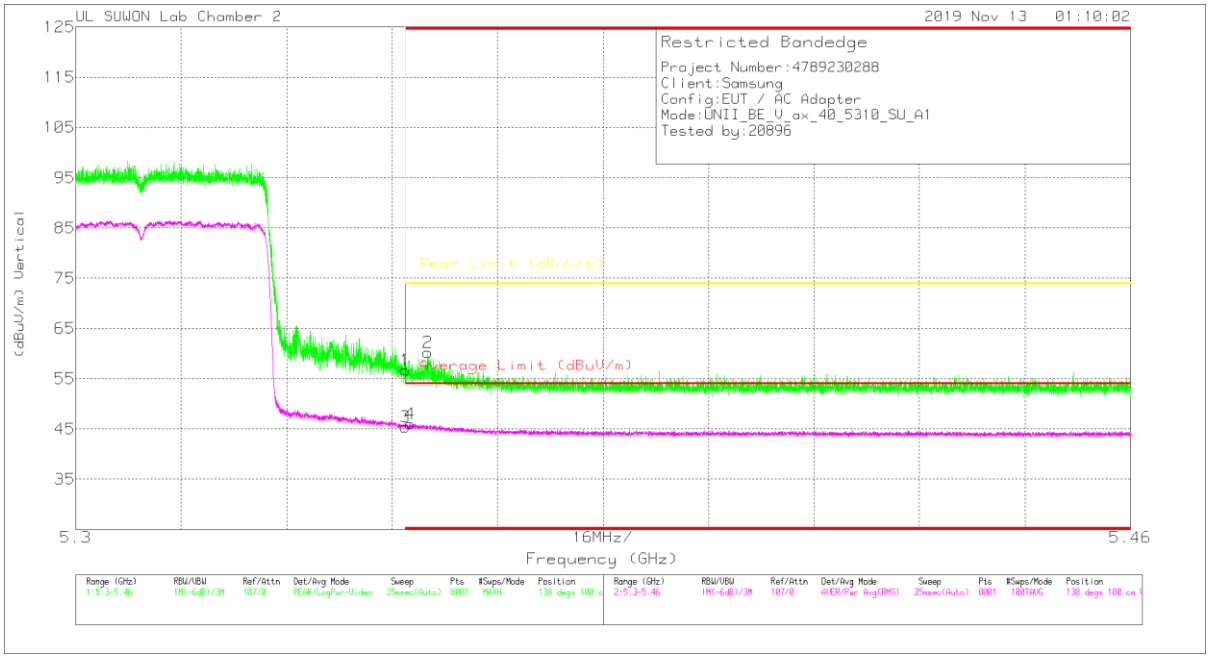

VERTICAL DATA

Trace Markers

Marker	Frequency (GHz)	Meter Reading (dBuV)	Det	3117_00168724	10dB_ATT[dB]	DC Corr (dB)	Corrected Reading (dBuV/m)	Average Limit (dBuV/m)	Margin (dB)	Peak Limit (dBuV/m)	PK Margin (dB)	Azimuth (Degs)	Height (cm)	Polarity
1	* 5.35002	40.35	Pk	34.5	-18.1	0	56.75	-	-	74	-17.25	138	100	V
2	* 5.35338	43.94	Pk	34.5	-18.2	0	60.24	-	-	74	-13.76	138	100	V
3	* 5.35002	28.22	RMS	34.5	-18.1	.72	45.34	54	-8.66	-	-	138	100	V
4	* 5.35072	28.9	RMS	34.5	-18.1	.72	46.02	54	-7.98	-	-	138	100	V

* - indicates frequency in CFR47 Pt 15 / IC RSS-Restricted Band
Pk - Peak detector
RMS - RMS detection

UL Korea, Ltd. Confidential
This report shall not be reproduced except in full, without the written approval of UL Korea, Ltd.

HE40 SU mode (ANT_2)

HORIZONTAL PEAK AND AVERAGE PLOT

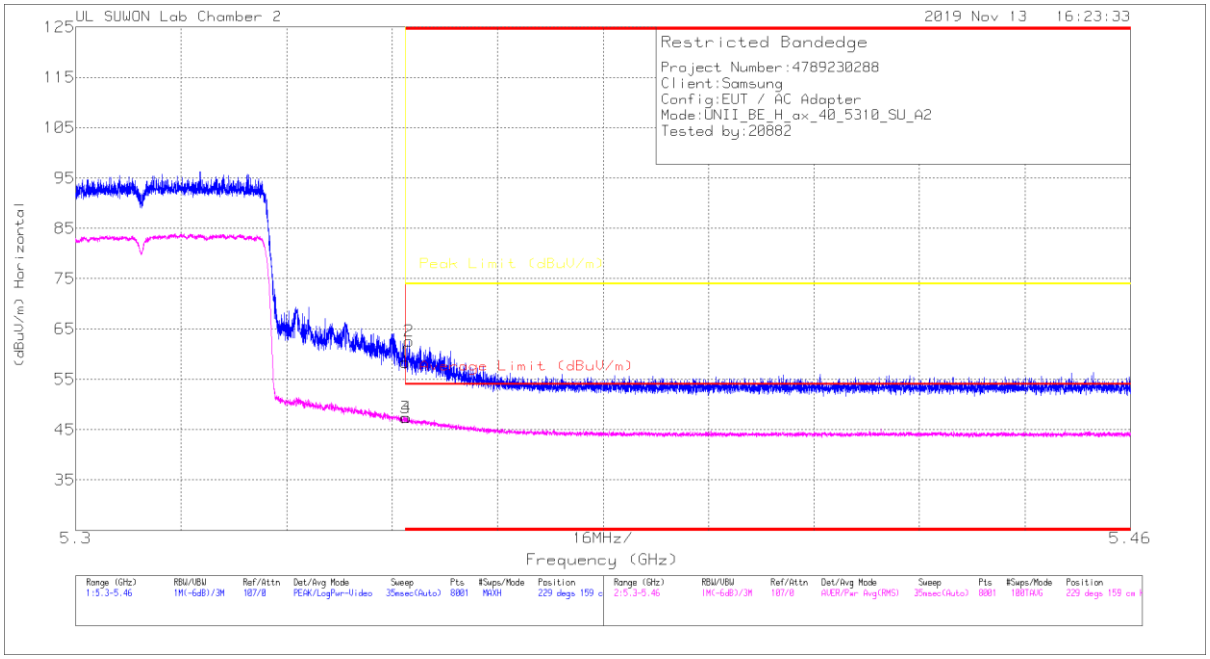

HORIZONTAL DATA

Trace Markers

Marker	Frequency (GHz)	Meter Reading (dBuV)	Det	3117_00168724	10dB_ATT[dB]	DC Corr (dB)	Corrected Reading (dBuV/m)	Average Limit (dBuV/m)	Margin (dB)	Peak Limit (dBuV/m)	PK Margin (dB)	Azimuth (Degs)	Height (cm)	Polarity
1	* 5.35002	41.97	Pk	34.5	-18.1	0	58.37	-	-	74	-15.63	229	159	H
2	* 5.3506	46.14	Pk	34.5	-18.1	0	62.54	-	-	74	-11.46	229	159	H
3	* 5.35002	30.23	RMS	34.5	-18.1	.72	47.35	54	-6.65	-	-	229	159	H
4	* 5.35018	30.25	RMS	34.5	-18.1	.72	47.37	54	-6.63	-	-	229	159	H

* - indicates frequency in CFR47 Pt 15 / IC RSS-Restricted Band
Pk - Peak detector
RMS - RMS detection

UL Korea, Ltd. Confidential
This report shall not be reproduced except in full, without the written approval of UL Korea, Ltd.

VERTICAL PEAK AND AVERAGE PLOT

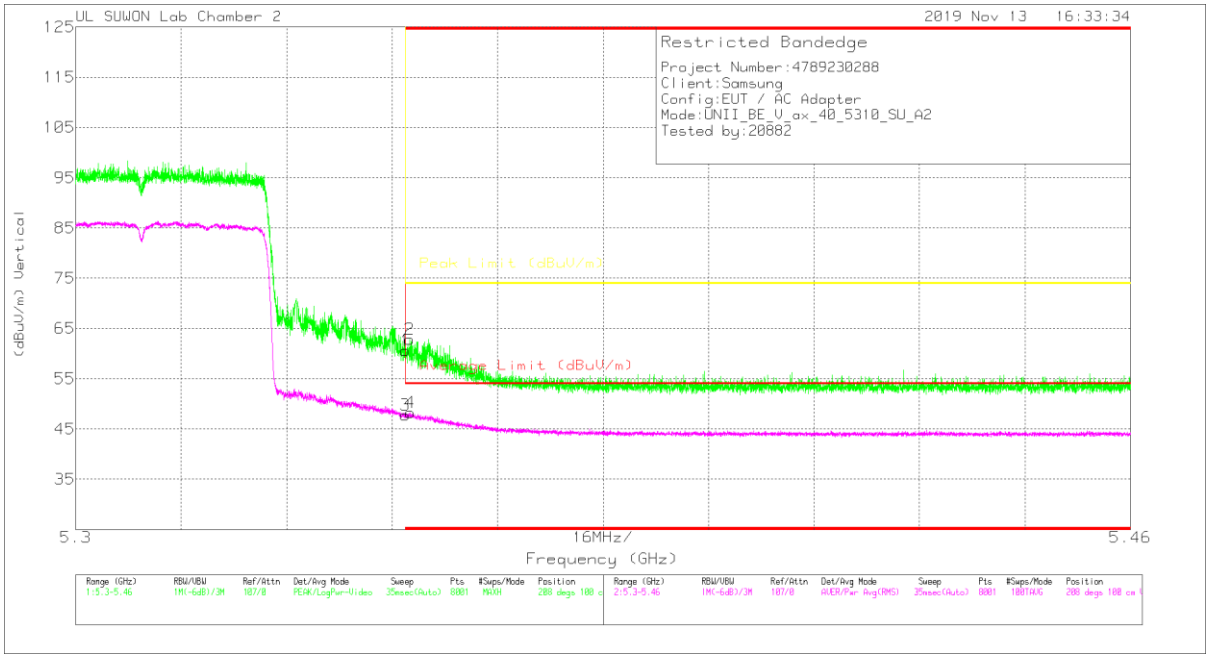

VERTICAL DATA

Trace Markers

Marker	Frequency (GHz)	Meter Reading (dBuV)	Det	3117_00168724	10dB_ATT[dB]	DC Corr (dB)	Corrected Reading (dBuV/m)	Average Limit (dBuV/m)	Margin (dB)	Peak Limit (dBuV/m)	PK Margin (dB)	Azimuth (Degs)	Height (cm)	Polarity
1	* 5.35002	44.19	Pk	34.5	-18.1	0	60.59	-	-	74	-13.41	208	100	V
2	* 5.35068	46.49	Pk	34.5	-18.1	0	62.89	-	-	74	-11.11	208	100	V
3	* 5.35002	30.64	RMS	34.5	-18.1	.72	47.76	54	-6.24	-	-	208	100	V
4	* 5.35076	31.09	RMS	34.5	-18.1	.72	48.21	54	-5.79	-	-	208	100	V

* - indicates frequency in CFR47 Pt 15 / IC RSS-Restricted Band
Pk - Peak detector
RMS - RMS detection

UL Korea, Ltd. Confidential
This report shall not be reproduced except in full, without the written approval of UL Korea, Ltd.

HE80 SU mode (ANT_1)

HORIZONTAL PEAK AND AVERAGE PLOT

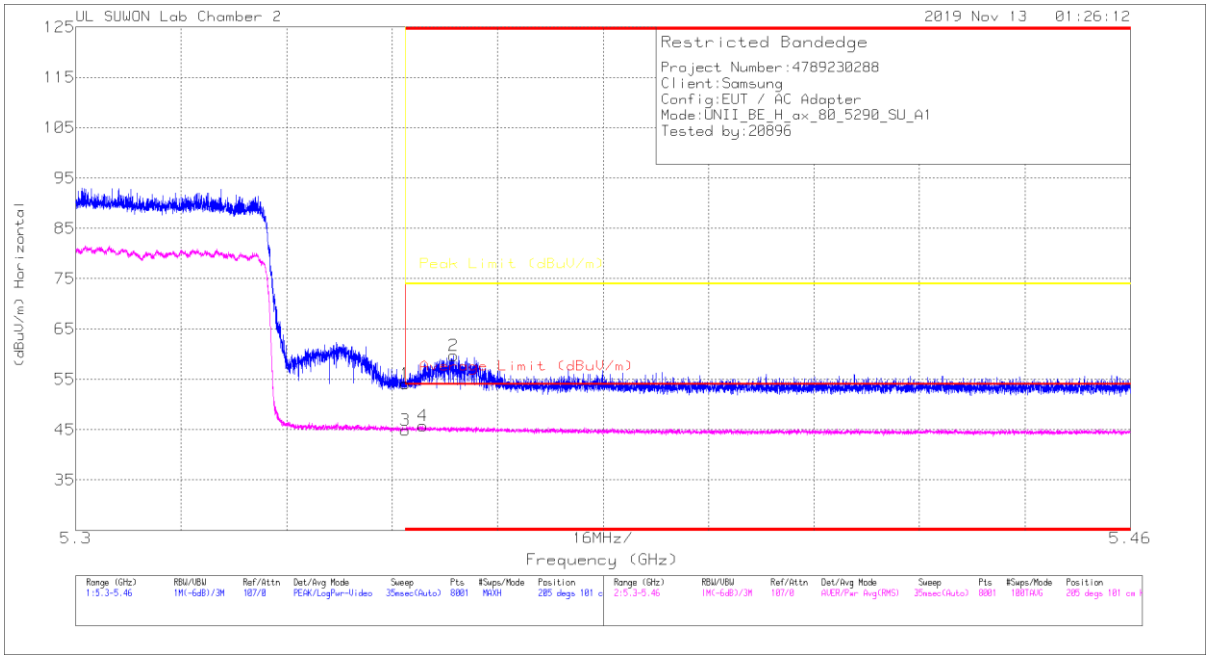

HORIZONTAL DATA

Trace Markers

Marker	Frequency (GHz)	Meter Reading (dBuV)	Det	3117_00168724	10dB_ATT[dB]	DC Corr (dB)	Corrected Reading (dBuV/m)	Average Limit (dBuV/m)	Margin (dB)	Peak Limit (dBuV/m)	PK Margin (dB)	Azimuth (Degs)	Height (cm)	Polarity
1	* 5.35002	37.74	Pk	34.5	-18.1	0	54.14	-	-	74	-19.86	205	101	H
2	* 5.3573	43.38	Pk	34.5	-18.1	0	59.78	-	-	74	-14.22	205	101	H
3	* 5.35002	27.23	RMS	34.5	-18.1	1.25	44.88	54	-9.12	-	-	205	101	H
4	* 5.35262	28.12	RMS	34.5	-18.1	1.25	45.77	54	-8.23	-	-	205	101	H

* - indicates frequency in CFR47 Pt 15 / IC RSS-Restricted Band
Pk - Peak detector
RMS - RMS detection

UL Korea, Ltd. Confidential
This report shall not be reproduced except in full, without the written approval of UL Korea, Ltd.

VERTICAL PEAK AND AVERAGE PLOT

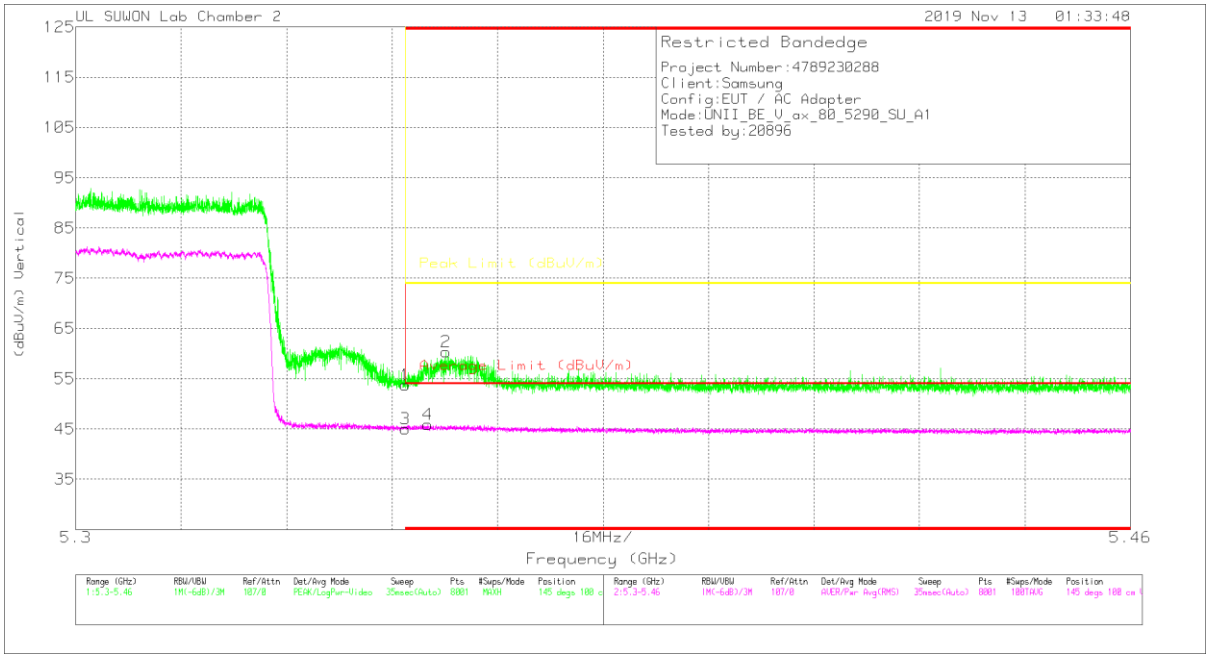

VERTICAL DATA

Trace Markers

Marker	Frequency (GHz)	Meter Reading (dBuV)	Det	3117_00168724	10dB_ATT[dB]	DC Corr (dB)	Corrected Reading (dBuV/m)	Average Limit (dBuV/m)	Margin (dB)	Peak Limit (dBuV/m)	PK Margin (dB)	Azimuth (Degs)	Height (cm)	Polarity
1	* 5.35002	37.37	Pk	34.5	-18.1	0	53.77	-	-	74	-20.23	145	100	V
2	* 5.35614	44.1	Pk	34.5	-18.2	0	60.4	-	-	74	-13.6	145	100	V
3	* 5.35002	27.38	RMS	34.5	-18.1	1.25	45.03	54	-8.97	-	-	145	100	V
4	* 5.35346	28.35	RMS	34.5	-18.2	1.25	45.9	54	-8.1	-	-	145	100	V

* - indicates frequency in CFR47 Pt 15 / IC RSS-Restricted Band
Pk - Peak detector
RMS - RMS detection

UL Korea, Ltd. Confidential
This report shall not be reproduced except in full, without the written approval of UL Korea, Ltd.

HE80 SU mode (ANT_2)

HORIZONTAL PEAK AND AVERAGE PLOT

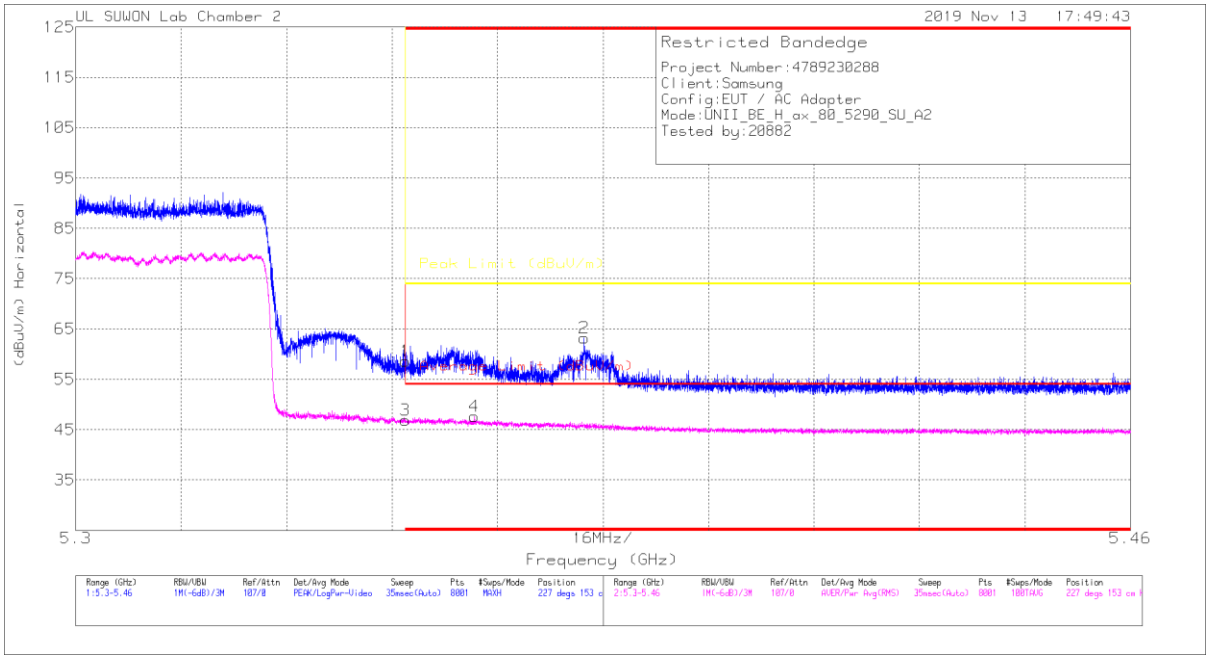

HORIZONTAL DATA

Trace Markers

Marker	Frequency (GHz)	Meter Reading (dBuV)	Det	3117_00168724	10dB_ATT[dB]	DC Corr (dB)	Corrected Reading (dBuV/m)	Average Limit (dBuV/m)	Margin (dB)	Peak Limit (dBuV/m)	PK Margin (dB)	Azimuth (Degs)	Height (cm)	Polarity
1	* 5.35002	42.25	Pk	34.5	-18.1	0	58.65	-	-	74	-15.35	227	153	H
2	* 5.37714	46.93	Pk	34.5	-18.2	0	63.23	-	-	74	-10.77	227	153	H
3	* 5.35002	29.2	RMS	34.5	-18.1	1.25	46.85	54	-7.15	-	-	227	153	H
4	* 5.3605	29.94	RMS	34.5	-18.1	1.25	47.59	54	-6.41	-	-	227	153	H

* - indicates frequency in CFR47 Pt 15 / IC RSS-Restricted Band
Pk - Peak detector
RMS - RMS detection

UL Korea, Ltd. Confidential
This report shall not be reproduced except in full, without the written approval of UL Korea, Ltd.

VERTICAL PEAK AND AVERAGE PLOT

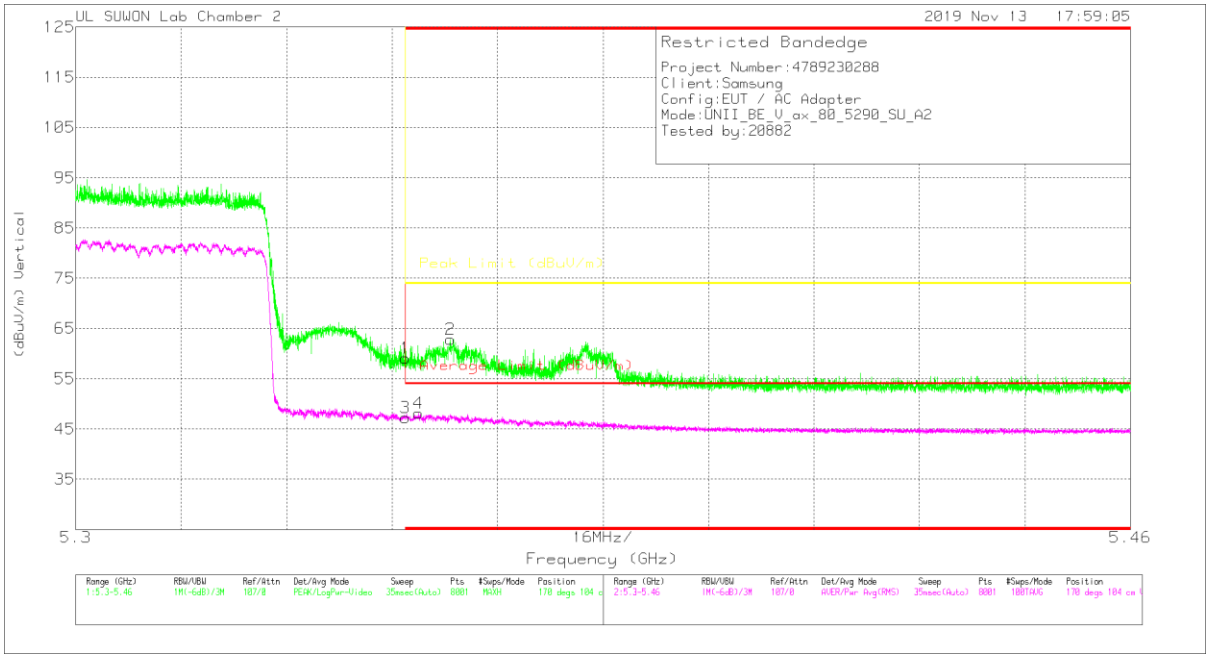

VERTICAL DATA

Trace Markers

Marker	Frequency (GHz)	Meter Reading (dBuV)	Det	3117_00168724	10dB_ATT[dB]	DC Corr (dB)	Corrected Reading (dBuV/m)	Average Limit (dBuV/m)	Margin (dB)	Peak Limit (dBuV/m)	PK Margin (dB)	Azimuth (Degs)	Height (cm)	Polarity
1	* 5.35002	42.65	Pk	34.5	-18.1	0	59.05	-	-	74	-14.95	170	104	V
2	* 5.35682	46.46	Pk	34.5	-18.1	0	62.86	-	-	74	-11.14	170	104	V
3	* 5.35002	29.63	RMS	34.5	-18.1	1.25	47.28	54	-6.72	-	-	170	104	V
4	* 5.35202	30.52	RMS	34.5	-18.1	1.25	48.17	54	-5.83	-	-	170	104	V

* - indicates frequency in CFR47 Pt 15 / IC RSS-Restricted Band
Pk - Peak detector
RMS - RMS detection

UL Korea, Ltd. Confidential
This report shall not be reproduced except in full, without the written approval of UL Korea, Ltd.

11.1.4. HARMONICS AND SPURIOUS EMISSIONS_5.3GHz BAND

HE20 SU mode (ANT_1)

LOW CHANNEL HORIZONTAL

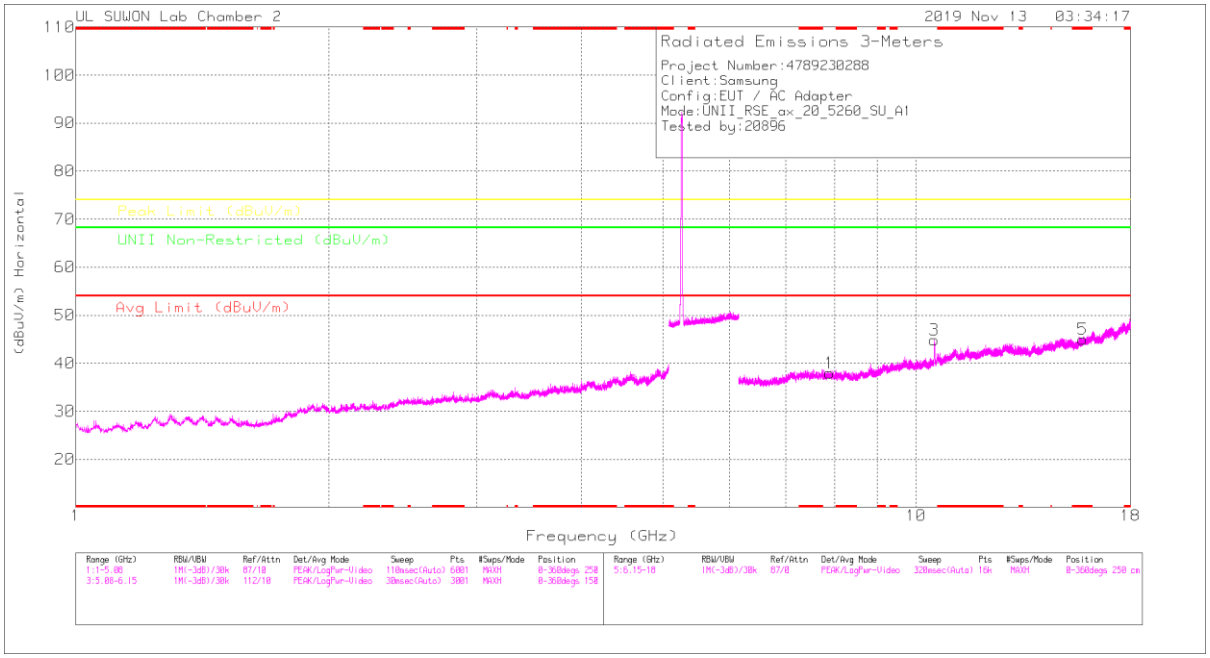

LOW CHANNEL VERTICAL

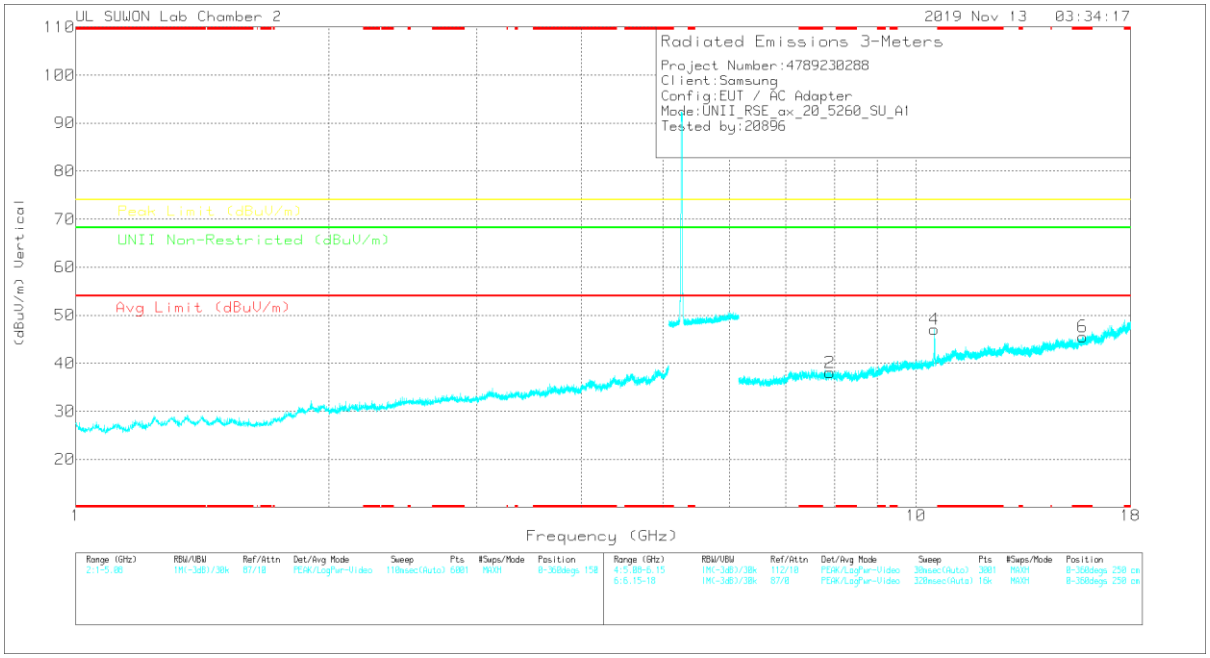

Note: Emission was scanned up to 40GHz; No emissions were detected above the noise floor which was at least 20dB below the specification limit.

UL Korea, Ltd. Confidential
This report shall not be reproduced except in full, without the written approval of UL Korea, Ltd.

LOW CHANNEL DATA

Trace Markers

Marker	Frequency (GHz)	Meter Reading (dBuV)	Det	3117_00168724	6GHz_HP[dB]	DC Corr (dB)	Corrected Reading (dBuV/m)	Avg Limit (dBuV/m)	Margin (dB)	Peak Limit (dBuV/m)	Margin (dB)	UNII Non-Restricted (dBuV/m)	Margin (dB)	Azimuth (Degs)	Height (cm)	Polarity
1	7.8911	26.18	PK	35.9	-24.1	0	37.98	-	-	-	-	68.2	-30.22	0-360	250	H
3	10.51645	27.53	PK	37.7	-20.4	0	44.83	-	-	-	-	68.2	-23.37	0-360	150	H
5	* 15.79678	24.51	PK	40.3	-19.8	0	45.01	-	-	74	-28.99	-	-	0-360	250	H
2	7.89925	26.22	PK	35.9	-24.1	0	38.02	-	-	-	-	68.2	-30.18	0-360	150	V
4	10.51942	29.82	PK	37.7	-20.4	0	47.12	-	-	-	-	68.2	-21.08	0-360	250	V
6	* 15.78641	25.17	PK	40.3	-19.9	0	45.57	-	-	74	-28.43	-	-	0-360	150	V

* - indicates frequency in CFR47 Pt 15 / IC RSS-Restricted Band
PK – Peak Detector

Radiated Emissions

Frequency (GHz)	Meter Reading (dBuV)	Det	3117_00168724	6GHz_HP[dB]	DC Corr (dB)	Corrected Reading (dBuV/m)	Avg Limit (dBuV/m)	Margin (dB)	Peak Limit (dBuV/m)	Margin (dB)	UNII Non-Restricted (dBuV/m)	Margin (dB)	Azimuth (Degs)	Height (cm)	Polarity
7.89144	36.48	PK-U	35.9	-24.1	0	48.28	-	-	-	-	68.2	-19.92	0	100	H
7.89038	37.48	PK-U	35.9	-24.2	0	49.18	-	-	-	-	68.2	-19.02	0	100	V
10.51881	40.5	PK-U	37.7	-20.4	0	57.8	-	-	-	-	68.2	-10.4	184	113	H
10.51177	42.31	PK-U	37.7	-20.5	0	59.51	-	-	-	-	68.2	-8.69	195	342	V
* 15.79683	34.38	PK-U	40.3	-19.8	0	54.88	-	-	74	-19.12	-	-	360	100	H
* 15.79655	34.37	PK-U	40.3	-19.8	0	54.87	-	-	74	-19.13	-	-	360	100	V

* - indicates frequency in CFR47 Pt 15 / IC RSS-Restricted Band
PK-U - U-NII: Maximum Peak

UL Korea, Ltd. Confidential
This report shall not be reproduced except in full, without the written approval of UL Korea, Ltd.

MID CHANNEL HORIZONTAL

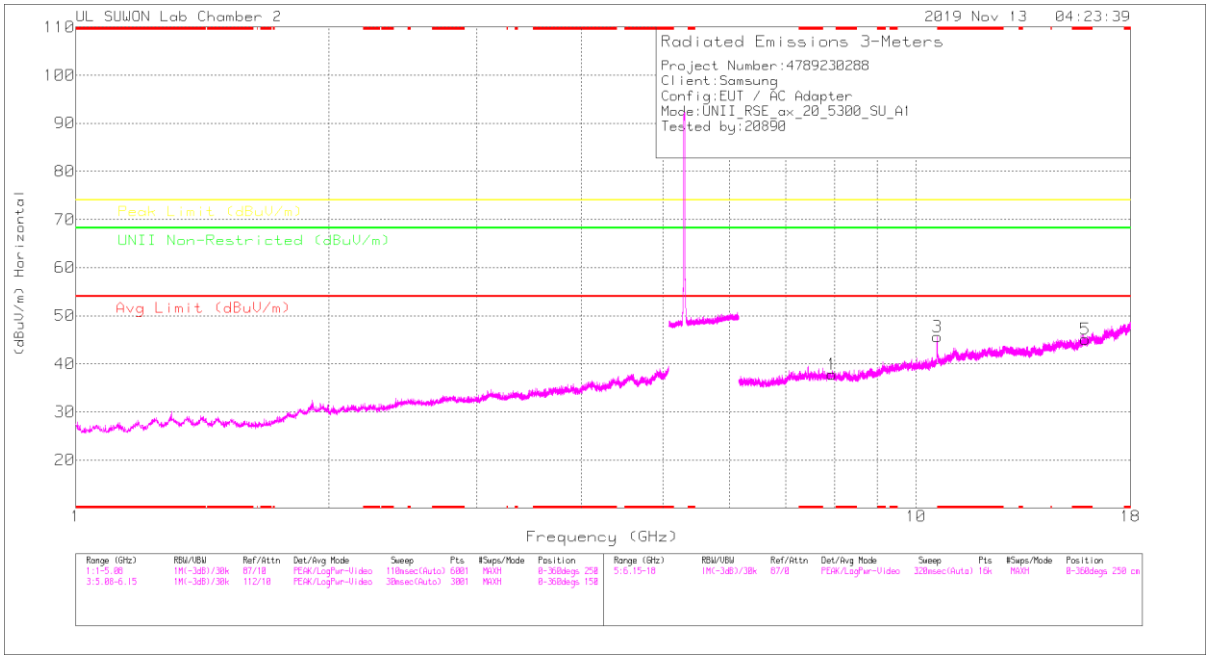

MID CHANNEL VERTICAL

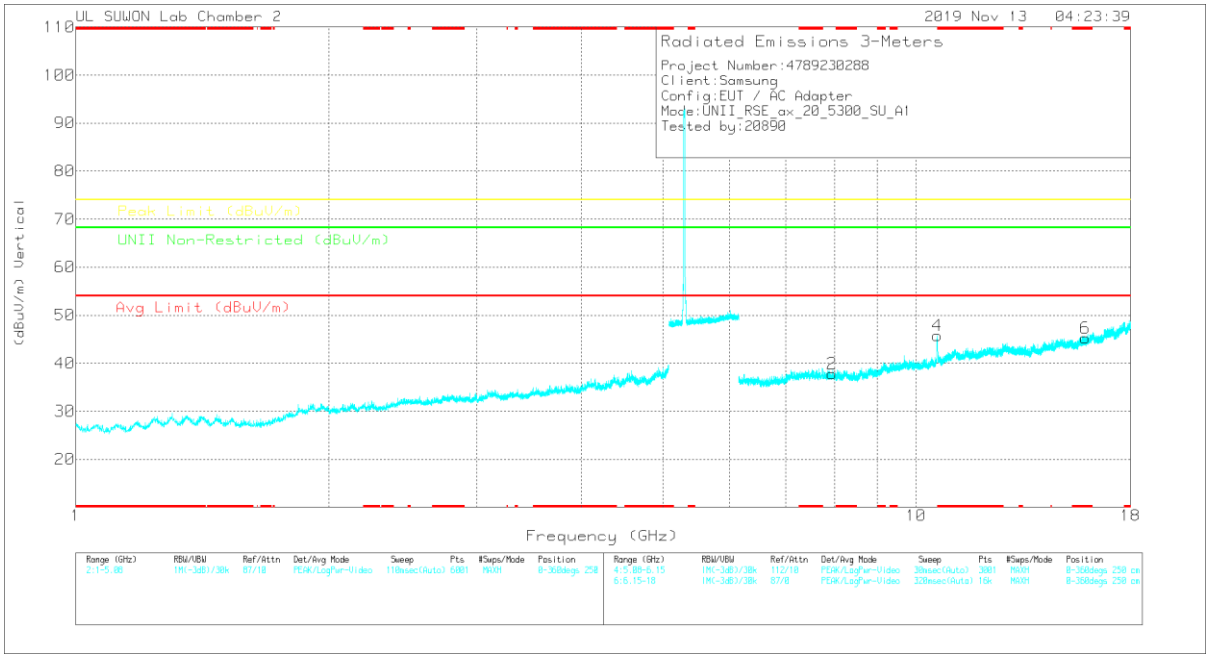

Note: Emission was scanned up to 40GHz; No emissions were detected above the noise floor which was at least 20dB below the specification limit.

UL Korea, Ltd. Confidential
This report shall not be reproduced except in full, without the written approval of UL Korea, Ltd.

MID CHANNEL DATA

Trace Markers

Marker	Frequency (GHz)	Meter Reading (dBuV)	Det	3117_00168724	6GHz_HP[dB]	DC Corr (dB)	Corrected Reading (dBuV/m)	Avg Limit (dBuV/m)	Margin (dB)	Peak Limit (dBuV/m)	Margin (dB)	UNII Non-Restricted (dBuV/m)	Margin (dB)	Azimuth (Degs)	Height (cm)	Polarity
1	7.94961	25.56	PK	35.9	-23.6	0	37.86	-	-	-	-	68.2	-30.34	0-360	150	H
3	* 10.60014	27.07	PK	37.8	-19.2	0	45.67	-	-	74	-28.33	-	-	0-360	250	H
5	* 15.89898	24.07	PK	40.5	-19.5	0	45.07	-	-	74	-28.93	-	-	0-360	250	H
2	7.95109	25.52	PK	35.9	-23.6	0	37.82	-	-	-	-	68.2	-30.38	0-360	150	V
4	10.59644	27.26	PK	37.8	-19.3	0	45.76	-	-	-	-	68.2	-22.44	0-360	250	V
6	* 15.90194	24.25	PK	40.5	-19.5	0	45.25	-	-	74	-28.75	-	-	0-360	250	V

* - indicates frequency in CFR47 Pt 15 / IC RSS-Restricted Band
PK – Peak Detector

Radiated Emissions

Frequency (GHz)	Meter Reading (dBuV)	Det	3117_00168724	6GHz_HP[dB]	DC Corr (dB)	Corrected Reading (dBuV/m)	Avg Limit (dBuV/m)	Margin (dB)	Peak Limit (dBuV/m)	Margin (dB)	UNII Non-Restricted (dBuV/m)	Margin (dB)	Azimuth (Degs)	Height (cm)	Polarity
7.95083	36.01	PK-U	35.9	-23.6	0	48.31	-	-	-	-	68.2	-19.89	360	100	H
7.95059	36.5	PK-U	35.9	-23.6	0	48.8	-	-	-	-	68.2	-19.4	360	100	V
* 10.60068	37.48	PK-U	37.8	-19.2	0	56.08	-	-	74	-17.92	-	-	190	252	H
* 10.60144	25.52	ADR	37.8	-19.2	.39	44.51	54	-9.49	-	-	-	-	190	252	H
* 10.6005	39.09	PK-U	37.8	-19.2	0	57.69	-	-	74	-16.31	-	-	199	347	V
* 10.60008	26.18	ADR	37.8	-19.2	.39	45.17	54	-8.83	-	-	-	-	199	347	V
* 15.90041	34.19	PK-U	40.5	-19.4	0	55.29	-	-	74	-18.71	-	-	360	100	H
* 15.89843	33.98	PK-U	40.5	-19.5	0	54.98	-	-	74	-19.02	-	-	360	100	V

* - indicates frequency in CFR47 Pt 15 / IC RSS-Restricted Band
PK-U - U-NII: Maximum Peak
ADR - U-NII AD primary method, RMS average

UL Korea, Ltd. Suwon Laboratory FORM ID: FCC_15E(03)
218 Maeyeong-ro, Yeongtong-gu, Suwon-si, Gyeonggi-do, 16675 Korea TEL: (031) 337-9902,FAX: (031) 213-5433
UL Korea, Ltd. Confidential
This report shall not be reproduced except in full, without the written approval of UL Korea, Ltd.

HIGH CHANNEL HORIZONTAL

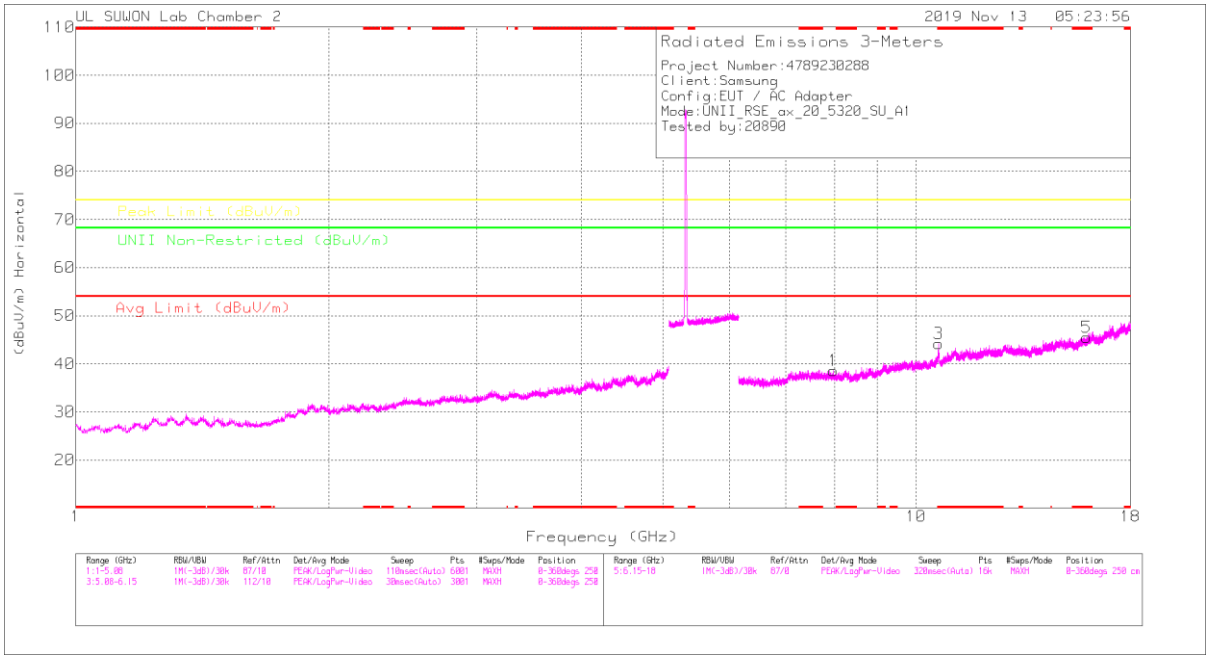

HIGH CHANNEL VERTICAL

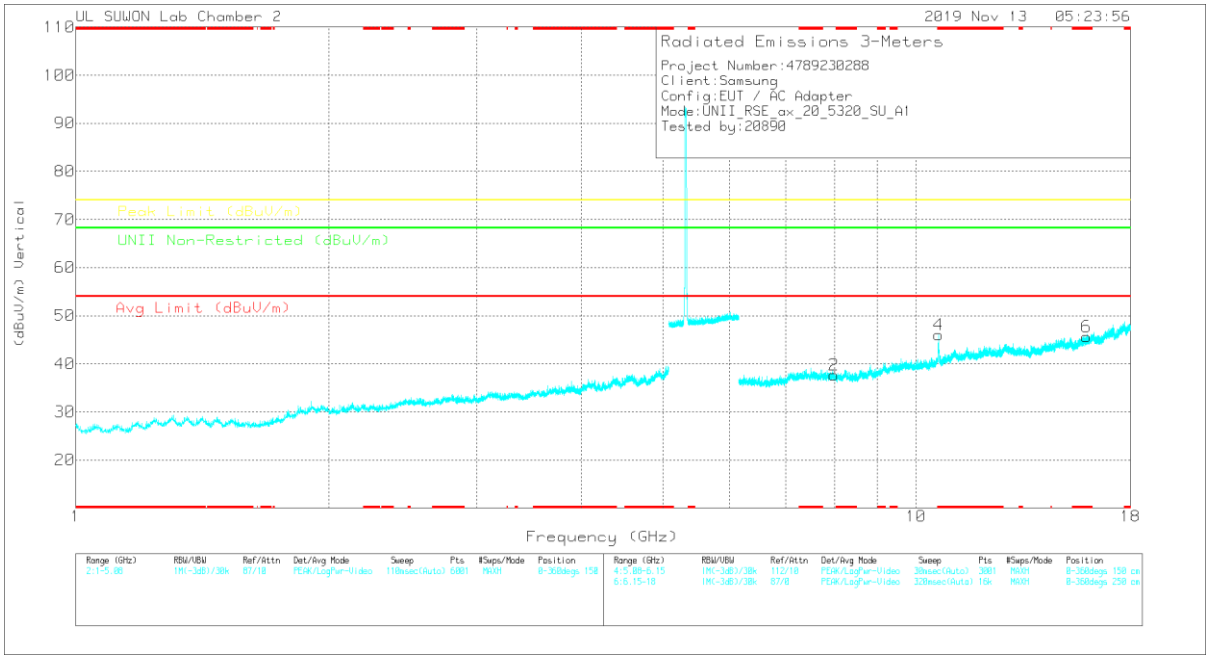

Note: Emission was scanned up to 40GHz; No emissions were detected above the noise floor which was at least 20dB below the specification limit.

UL Korea, Ltd. Confidential
This report shall not be reproduced except in full, without the written approval of UL Korea, Ltd.

HIGH CHANNEL DATA

Trace Markers

Marker	Frequency (GHz)	Meter Reading (dBuV)	Det	3117_00168724	6GHz_HP[dB]	DC Corr (dB)	Corrected Reading (dBuV/m)	Avg Limit (dBuV/m)	Margin (dB)	Peak Limit (dBuV/m)	Margin (dB)	UNII Non-Restricted (dBuV/m)	Margin (dB)	Azimuth (Degs)	Height (cm)	Polarity
1	7.97849	26.36	PK	35.9	-23.7	0	38.56	-	-	-	-	68.2	-29.64	0-360	250	H
3	* 10.64087	25.94	PK	37.8	-19.5	0	44.24	-	-	74	-29.76	-	-	0-360	250	H
5	* 15.95601	24.55	PK	40.5	-19.5	0	45.55	-	-	74	-28.45	-	-	0-360	250	H
2	7.98293	25.43	PK	35.9	-23.7	0	37.63	-	-	-	-	68.2	-30.57	0-360	150	V
4	* 10.64087	27.78	PK	37.8	-19.5	0	46.08	-	-	74	-27.92	-	-	0-360	250	V
6	* 15.95675	24.67	PK	40.5	-19.5	0	45.67	-	-	74	-28.33	-	-	0-360	250	V

* - indicates frequency in CFR47 Pt 15 / IC RSS-Restricted Band
PK – Peak Detector

Radiated Emissions

Frequency (GHz)	Meter Reading (dBuV)	Det	3117_00168724	6GHz_HP[dB]	DC Corr (dB)	Corrected Reading (dBuV/m)	Avg Limit (dBuV/m)	Margin (dB)	Peak Limit (dBuV/m)	Margin (dB)	UNII Non-Restricted (dBuV/m)	Margin (dB)	Azimuth (Degs)	Height (cm)	Polarity
7.97903	36.1	PK-U	35.9	-23.7	0	48.3	-	-	-	-	68.2	-19.9	360	100	H
7.97788	36.36	PK-U	35.9	-23.7	0	48.56	-	-	-	-	68.2	-19.64	360	100	V
* 10.63999	38.07	PK-U	37.8	-19.5	0	56.37	-	-	74	-17.63	-	-	187	258	H
* 10.63971	24.53	ADR	37.8	-19.5	.39	43.22	54	-10.78	-	-	-	-	187	258	H
* 10.63773	39.85	PK-U	37.8	-19.4	0	58.25	-	-	74	-15.75	-	-	164	258	V
* 10.63907	25.95	ADR	37.8	-19.5	.39	44.64	54	-9.36	-	-	-	-	164	258	V
* 15.9564	34.33	PK-U	40.5	-19.5	0	55.33	-	-	74	-18.67	-	-	0	100	H
* 15.9563	34.3	PK-U	40.5	-19.5	0	55.3	-	-	74	-18.7	-	-	0	100	V

* - indicates frequency in CFR47 Pt 15 / IC RSS-Restricted Band
PK-U - U-NII: Maximum Peak
ADR - U-NII AD primary method, RMS average

UL Korea, Ltd. Confidential
This report shall not be reproduced except in full, without the written approval of UL Korea, Ltd.

HE20 SU mode (ANT_2)

LOW CHANNEL HORIZONTAL

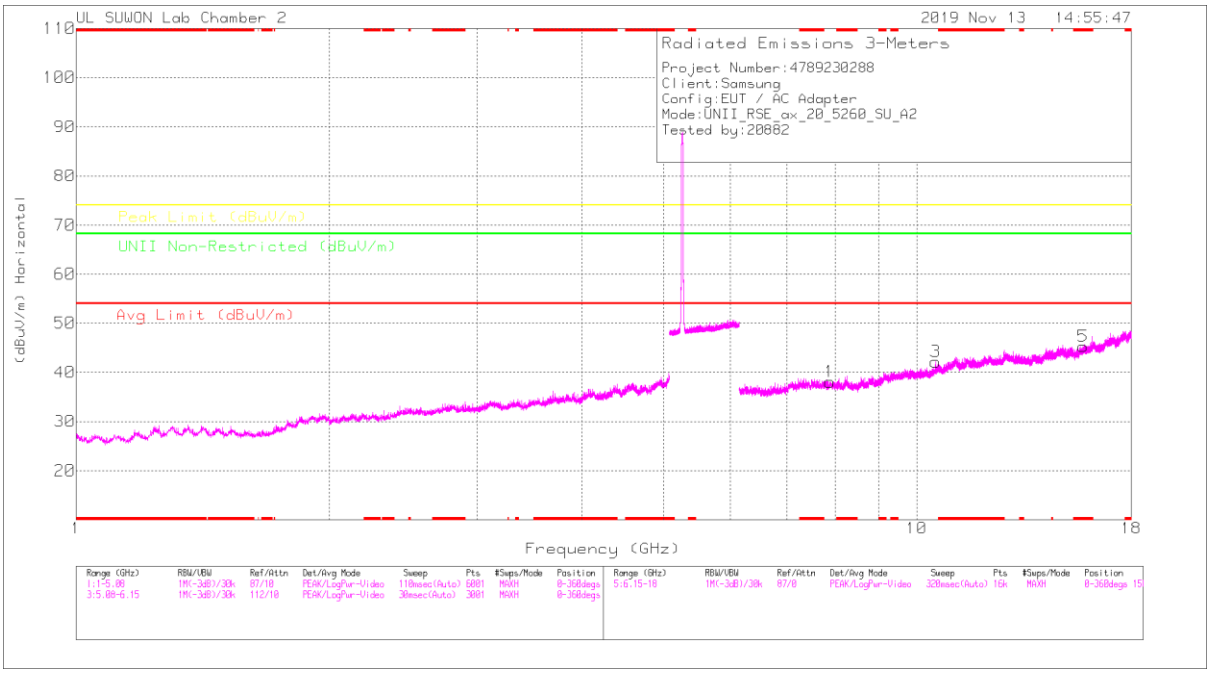

LOW CHANNEL VERTICAL

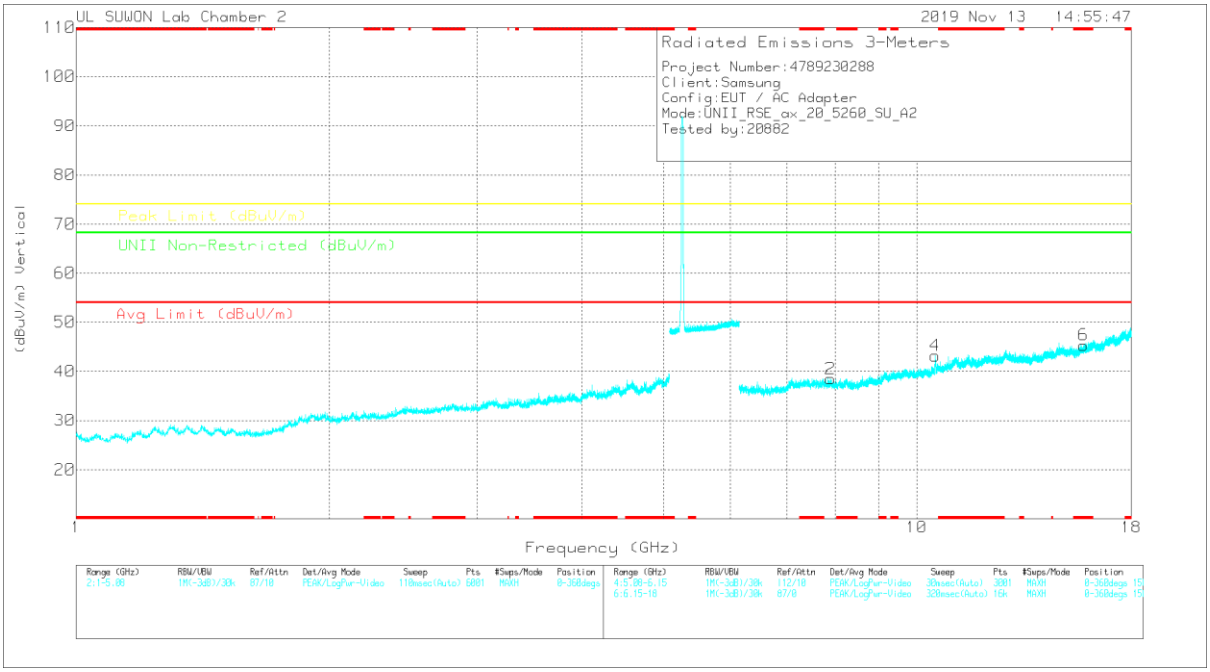

Note: Emission was scanned up to 40GHz; No emissions were detected above the noise floor which was at least 20dB below the specification limit.

UL Korea, Ltd. Confidential
This report shall not be reproduced except in full, without the written approval of UL Korea, Ltd.

LOW CHANNEL DATA

Trace Markers

Marker	Frequency (GHz)	Meter Reading (dBuV)	Det	3117_00168724	6GHz_HP[dB]	DC Corr (dB)	Corrected Reading (dBuV/m)	Avg Limit (dBuV/m)	Margin (dB)	Peak Limit (dBuV/m)	Margin (dB)	UNII Non-Restricted (dBuV/m)	Margin (dB)	Azimuth (Degs)	Height (cm)	Polarity
1	7.88295	26.48	PK	35.9	-24.3	0	38.08	-	-	-	-	68.2	-30.12	0-360	250	H
3	10.52904	24.77	PK	37.7	-20.3	0	42.17	-	-	-	-	68.2	-26.03	0-360	250	H
5	* 15.77382	24.76	PK	40.3	-19.8	0	45.26	-	-	74	-28.74	-	-	0-360	150	H
2	7.89554	26.67	PK	35.9	-24.1	0	38.47	-	-	-	-	68.2	-29.73	0-360	150	V
4	10.51275	25.98	PK	37.7	-20.5	0	43.18	-	-	-	-	68.2	-25.02	0-360	250	V
6	* 15.79012	24.94	PK	40.3	-19.9	0	45.34	-	-	74	-28.66	-	-	0-360	150	V

* - indicates frequency in CFR47 Pt 15 / IC RSS-Restricted Band

PK – Peak Detector

Radiated Emissions

Frequency (GHz)	Meter Reading (dBuV)	Det	3117_00168724	6GHz_HP[dB]	DC Corr (dB)	Corrected Reading (dBuV/m)	Avg Limit (dBuV/m)	Margin (dB)	Peak Limit (dBuV/m)	Margin (dB)	UNII Non-Restricted (dBuV/m)	Margin (dB)	Azimuth (Degs)	Height (cm)	Polarity
7.87944	30.84	PK-U	35.9	-24.3	0	42.44	-	-	-	-	68.2	-25.76	0	100	H
7.87797	36.39	PK-U	35.9	-24.3	0	47.99	-	-	-	-	68.2	-20.21	0	100	V
10.52628	37.53	PK-U	37.7	-20.3	0	54.93	-	-	-	-	68.2	-13.27	185	246	H
10.52916	40.16	PK-U	37.7	-20.3	0	57.56	-	-	-	-	68.2	-10.64	210	398	V
* 15.77557	34.91	PK-U	40.3	-19.8	0	55.41	-	-	74	-18.59	-	-	360	100	H
* 15.77525	34.63	PK-U	40.3	-19.8	0	55.13	-	-	74	-18.87	-	-	360	100	V

* - indicates frequency in CFR47 Pt 15 / IC RSS-Restricted Band

PK-U - U-NII: Maximum Peak

UL Korea, Ltd. Suwon Laboratory FORM ID: FCC_15E(03)
218 Maeyeong-ro, Yeongtong-gu, Suwon-si, Gyeonggi-do, 16675 Korea TEL: (031) 337-9902,FAX: (031) 213-5433

UL Korea, Ltd. Confidential
This report shall not be reproduced except in full, without the written approval of UL Korea, Ltd.

MID CHANNEL HORIZONTAL

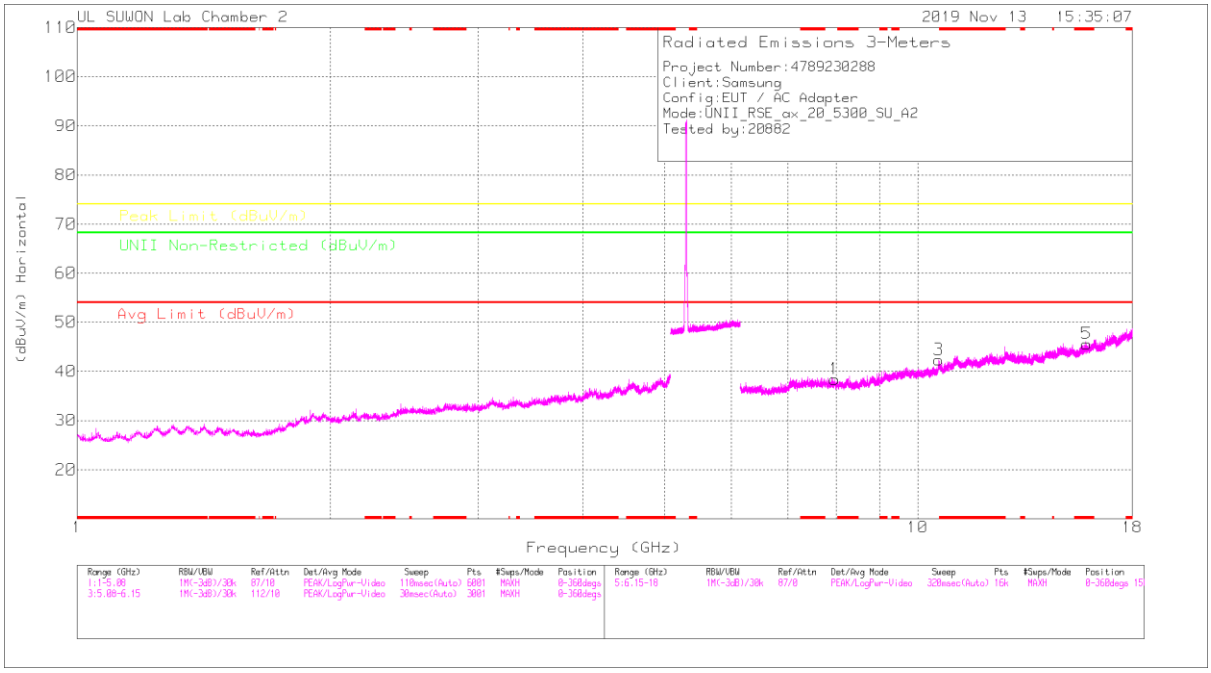

MID CHANNEL VERTICAL

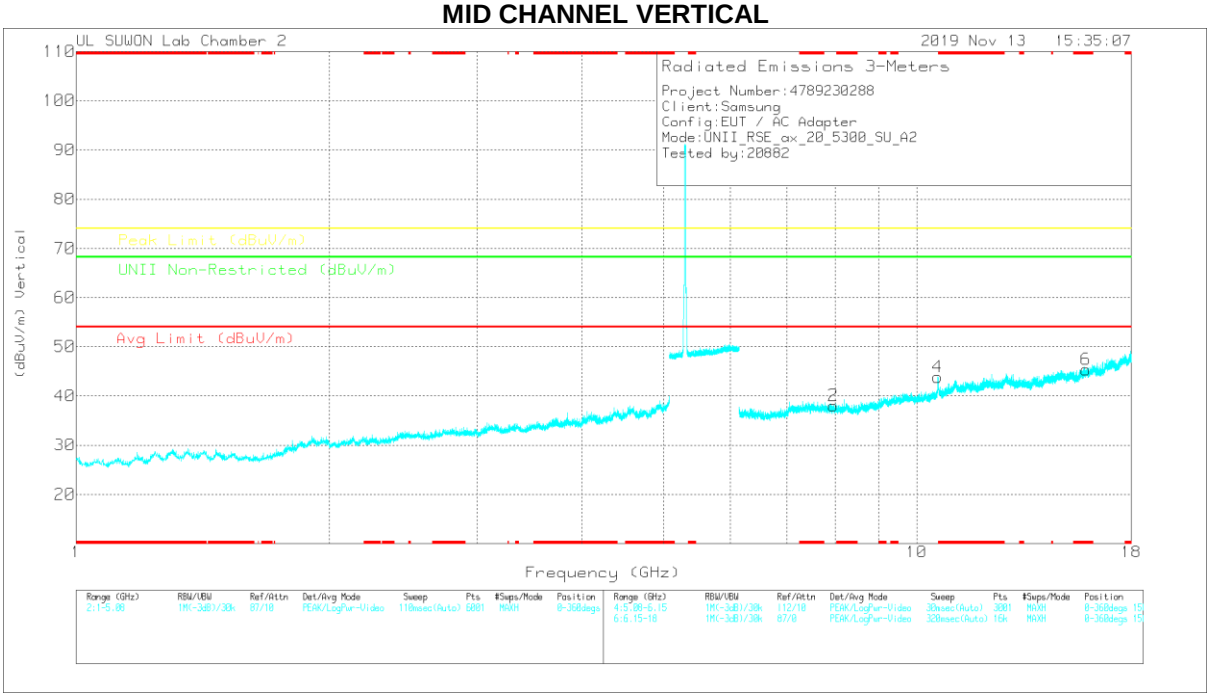

Note: Emission was scanned up to 40GHz; No emissions were detected above the noise floor which was at least 20dB below the specification limit.

UL Korea, Ltd. Confidential
This report shall not be reproduced except in full, without the written approval of UL Korea, Ltd.

MID CHANNEL DATA

Trace Markers

Marker	Frequency (GHz)	Meter Reading (dBuV)	Det	3117_00168724	6GHz_HP[dB]	DC Corr (dB)	Corrected Reading (dBuV/m)	Avg Limit (dBuV/m)	Margin (dB)	Peak Limit (dBuV/m)	Margin (dB)	UNII Non-Restricted (dBuV/m)	Margin (dB)	Azimuth (Degs)	Height (cm)	Polarity
1	7.96368	26.13	PK	35.9	-23.6	0	38.43	-	-	-	-	68.2	-29.77	0-360	250	H
3	10.59544	23.87	PK	37.8	-19.3	0	42.37	-	-	-	-	68.2	-25.83	0-360	250	H
5	* 15.88343	24.7	PK	40.5	-19.6	0	45.6	-	-	74	-28.4	-	-	0-360	250	H
2	7.96146	25.72	PK	35.9	-23.6	0	38.02	-	-	-	-	68.2	-30.18	0-360	250	V
4	10.59421	25.34	PK	37.8	-19.3	0	43.84	-	-	-	-	68.2	-24.36	0-360	250	V
6	* 15.90046	24.25	PK	40.5	-19.4	0	45.35	-	-	74	-28.65	-	-	0-360	250	V

* - indicates frequency in CFR47 Pt 15 / IC RSS-Restricted Band
PK – Peak Detector

Radiated Emissions

Frequency (GHz)	Meter Reading (dBuV)	Det	3117_00168724	6GHz_HP[dB]	DC Corr (dB)	Corrected Reading (dBuV/m)	Avg Limit (dBuV/m)	Margin (dB)	Peak Limit (dBuV/m)	Margin (dB)	UNII Non-Restricted (dBuV/m)	Margin (dB)	Azimuth (Degs)	Height (cm)	Polarity
7.95915	36.15	PK-U	35.9	-23.6	0	48.45	-	-	-	-	68.2	-19.75	360	100	H
7.96033	36.27	PK-U	35.9	-23.6	0	48.57	-	-	-	-	68.2	-19.63	360	100	V
* 10.60424	35.33	PK-U	37.8	-19.2	0	53.93	-	-	74	-20.07	-	-	188	255	H
* 10.60012	22.27	ADR	37.8	-19.2	.39	41.26	54	-12.74	-	-	-	-	188	255	H
* 10.60788	37.34	PK-U	37.8	-19.2	0	55.94	-	-	74	-18.06	-	-	196	268	V
* 10.6006	23.76	ADR	37.8	-19.2	.39	42.75	54	-11.25	-	-	-	-	196	268	V
* 15.88009	34.35	PK-U	40.5	-19.6	0	55.25	-	-	74	-18.75	-	-	360	100	H
* 15.87847	34.14	PK-U	40.5	-19.7	0	54.94	-	-	74	-19.06	-	-	360	100	V

* - indicates frequency in CFR47 Pt 15 / IC RSS-Restricted Band
PK-U - U-NII: Maximum Peak
ADR - U-NII AD primary method, RMS average

UL Korea, Ltd. Confidential
This report shall not be reproduced except in full, without the written approval of UL Korea, Ltd.