CERTIFICATION TEST REPORT

Report Number. : 4789230288-E1V1

Applicant : SAMSUNG ELECTRONICS CO., LTD.
129 SAMSUNG-RO, YEONGTONG-GU, SUWON-SI,
GYEONGGI-DO, 16677, KOREA

Model : SM-G981B/DS, SM-G981B

FCC ID : A3LSMG981B

EUT Description : GSM/WCDMA/LTE Phone + BT/BLE, DTS/UNII a/b/g/n/ac/ax, ANT+, NFC and WPT

Test Standard(s) : FCC 47 CFR PART 15 SUBPART B

Date Of Issue:
December 24, 2019

Prepared by:
UL Korea, Ltd.
26th floor, 152, Teheran-ro, Gangnam-gu Seoul, 06236, Korea

Suwon Test Site: UL Korea, Ltd. Suwon Laboratory
218 Maeyeong-ro, Yeongtong-gu,
Suwon-si, Gyeonggi-do, 16675, Korea
TEL: (031) 337-9902
FAX: (031) 213-5433

IAS ACCREDITED
Testing Laboratory
TL-637

Revision History

Rev.	Issue Date	Revisions	Revised By
V1	12/24/19	Initial issue	Seokhwan Hong

UL Korea, Ltd. Suwon Laboratory FORM ID: FCC_22/24/27(03)
218 Maeyeong-ro, Yeongtong-gu, Suwon-si, Gyeonggi-do, 16675, Korea TEL: (031) 337-9902 FAX: (031) 213-5433
UL Korea, Ltd. Confidential
This report shall not be reproduced except in full, without the written approval of UL Korea, Ltd.

TABLE OF CONTENTS

1. ATTESTATION OF TEST RESULTS 4

2. TEST METHODOLOGY 5

3. FACILITIES AND ACCREDITATION 5

4. CALIBRATION AND UNCERTAINTY 6

4.1. MEASURING INSTRUMENT CALIBRATION 6

4.2. SAMPLE CALCULATION 6

4.3. MEASUREMENT UNCERTAINTY 6

4.4. DECISION RULE 6

5. EQUIPMENT UNDER TEST 7

5.1. DESCRIPTION OF EUT 7

5.2. TEST MODE 7

5.3. WORST-CASE ORIENTATION AND MODE 8

5.4. DESCRIPTION OF TEST SETUP 9

6. TEST AND MEASUREMENT EQUIPMENT 10

7. APPLICABLE LIMIYS AND TEST RESULTS 11

7.1. Above 1 GHz in the GSM850 12

7.2. Above 1 GHz in the WCDMA Band 5 18

7.3. Above 1 GHz in the LTE Band 12 20

7.4. Above 1 GHz in the LTE Band 13 26

7.5. Above 1 GHz in the LTE Band 26 32

7.6. Below 1 GHz in the GSM850 38

7.7. Below 1 GHz in the WCDMA Band 5 44

7.8. Below 1 GHz in the LTE Band 12 46

7.9. Below 1 GHz in the LTE Band 13 52

7.10. Below 1 GHz in the LTE Band 26 58

UL Korea, Ltd. Suwon Laboratory FORM ID: FCC_22/24/27(03)
218 Maeyeong-ro, Yeongtong-gu, Suwon-si, Gyeonggi-do, 16675, Korea TEL: (031) 337-9902 FAX: (031) 213-5433

UL Korea, Ltd. Confidential
This report shall not be reproduced except in full, without the written approval of UL Korea, Ltd.

1. ATTESTATION OF TEST RESULTS

COMPANY NAME:	SAMSUNG ELECTRONICS CO., LTD.
EUT DESCRIPTION:	GSM/WCDMA/LTE Phone + BT/BLE, DTS/UNII a/b/g/n/ac/ax, ANT+, NFC and WPT
MODEL NUMBER:	SM-G981B/DS, SM-G981B
SERIAL NUMBER:	R3CMA0BVGBW, R3CMA0BVGAH, R3CM8106MBW, R3CMA0D84RA (RADIATED);
DATE TESTED:	NOV 27, 2019 – DEC 08, 2019;

APPLICABLE STANDARDS	
STANDARD	**TEST RESULTS**
FCC PART 15B	Pass

UL Korea, Ltd. tested the above equipment in accordance with the requirements set forth in the above standards. All indications of Pass/Fail in this report are opinions expressed by UL Korea, Ltd. based on interpretations and/or observations of test results. Measurement Uncertainties were not taken into account and are published for informational purposes only. The test results show that the equipment tested is capable of demonstrating compliance with the requirements as documented in this report.

Note: The results documented in this report apply only to the tested sample, under the conditions and modes of operation as described herein. This document may not be altered or revised in any way unless done so by UL Korea, Ltd. and all revisions are duly noted in the revisions section. Any alteration of this document not carried out by UL Korea, Ltd. will constitute fraud and shall nullify the document. This report must not be used by the client to claim product certification, approval, or endorsement by IAS, any agency of the Federal Government, or any agency of any government.

Approved & Released For
UL Korea, Ltd. By:

Junwhan Lee
Suwon Lab Engineer
UL Korea, Ltd.

Tested By:

Seokhwan Hong
Suwon Lab Engineer
UL Korea, Ltd.

UL Korea, Ltd. Confidential
This report shall not be reproduced except in full, without the written approval of UL Korea, Ltd.

2. TEST METHODOLOGY

The tests documented in this report were performed in accordance with following methods.

1. FCC CFR 47 Part 2.
2. FCC CFR 47 Part 15.
3. ANSI C63.4, 2014

3. FACILITIES AND ACCREDITATION

The test sites and measurement facilities used to collect data are located at 218 Maeyeong-ro, Yeongtong-gu, Suwon-si, Gyeonggi-do,16675, Korea. Line conducted emissions are measured only at the 218 address. The following table identifies which facilities were utilized for radiated emission measurements documented in this report. Specific facilities are also identified in the test results sections.

218 Maeyeong-ro
☒ Chamber 1
☒ Chamber 2
☐ Chamber 3

UL Korea, Ltd. is accredited by IAS, Laboratory Code TL-637. The full scope of accreditation can be viewed at http://www.iasonline.org/wp-content/uploads/2017/05/TL-637.pdf.

UL Korea, Ltd. Confidential
This report shall not be reproduced except in full, without the written approval of UL Korea, Ltd.

4. CALIBRATION AND UNCERTAINTY

4.1. MEASURING INSTRUMENT CALIBRATION

The measuring equipment utilized to perform the tests documented in this report has been calibrated in accordance with the manufacturer's recommendations, and is traceable to recognized national standards.

4.2. SAMPLE CALCULATION

Where relevant, the following sample calculation is provided:

EIRP = PSA reading with EUT worst orientation (dBm) + Path loss (dB) – cable loss(between the SG and substitution antenna) + Substitution Antenna Factor (dBi)

ERP = PSA reading with EUT worst orientation (dBm) + Path loss (dB) – cable loss(between the SG and substitution antenna)

(Path loss = Signal generator output – PSA reading with substitution antenna)

4.3. MEASUREMENT UNCERTAINTY

Where relevant, the following measurement uncertainty levels have been estimated for tests performed on the apparatus:

PARAMETER	UNCERTAINTY
Conducted Disturbance, 0.15 to 30 MHz	2.35 dB
Radiated Disturbance, 30 MHz to 1 GHz	3.49 dB
Radiated Disturbance, 1 GHz to 18 GHz	5.82 dB

Uncertainty figures are valid to a confidence level of 95%.

4.4. DECISION RULE

Decision rule for statement(s) of conformity is based on Procedure 1, Clause 4.4.2 in IEC Guide 115:2007.

UL Korea, Ltd. Suwon Laboratory FORM ID: FCC_22/24/27(03)
218 Maeyeong-ro, Yeongtong-gu, Suwon-si, Gyeonggi-do, 16675, Korea TEL: (031) 337-9902 FAX: (031) 213-5433
UL Korea, Ltd. Confidential
This report shall not be reproduced except in full, without the written approval of UL Korea, Ltd.

5. EQUIPMENT UNDER TEST

5.1. DESCRIPTION OF EUT

The EUT is a GSM/WCDMA/LTE Phone + BT/BLE, DTS/UNII a/b/g/n/ac/ax, ANT+, NFC and WPT. This test report addresses the WWAN operational mode.

This report covers the Samsung models SM-G981B/DS and SM-G981B.
These models are identical in hardware except SM-G981B has single SIM tray.
With some pre-scan, model SM-G981B/DS was set for final test.

5.2. TEST MODE

Mode	Description
GSM850	Communicating with Call simulator(CMW500)
WCDMA BAND 5	Communicating with Call simulator(CMW500)
LTE BAND 12	Communicating with Call simulator(CMW500)
LTE BAND 13	Communicating with Call simulator(CMW500)
LTE BAND 26	Communicating with Call simulator(CMW500)

UL Korea, Ltd. Suwon Laboratory FORM ID: FCC_22/24/27(03)
218 Maeyeong-ro, Yeongtong-gu, Suwon-si, Gyeonggi-do, 16675, Korea TEL: (031) 337-9902 FAX: (031) 213-5433
UL Korea, Ltd. Confidential
This report shall not be reproduced except in full, without the written approval of UL Korea, Ltd.

5.3. WORST-CASE ORIENTATION AND MODE

For GSM850 / WCDMA B5 / LTE Band 13 / LTE Band 26, EUT was investigated in three orthogonal orientations X, Y and Z it was determined that Z orientation was worst-case orientation.

For LTE Band 12, EUT was investigated in three orthogonal orientations X, Y and Z it was determined that X orientation was worst-case orientation.

Note : The EUT is continuously communicated with the call box during the tests. Also attached with travel adapter for the worst case condition.

WCDMA Band 5

WCDMA Band 5 (Frequency range: 824-849 MHz) is covered by GSM 850 (Frequency range: 824-849 MHz) due to same frequency range and maximum tune-up limit is higher than WCDMA Band 5. Therefore, only Mid channel was checked.

LTE Band 5

LTE Band 5 (Frequency range: 824-849 MHz) is covered by LTE Band 26 (Frequency range: 814-849 MHz) due to overlapping frequency range, same maximum tune-up limit and same channel bandwidth.

LTE Band 17

LTE Band 17 (Rx Frequency range: 734-746 MHz) is covered by LTE Band 12 (Rx Frequency range: 729-746 MHz) due to overlapping frequency range, same maximum tune-up limit and same channel bandwidth.

UL Korea, Ltd. Suwon Laboratory FORM ID: FCC_22/24/27(03)
218 Maeyeong-ro, Yeongtong-gu, Suwon-si, Gyeonggi-do, 16675, Korea TEL: (031) 337-9902 FAX: (031) 213-5433
UL Korea, Ltd. Confidential
This report shall not be reproduced except in full, without the written approval of UL Korea, Ltd.

5.4. DESCRIPTION OF TEST SETUP

SUPPORT EQUIPMENT

Support Equipment List				
Description	**Manufacturer**	**Model**	**Serial Number**	**FCC ID**
Charger	SAMSUNG	EP-TA800	R37M5WSB411SE3	N/A
Data Cable	SAMSUNG	EP-DG977	N/A	N/A

I/O CABLE

I/O Cable List						
Cable No	**Port**	**# of identical ports**	**Connector Type**	**Cable Type**	**Cable Length (m)**	**Remarks**
1	DC Power	1	C Type	Shielded	1.0m	N/A

TEST SETUP

The EUT is continuously communicated with the call box during the tests.

SETUP DIAGRAM FOR TESTS (RADIATED TEST SETUP)

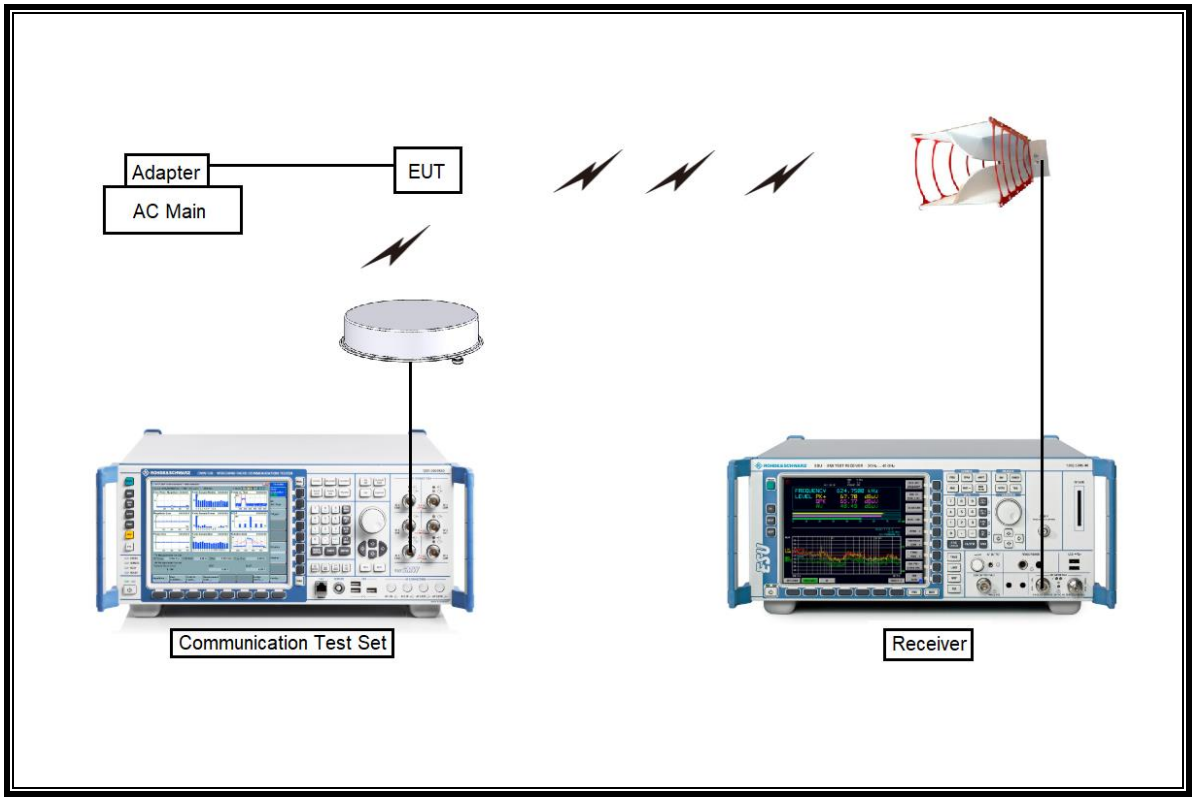

UL Korea, Ltd. Suwon Laboratory FORM ID: FCC_22/24/27(03)
218 Maeyeong-ro, Yeongtong-gu, Suwon-si, Gyeonggi-do, 16675, Korea TEL: (031) 337-9902 FAX: (031) 213-5433
UL Korea, Ltd. Confidential
This report shall not be reproduced except in full, without the written approval of UL Korea, Ltd.

6. TEST AND MEASUREMENT EQUIPMENT

The following test and measurement equipment was utilized for the tests documented in this report:

Test Equipment List				
Description	**Manufacturer**	**Model**	**S/N**	**Cal Due**
Antenna, Tuned Dipole 400~1000 MHz	ETS	3121D DB4	00164753	01-30-21
Antenna, Horn, 40 GHz	ETS	3116C	00166155	08-13-20
Preamplifier	ETS	3116C-PA	00168841	08-08-20
Antenna, Horn, 40 GHz	ETS	3116C	00168645	10-02-21
Antenna, Bilog, 30MHz-1GHz	SCHWARZBECK	VULB9163	750	08-04-20
Antenna, Bilog, 30MHz-1GHz	SCHWARZBECK	VULB9163	845	08-04-20
Antenna, Bilog, 30MHz-1GHz	SCHWARZBECK	VULB9163	749	08-04-20
Antenna, Horn, 18 GHz	ETS	3115	00167211	08-04-20
Antenna, Horn, 18 GHz	ETS	3115	00161451	08-04-20
Antenna, Horn, 18 GHz	ETS	3117	00168724	08-04-20
Antenna, Horn, 18 GHz	ETS	3117	00205959	08-04-20
Antenna, Horn, 18 GHz	ETS	3117	00168717	08-04-20
Communications Test Set	R&S	CMW500	115331	08-05-20
Preamplifier, 1000 MHz	Sonoma	310N	341282	08-05-20
Preamplifier, 1000 MHz	Sonoma	310N	370599	08-05-20
Preamplifier, 1000 MHz	Sonoma	310N	351741	08-05-20
Preamplifier, 18 GHz	Miteq	AFS42-00101800-25-S-42	1876511	08-06-20
Preamplifier, 18 GHz	Miteq	AFS42-00101800-25-S-42	2029169	08-06-20
Preamplifier, 18 GHz	Miteq	AFS42-00101800-25-S-42	1896138	08-05-20
EMI Test Receive, 44 GHz	R&S	ESW40	101590	08-06-20
EMI Test Receive, 40 GHz	R&S	ESU40	100439	08-06-20
EMI Test Receive, 40 GHz	R&S	ESU40	100457	08-06-20
Directional Antenna	Cobham	FPA3-0.8-6.0R/1329	80108-0004	N/A
High Pass Filter 1.2GHz	Micro-Tronics	HPM50108-02	G005	08-05-20
High Pass Filter 1.2GHz	Micro-Tronics	HPM50108-02	G006	08-05-20
High Pass Filter 2.8GHz	Micro-Tronics	HPM50111-02	010	08-05-20
High Pass Filter 2.8GHz	Micro-Tronics	HPM50111-02	011	08-05-20
High Pass Filter 4GHz	Micro-Tronics	HPM50118-02	G001	08-05-20
High Pass Filter 4GHz	Micro-Tronics	HPM50118-02	G002	08-05-20
Attenuator	PASTERNACK	PE7087-10	A009	08-08-20
Attenuator	PASTERNACK	PE7087-10	A001	08-08-20
Attenuator	PASTERNACK	PE7087-10	A008	08-08-20
Attenuator	PASTERNACK	PE7087-10	2	08-08-20
Attenuator	PASTERNACK	PE7395-10	A011	08-08-20
Antenna, Loop, 9kHz-30MHz	R&S	HFH2-Z2	100418	10-02-21
UL Software				
Description	**Manufacturer**	**Model**	**Version**	
Radiated software	UL	UL EMC	Ver 9.5	

UL Korea, Ltd. Confidential
This report shall not be reproduced except in full, without the written approval of UL Korea, Ltd.

7. APPLICABLE LIMIYS AND TEST RESULTS

. TEST PROCEDURE

ANSI C63.4: 2014

LIMIT

§15.109 (a) Except for Class A digital devices, the field strength of radiated emissions from unintentional radiators at a distance of 3 meters shall not exceed the following values:

Limits for radiated disturbance of Class B ITE at measuring distance of 3 m	
Frequency range (MHz)	Quasi-peak limits (dBµV/m)
30 to 88	40
88 to 216	43.5
216 to 960	46
Above 960 MHz	54
Note: The lower limit shall apply at the transition frequency.	

UL Korea, Ltd. Confidential
This report shall not be reproduced except in full, without the written approval of UL Korea, Ltd.

7.1. Above 1 GHz in the GSM850

LOW CHANNEL(869.2MHz)

HORIZONTAL PEAK PLOT

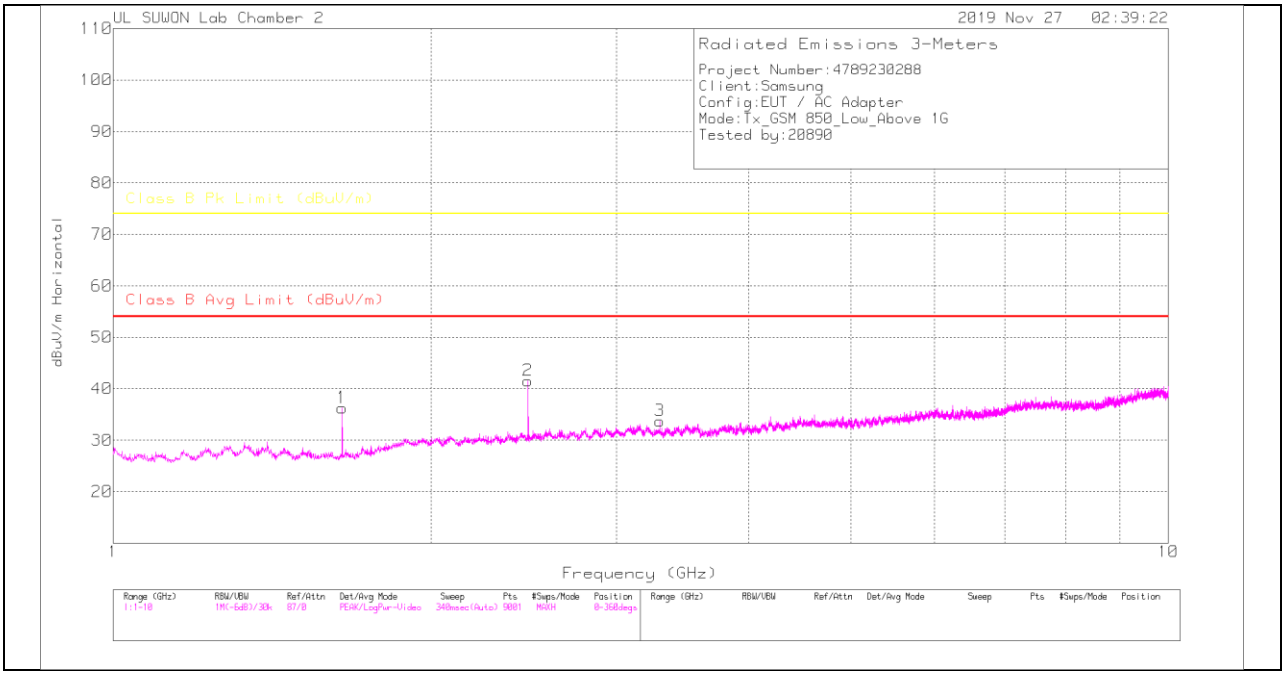

VERTICAL PEAK PLOT

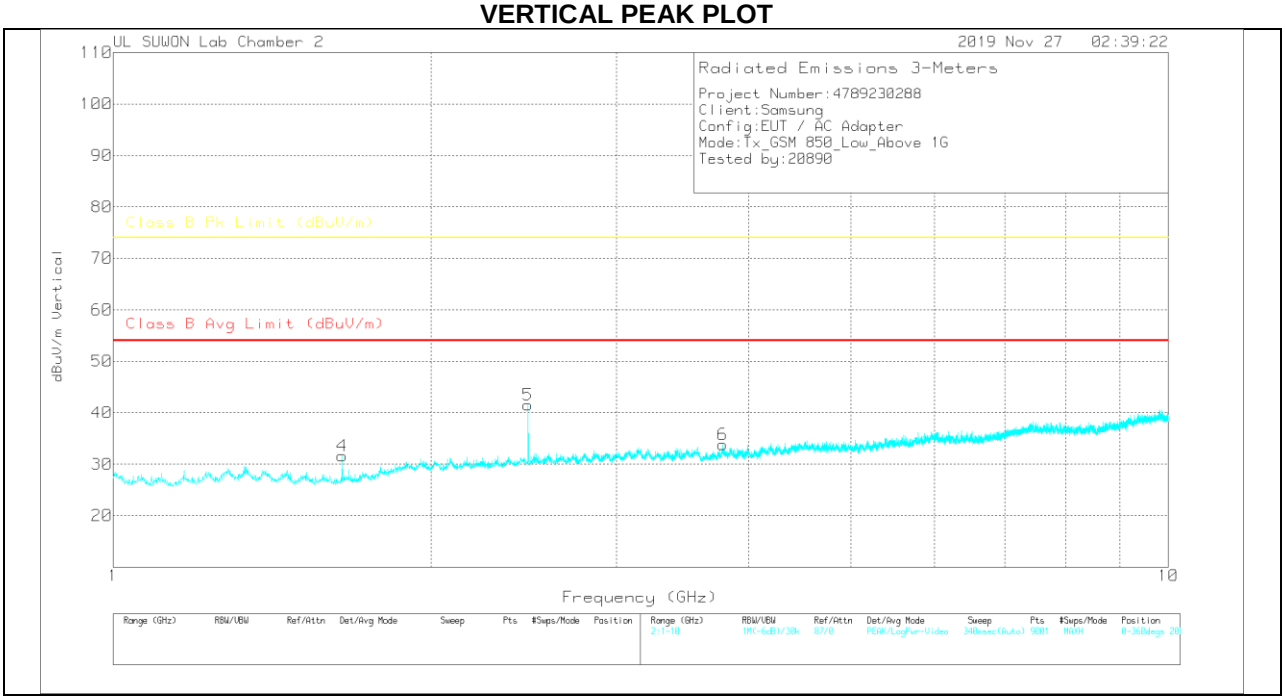

UL Korea, Ltd. Suwon Laboratory FORM ID: FCC_22/24/27(03)
218 Maeyeong-ro, Yeongtong-gu, Suwon-si, Gyeonggi-do, 16675, Korea TEL: (031) 337-9902 FAX: (031) 213-5433
UL Korea, Ltd. Confidential
This report shall not be reproduced except in full, without the written approval of UL Korea, Ltd.

DATA

Trace Markers

Marker	Frequency (GHz)	Meter Reading (dBuV)	Det	3117_00168724	1-18GHz[dB]	1GHz_HP[dB]	Corrected Reading dBuV/m	Class B Avg Limit (dBuV/m)	Av(CISPR)Margin (dB)	Class B Pk Limit (dBuV/m)	Margin (dB)	Azimuth (Degs)	Height (cm)	Polarity
1	1.648	38.69	PK	28.3	-31.4	.7	36.29	-	-	74	-37.71	0-360	200	H
2	2.472	39.07	PK	31.8	-30	.7	41.57	-	-	74	-32.43	0-360	100	H
3	3.296	30.35	PK	32.6	-29.9	.7	33.75	-	-	74	-40.25	0-360	200	H
4	1.648	33.99	PK	28.3	-31.4	.7	31.59	-	-	74	-42.41	0-360	100	V
5	2.473	39.02	PK	31.8	-30	.7	41.52	-	-	74	-32.48	0-360	100	V
6	3.783	29.11	PK	33.2	-29.1	.6	33.81	-	-	74	-40.19	0-360	200	V

PK – Peak Detector

Note: Unwanted emissions on the harmonic frequency were generated from the call-simulator with the TX and RX signals.

UL Korea, Ltd. Suwon Laboratory FORM ID: FCC_22/24/27(03)
218 Maeyeong-ro, Yeongtong-gu, Suwon-si, Gyeonggi-do, 16675, Korea TEL: (031) 337-9902 FAX: (031) 213-5433
UL Korea, Ltd. Confidential
This report shall not be reproduced except in full, without the written approval of UL Korea, Ltd.

MID CHANNEL(881.6MHz)

HORIZONTAL PEAK PLOT

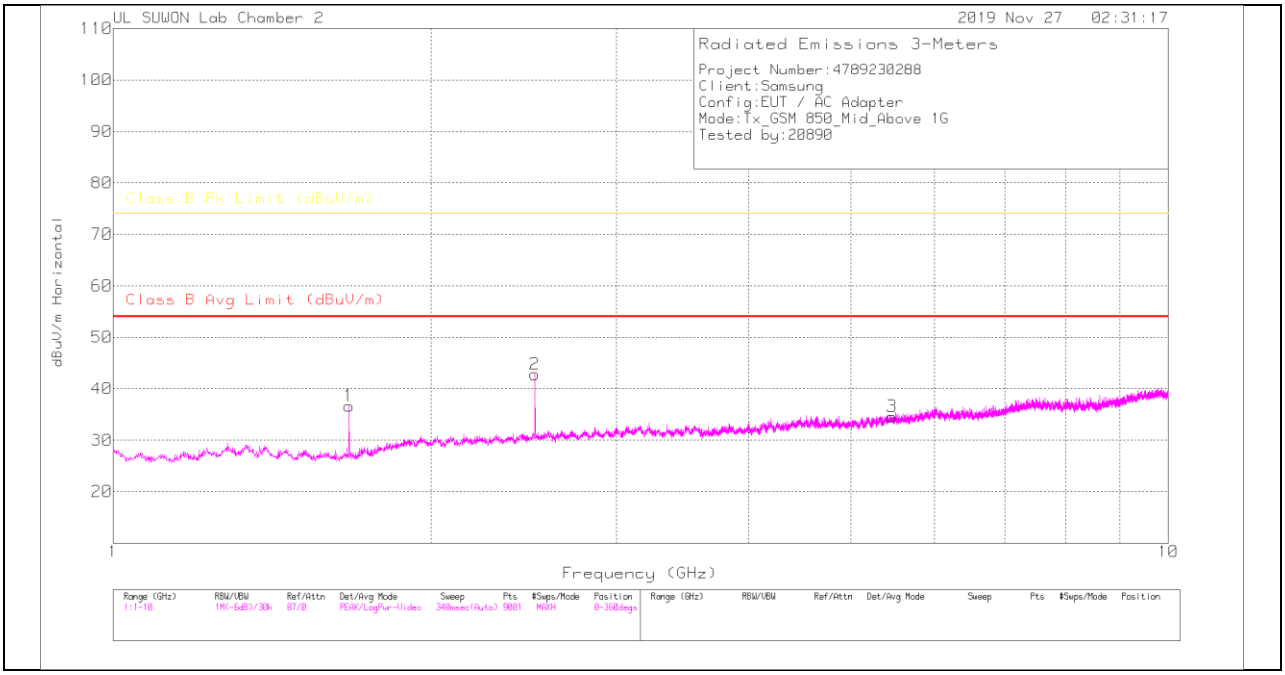

VERTICAL PEAK PLOT

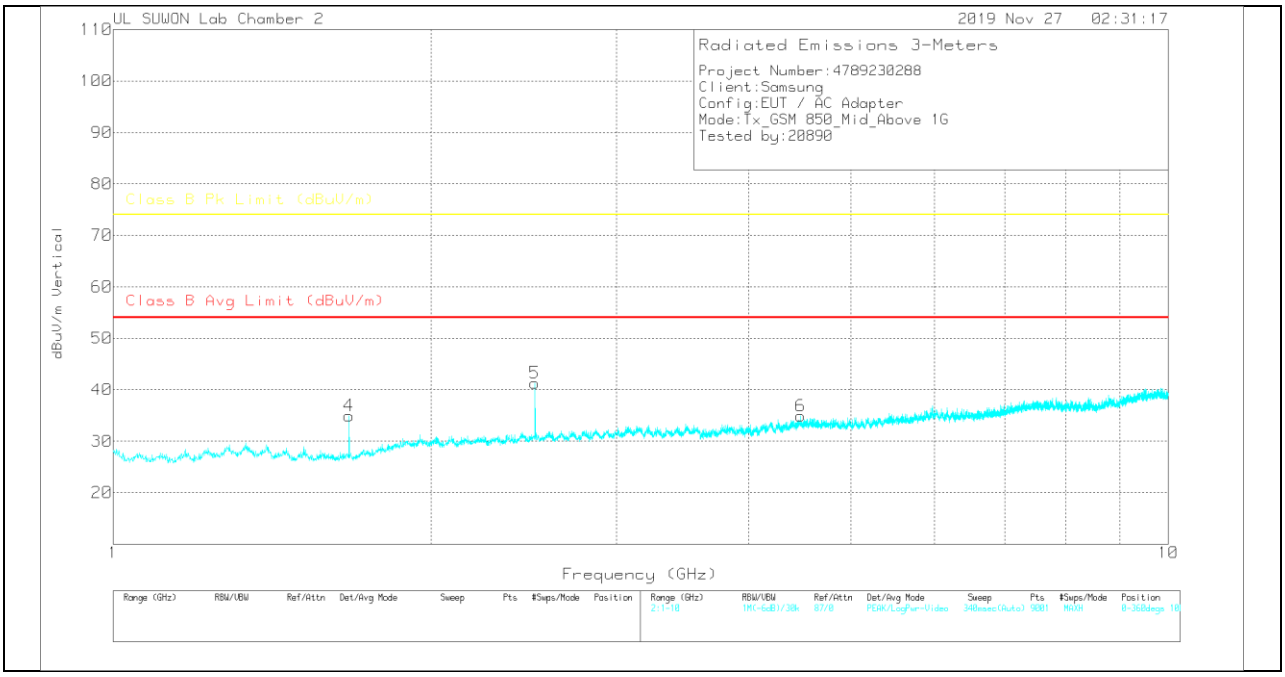

UL Korea, Ltd. Suwon Laboratory FORM ID: FCC_22/24/27(03)
218 Maeyeong-ro, Yeongtong-gu, Suwon-si, Gyeonggi-do, 16675, Korea TEL: (031) 337-9902 FAX: (031) 213-5433
UL Korea, Ltd. Confidential
This report shall not be reproduced except in full, without the written approval of UL Korea, Ltd.

DATA

Trace Markers

Marker	Frequency (GHz)	Meter Reading (dBuV)	Det	3117_00168724	1-18GHz[dB]	1GHz_HP[dB]	Corrected Reading dBuV/m	Class B Avg Limit (dBuV/m)	Av(CISPR)Margin (dB)	Class B Pk Limit (dBuV/m)	Margin (dB)	Azimuth (Degs)	Height (cm)	Polarity
1	1.673	38.75	PK	28.5	-31.3	.7	36.65	-	-	74	-37.35	0-360	200	H
2	2.509	40.33	PK	31.9	-30.1	.7	42.83	-	-	74	-31.17	0-360	200	H
3	5.472	27.3	PK	34.6	-27.8	.5	34.6	-	-	74	-39.4	0-360	100	H
4	1.673	37.04	PK	28.5	-31.3	.7	34.94	-	-	74	-39.06	0-360	200	V
5	2.51	38.79	PK	31.9	-30.1	.7	41.29	-	-	74	-32.71	0-360	100	V
6	4.483	28.92	PK	33.8	-28.3	.5	34.92	-	-	74	-39.08	0-360	100	V

PK – Peak Detector

Note: Unwanted emissions on the harmonic frequency were generated from the call-simulator with the TX and RX signals.

UL Korea, Ltd. Suwon Laboratory FORM ID: FCC_22/24/27(03)
218 Maeyeong-ro, Yeongtong-gu, Suwon-si, Gyeonggi-do, 16675, Korea TEL: (031) 337-9902 FAX: (031) 213-5433
UL Korea, Ltd. Confidential
This report shall not be reproduced except in full, without the written approval of UL Korea, Ltd.

HIGH CHANNEL(893.8MHz)

HORIZONTAL PEAK PLOT

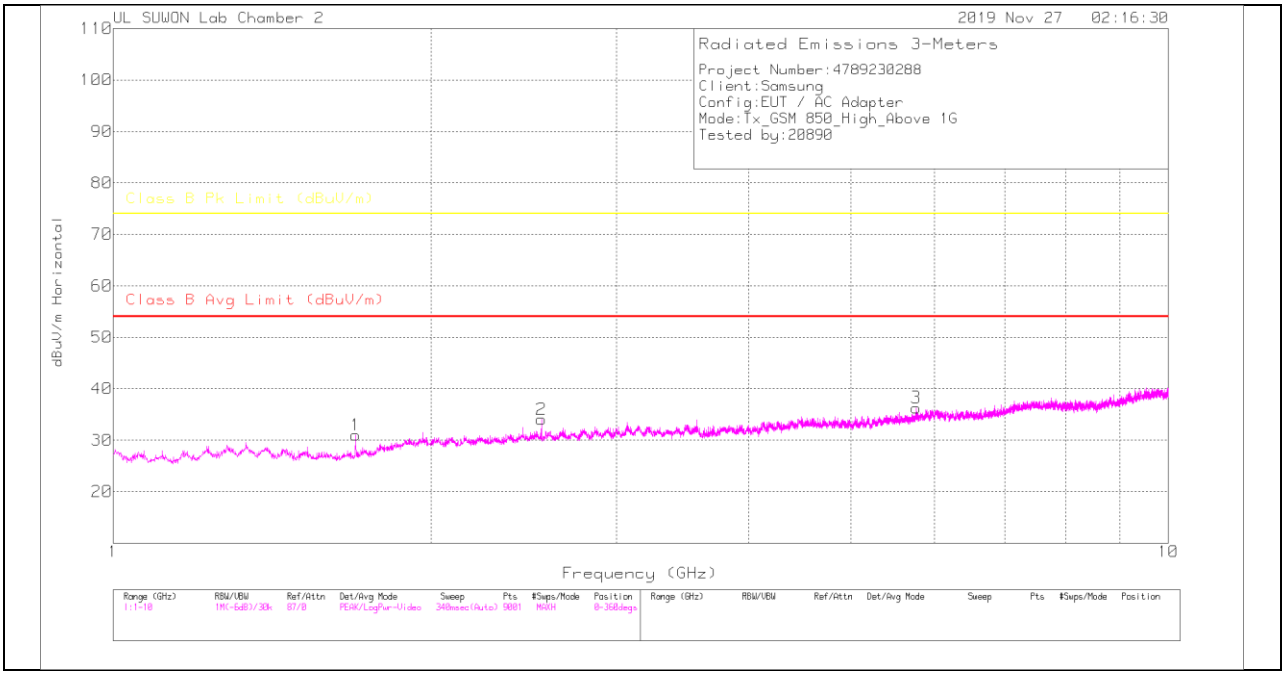

VERTICAL PEAK PLOT

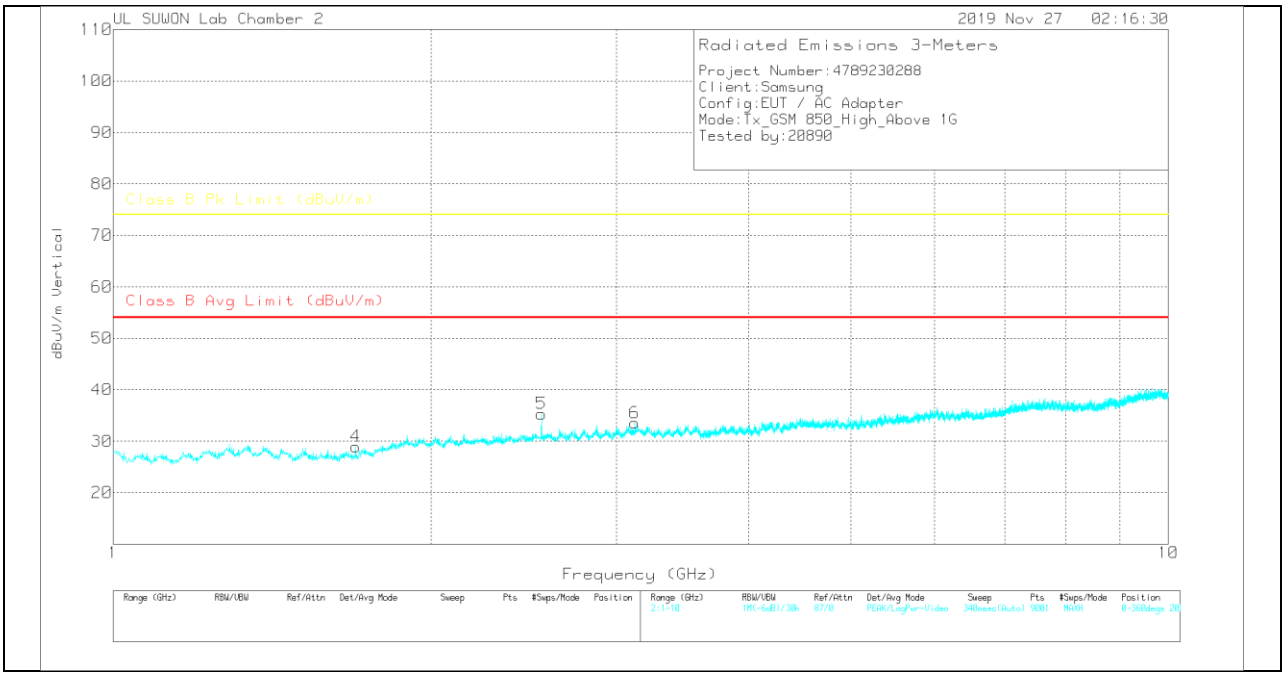

UL Korea, Ltd. Suwon Laboratory FORM ID: FCC_22/24/27(03)
218 Maeyeong-ro, Yeongtong-gu, Suwon-si, Gyeonggi-do, 16675, Korea TEL: (031) 337-9902 FAX: (031) 213-5433
UL Korea, Ltd. Confidential
This report shall not be reproduced except in full, without the written approval of UL Korea, Ltd.

DATA

Trace Markers

Marker	Frequency (GHz)	Meter Reading (dBuV)	Det	3117_00168724	1-18GHz[dB]	1GHz_HP[dB]	Corrected Reading dBuV/m	Class B Avg Limit (dBuV/m)	Av(CISPR)Margin (dB)	Class B Pk Limit (dBuV/m)	Margin (dB)	Azimuth (Degs)	Height (cm)	Polarity
1	1.697	32.9	PK	28.6	-31.2	.7	31	-	-	74	-43	0-360	200	H
2	2.546	31.44	PK	32	-30.1	.7	34.04	-	-	74	-39.96	0-360	200	H
3	5.767	28.29	PK	34.7	-27.2	.5	36.29	-	-	74	-37.71	0-360	200	H
4	1.697	30.85	PK	28.6	-31.2	.7	28.95	-	-	74	-45.05	0-360	200	V
5	2.546	32.74	PK	32	-30.1	.7	35.34	-	-	74	-38.66	0-360	100	V
6	3.122	29.65	PK	32.8	-29.6	.7	33.55	-	-	74	-40.45	0-360	100	V

PK – Peak Detector

Note: Unwanted emissions on the harmonic frequency were generated from the call-simulator with the TX and RX signals.

UL Korea, Ltd. Suwon Laboratory FORM ID: FCC_22/24/27(03)
218 Maeyeong-ro, Yeongtong-gu, Suwon-si, Gyeonggi-do, 16675, Korea TEL: (031) 337-9902 FAX: (031) 213-5433
UL Korea, Ltd. Confidential
This report shall not be reproduced except in full, without the written approval of UL Korea, Ltd.

7.2. Above 1 GHz in the WCDMA Band 5

MID CHANNEL(881.6MHz)

HORIZONTAL PEAK PLOT

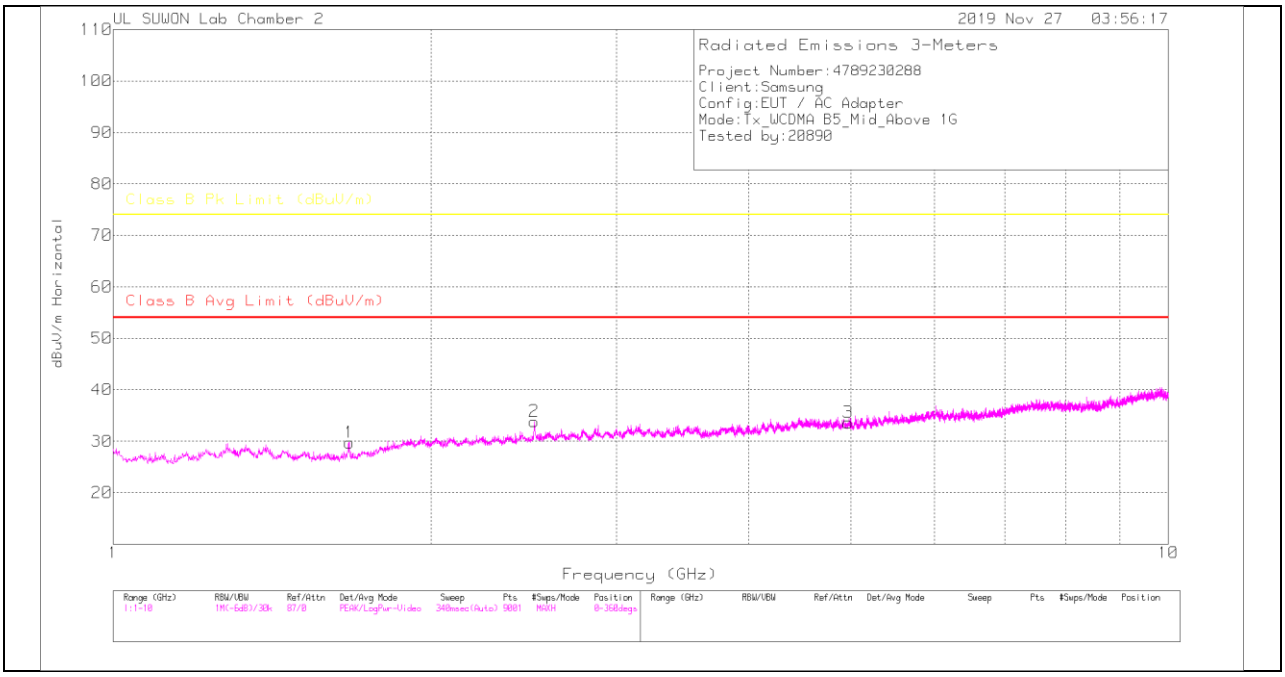

VERTICAL PEAK PLOT

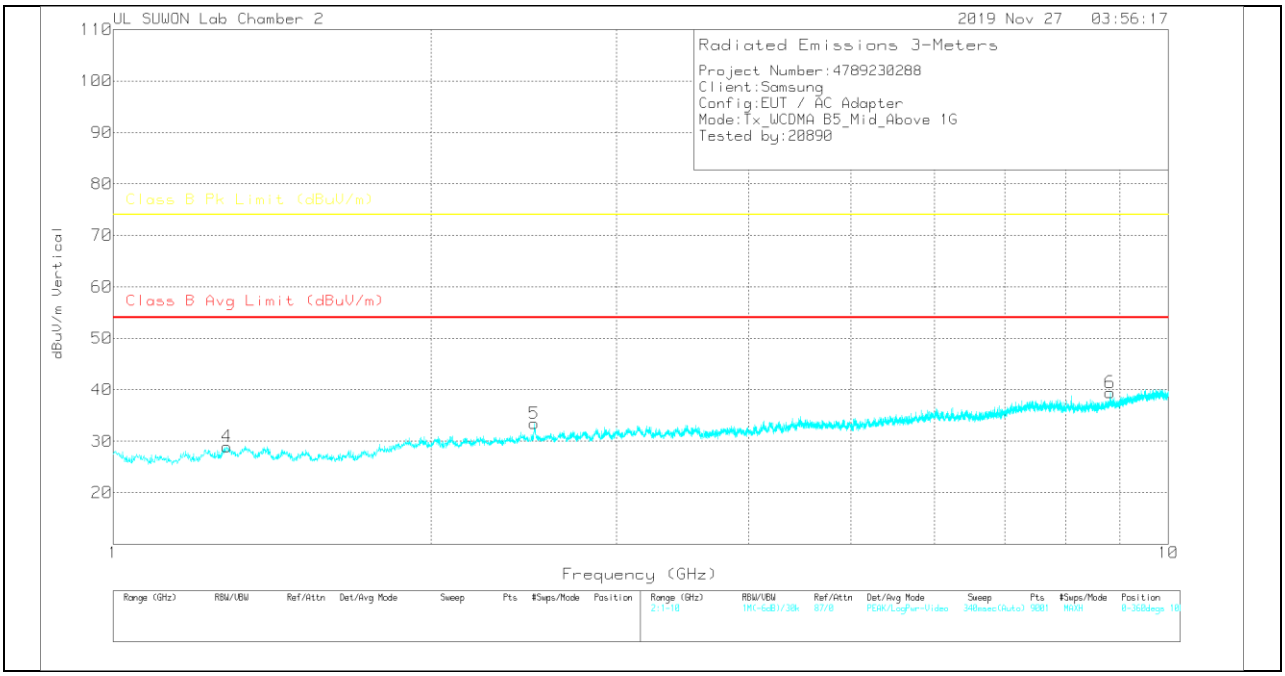

UL Korea, Ltd. Suwon Laboratory FORM ID: FCC_22/24/27(03)
218 Maeyeong-ro, Yeongtong-gu, Suwon-si, Gyeonggi-do, 16675, Korea TEL: (031) 337-9902 FAX: (031) 213-5433
UL Korea, Ltd. Confidential
This report shall not be reproduced except in full, without the written approval of UL Korea, Ltd.

DATA

Trace Markers

Marker	Frequency (GHz)	Meter Reading (dBuV)	Det	3117_00168724	1-18GHz[dB]	1GHz_HP[dB]	Corrected Reading dBuV/m	Class B Avg Limit (dBuV/m)	Av(CISPR)Margin (dB)	Class B Pk Limit (dBuV/m)	Margin (dB)	Azimuth (Degs)	Height (cm)	Polarity
1	1.674	31.84	PK	28.5	-31.3	.7	29.74	-	-	74	-44.26	0-360	100	H
2	2.506	31.45	PK	31.9	-30.2	.7	33.85	-	-	74	-40.15	0-360	100	H
3	4.971	27.34	PK	34.1	-28.3	.5	33.64	-	-	74	-40.36	0-360	100	H
4	1.281	30.34	PK	29.6	-31.8	.8	28.94	-	-	74	-45.06	0-360	200	V
5	2.507	31.05	PK	31.9	-30.2	.7	33.45	-	-	74	-40.55	0-360	100	V
6	8.808	25.55	PK	36.3	-23.1	.7	39.45	-	-	74	-34.55	0-360	200	V

PK – Peak Detector

Note: Unwanted emissions on the harmonic frequency were generated from the call-simulator with the TX and RX signals.

UL Korea, Ltd. Suwon Laboratory FORM ID: FCC_22/24/27(03)
218 Maeyeong-ro, Yeongtong-gu, Suwon-si, Gyeonggi-do, 16675, Korea TEL: (031) 337-9902 FAX: (031) 213-5433
UL Korea, Ltd. Confidential
This report shall not be reproduced except in full, without the written approval of UL Korea, Ltd.

7.3. Above 1 GHz in the LTE Band 12

LOW CHANNEL(730.5MHz)

HORIZONTAL PEAK PLOT

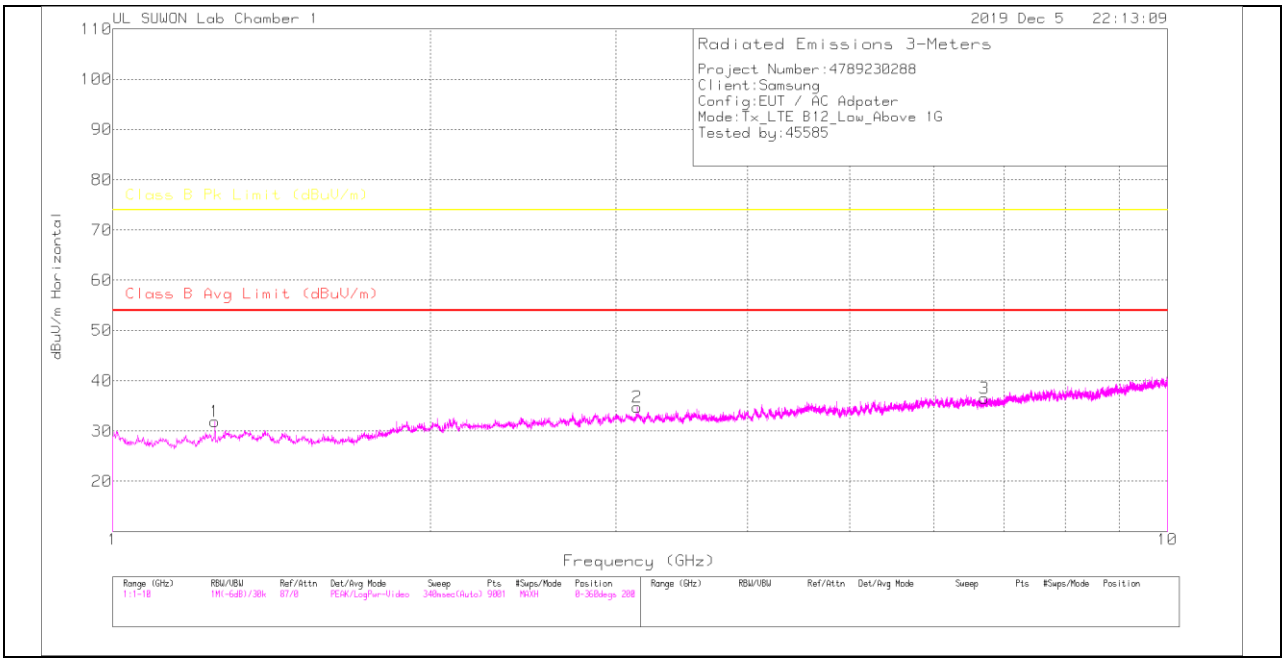

VERTICAL PEAK PLOT

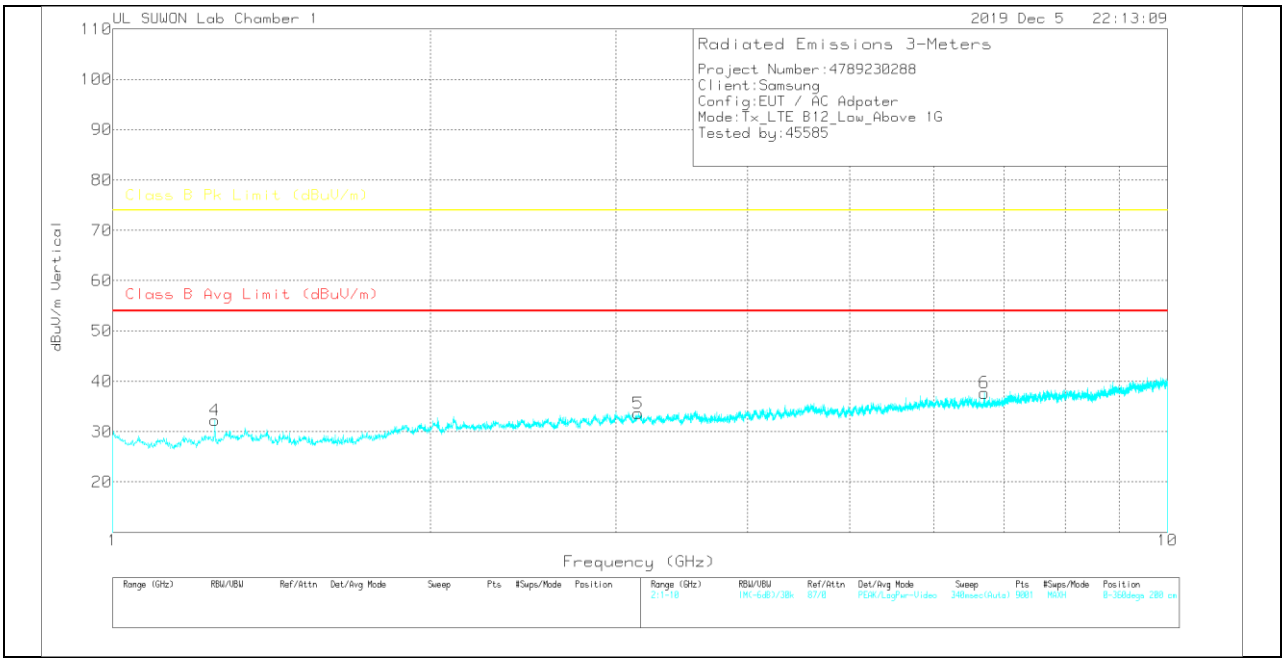

UL Korea, Ltd. Suwon Laboratory FORM ID: FCC_22/24/27(03)
218 Maeyeong-ro, Yeongtong-gu, Suwon-si, Gyeonggi-do, 16675, Korea TEL: (031) 337-9902 FAX: (031) 213-5433
UL Korea, Ltd. Confidential
This report shall not be reproduced except in full, without the written approval of UL Korea, Ltd.

DATA

Trace Markers

Marker	Frequency (GHz)	Meter Reading (dBuV)	Det	3117_00168717	1-18GHz[dB]	1GHz_HPF	Corrected Reading dBuV/m	Class B Avg Limit (dBuV/m)	Av(CISPR)Margin (dB)	Class B Pk Limit (dBuV/m)	Margin (dB)	Azimuth (Degs)	Height (cm)	Polarity
1	1.25	38.96	PK	29.2	-37	.7	31.86	-	-	74	-42.14	0-360	200	H
2	3.142	34.97	PK	32.7	-33.6	.7	34.77	-	-	74	-39.23	0-360	200	H
3	6.708	29.66	PK	35.5	-29.1	.4	36.46	-	-	74	-37.54	0-360	100	H
4	1.25	39.42	PK	29.2	-37	.7	32.32	-	-	74	-41.68	0-360	200	V
5	3.149	33.85	PK	32.7	-33.6	.7	33.65	-	-	74	-40.35	0-360	100	V
6	6.703	30.89	PK	35.5	-29.1	.4	37.69	-	-	74	-36.31	0-360	100	V

PK – Peak Detector

Note: Unwanted emissions on the harmonic frequency were generated from the call-simulator with the TX and RX signals.

UL Korea, Ltd. Suwon Laboratory FORM ID: FCC_22/24/27(03)
218 Maeyeong-ro, Yeongtong-gu, Suwon-si, Gyeonggi-do, 16675, Korea TEL: (031) 337-9902 FAX: (031) 213-5433
UL Korea, Ltd. Confidential
This report shall not be reproduced except in full, without the written approval of UL Korea, Ltd.

MID CHANNEL(737.5MHz)

HORIZONTAL PEAK PLOT

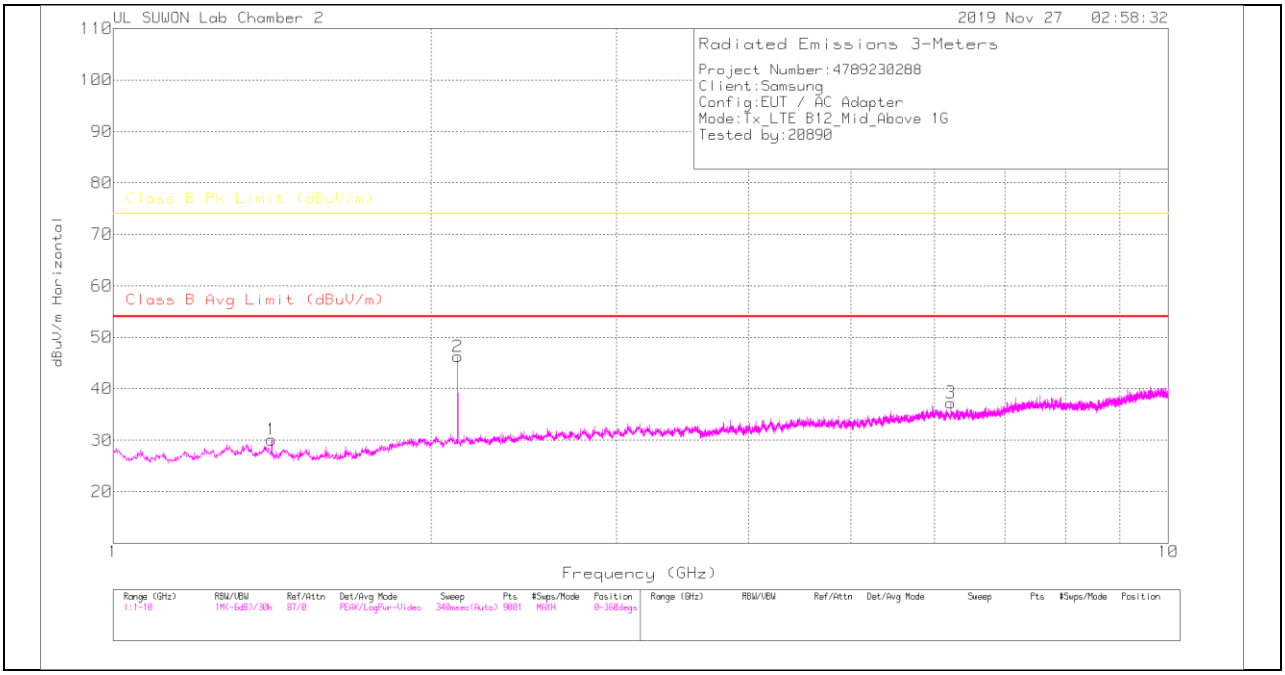

VERTICAL PEAK PLOT

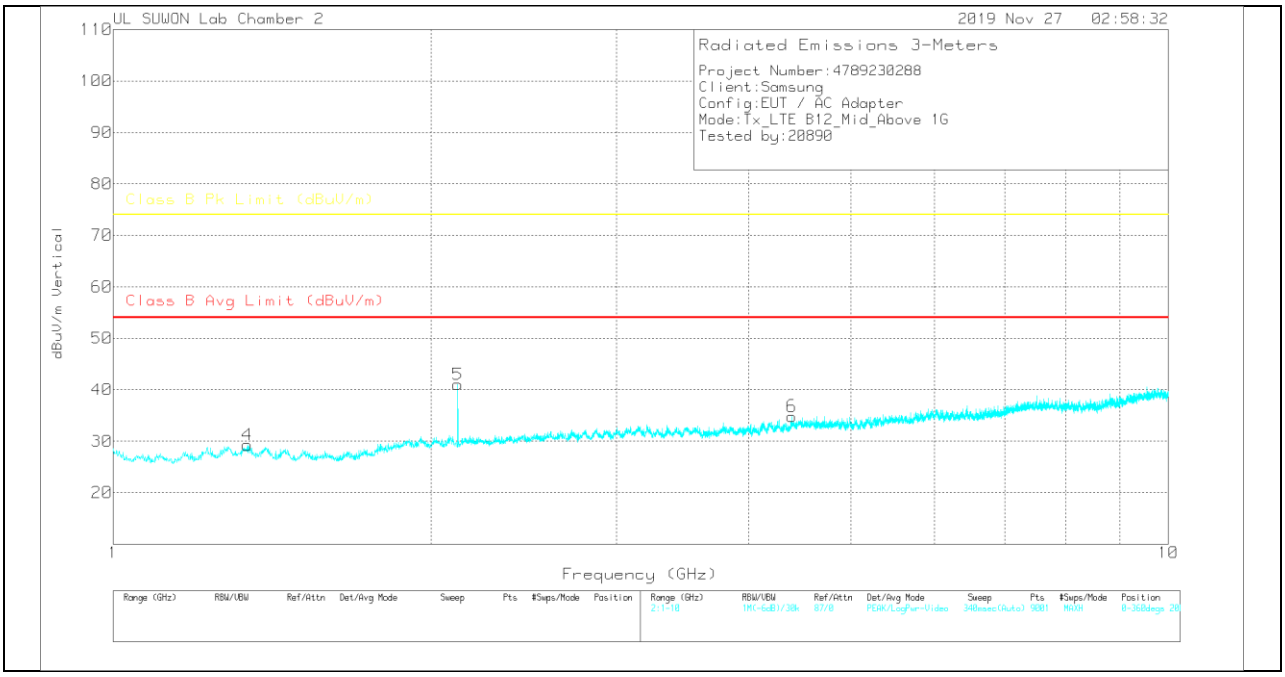

UL Korea, Ltd. Suwon Laboratory FORM ID: FCC_22/24/27(03)
218 Maeyeong-ro, Yeongtong-gu, Suwon-si, Gyeonggi-do, 16675, Korea TEL: (031) 337-9902 FAX: (031) 213-5433
UL Korea, Ltd. Confidential
This report shall not be reproduced except in full, without the written approval of UL Korea, Ltd.

DATA

Trace Markers

Marker	Frequency (GHz)	Meter Reading (dBuV)	Det	3117_00168724	1-18GHz[dB]	1GHz_HP[dB]	Corrected Reading dBuV/m	Class B Avg Limit (dBuV/m)	Av(CISPR)Margin (dB)	Class B Pk Limit (dBuV/m)	Margin (dB)	Azimuth (Degs)	Height (cm)	Polarity
1	1.413	31.8	PK	29.3	-31.7	.7	30.1	-	-	74	-43.9	0-360	100	H
2	2.121	44.76	PK	31.3	-30.5	.7	46.26	-	-	74	-27.74	0-360	200	H
3	6.219	28.45	PK	35.2	-26.9	.5	37.25	-	-	74	-36.75	0-360	200	H
4	1.34	30.56	PK	29.7	-31.7	.7	29.26	-	-	74	-44.74	0-360	200	V
5	2.121	39.51	PK	31.3	-30.5	.7	41.01	-	-	74	-32.99	0-360	200	V
6	4.395	29.21	PK	33.7	-28.6	.5	34.81	-	-	74	-39.19	0-360	100	V

PK – Peak Detector

Note: Unwanted emissions on the harmonic frequency were generated from the call-simulator with the TX and RX signals.

UL Korea, Ltd. Suwon Laboratory FORM ID: FCC_22/24/27(03)
218 Maeyeong-ro, Yeongtong-gu, Suwon-si, Gyeonggi-do, 16675, Korea TEL: (031) 337-9902 FAX: (031) 213-5433
UL Korea, Ltd. Confidential
This report shall not be reproduced except in full, without the written approval of UL Korea, Ltd.

HIGH CHANNEL(744.5MHz)

HORIZONTAL PEAK PLOT

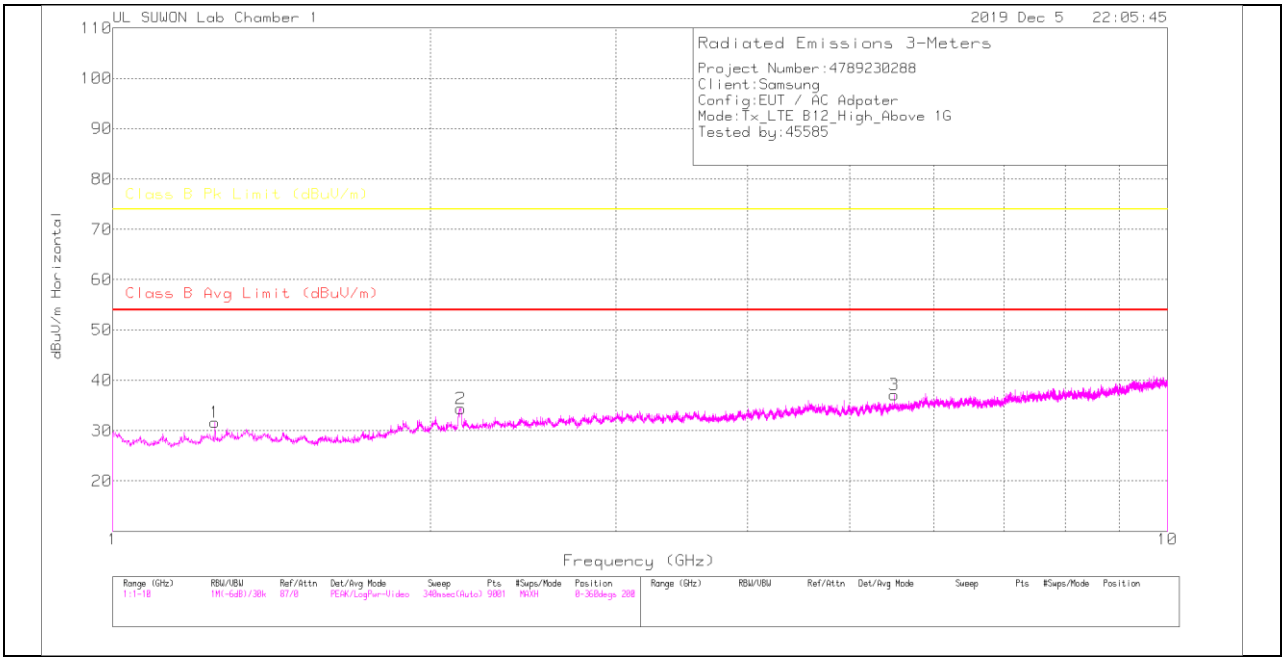

VERTICAL PEAK PLOT

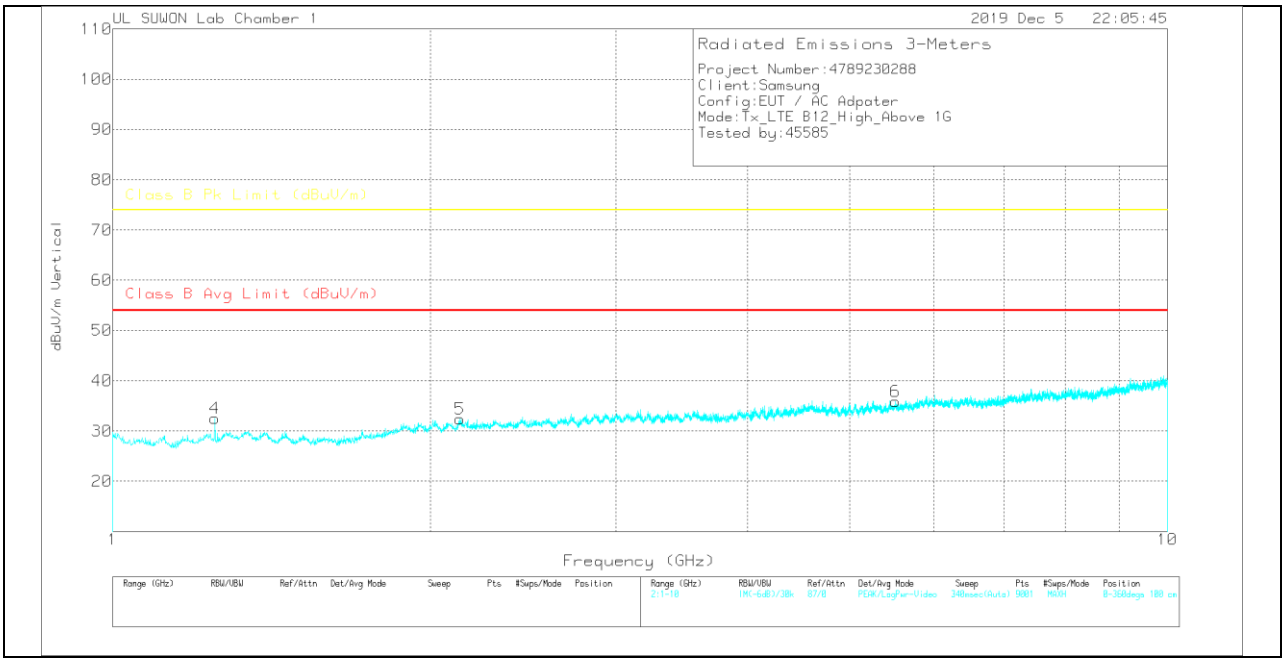

UL Korea, Ltd. Confidential
This report shall not be reproduced except in full, without the written approval of UL Korea, Ltd.

DATA

Trace Markers

Marker	Frequency (GHz)	Meter Reading (dBuV)	Det	3117_00168717	1-18GHz[dB]	1GHz_HPF	Corrected Reading dBuV/m	Class B Avg Limit (dBuV/m)	Av(CISPR)Margin (dB)	Class B Pk Limit (dBuV/m)	Margin (dB)	Azimuth (Degs)	Height (cm)	Polarity
1	1.25	38.79	PK	29.2	-37	.7	31.69	-	-	74	-42.31	0-360	200	H
2	2.138	37.68	PK	31.3	-35.2	.6	34.38	-	-	74	-39.62	0-360	100	H
3	5.508	32.99	PK	34.7	-31	.4	37.09	-	-	74	-36.91	0-360	100	H
4	1.25	39.63	PK	29.2	-37	.7	32.53	-	-	74	-41.47	0-360	200	V
5	2.133	35.55	PK	31.3	-35.1	.6	32.35	-	-	74	-41.65	0-360	200	V
6	5.525	31.64	PK	34.7	-31	.5	35.84	-	-	74	-38.16	0-360	200	V

PK – Peak Detector

Note: Unwanted emissions on the harmonic frequency were generated from the call-simulator with the TX and RX signals.

UL Korea, Ltd. Suwon Laboratory FORM ID: FCC_22/24/27(03)
218 Maeyeong-ro, Yeongtong-gu, Suwon-si, Gyeonggi-do, 16675, Korea TEL: (031) 337-9902 FAX: (031) 213-5433
UL Korea, Ltd. Confidential
This report shall not be reproduced except in full, without the written approval of UL Korea, Ltd.

7.4. Above 1 GHz in the LTE Band 13

LOW CHANNEL(748.5MHz)

HORIZONTAL PEAK PLOT

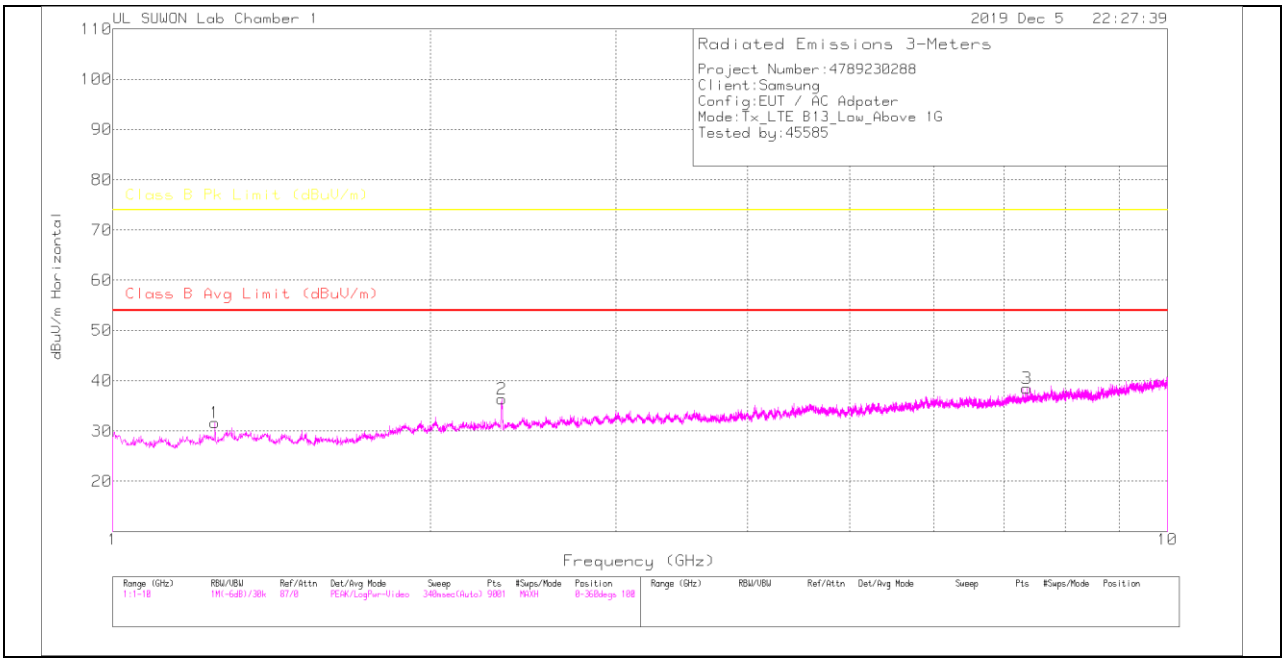

VERTICAL PEAK PLOT

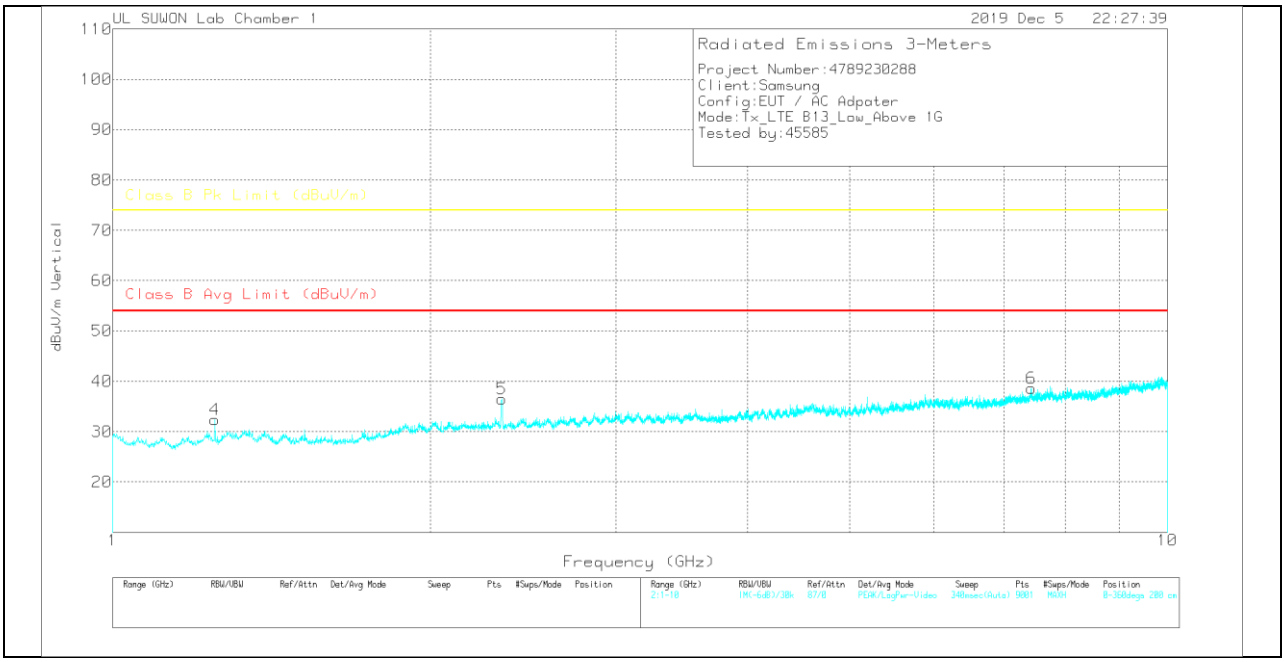

UL Korea, Ltd. Confidential
This report shall not be reproduced except in full, without the written approval of UL Korea, Ltd.

DATA

Trace Markers

Marker	Frequency (GHz)	Meter Reading (dBuV)	Det	3117_00168717	1-18GHz[dB]	1GHz_HPF	Corrected Reading dBuV/m	Class B Avg Limit (dBuV/m)	Av(CISPR)Margin (dB)	Class B Pk Limit (dBuV/m)	Margin (dB)	Azimuth (Degs)	Height (cm)	Polarity
1	1.25	38.75	PK	29.2	-37	.7	31.65	-	-	74	-42.35	0-360	200	H
2	2.339	39.28	PK	31.5	-35	.6	36.38	-	-	74	-37.62	0-360	100	H
3	7.355	30.25	PK	35.8	-27.9	.4	38.55	-	-	74	-35.45	0-360	200	H
4	1.25	39.52	PK	29.2	-37	.7	32.42	-	-	74	-41.58	0-360	200	V
5	2.34	39.41	PK	31.5	-35	.6	36.51	-	-	74	-37.49	0-360	200	V
6	7.429	29.82	PK	35.8	-27.5	.5	38.62	-	-	74	-35.38	0-360	100	V

PK – Peak Detector

Note: Unwanted emissions on the harmonic frequency were generated from the call-simulator with the TX and RX signals.

UL Korea, Ltd. Suwon Laboratory FORM ID: FCC_22/24/27(03)
218 Maeyeong-ro, Yeongtong-gu, Suwon-si, Gyeonggi-do, 16675, Korea TEL: (031) 337-9902 FAX: (031) 213-5433
UL Korea, Ltd. Confidential
This report shall not be reproduced except in full, without the written approval of UL Korea, Ltd.

MID CHANNEL(751.0MHz)

HORIZONTAL PEAK PLOT

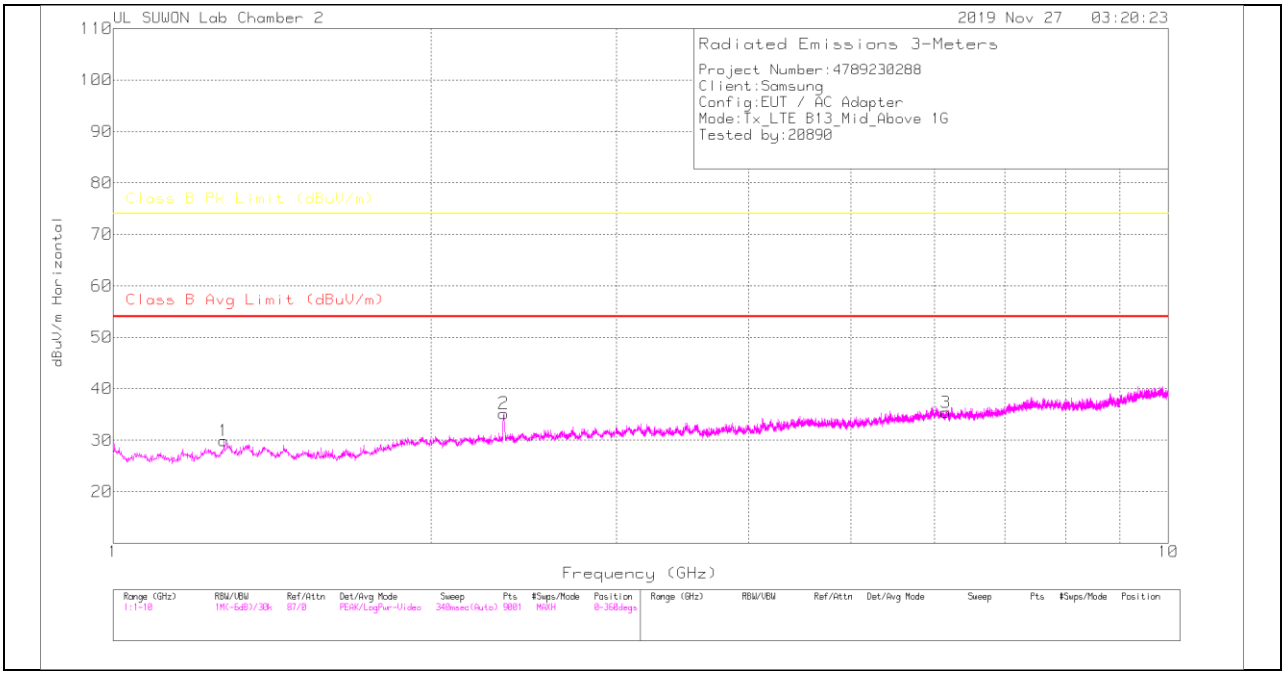

VERTICAL PEAK PLOT

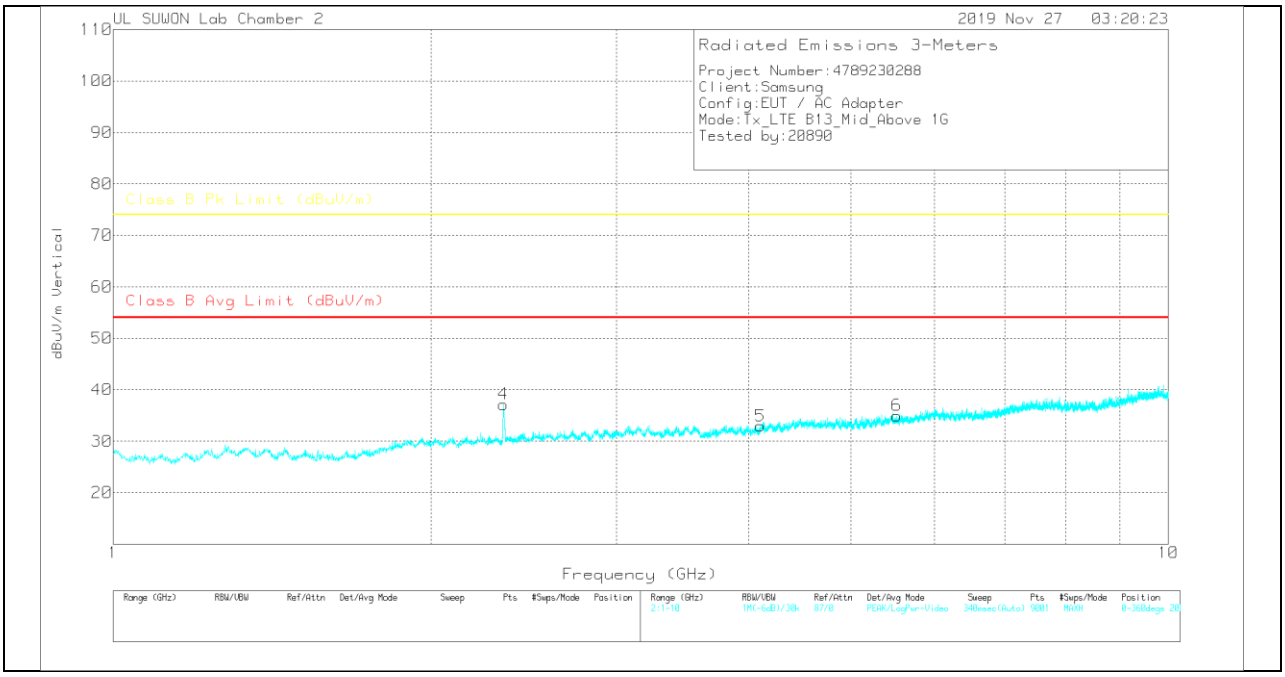

UL Korea, Ltd. Confidential
This report shall not be reproduced except in full, without the written approval of UL Korea, Ltd.

DATA

Trace Markers

Marker	Frequency (GHz)	Meter Reading (dBuV)	Det	3117_00168724	1-18GHz[dB]	1GHz_HP[dB]	Corrected Reading dBuV/m	Class B Avg Limit (dBuV/m)	Av(CISPR)Margin (dB)	Class B Pk Limit (dBuV/m)	Margin (dB)	Azimuth (Degs)	Height (cm)	Polarity
1	1.273	31.39	PK	29.5	-31.8	.8	29.89	-	-	74	-44.11	0-360	200	H
2	2.345	33.5	PK	31.6	-30.6	.7	35.2	-	-	74	-38.8	0-360	100	H
3	6.153	26.61	PK	35.1	-26.8	.5	35.41	-	-	74	-38.59	0-360	100	H
4	2.344	35.47	PK	31.5	-30.5	.7	37.17	-	-	74	-36.83	0-360	100	V
5	4.106	27.64	PK	33.4	-28.6	.5	32.94	-	-	74	-41.06	0-360	100	V
6	5.531	27.67	PK	34.6	-27.8	.5	34.97	-	-	74	-39.03	0-360	100	V

PK – Peak Detector

Note: Unwanted emissions on the harmonic frequency were generated from the call-simulator with the TX and RX signals.

UL Korea, Ltd. Suwon Laboratory FORM ID: FCC_22/24/27(03)
218 Maeyeong-ro, Yeongtong-gu, Suwon-si, Gyeonggi-do, 16675, Korea TEL: (031) 337-9902 FAX: (031) 213-5433
UL Korea, Ltd. Confidential
This report shall not be reproduced except in full, without the written approval of UL Korea, Ltd.

HIGH CHANNEL(753.5MHz)

HORIZONTAL PEAK PLOT

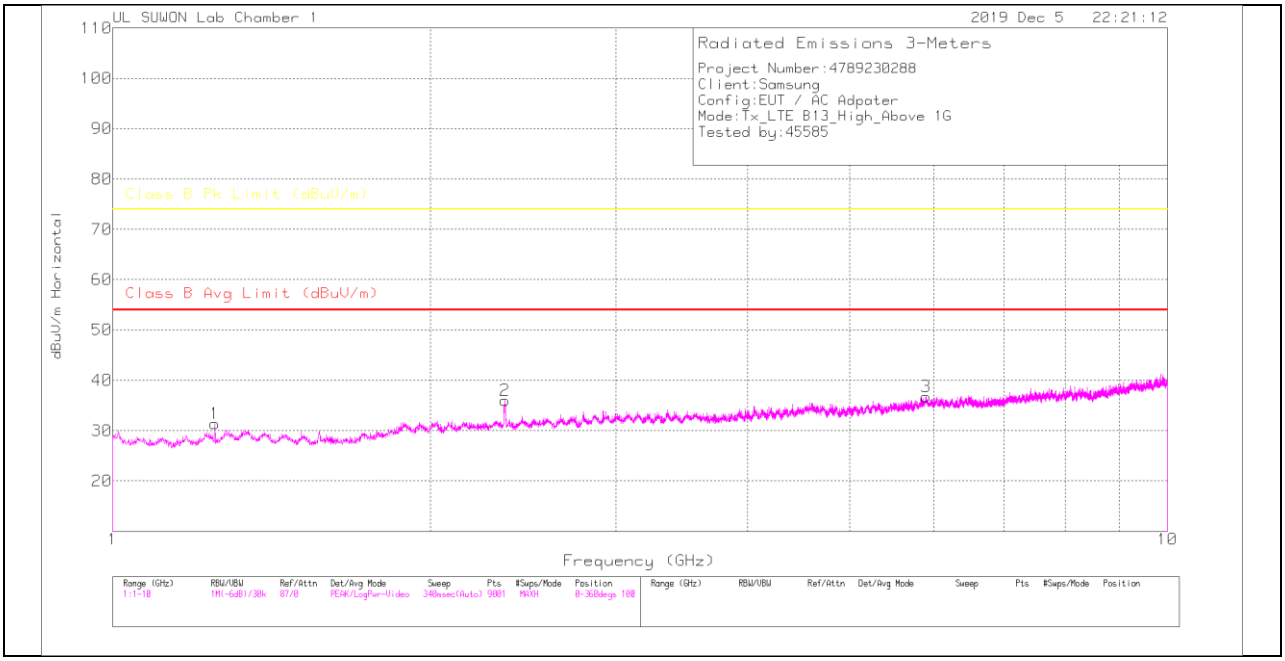

VERTICAL PEAK PLOT

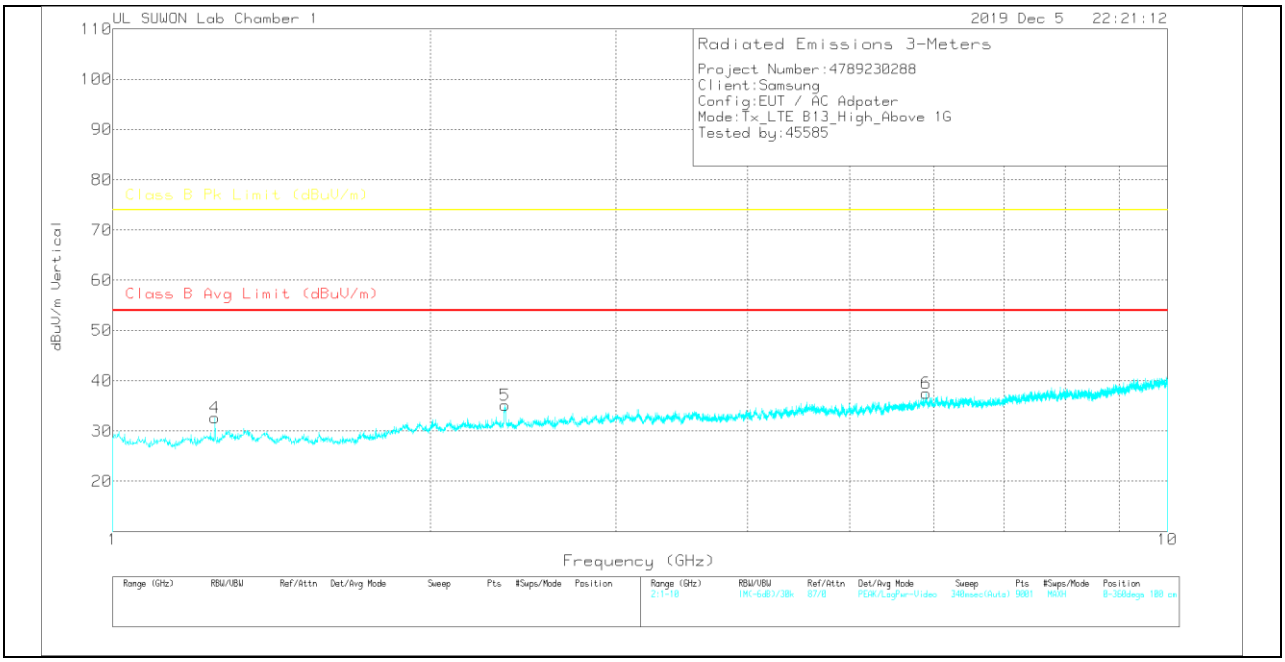

UL Korea, Ltd. Confidential
This report shall not be reproduced except in full, without the written approval of UL Korea, Ltd.

DATA

Trace Markers

Marker	Frequency (GHz)	Meter Reading (dBuV)	Det	3117_00168717	1-18GHz[dB]	1GHz_HPF	Corrected Reading dBuV/m	Class B Avg Limit (dBuV/m)	Av(CISPR)Margin (dB)	Class B Pk Limit (dBuV/m)	Margin (dB)	Azimuth (Degs)	Height (cm)	Polarity
1	1.25	38.5	PK	29.2	-37	.7	31.4	-	-	74	-42.6	0-360	200	H
2	2.354	38.98	PK	31.6	-35.1	.5	35.98	-	-	74	-38.02	0-360	100	H
3	5.901	31.8	PK	35	-30.6	.5	36.7	-	-	74	-37.3	0-360	100	H
4	1.25	39.69	PK	29.2	-37	.7	32.59	-	-	74	-41.41	0-360	200	V
5	2.356	38.18	PK	31.6	-35	.4	35.18	-	-	74	-38.82	0-360	200	V
6	5.908	32.55	PK	35	-30.5	.4	37.45	-	-	74	-36.55	0-360	200	V

PK – Peak Detector

Note: Unwanted emissions on the harmonic frequency were generated from the call-simulator with the TX and RX signals.

UL Korea, Ltd. Suwon Laboratory FORM ID: FCC_22/24/27(03)
218 Maeyeong-ro, Yeongtong-gu, Suwon-si, Gyeonggi-do, 16675, Korea TEL: (031) 337-9902 FAX: (031) 213-5433
UL Korea, Ltd. Confidential
This report shall not be reproduced except in full, without the written approval of UL Korea, Ltd.

7.5. Above 1 GHz in the LTE Band 26

LOW CHANNEL(860.5MHz)

HORIZONTAL PEAK PLOT

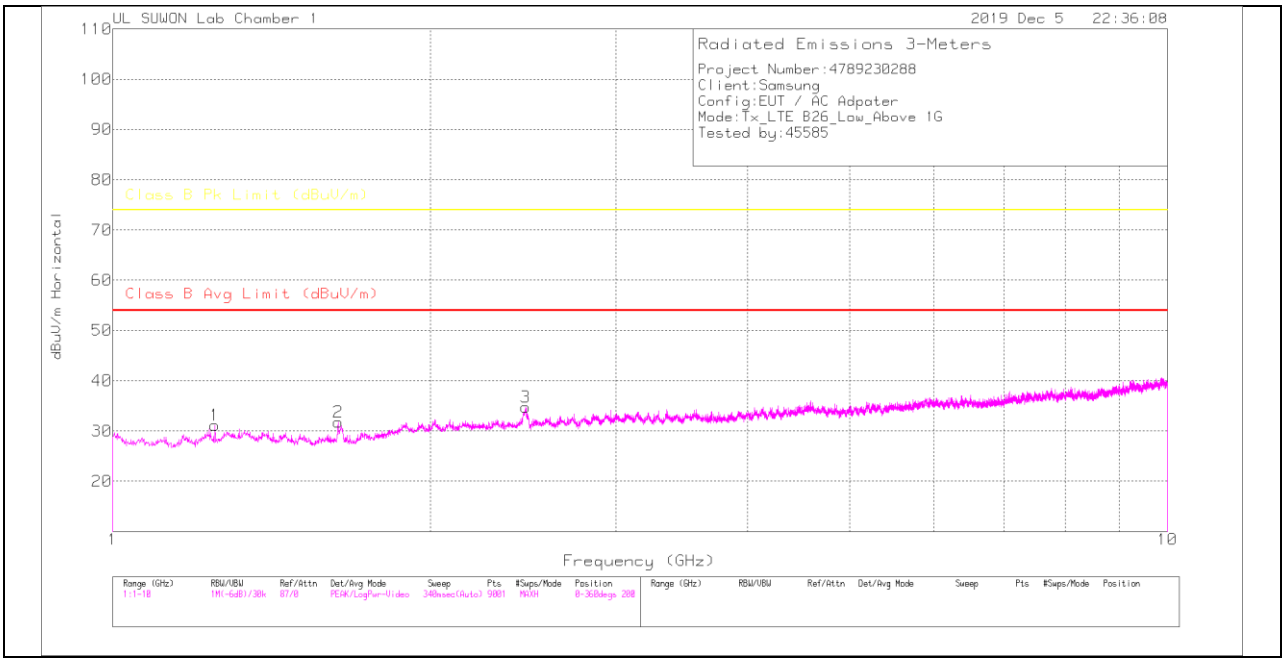

VERTICAL PEAK PLOT

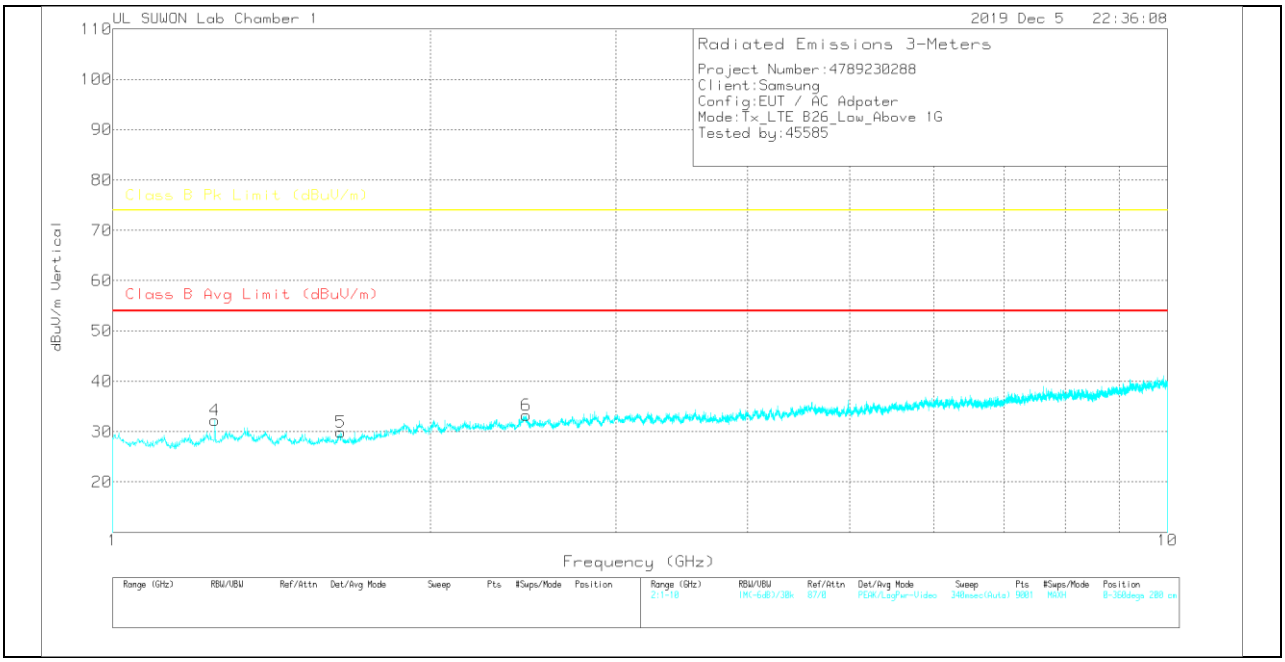

UL Korea, Ltd. Suwon Laboratory FORM ID: FCC_22/24/27(03)
218 Maeyeong-ro, Yeongtong-gu, Suwon-si, Gyeonggi-do, 16675, Korea TEL: (031) 337-9902 FAX: (031) 213-5433
UL Korea, Ltd. Confidential
This report shall not be reproduced except in full, without the written approval of UL Korea, Ltd.

DATA

Trace Markers

Marker	Frequency (GHz)	Meter Reading (dBuV)	Det	3117_00168717	1-18GHz[dB]	1GHz_HPF	Corrected Reading dBuV/m	Class B Avg Limit (dBuV/m)	Av(CISPR)Margin (dB)	Class B Pk Limit (dBuV/m)	Margin (dB)	Azimuth (Degs)	Height (cm)	Polarity
1	1.25	38.24	PK	29.2	-37	.7	31.14	-	-	74	-42.86	0-360	200	H
2	1.636	38.91	PK	28.3	-36.2	.7	31.71	-	-	74	-42.29	0-360	200	H
3	2.464	36.78	PK	31.9	-34.7	.8	34.78	-	-	74	-39.22	0-360	200	H
4	1.25	39.31	PK	29.2	-37	.7	32.21	-	-	74	-41.79	0-360	200	V
5	1.646	37.16	PK	28.3	-36.2	.6	29.86	-	-	74	-44.14	0-360	100	V
6	2.468	35.31	PK	31.9	-34.7	.7	33.21	-	-	74	-40.79	0-360	200	V

PK – Peak Detector

Note: Unwanted emissions on the harmonic frequency were generated from the call-simulator with the TX and RX signals.

UL Korea, Ltd. Suwon Laboratory FORM ID: FCC_22/24/27(03)
218 Maeyeong-ro, Yeongtong-gu, Suwon-si, Gyeonggi-do, 16675, Korea TEL: (031) 337-9902 FAX: (031) 213-5433
UL Korea, Ltd. Confidential
This report shall not be reproduced except in full, without the written approval of UL Korea, Ltd.

MID CHANNEL(876.5MHz)

HORIZONTAL PEAK PLOT

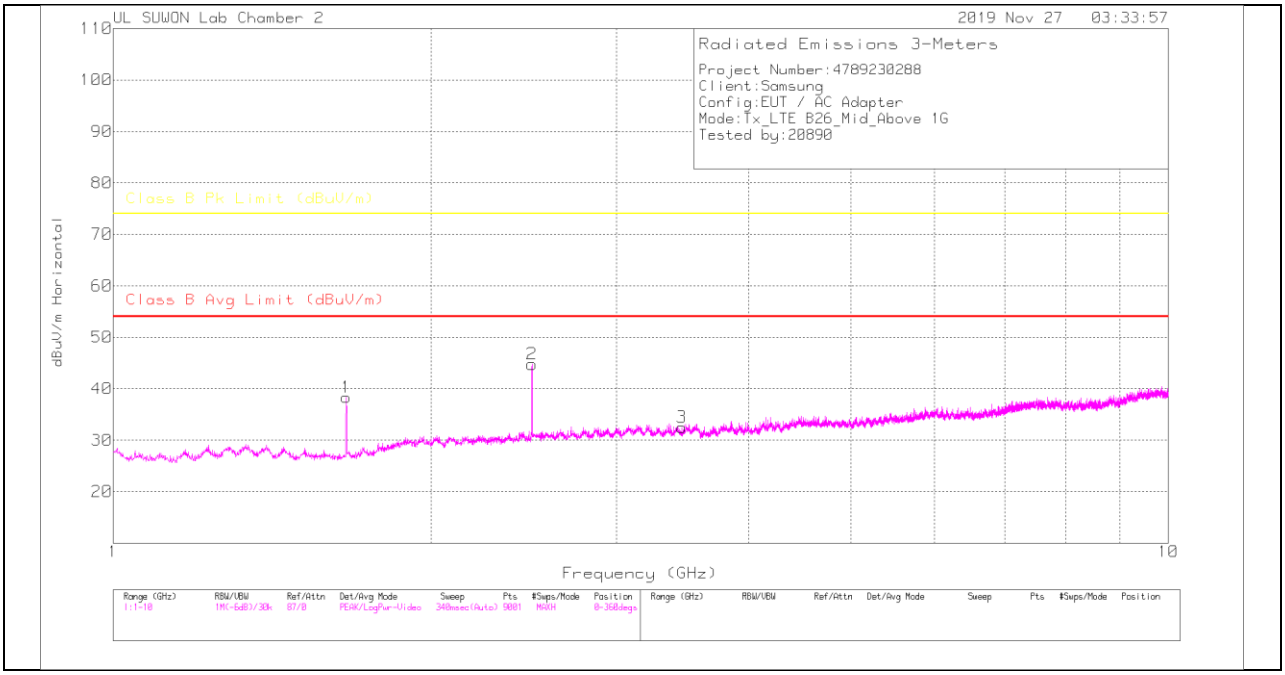

VERTICAL PEAK PLOT

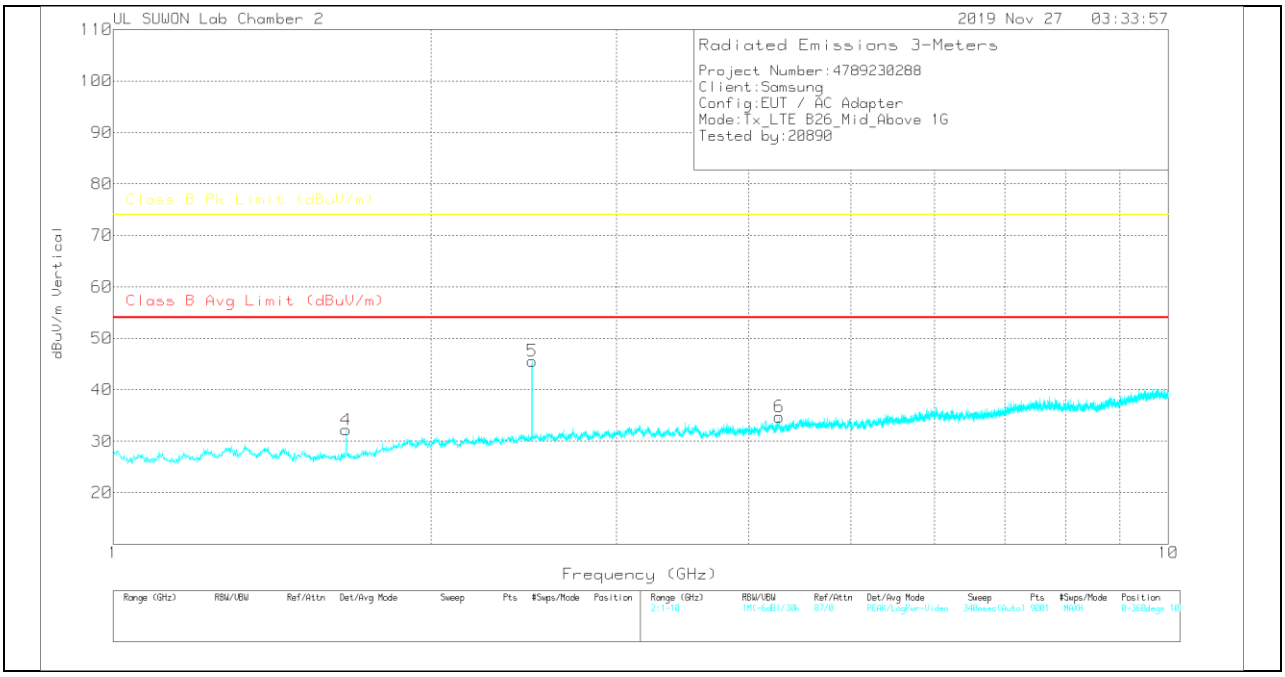

UL Korea, Ltd. Suwon Laboratory FORM ID: FCC_22/24/27(03)
218 Maeyeong-ro, Yeongtong-gu, Suwon-si, Gyeonggi-do, 16675, Korea TEL: (031) 337-9902 FAX: (031) 213-5433
UL Korea, Ltd. Confidential
This report shall not be reproduced except in full, without the written approval of UL Korea, Ltd.

DATA

Trace Markers

Marker	Frequency (GHz)	Meter Reading (dBuV)	Det	3117_00168724	1-18GHz[dB]	1GHz_HP[dB]	Corrected Reading dBuV/m	Class B Avg Limit (dBuV/m)	Av(CISPR)Margin (dB)	Class B Pk Limit (dBuV/m)	Margin (dB)	Azimuth (Degs)	Height (cm)	Polarity
1	1.663	40.63	PK	28.4	-31.4	.7	38.33	-	-	74	-35.67	0-360	200	H
2	2.494	42.27	PK	31.9	-30.1	.7	44.77	-	-	74	-29.23	0-360	100	H
3	3.46	28.11	PK	32.7	-28.9	.6	32.51	-	-	74	-41.49	0-360	100	H
4	1.662	34.43	PK	28.4	-31.3	.7	32.23	-	-	74	-41.77	0-360	200	V
5	2.495	42.97	PK	31.9	-30	.7	45.57	-	-	74	-28.43	0-360	100	V
6	4.276	29.54	PK	33.5	-28.8	.5	34.74	-	-	74	-39.26	0-360	200	V

PK – Peak Detector

Note: Unwanted emissions on the harmonic frequency were generated from the call-simulator with the TX and RX signals.

UL Korea, Ltd. Suwon Laboratory FORM ID: FCC_22/24/27(03)
218 Maeyeong-ro, Yeongtong-gu, Suwon-si, Gyeonggi-do, 16675, Korea TEL: (031) 337-9902 FAX: (031) 213-5433
UL Korea, Ltd. Confidential
This report shall not be reproduced except in full, without the written approval of UL Korea, Ltd.

HIGH CHANNEL(892.5MHz)

HORIZONTAL PEAK PLOT

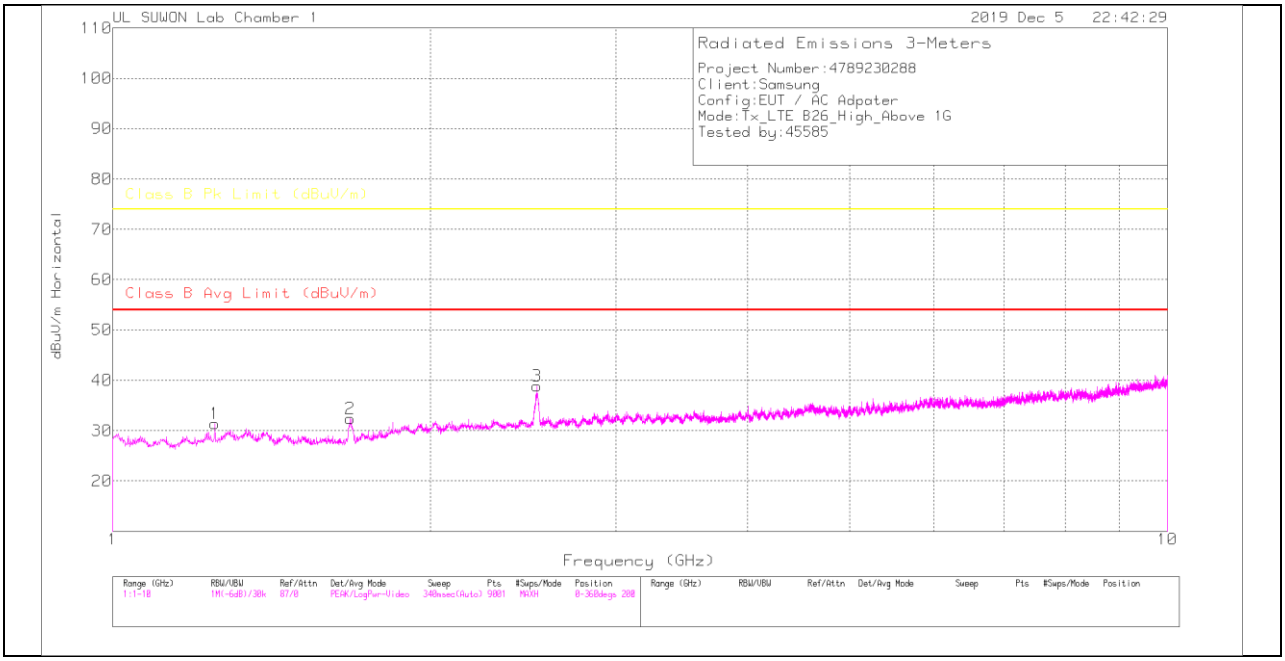

VERTICAL PEAK PLOT

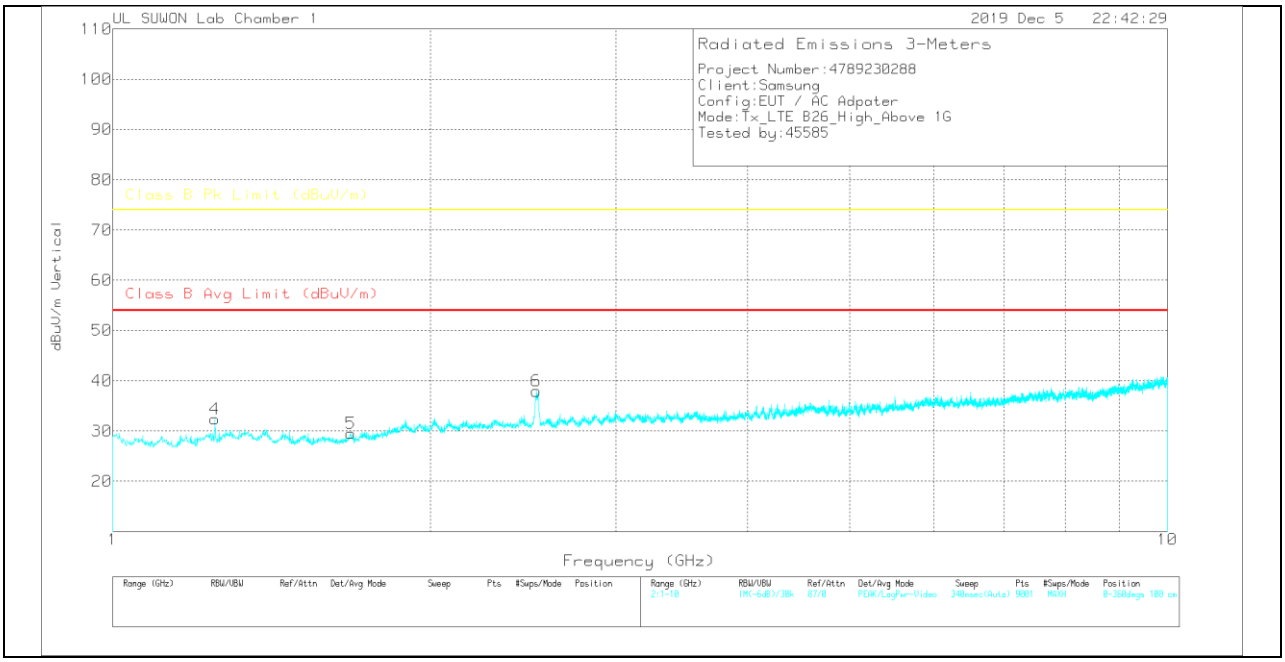

UL Korea, Ltd. Confidential
This report shall not be reproduced except in full, without the written approval of UL Korea, Ltd.

DATA

Trace Markers

Marker	Frequency (GHz)	Meter Reading (dBuV)	Det	3117_00168717	1-18GHz[dB]	1GHz_HPF	Corrected Reading dBuV/m	Class B Avg Limit (dBuV/m)	Av(CISPR)Margin (dB)	Class B Pk Limit (dBuV/m)	Margin (dB)	Azimuth (Degs)	Height (cm)	Polarity
1	1.25	38.49	PK	29.2	-37	.7	31.39	-	-	74	-42.61	0-360	200	H
2	1.679	39.49	PK	28.5	-36.1	.5	32.39	-	-	74	-41.61	0-360	200	H
3	2.525	40.79	PK	32	-34.5	.6	38.89	-	-	74	-35.11	0-360	200	H
4	1.25	39.44	PK	29.2	-37	.7	32.34	-	-	74	-41.66	0-360	200	V
5	1.681	36.66	PK	28.5	-36.1	.5	29.56	-	-	74	-44.44	0-360	100	V
6	2.521	39.94	PK	32	-34.6	.6	37.94	-	-	74	-36.06	0-360	100	V

PK – Peak Detector

Note: Unwanted emissions on the harmonic frequency were generated from the call-simulator with the TX and RX signals.

UL Korea, Ltd. Suwon Laboratory FORM ID: FCC_22/24/27(03)
218 Maeyeong-ro, Yeongtong-gu, Suwon-si, Gyeonggi-do, 16675, Korea TEL: (031) 337-9902 FAX: (031) 213-5433
UL Korea, Ltd. Confidential
This report shall not be reproduced except in full, without the written approval of UL Korea, Ltd.

7.6. Below 1 GHz in the GSM850

LOW CHANNEL(869.2MHz)

HORIZONTAL PEAK PLOT

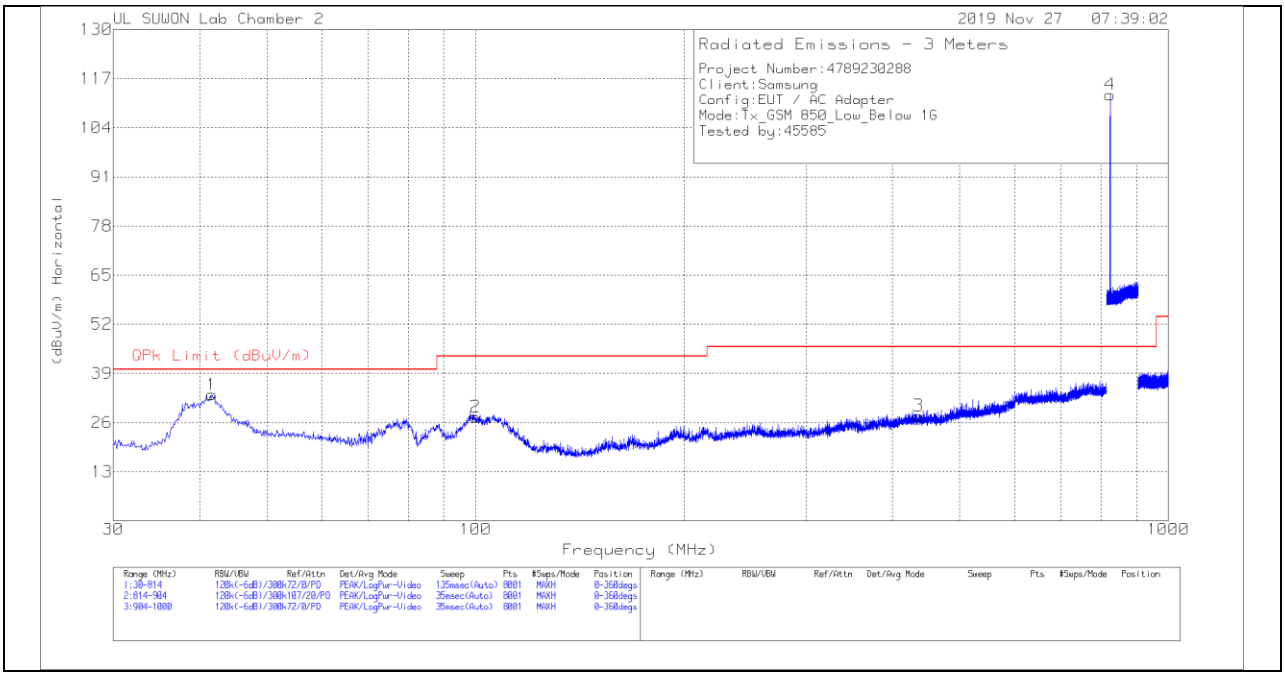

VERTICAL PEAK PLOT

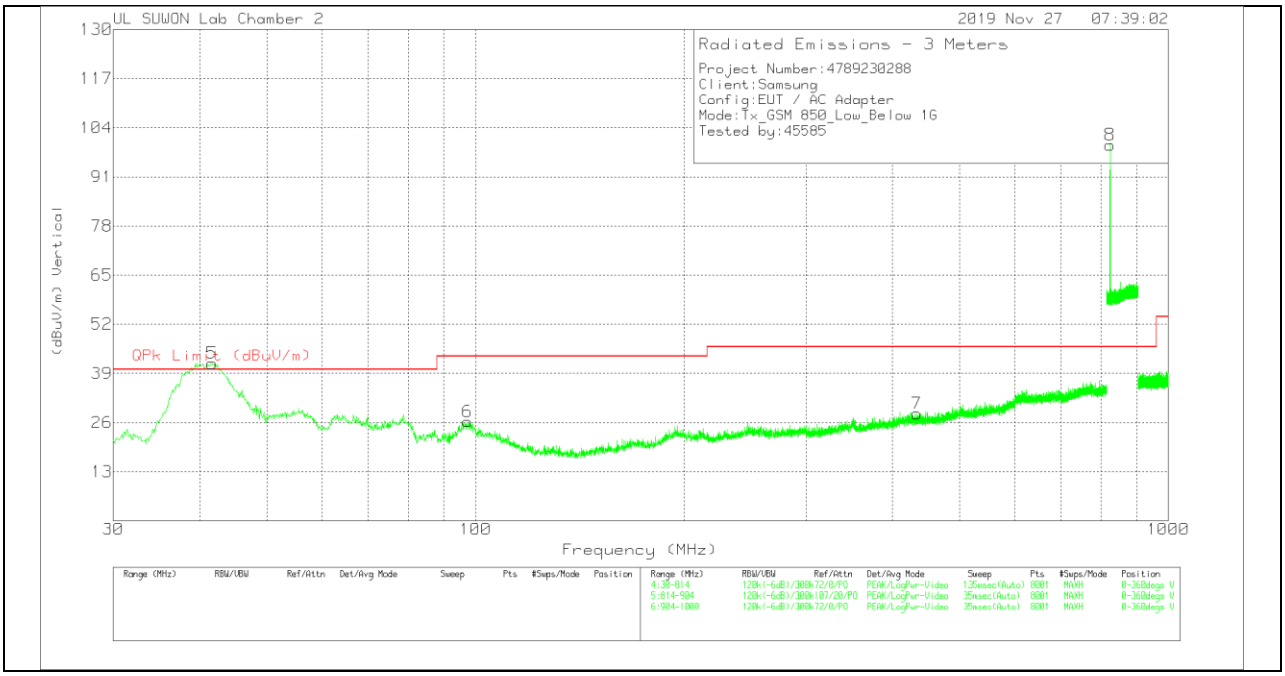

UL Korea, Ltd. Confidential
This report shall not be reproduced except in full, without the written approval of UL Korea, Ltd.

DATA

Trace Markers

Marker	Frequency (MHz)	Meter Reading (dBuV)	Det	VULB9163_749	Below_1G_Bypass [dB]	Corrected Reading (dBuV/m)	QPk Limit (dBuV/m)	Margin (dB)	Azimuth (Degs)	Height (cm)	Polarity
1	41.662	13.56	Pk	19.1	.7	33.36	40	-6.64	0-360	300	H
2	99.972	8.67	Pk	17.7	1.1	27.47	43.52	-16.05	0-360	400	H
3	435.916	3.39	Pk	22.1	2.3	27.79	46.02	-18.23	0-360	200	H
4	824.1363	82.67	Pk	26.9	3.2	112.77	**46.02**	**66.75**	0-360	100	H
5	41.662	21.85	Pk	19.1	.7	41.65	**40**	**1.65**	0-360	100	V
6	97.326	7.61	Pk	17.5	1.1	26.21	43.52	-17.31	0-360	100	V
7	433.466	3.95	Pk	22.1	2.3	28.35	46.02	-17.67	0-360	100	V
8	824.17	69.33	Pk	26.9	3.2	99.43	**46.02**	**53.41**	0-360	200	V

Pk - Peak detector

Radiated Emissions

Frequency (MHz)	Meter Reading (dBuV)	Det	VULB9163_749	Below_1G_Bypass[dB]	Corrected Reading (dBuV/m)	QPk Limit (dBuV/m)	Margin (dB)	Azimuth (Degs)	Height (cm)	Polarity
41.662	14.28	Qp	19.1	.7	34.08	40	-5.92	245	107	V

Qp - Quasi-Peak detector

Note: Unwanted emissions captured from 824MHz to 849MHz and from 869MHz to 894MHz were the TX and RX signals generated from the call-simulator.

UL Korea, Ltd. Suwon Laboratory FORM ID: FCC_22/24/27(03)
218 Maeyeong-ro, Yeongtong-gu, Suwon-si, Gyeonggi-do, 16675, Korea TEL: (031) 337-9902 FAX: (031) 213-5433
UL Korea, Ltd. Confidential
This report shall not be reproduced except in full, without the written approval of UL Korea, Ltd.

MID CHANNEL(881.6MHz)

HORIZONTAL PEAK PLOT

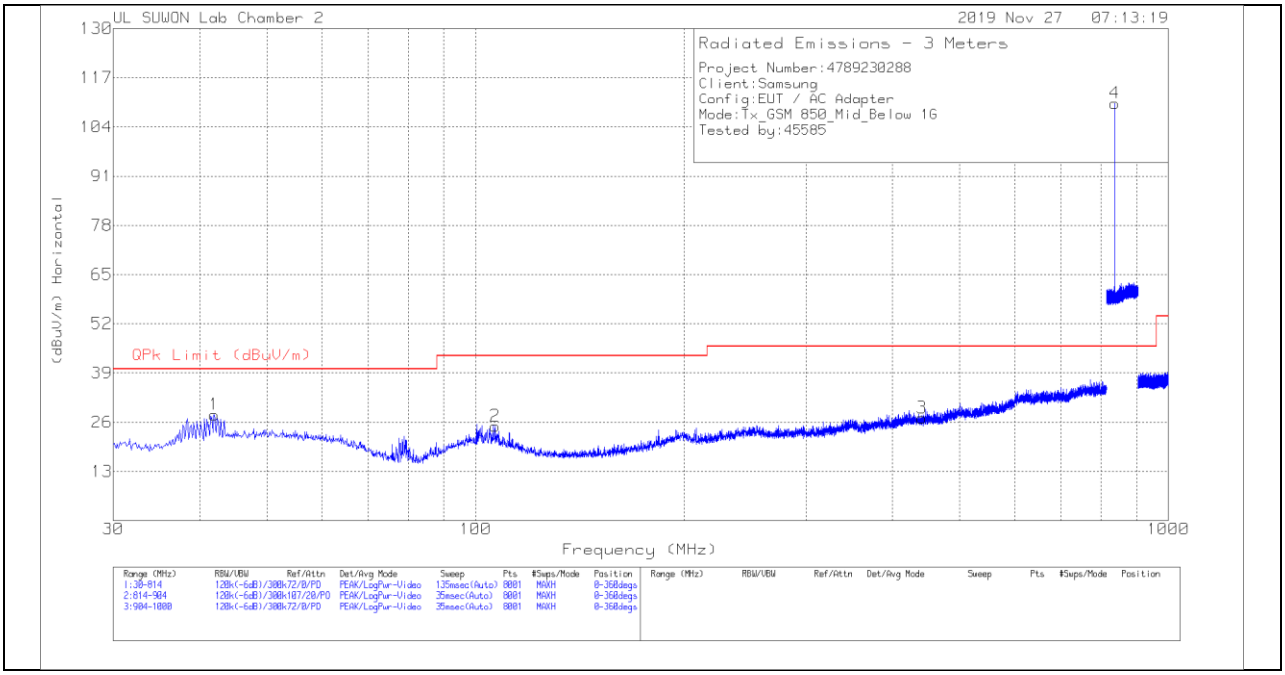

VERTICAL PEAK PLOT

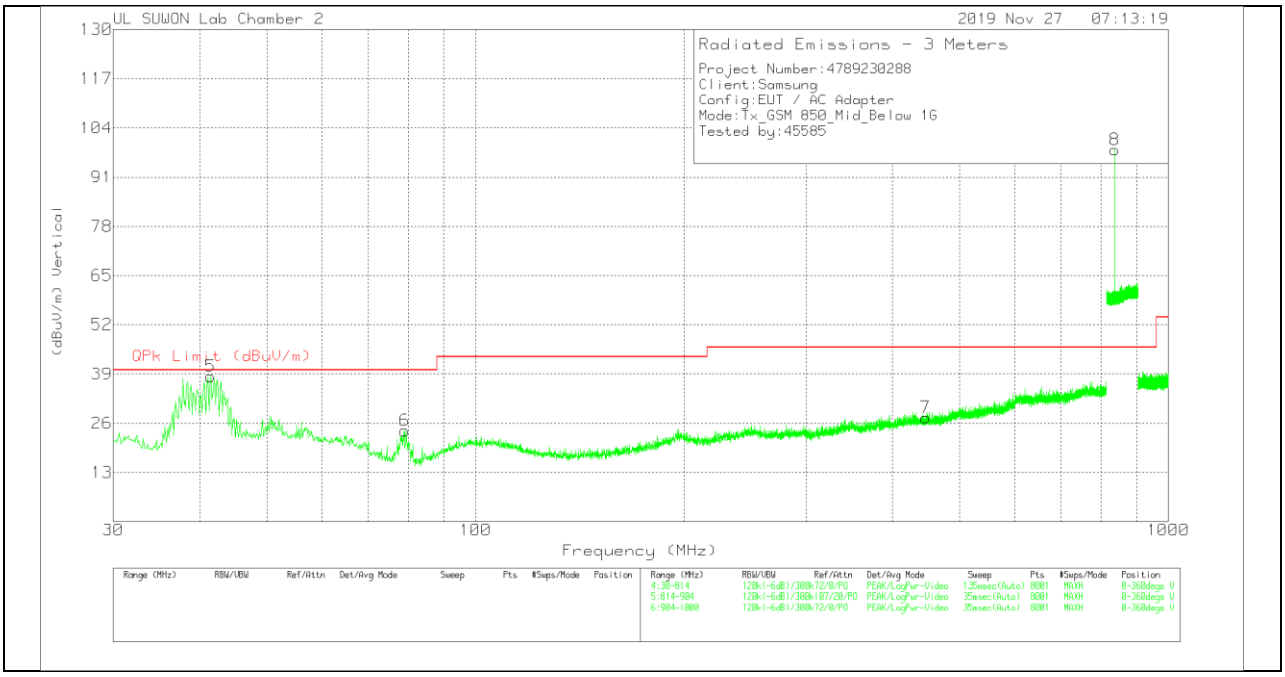

UL Korea, Ltd. Suwon Laboratory FORM ID: FCC_22/24/27(03)
218 Maeyeong-ro, Yeongtong-gu, Suwon-si, Gyeonggi-do, 16675, Korea TEL: (031) 337-9902 FAX: (031) 213-5433
UL Korea, Ltd. Confidential
This report shall not be reproduced except in full, without the written approval of UL Korea, Ltd.

DATA

Trace Markers

Marker	Frequency (MHz)	Meter Reading (dBuV)	Det	VULB9163_749	Below_1G_Bypass[dB]	Corrected Reading (dBuV/m)	QPk Limit (dBuV/m)	Margin (dB)	Azimuth (Degs)	Height (cm)	Polarity
1	41.956	8.08	Pk	19.2	.7	27.98	40	-12.02	0-360	300	H
2	106.734	6.25	Pk	17.5	1.2	24.95	43.52	-18.57	0-360	300	H
3	440.914	2.74	Pk	22	2.4	27.14	46.02	-18.88	0-360	200	H
4	836.5338	79.87	Pk	27.1	3.3	110.27	**46.02**	**64.25**	0-360	100	H
5	41.466	18.54	Pk	19.1	.7	38.34	40	-1.66	0-360	100	V
6	79	10.41	Pk	12.6	1	24.01	40	-15.99	0-360	100	V
7	446.402	2.92	Pk	22.1	2.4	27.42	46.02	-18.6	0-360	100	V
8	836.6013	67.84	Pk	27.1	3.3	98.24	**46.02**	**52.22**	0-360	200	V

Pk - Peak detector

Note: Unwanted emissions captured from 824MHz to 849MHz and from 869MHz to 894MHz were the TX and RX signals generated from the call-simulator.

UL Korea, Ltd. Suwon Laboratory FORM ID: FCC_22/24/27(03)
218 Maeyeong-ro, Yeongtong-gu, Suwon-si, Gyeonggi-do, 16675, Korea TEL: (031) 337-9902 FAX: (031) 213-5433
UL Korea, Ltd. Confidential
This report shall not be reproduced except in full, without the written approval of UL Korea, Ltd.

HIGH CHANNEL(893.8MHz)

HORIZONTAL PEAK PLOT

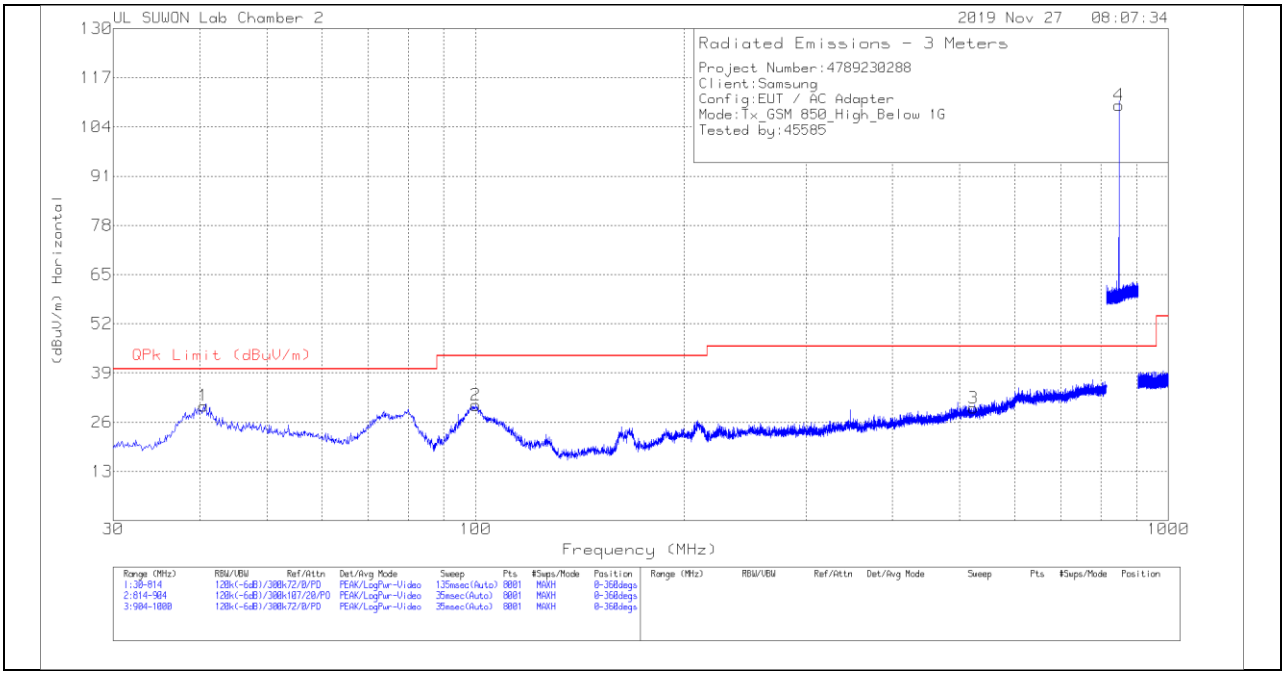

VERTICAL PEAK PLOT

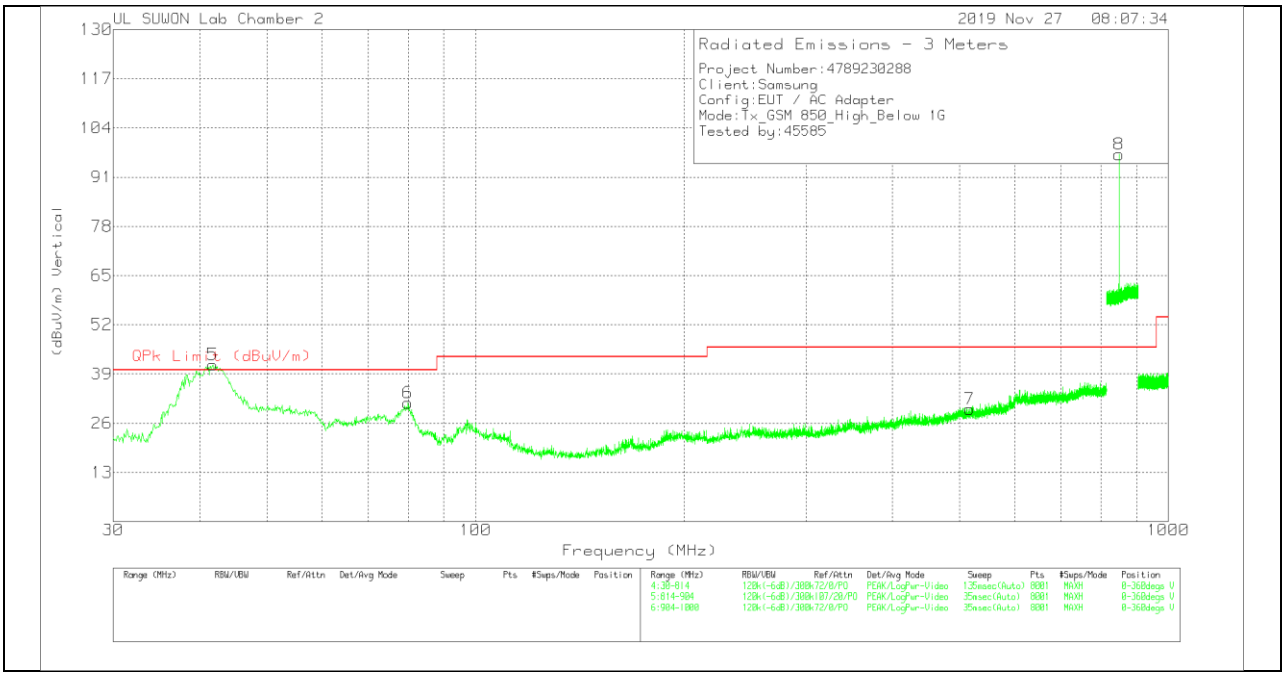

UL Korea, Ltd. Suwon Laboratory FORM ID: FCC_22/24/27(03)
218 Maeyeong-ro, Yeongtong-gu, Suwon-si, Gyeonggi-do, 16675, Korea TEL: (031) 337-9902 FAX: (031) 213-5433
UL Korea, Ltd. Confidential
This report shall not be reproduced except in full, without the written approval of UL Korea, Ltd.

DATA

Trace Markers

Marker	Frequency (MHz)	Meter Reading (dBuV)	Det	VULB9163_749	Below_1G_Bypass[dB]	Corrected Reading (dBuV/m)	QPk Limit (dBuV/m)	Margin (dB)	Azimuth (Degs)	Height (cm)	Polarity
1	40.486	10.82	Pk	18.8	.7	30.32	40	-9.68	0-360	300	H
2	100.07	11.72	Pk	17.7	1.1	30.52	43.52	-13	0-360	300	H
3	523.038	3.93	Pk	23.2	2.6	29.73	46.02	-16.29	0-360	200	H
4	848.7063	79.03	Pk	27.4	3.3	109.73	**46.02**	**63.71**	0-360	100	H
5	41.76	21.62	Pk	19.1	.7	41.42	**40**	**1.42**	0-360	100	V
6	79.882	17.75	Pk	12.6	1	31.35	40	-8.65	0-360	100	V
7	517.158	3.89	Pk	23.2	2.6	29.69	46.02	-16.33	0-360	400	V
8	848.8188	66.31	Pk	27.4	3.3	97.01	**46.02**	**50.99**	0-360	200	V

Pk - Peak detector

Radiated Emissions

Frequency (MHz)	Meter Reading (dBuV)	Det	VULB9163_749	Below_1G_Bypass[dB]	Corrected Reading (dBuV/m)	QPk Limit (dBuV/m)	Margin (dB)	Azimuth (Degs)	Height (cm)	Polarity
41.76	16.23	Qp	19.1	.7	36.03	40	-3.97	247	101	V

Qp - Quasi-Peak detector

Note: Unwanted emissions captured from 824MHz to 849MHz and from 869MHz to 894MHz were the TX and RX signals generated from the call-simulator.

UL Korea, Ltd. Suwon Laboratory FORM ID: FCC_22/24/27(03)
218 Maeyeong-ro, Yeongtong-gu, Suwon-si, Gyeonggi-do, 16675, Korea TEL: (031) 337-9902 FAX: (031) 213-5433
UL Korea, Ltd. Confidential
This report shall not be reproduced except in full, without the written approval of UL Korea, Ltd.

7.7. Below 1 GHz in the WCDMA Band 5

MID CHANNEL(881.6MHz)

HORIZONTAL PEAK PLOT

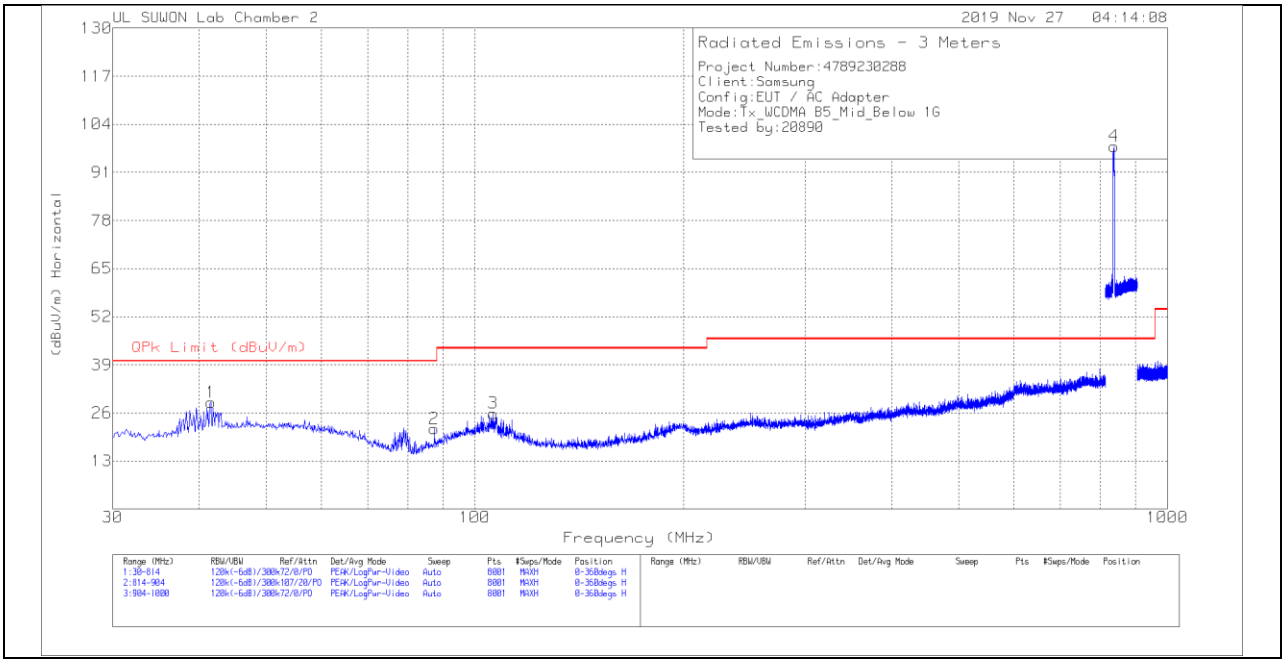

VERTICAL PEAK PLOT

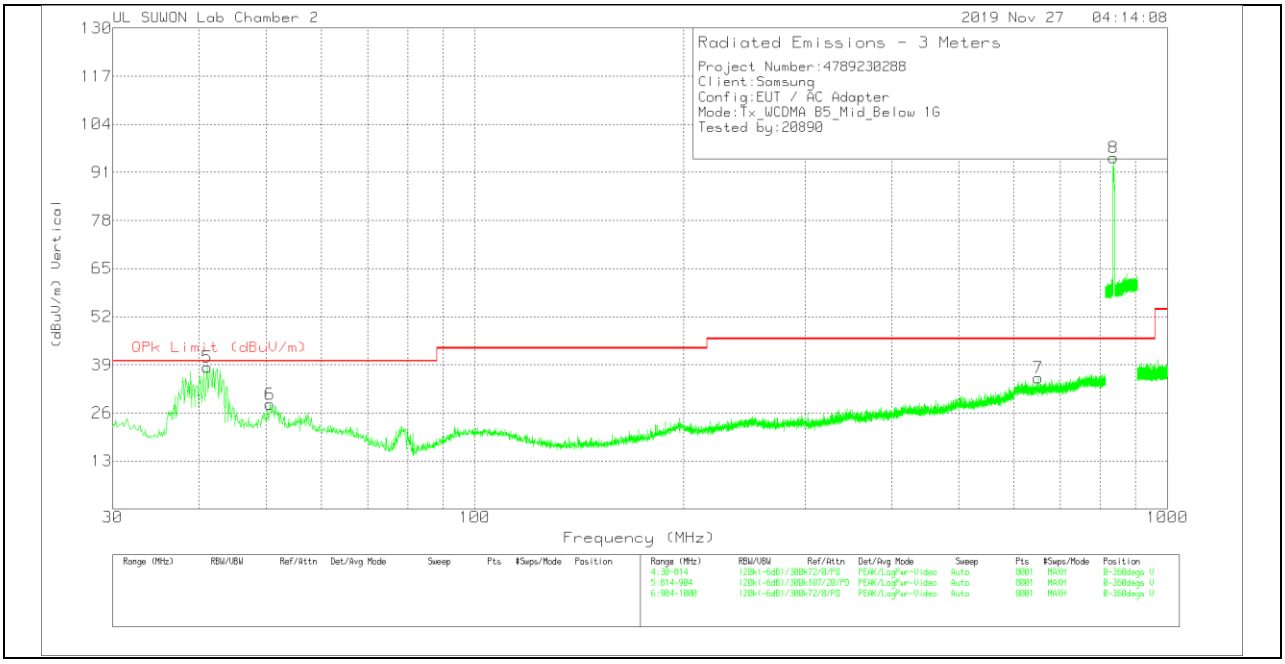

UL Korea, Ltd. Suwon Laboratory FORM ID: FCC_22/24/27(03)
218 Maeyeong-ro, Yeongtong-gu, Suwon-si, Gyeonggi-do, 16675, Korea TEL: (031) 337-9902 FAX: (031) 213-5433
UL Korea, Ltd. Confidential
This report shall not be reproduced except in full, without the written approval of UL Korea, Ltd.

DATA

Trace Markers

Marker	Frequency (MHz)	Meter Reading (dBuV)	Det	VULB9163_749	Below_1G_Bypass[dB]	Corrected Reading (dBuV/m)	QPk Limit (dBuV/m)	Margin (dB)	Azimuth (Degs)	Height (cm)	Polarity
1	41.564	9.1	Pk	19.1	.7	28.9	40	-11.1	0-360	300	H
2	87.428	6.18	Pk	14.5	1.1	21.78	40	-18.22	0-360	300	H
3	106.244	7.21	Pk	17.5	1.2	25.91	43.52	-17.61	0-360	300	H
4	837.1975	67.7	Pk	27.1	3.3	98.1	**46.02**	**52.08**	0-360	300	H
5	41.074	18.68	Pk	19	.7	38.38	40	-1.62	0-360	100	V
6	50.58	7.92	Pk	19.7	.8	28.42	40	-11.58	0-360	100	V
7	650.83	7.24	Pk	25.4	2.9	35.54	46.02	-10.48	0-360	300	V
8	835.4763	64.6	Pk	27.1	3.3	95	**46.02**	**48.98**	0-360	100	V

Pk - Peak detector

Radiated Emissions

Frequency (MHz)	Meter Reading (dBuV)	Det	VULB9163_749	Below_1G_Bypass[dB]	Corrected Reading (dBuV/m)	QPk Limit (dBuV/m)	Margin (dB)	Azimuth (Degs)	Height (cm)	Polarity
41.074	15.44	Qp	19	.7	35.14	40	-4.86	241	101	V

Qp - Quasi-Peak detector

Note: Unwanted emissions captured from 824MHz to 849MHz and from 869MHz to 894MHz were the TX and RX signals generated from the call-simulator.

UL Korea, Ltd. Suwon Laboratory FORM ID: FCC_22/24/27(03)
218 Maeyeong-ro, Yeongtong-gu, Suwon-si, Gyeonggi-do, 16675, Korea TEL: (031) 337-9902 FAX: (031) 213-5433
UL Korea, Ltd. Confidential
This report shall not be reproduced except in full, without the written approval of UL Korea, Ltd.

7.8. Below 1 GHz in the LTE Band 12

LOW CHANNEL(730.5MHz)

HORIZONTAL PEAK PLOT

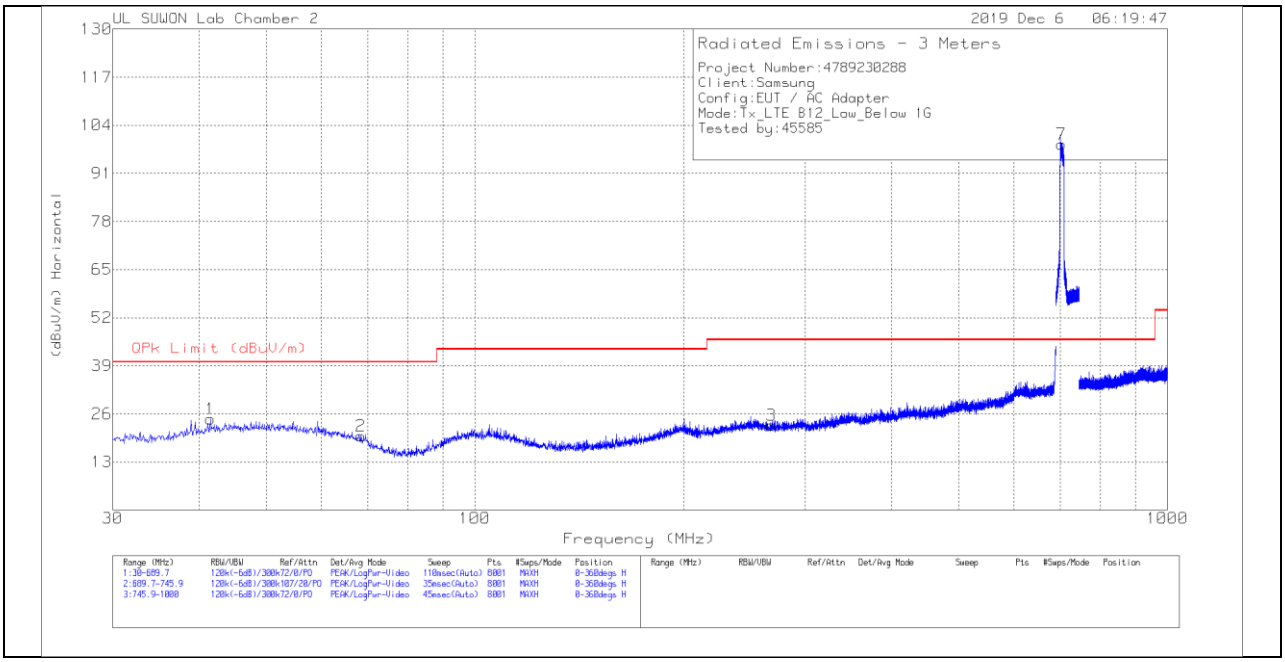

VERTICAL PEAK PLOT

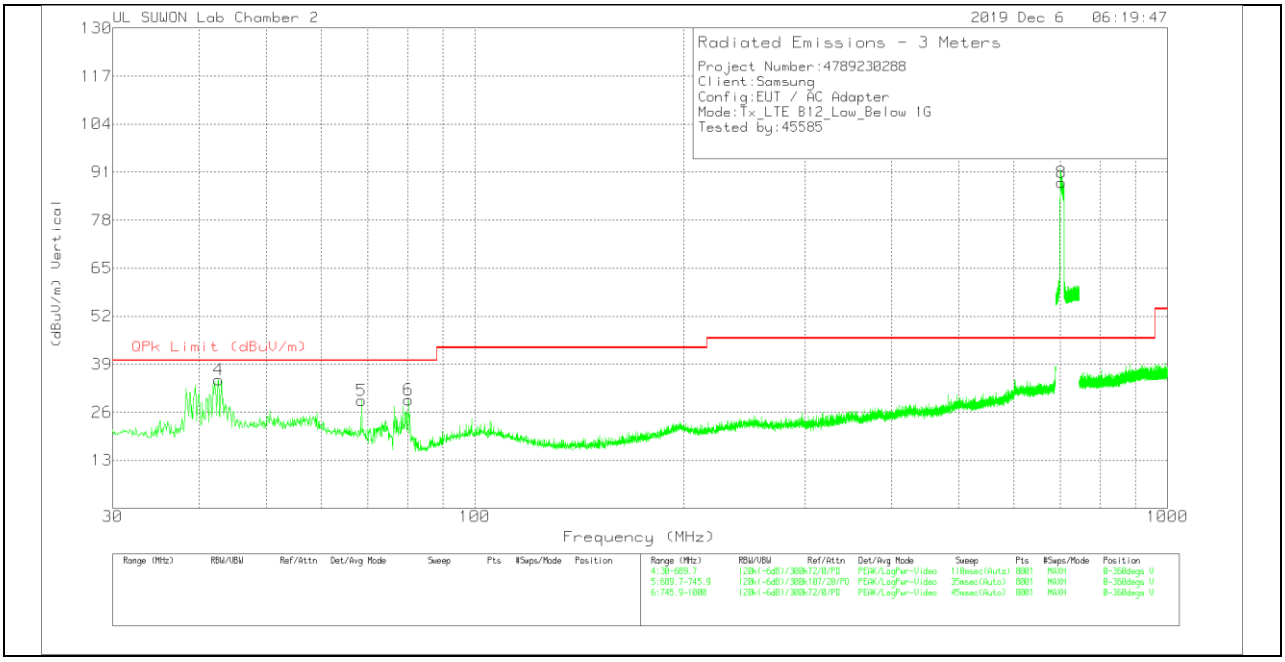

UL Korea, Ltd. Suwon Laboratory FORM ID: FCC_22/24/27(03)
218 Maeyeong-ro, Yeongtong-gu, Suwon-si, Gyeonggi-do, 16675, Korea TEL: (031) 337-9902 FAX: (031) 213-5433
UL Korea, Ltd. Confidential
This report shall not be reproduced except in full, without the written approval of UL Korea, Ltd.

DATA

Trace Markers

Marker	Frequency (MHz)	Meter Reading (dBuV)	Det	VULB9163_749	Below_1G_Bypass [dB]	Corrected Reading (dBuV/m)	QPk Limit (dBuV/m)	Margin (dB)	Azimuth (Degs)	Height (cm)	Polarity
1	41.5448	4.82	Pk	19.1	.7	24.62	40	-15.38	0-360	400	H
2	68.5102	3.13	Pk	16.1	.9	20.13	40	-19.87	0-360	300	H
3	267.9058	2.52	Pk	18.6	1.8	22.92	46.02	-23.1	0-360	200	H
7	703.476	70.4	Pk	25.5	3	98.9	**46.02**	**52.88**	0-360	100	H
4	42.6168	14.82	Pk	19.3	.7	34.82	40	-5.18	0-360	100	V
5	68.5927	12.35	Pk	16	.9	29.25	40	-10.75	0-360	300	V
6	80.22	15.72	Pk	12.6	1	29.32	40	-10.68	0-360	400	V
8	702.7244	59.75	Pk	25.5	3	88.25	**46.02**	**42.23**	0-360	100	V

Pk - Peak detector

Radiated Emissions

Frequency (MHz)	Meter Reading (dBuV)	Det	VULB9163_749	Below_1G_Bypass[dB]	Corrected Reading (dBuV/m)	QPk Limit (dBuV/m)	Margin (dB)	Azimuth (Degs)	Height (cm)	Polarity
42.4006	10.88	Qp	19.3	.7	30.88	40	-9.12	221	102	V

Qp - Quasi-Peak detector

Note: Unwanted emissions captured from 699MHz to 716MHz and from 729MHz to 746MHz were the TX and RX signals generated from the call-simulator.

UL Korea, Ltd. Suwon Laboratory FORM ID: FCC_22/24/27(03)
218 Maeyeong-ro, Yeongtong-gu, Suwon-si, Gyeonggi-do, 16675, Korea TEL: (031) 337-9902 FAX: (031) 213-5433
UL Korea, Ltd. Confidential
This report shall not be reproduced except in full, without the written approval of UL Korea, Ltd.

MID CHANNEL(737.5MHz)

HORIZONTAL PEAK PLOT

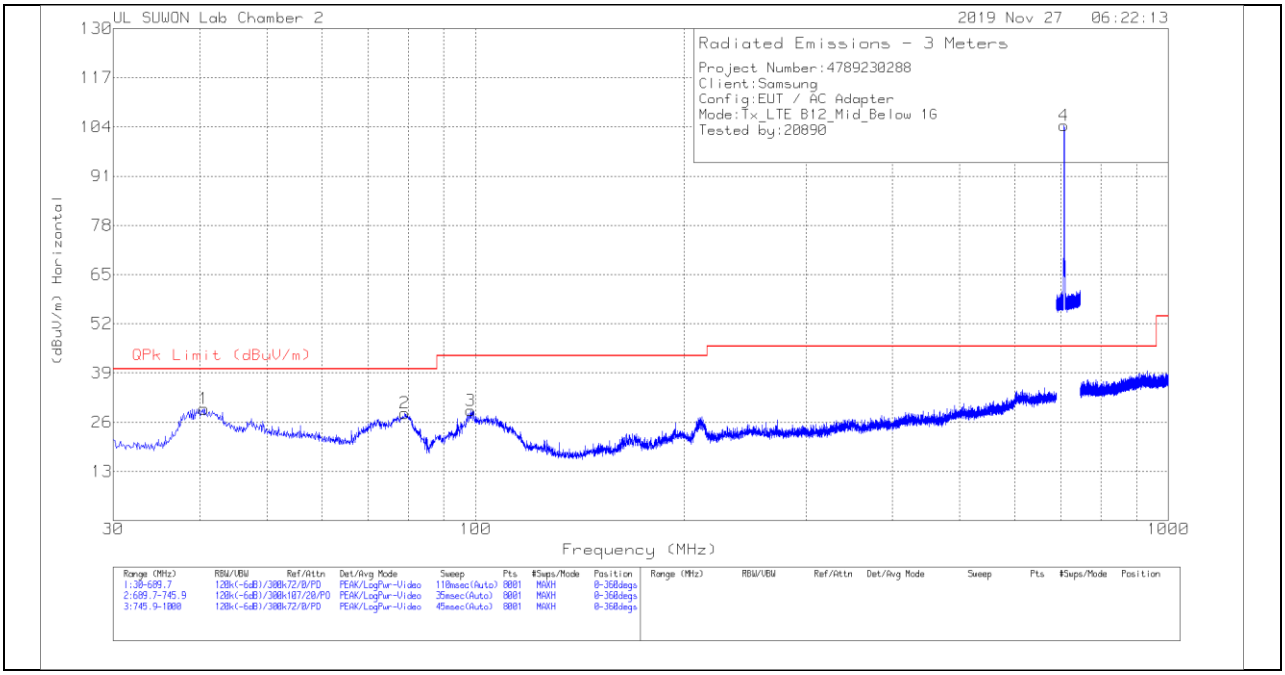

VERTICAL PEAK PLOT

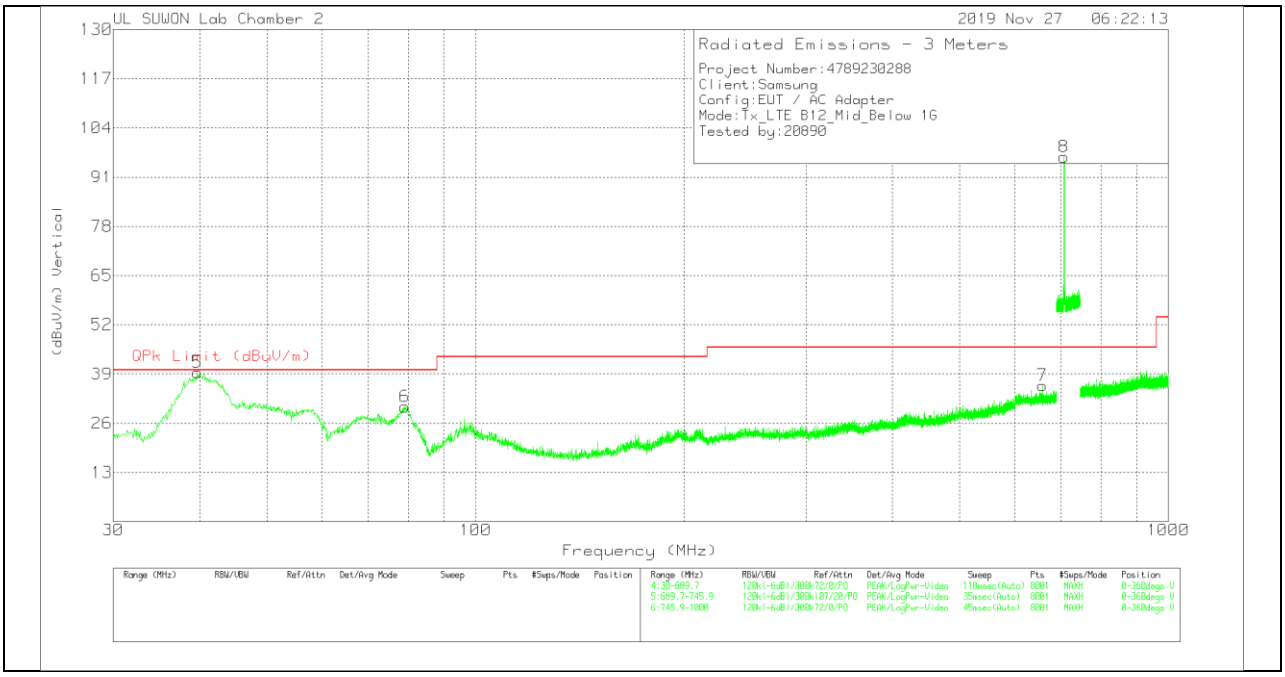

UL Korea, Ltd. Suwon Laboratory FORM ID: FCC_22/24/27(03)
218 Maeyeong-ro, Yeongtong-gu, Suwon-si, Gyeonggi-do, 16675, Korea TEL: (031) 337-9902 FAX: (031) 213-5433
UL Korea, Ltd. Confidential
This report shall not be reproduced except in full, without the written approval of UL Korea, Ltd.

DATA

Trace Markers

Marker	Frequency (MHz)	Meter Reading (dBuV)	Det	VULB9163_749	Below_1G_Bypass [dB]	Corrected Reading (dBuV/m)	QPk Limit (dBuV/m)	Margin (dB)	Azimuth (Degs)	Height (cm)	Polarity
1	40.5553	9.92	Pk	18.9	.7	29.52	40	-10.48	0-360	300	H
2	79.0655	14.75	Pk	12.6	1	28.35	40	-11.65	0-360	200	H
3	98.4443	10.37	Pk	17.6	1.1	29.07	43.52	-14.45	0-360	300	H
4	707.3819	75.84	Pk	25.5	3	104.34	**46.02**	**58.32**	0-360	100	H
5	39.6482	20.09	Pk	18.6	.7	39.39	40	-.61	0-360	100	V
6	79.0655	16.75	Pk	12.6	1	30.35	40	-9.65	0-360	100	V
7	658.1207	7.51	Pk	25.5	2.9	35.91	46.02	-10.11	0-360	200	V
8	707.2063	67.85	Pk	25.5	3	96.35	**46.02**	**50.33**	0-360	200	V

Pk - Peak detector

Radiated Emissions

Frequency (MHz)	Meter Reading (dBuV)	Det	VULB9163_749	Below_1G_Bypass[dB]	Corrected Reading (dBuV/m)	QPk Limit (dBuV/m)	Margin (dB)	Azimuth (Degs)	Height (cm)	Polarity
39.6482	16.88	Qp	18.6	.7	36.18	40	-3.82	199	103	V

Qp - Quasi-Peak detector

Note: Unwanted emissions captured from 699MHz to 716MHz and from 729MHz to 746MHz were the TX and RX signals generated from the call-simulator.

UL Korea, Ltd. Suwon Laboratory FORM ID: FCC_22/24/27(03)
218 Maeyeong-ro, Yeongtong-gu, Suwon-si, Gyeonggi-do, 16675, Korea TEL: (031) 337-9902 FAX: (031) 213-5433
UL Korea, Ltd. Confidential
This report shall not be reproduced except in full, without the written approval of UL Korea, Ltd.

HIGH CHANNEL(744.5MHz)

HORIZONTAL PEAK PLOT

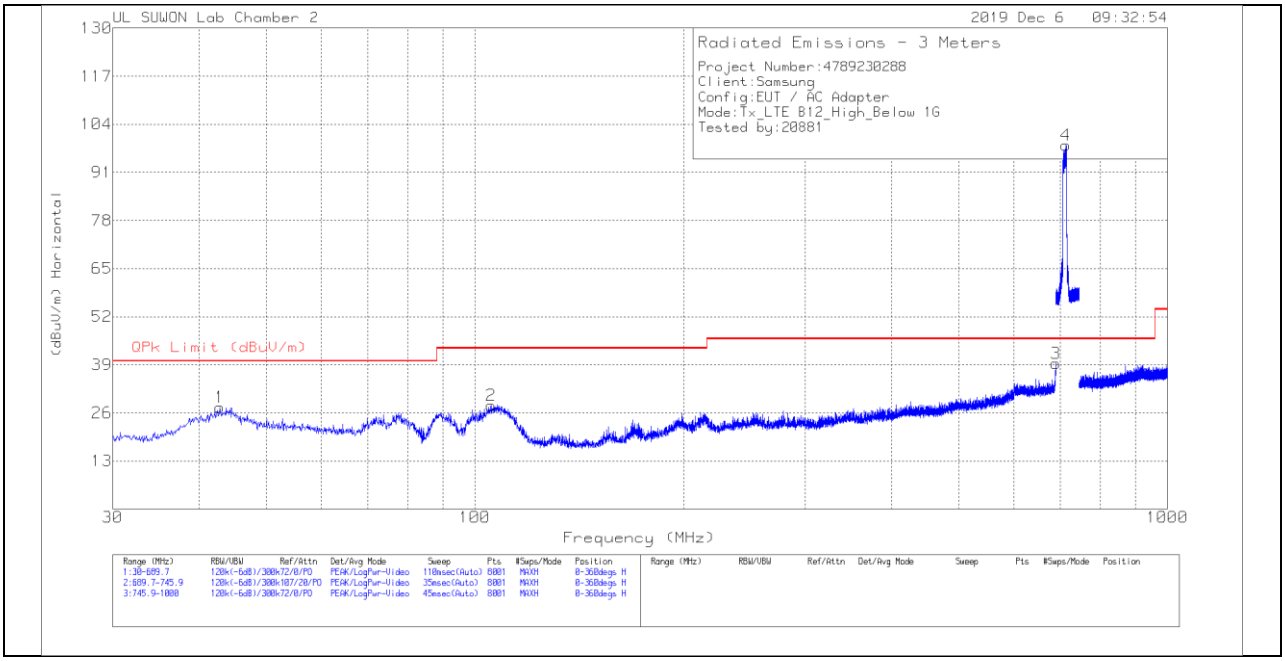

VERTICAL PEAK PLOT

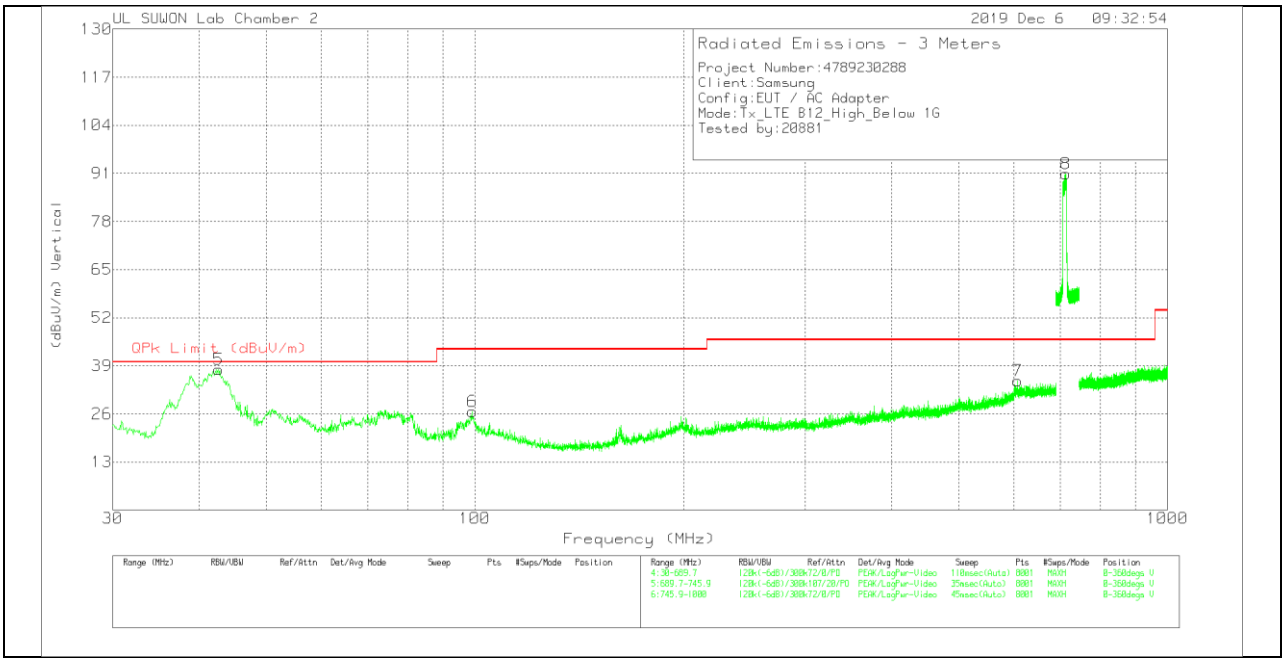

UL Korea, Ltd. Suwon Laboratory FORM ID: FCC_22/24/27(03)
218 Maeyeong-ro, Yeongtong-gu, Suwon-si, Gyeonggi-do, 16675, Korea TEL: (031) 337-9902 FAX: (031) 213-5433
UL Korea, Ltd. Confidential
This report shall not be reproduced except in full, without the written approval of UL Korea, Ltd.

DATA

Trace Markers

Marker	Frequency (MHz)	Meter Reading (dBuV)	Det	VULB9163_749	Below_1G_Bypass[dB]	Corrected Reading (dBuV/m)	QPk Limit (dBuV/m)	Margin (dB)	Azimuth (Degs)	Height (cm)	Polarity
1	42.8642	7.37	Pk	19.4	.7	27.47	40	-12.53	0-360	300	H
2	105.6186	9.21	Pk	17.6	1.2	28.01	43.52	-15.51	0-360	300	H
3	689.7	10.66	Pk	25.7	3	39.36	46.02	-6.66	0-360	100	H
4	712.8263	69.74	Pk	25.6	3	98.34	**46.02**	**52.32**	0-360	100	H
5	42.6168	17.99	Pk	19.3	.7	37.99	40	-2.01	0-360	100	V
6	99.1865	7.91	Pk	17.7	1.1	26.71	43.52	-16.81	0-360	100	V
7	607.4884	6.8	Pk	25.3	2.8	34.9	46.02	-11.12	0-360	100	V
8	713.0019	62.28	Pk	25.6	3	90.88	**46.02**	**44.86**	0-360	200	V

Pk - Peak detector

Radiated Emissions

Frequency (MHz)	Meter Reading (dBuV)	Det	VULB9163_749	Below_1G_Bypass[dB]	Corrected Reading (dBuV/m)	QPk Limit (dBuV/m)	Margin (dB)	Azimuth (Degs)	Height (cm)	Polarity
42.6168	12.27	Qp	19.3	.7	32.27	40	-7.73	240	104	V

Qp - Quasi-Peak detector

Note: Unwanted emissions captured from 699MHz to 716MHz and from 729MHz to 746MHz were the TX and RX signals generated from the call-simulator.

UL Korea, Ltd. Suwon Laboratory FORM ID: FCC_22/24/27(03)
218 Maeyeong-ro, Yeongtong-gu, Suwon-si, Gyeonggi-do, 16675, Korea TEL: (031) 337-9902 FAX: (031) 213-5433
UL Korea, Ltd. Confidential
This report shall not be reproduced except in full, without the written approval of UL Korea, Ltd.

7.9. Below 1 GHz in the LTE Band 13

LOW CHANNEL(748.5MHz)

HORIZONTAL PEAK PLOT

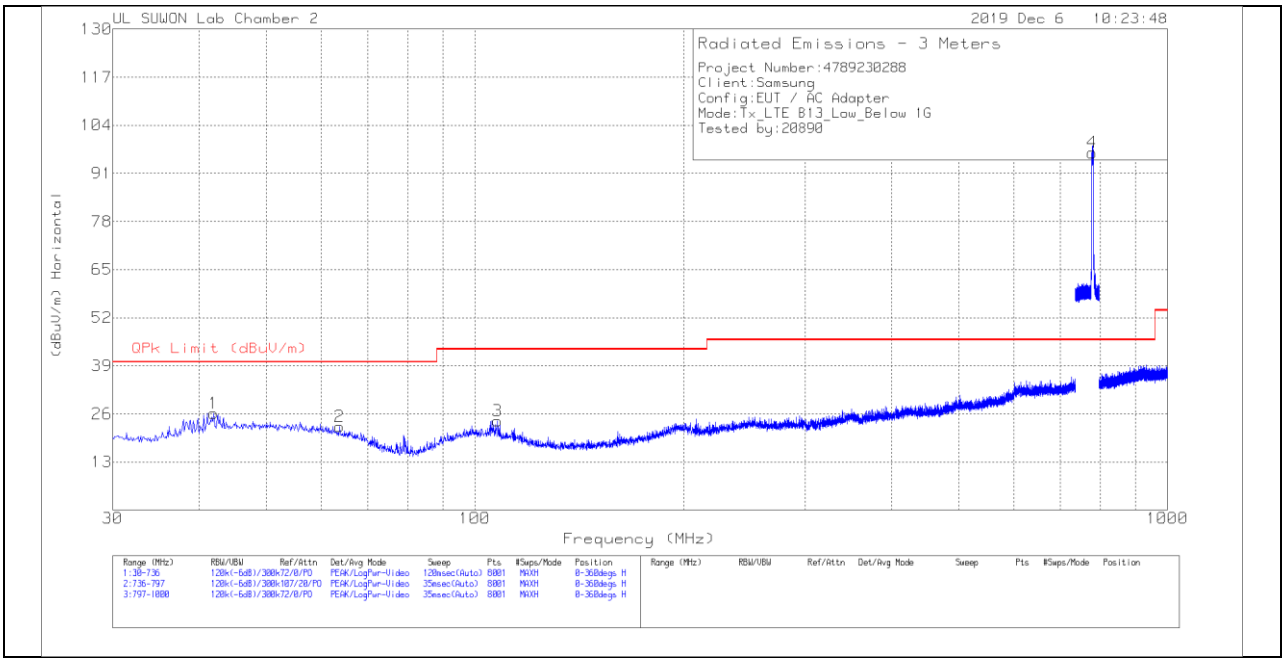

VERTICAL PEAK PLOT

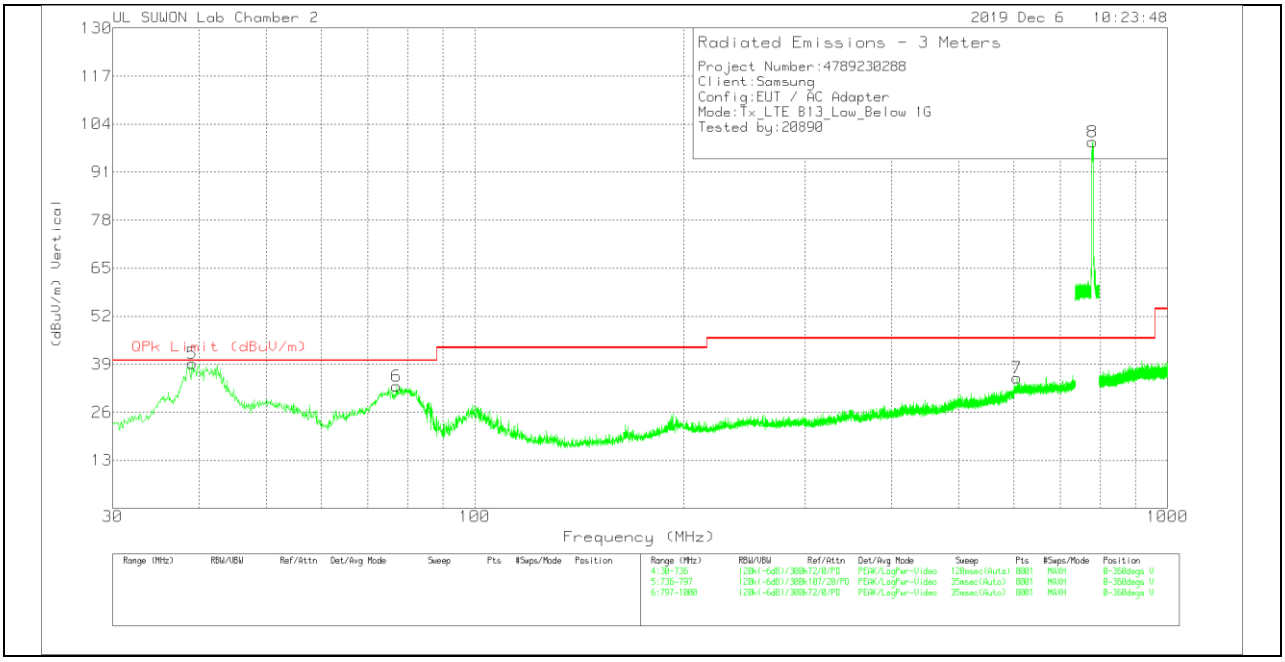

UL Korea, Ltd. Suwon Laboratory FORM ID: FCC_22/24/27(03)
218 Maeyeong-ro, Yeongtong-gu, Suwon-si, Gyeonggi-do, 16675, Korea TEL: (031) 337-9902 FAX: (031) 213-5433
UL Korea, Ltd. Confidential
This report shall not be reproduced except in full, without the written approval of UL Korea, Ltd.

DATA

Trace Markers

Marker	Frequency (MHz)	Meter Reading (dBuV)	Det	VULB9163_749	Below_1G_Bypass [dB]	Corrected Reading (dBuV/m)	QPk Limit (dBuV/m)	Margin (dB)	Azimuth (Degs)	Height (cm)	Polarity
1	41.9138	6.26	Pk	19.2	.7	26.16	40	-13.84	0-360	400	H
2	63.7998	4.09	Pk	17.6	.9	22.59	40	-17.41	0-360	100	H
3	107.8365	5.47	Pk	17.4	1.2	24.07	43.52	-19.45	0-360	300	H
4	779.1423	66.68	Pk	26.7	3.2	96.58	**46.02**	**50.56**	0-360	100	H
5	39.0898	20.13	Pk	18.4	.7	39.23	40	-.77	0-360	100	V
6	77.1255	19.17	Pk	12.9	1	33.07	40	-6.93	0-360	100	V
7	606.6255	7.17	Pk	25.3	2.8	35.27	46.02	-10.75	0-360	300	V
8	779.5464	69.36	Pk	26.7	3.1	99.16	**46.02**	**53.14**	0-360	200	V

Pk - Peak detector

Radiated Emissions

Frequency (MHz)	Meter Reading (dBuV)	Det	VULB9163_749	Below_1G_Bypass[dB]	Corrected Reading (dBuV/m)	QPk Limit (dBuV/m)	Margin (dB)	Azimuth (Degs)	Height (cm)	Polarity
39.0898	4.14	Qp	18.4	.7	23.24	40	-16.76	266	177	V

Qp - Quasi-Peak detector

Note: Unwanted emissions captured from 777MHz to 787MHz and from 746MHz to 756MHz were the TX and RX signals generated from the call-simulator.

UL Korea, Ltd. Suwon Laboratory FORM ID: FCC_22/24/27(03)
218 Maeyeong-ro, Yeongtong-gu, Suwon-si, Gyeonggi-do, 16675, Korea TEL: (031) 337-9902 FAX: (031) 213-5433
UL Korea, Ltd. Confidential
This report shall not be reproduced except in full, without the written approval of UL Korea, Ltd.

MID CHANNEL(751.0MHz)

HORIZONTAL PEAK PLOT

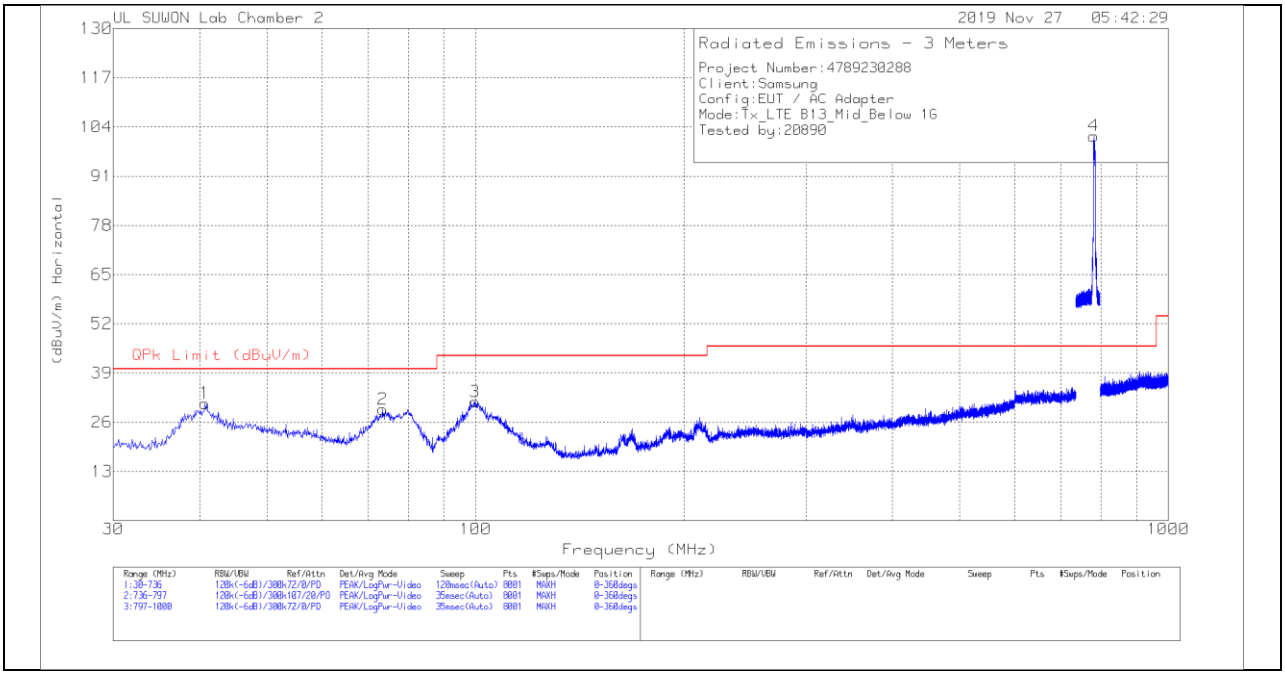

VERTICAL PEAK PLOT

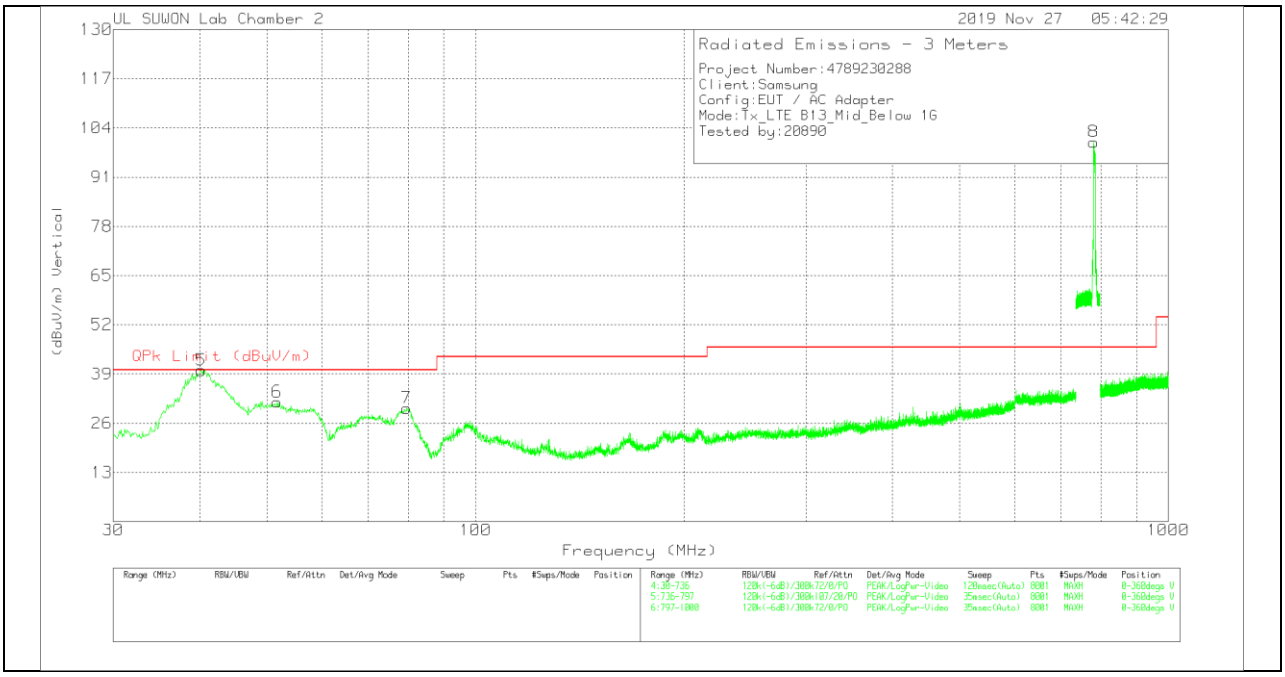

UL Korea, Ltd. Suwon Laboratory FORM ID: FCC_22/24/27(03)
218 Maeyeong-ro, Yeongtong-gu, Suwon-si, Gyeonggi-do, 16675, Korea TEL: (031) 337-9902 FAX: (031) 213-5433
UL Korea, Ltd. Confidential
This report shall not be reproduced except in full, without the written approval of UL Korea, Ltd.

DATA

Trace Markers

Marker	Frequency (MHz)	Meter Reading (dBuV)	Det	VULB9163_749	Below_1G_Bypass [dB]	Corrected Reading (dBuV/m)	QPk Limit (dBuV/m)	Margin (dB)	Azimuth (Degs)	Height (cm)	Polarity
1	40.6783	11.34	Pk	18.9	.7	30.94	40	-9.06	0-360	300	H
2	73.419	14.29	Pk	14.1	1	29.39	40	-10.61	0-360	300	H
3	99.894	12.56	Pk	17.7	1.1	31.36	43.52	-12.16	0-360	300	H
4	780.6291	71.74	Pk	26.7	3.2	101.64	**46.02**	**55.62**	0-360	100	H
5	40.1488	20.6	Pk	18.7	.7	40	**40**	**0**	0-360	100	V
6	51.7095	11.09	Pk	19.7	.8	31.59	40	-8.41	0-360	100	V
7	79.5965	16.38	Pk	12.6	1	29.98	40	-10.02	0-360	100	V
8	780.4156	70.4	Pk	26.7	3.2	100.3	**46.02**	**54.28**	0-360	200	V

Pk - Peak detector

Radiated Emissions

Frequency (MHz)	Meter Reading (dBuV)	Det	VULB9163_749	Below_1G_Bypass[dB]	Corrected Reading (dBuV/m)	QPk Limit (dBuV/m)	Margin (dB)	Azimuth (Degs)	Height (cm)	Polarity
40.1488	13.57	Qp	18.7	.7	32.97	40	-7.03	245	113	V

Qp - Quasi-Peak detector

Note: Unwanted emissions captured from 777MHz to 787MHz and from 746MHz to 756MHz were the TX and RX signals generated from the call-simulator.

UL Korea, Ltd. Suwon Laboratory FORM ID: FCC_22/24/27(03)
218 Maeyeong-ro, Yeongtong-gu, Suwon-si, Gyeonggi-do, 16675, Korea TEL: (031) 337-9902 FAX: (031) 213-5433
UL Korea, Ltd. Confidential
This report shall not be reproduced except in full, without the written approval of UL Korea, Ltd.

HIGH CHANNEL(753.5MHz)

HORIZONTAL PEAK PLOT

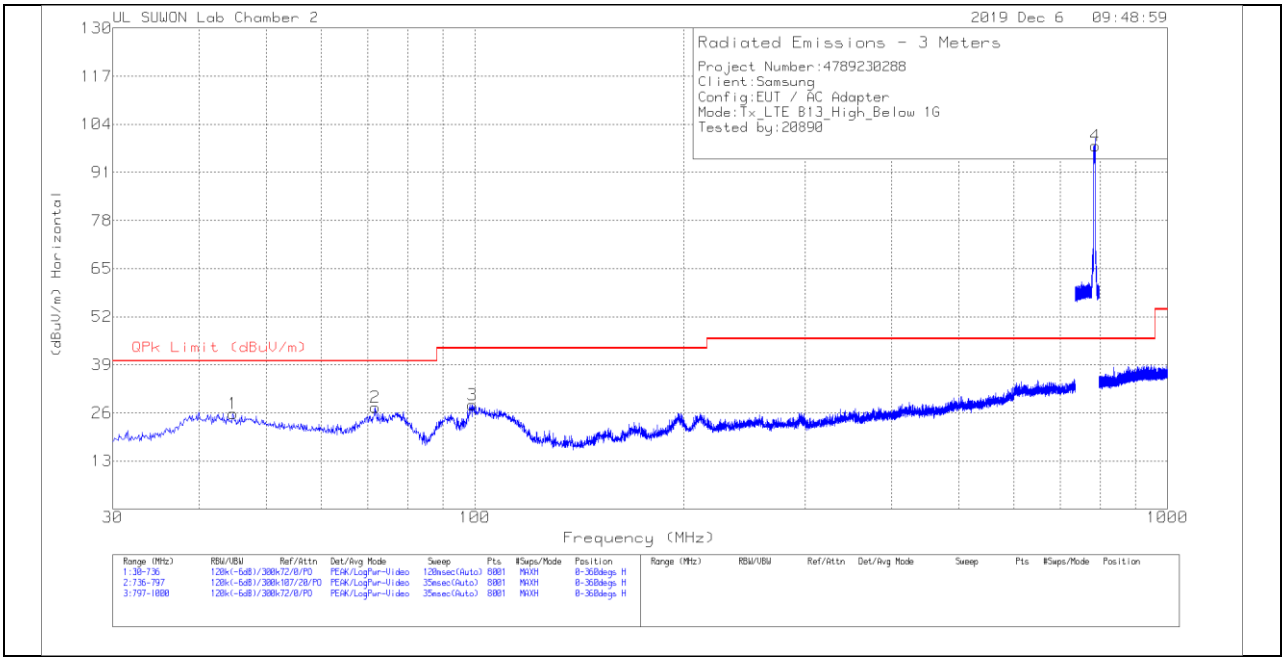

VERTICAL PEAK PLOT

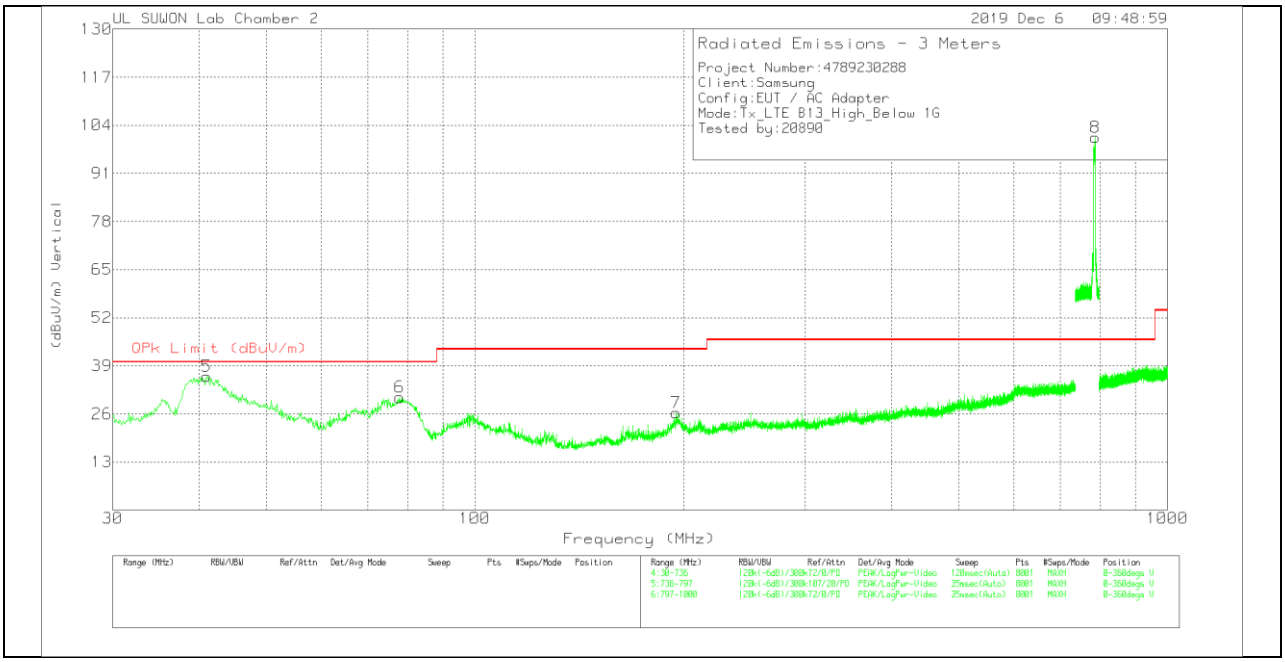

UL Korea, Ltd. Suwon Laboratory FORM ID: FCC_22/24/27(03)
218 Maeyeong-ro, Yeongtong-gu, Suwon-si, Gyeonggi-do, 16675, Korea TEL: (031) 337-9902 FAX: (031) 213-5433
UL Korea, Ltd. Confidential
This report shall not be reproduced except in full, without the written approval of UL Korea, Ltd.

DATA

Trace Markers

Marker	Frequency (MHz)	Meter Reading (dBuV)	Det	VULB9163_749	Below_1G_Bypass[dB]	Corrected Reading (dBuV/m)	QPk Limit (dBuV/m)	Margin (dB)	Azimuth (Degs)	Height (cm)	Polarity
1	44.7378	5.32	Pk	19.7	.8	25.82	40	-14.18	0-360	300	H
2	71.7423	11.58	Pk	14.9	1	27.48	40	-12.52	0-360	300	H
3	99.0998	9.39	Pk	17.7	1.1	28.19	43.52	-15.33	0-360	300	H
4	786.142	68.26	Pk	26.7	3.2	98.16	**46.02**	**52.14**	0-360	100	H
5	41.0313	16.48	Pk	19	.7	36.18	40	-3.82	0-360	100	V
6	77.8315	16.79	Pk	12.7	1	30.49	40	-9.51	0-360	100	V
7	195.204	6.78	Pk	18	1.6	26.38	43.52	-17.14	0-360	100	V
8	786.081	70.76	Pk	26.7	3.2	100.66	**46.02**	**54.64**	0-360	100	V

Pk - Peak detector

Radiated Emissions

Frequency (MHz)	Meter Reading (dBuV)	Det	VULB9163_749	Below_1G_Bypass[dB]	Corrected Reading (dBuV/m)	QPk Limit (dBuV/m)	Margin (dB)	Azimuth (Degs)	Height (cm)	Polarity
41.0313	6.99	Qp	19	.7	26.69	40	-13.31	250	117	V

Qp - Quasi-Peak detector

Note: Unwanted emissions captured from 777MHz to 787MHz and from 746MHz to 756MHz were the TX and RX signals generated from the call-simulator.

UL Korea, Ltd. Suwon Laboratory FORM ID: FCC_22/24/27(03)
218 Maeyeong-ro, Yeongtong-gu, Suwon-si, Gyeonggi-do, 16675, Korea TEL: (031) 337-9902 FAX: (031) 213-5433
UL Korea, Ltd. Confidential
This report shall not be reproduced except in full, without the written approval of UL Korea, Ltd.

7.10. Below 1 GHz in the LTE Band 26

LOW CHANNEL(860.5MHz)

HORIZONTAL PEAK PLOT

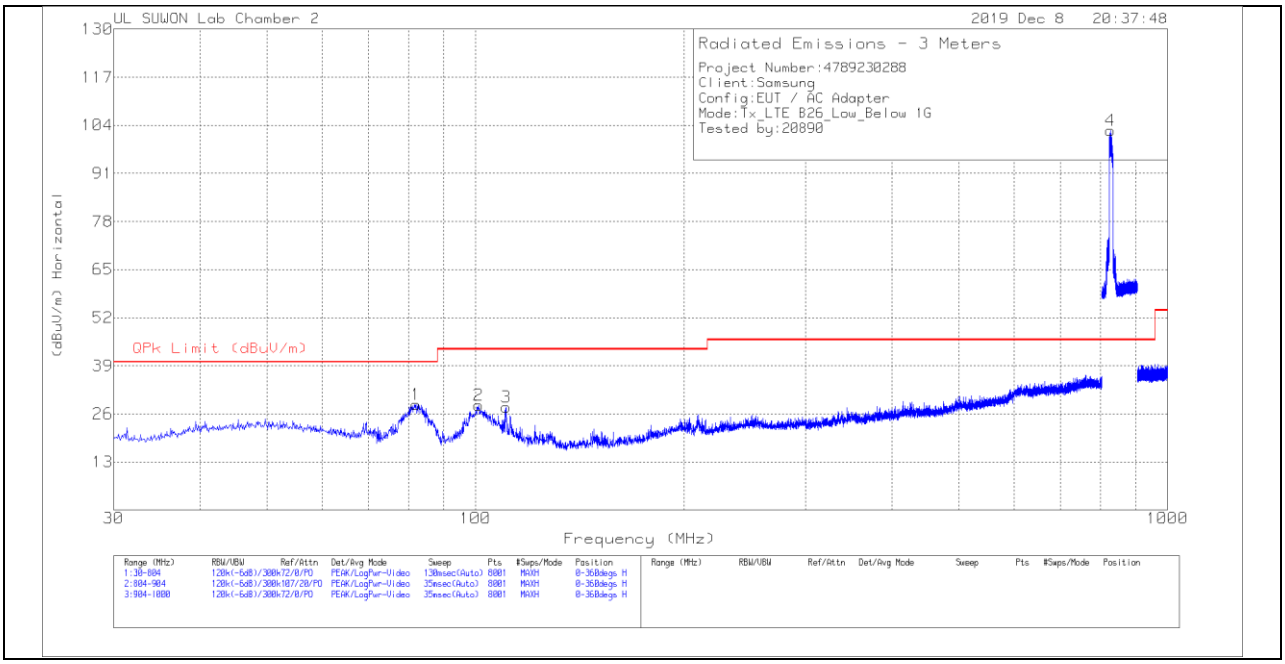

VERTICAL PEAK PLOT

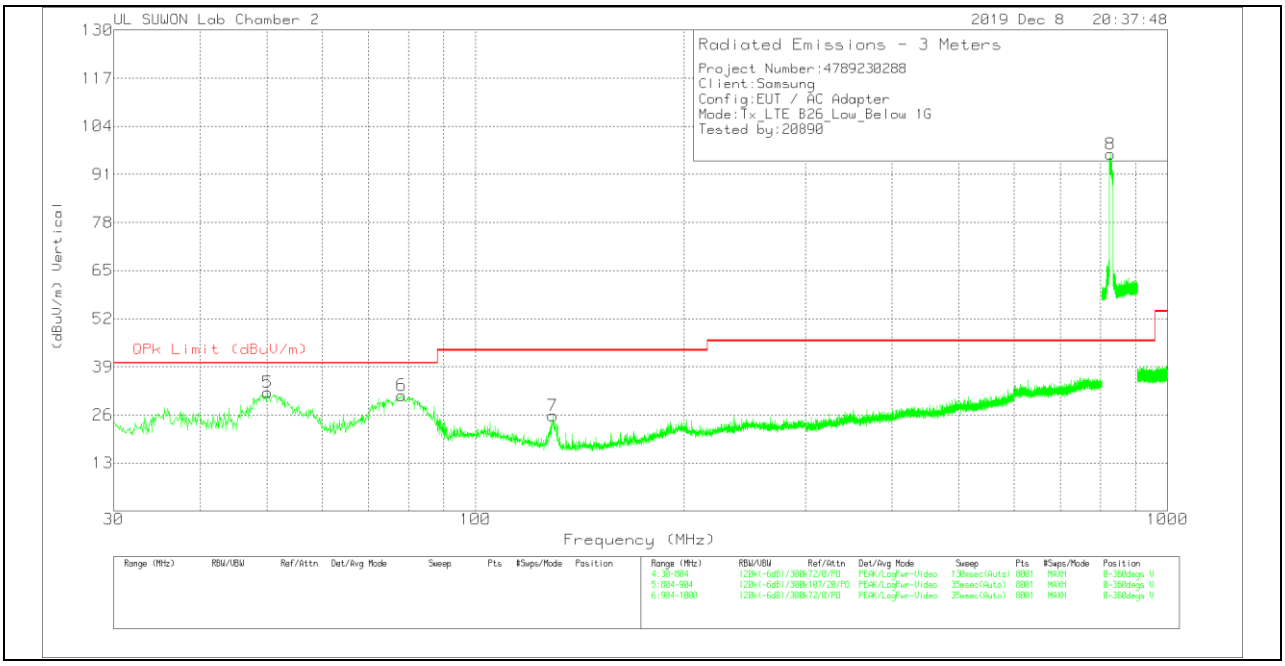

UL Korea, Ltd. Suwon Laboratory FORM ID: FCC_22/24/27(03)
218 Maeyeong-ro, Yeongtong-gu, Suwon-si, Gyeonggi-do, 16675, Korea TEL: (031) 337-9902 FAX: (031) 213-5433
UL Korea, Ltd. Confidential
This report shall not be reproduced except in full, without the written approval of UL Korea, Ltd.

DATA

Trace Markers

Marker	Frequency (MHz)	Meter Reading (dBuV)	Det	VULB9163_749	Below_1G_Bypass[dB]	Corrected Reading (dBuV/m)	QPk Limit (dBuV/m)	Margin (dB)	Azimuth (Degs)	Height (cm)	Polarity
1	82.0515	14.7	Pk	12.8	1	28.5	40	-11.5	0-360	200	H
2	101.0145	9.54	Pk	17.7	1.1	28.34	43.52	-15.18	0-360	200	H
3	110.6895	9.71	Pk	17	1.2	27.91	43.52	-15.61	0-360	200	H
4	826.6	72.46	Pk	27	3.2	102.66	**46.02**	**56.64**	0-360	100	H
5	50.0273	11.67	Pk	19.7	.8	32.17	40	-7.83	0-360	100	V
6	78.1815	17.63	Pk	12.7	1	31.33	40	-8.67	0-360	100	V
7	129.3623	10.18	Pk	14.4	1.3	25.88	43.52	-17.64	0-360	100	V
8	827.225	66.29	Pk	27	3.2	96.49	**46.02**	**50.47**	0-360	100	V

Pk - Peak detector

Note: Unwanted emissions captured from 814MHz to 849MHz and from 859MHz to 894MHz were the TX and RX signals generated from the call-simulator.

UL Korea, Ltd. Suwon Laboratory FORM ID: FCC_22/24/27(03)
218 Maeyeong-ro, Yeongtong-gu, Suwon-si, Gyeonggi-do, 16675, Korea TEL: (031) 337-9902 FAX: (031) 213-5433
UL Korea, Ltd. Confidential
This report shall not be reproduced except in full, without the written approval of UL Korea, Ltd.

MID CHANNEL(876.5MHz)

HORIZONTAL PEAK PLOT

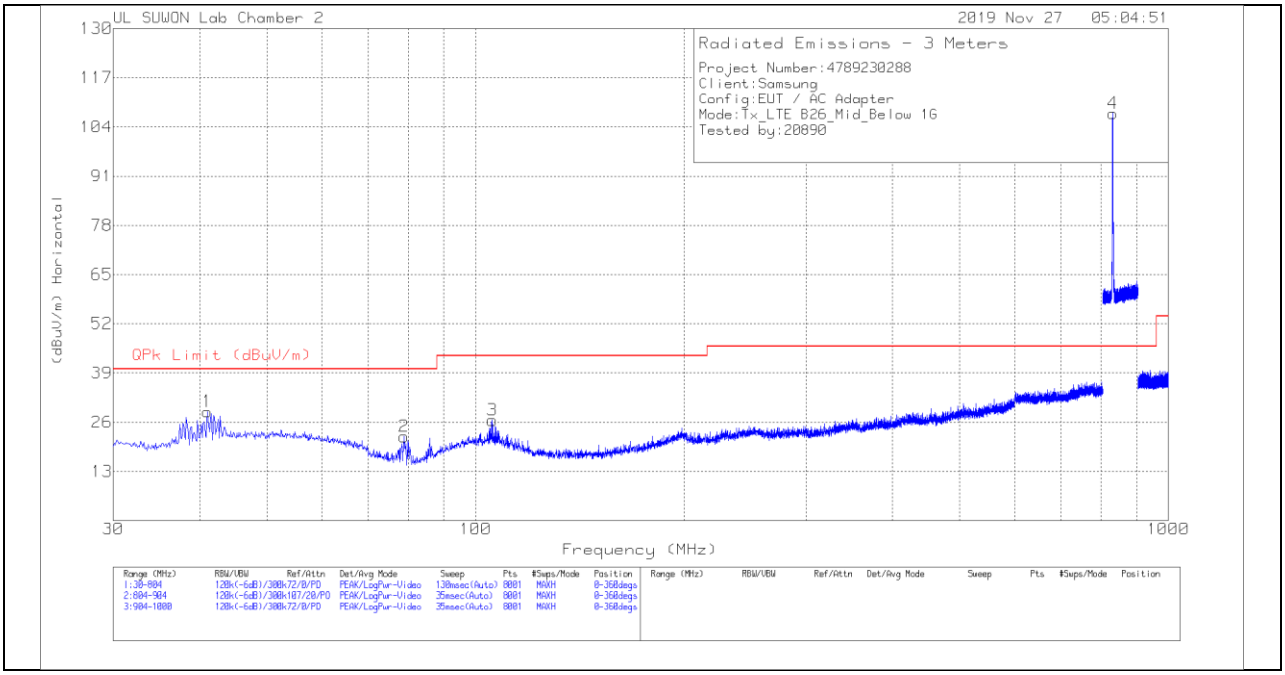

VERTICAL PEAK PLOT

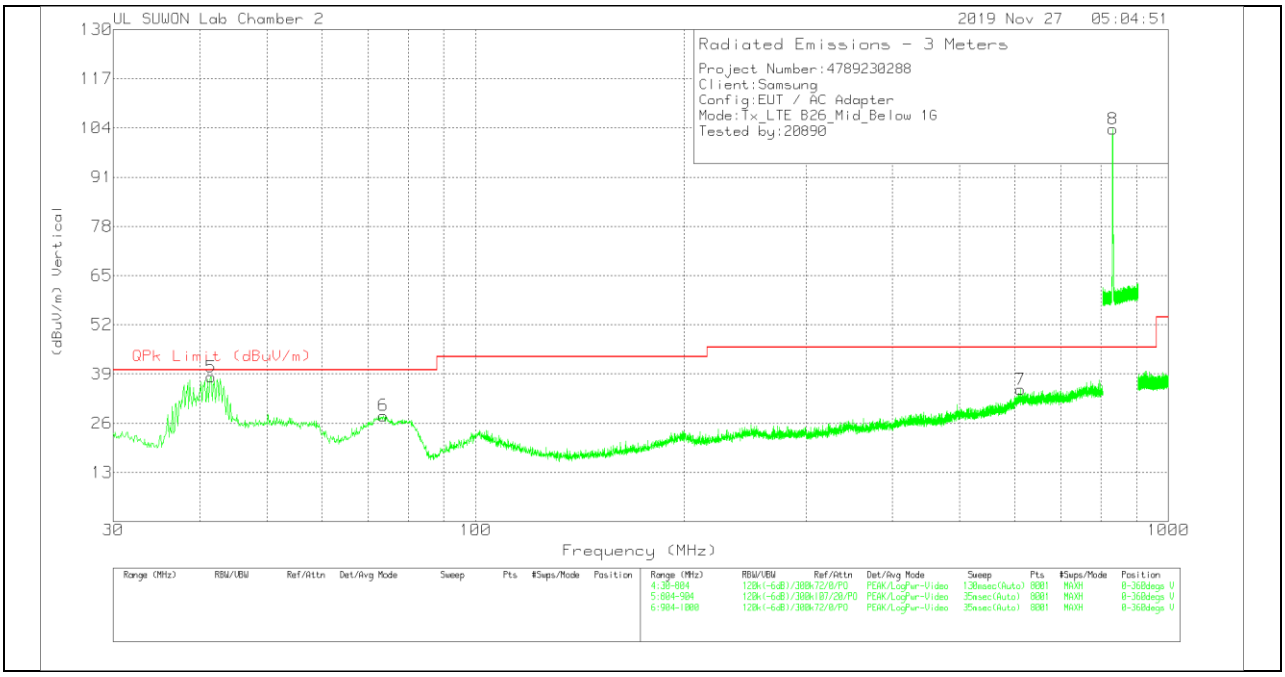

UL Korea, Ltd. Suwon Laboratory FORM ID: FCC_22/24/27(03)
218 Maeyeong-ro, Yeongtong-gu, Suwon-si, Gyeonggi-do, 16675, Korea TEL: (031) 337-9902 FAX: (031) 213-5433
UL Korea, Ltd. Confidential
This report shall not be reproduced except in full, without the written approval of UL Korea, Ltd.

DATA

Trace Markers

Marker	Frequency (MHz)	Meter Reading (dBuV)	Det	VULB9163_749	Below_1G_Bypass [dB]	Corrected Reading (dBuV/m)	QPk Limit (dBuV/m)	Margin (dB)	Azimuth (Degs)	Height (cm)	Polarity
1	41.0295	9.08	Pk	19	.7	28.78	40	-11.22	0-360	300	H
2	78.8588	8.6	Pk	12.6	1	22.2	40	-17.8	0-360	200	H
3	105.7553	7.73	Pk	17.6	1.2	26.53	43.52	-16.99	0-360	300	H
4	831.5125	77.15	Pk	27.1	3.3	107.55	**46.02**	**61.53**	0-360	300	H
5	41.5133	18.41	Pk	19.1	.7	38.21	40	-1.79	0-360	100	V
6	73.6343	12.99	Pk	14	1	27.99	40	-12.01	0-360	400	V
7	612.3383	6.67	Pk	25.4	2.8	34.87	46.02	-11.15	0-360	200	V
8	831.475	73.31	Pk	27.1	3.3	103.71	**46.02**	**57.69**	0-360	200	V

Pk - Peak detector

Radiated Emissions

Frequency (MHz)	Meter Reading (dBuV)	Det	VULB9163_749	Below_1G_Bypass[dB]	Corrected Reading (dBuV/m)	QPk Limit (dBuV/m)	Margin (dB)	Azimuth (Degs)	Height (cm)	Polarity
41.5133	15.03	Qp	19.1	.7	34.83	40	-5.17	201	100	V

Qp - Quasi-Peak detector

Note: Unwanted emissions captured from 814MHz to 849MHz and from 859MHz to 894MHz were the TX and RX signals generated from the call-simulator.

UL Korea, Ltd. Suwon Laboratory FORM ID: FCC_22/24/27(03)
218 Maeyeong-ro, Yeongtong-gu, Suwon-si, Gyeonggi-do, 16675, Korea TEL: (031) 337-9902 FAX: (031) 213-5433
UL Korea, Ltd. Confidential
This report shall not be reproduced except in full, without the written approval of UL Korea, Ltd.

HIGH CHANNEL(892.5MHz)

HORIZONTAL PEAK PLOT

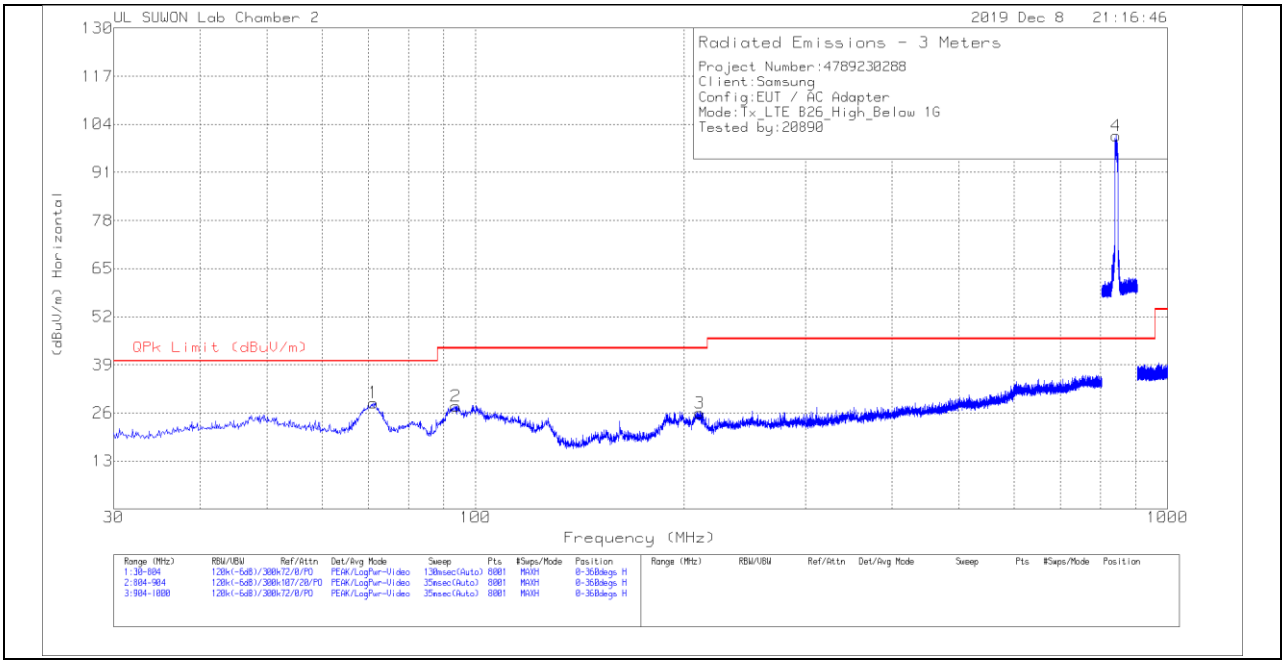

VERTICAL PEAK PLOT

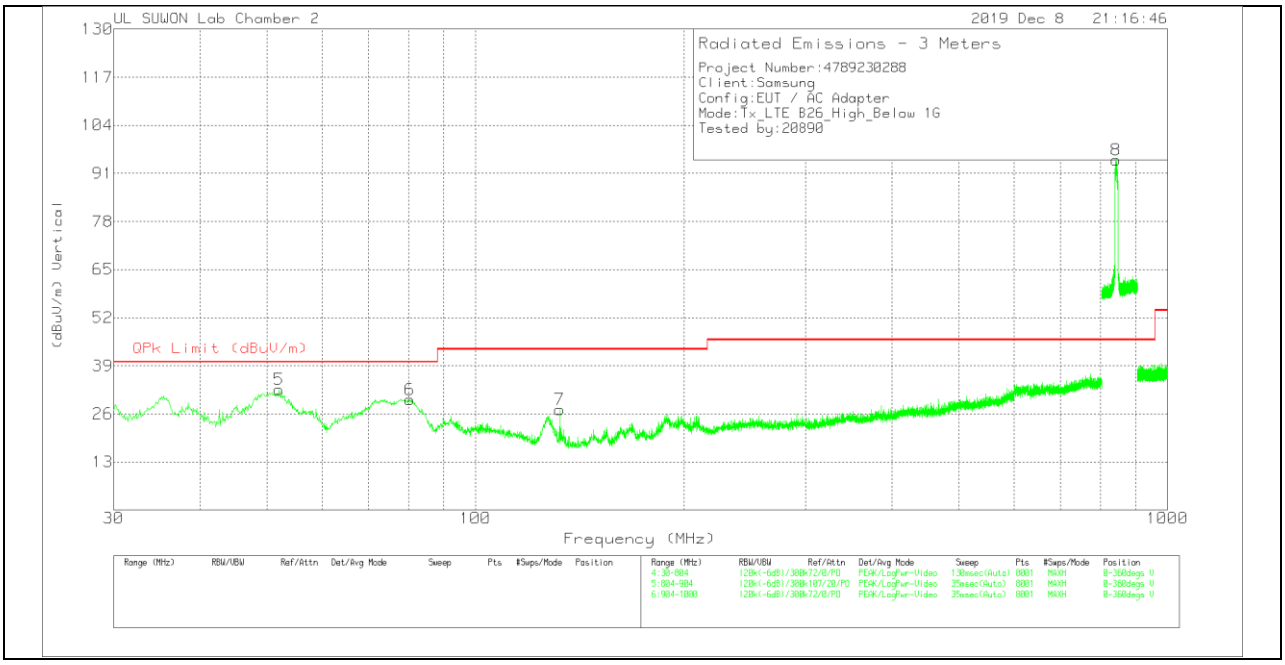

UL Korea, Ltd. Suwon Laboratory FORM ID: FCC_22/24/27(03)
218 Maeyeong-ro, Yeongtong-gu, Suwon-si, Gyeonggi-do, 16675, Korea TEL: (031) 337-9902 FAX: (031) 213-5433
UL Korea, Ltd. Confidential
This report shall not be reproduced except in full, without the written approval of UL Korea, Ltd.

DATA

Trace Markers

Marker	Frequency (MHz)	Meter Reading (dBuV)	Det	VULB9163_749	Below_1G_Bypass [dB]	Corrected Reading (dBuV/m)	QPk Limit (dBuV/m)	Margin (dB)	Azimuth (Degs)	Height (cm)	Polarity
1	71.2155	12.79	Pk	15	1	28.79	40	-11.21	0-360	300	H
2	93.6615	9.91	Pk	16.9	1.1	27.91	43.52	-15.61	0-360	300	H
3	210.729	7.47	Pk	17	1.6	26.07	43.52	-17.45	0-360	100	H
4	842.5625	70.37	Pk	27.2	3.3	100.87	**46.02**	**54.85**	0-360	100	H
5	51.9623	12.17	Pk	19.7	.8	32.67	40	-7.33	0-360	100	V
6	80.31	16.34	Pk	12.6	1	29.94	40	-10.06	0-360	100	V
7	132.3615	11.72	Pk	14.1	1.3	27.12	43.52	-16.4	0-360	100	V
8	842.825	64.14	Pk	27.2	3.3	94.64	**46.02**	**48.62**	0-360	100	V

Pk - Peak detector

Note: Unwanted emissions captured from 814MHz to 849MHz and from 859MHz to 894MHz were the TX and RX signals generated from the call-simulator.

END OF REPORT

UL Korea, Ltd. Suwon Laboratory FORM ID: FCC_22/24/27(03)
218 Maeyeong-ro, Yeongtong-gu, Suwon-si, Gyeonggi-do, 16675, Korea TEL: (031) 337-9902 FAX: (031) 213-5433
UL Korea, Ltd. Confidential
This report shall not be reproduced except in full, without the written approval of UL Korea, Ltd.