CERTIFICATION TEST REPORT

Report Number. : 4789230288-E2V2

Applicant : SAMSUNG ELECTRONICS CO., LTD.
129 SAMSUNG-RO, YEONGTONG-GU, SUWON-SI,
GYEONGGI-DO, 16677, KOREA

Model : SM-G981B/DS, SM-G981B

FCC ID : A3LSMG981B

EUT Description : GSM/WCDMA/LTE Phone + BT/BLE, DTS/UNII a/b/g/n/ac/ax, ANT+, NFC and WPT

Test Standard(s) :
FCC CFR47 PART 22 SUBPART H
FCC CFR47 PART 24 SUBPART E
FCC CFR47 PART 27 SUBPART F
FCC CFR47 PART 27 SUBPART H
FCC CFR47 PART 27 SUBPART L
FCC CFR47 PART 27 SUBPART M
FCC CFR47 PART 90 SUBPART S

Date Of Issue:
January 06, 2020

Prepared by:
UL Korea, Ltd.
26th floor, 152, Teheran-ro, Gangnam-gu Seoul, 06236, Korea

Suwon Test Site: UL Korea, Ltd. Suwon Laboratory
218 Maeyeong-ro, Yeongtong-gu,
Suwon-si, Gyeonggi-do, 16675, Korea
TEL: (031) 337-9902
FAX: (031) 213-5433

IAS ACCREDITED
Testing Laboratory
TL-637

Revision History

Rev.	Issue Date	Revisions	Revised By
V1	12/24/19	Initial issue	Seokhwan Hong
V2	01/06/20	Updated to address TCB's question	Seokhwan Hong

UL Korea, Ltd. Suwon Laboratory FORM ID: FCC_22/24/27(03)
218 Maeyeong-ro, Yeongtong-gu, Suwon-si, Gyeonggi-do, 16675, Korea TEL: (031) 337-9902 FAX: (031) 213-5433
UL Korea, Ltd. Confidential
This report shall not be reproduced except in full, without the written approval of UL Korea, Ltd.

TABLE OF CONTENTS

1. ATTESTATION OF TEST RESULTS 4

2. TEST METHODOLOGY 5

3. FACILITIES AND ACCREDITATION 5

4. CALIBRATION AND UNCERTAINTY 6

4.1. MEASURING INSTRUMENT CALIBRATION 6

4.2. SAMPLE CALCULATION 6

4.3. MEASUREMENT UNCERTAINTY 6

4.4. DECISION RULE 6

5. EQUIPMENT UNDER TEST 7

5.1. DESCRIPTION OF EUT 7

5.2. MAXIMUM OUTPUT POWER 7

5.3. DESCRIPTION OF AVAILABLE ANTENNAS 15

5.4. WORST-CASE ORIENTATION 16

5.5. DESCRIPTION OF TEST SETUP 18

6. TEST AND MEASUREMENT EQUIPMENT 20

7. SUMMARY TABLE 21

8. PEAK TO AVERAGE RATIO 22

8.1. CONDUCTED PEAK TO AVERAGE RESULT 23

9. LIMITS AND CONDUCTED RESULTS 35

9.1. OCCUPIED BANDWIDTH 35
9.1.1. OCCUPIED BANDWIDTH RESULTS 36

9.2. BAND EDGE EMISSIONS 72
9.2.1. BAND EDGE RESULT 75
9.2.2. EMISSION MASK RESULT 104

9.3. OUT OF BAND EMISSIONS 122
9.3.1. OUT OF BAND EMISSIONS RESULT 124

9.4. FREQUENCY STABILITY 136
9.4.1. FREQUENCY STABILITY RESULTS 137

10. RADIATED TEST RESULTS 144

10.1. RADIATED POWER (ERP & EIRP) 144
10.1.1. ERP/EIRP Results 145
10.1.2. ERP/EIRP DATA 152

10.2. FIELD STRENGTH OF SPURIOUS RADIATION 189
10.2.1. SPURIOUS RADIATION PLOTS 191

UL Korea, Ltd. Suwon Laboratory FORM ID: FCC_22/24/27(03)
218 Maeyeong-ro, Yeongtong-gu, Suwon-si, Gyeonggi-do, 16675, Korea TEL: (031) 337-9902 FAX: (031) 213-5433

UL Korea, Ltd. Confidential
This report shall not be reproduced except in full, without the written approval of UL Korea, Ltd.

1. ATTESTATION OF TEST RESULTS

COMPANY NAME:	SAMSUNG ELECTRONICS CO., LTD.
EUT DESCRIPTION:	GSM/WCDMA/LTE Phone + BT/BLE, DTS/UNII a/b/g/n/ac/ax, ANT+, NFC and WPT
MODEL NUMBER:	SM-G981B/DS, SM-G981B
SERIAL NUMBER:	R3CMA0BVGEP (CONDUCTED); R3CMA0BVGBW, R3CMA0BVGAH, R3CM8106MBW, R3CMA0D84RA R3CMB0DKFEK, R3CMB0DKFAY (RADIATED);
DATE TESTED:	NOV 19, 2019 – DEC 23, 2019;

APPLICABLE STANDARDS	
STANDARD	**TEST RESULTS**
FCC PART 22H, 24E, 27H, 27L, 27F, 27M and 90S	Pass

UL Korea, Ltd. tested the above equipment in accordance with the requirements set forth in the above standards. All indications of Pass/Fail in this report are opinions expressed by UL Korea, Ltd. based on interpretations and/or observations of test results. Measurement Uncertainties were not taken into account and are published for informational purposes only. The test results show that the equipment tested is capable of demonstrating compliance with the requirements as documented in this report.

Note: The results documented in this report apply only to the tested sample, under the conditions and modes of operation as described herein. This document may not be altered or revised in any way unless done so by UL Korea, Ltd. and all revisions are duly noted in the revisions section. Any alteration of this document not carried out by UL Korea, Ltd. will constitute fraud and shall nullify the document. This report must not be used by the client to claim product certification, approval, or endorsement by IAS, any agency of the Federal Government, or any agency of any government.

Approved & Released For
UL Korea, Ltd. By:

Junwhan Lee
Suwon Lab Engineer
UL Korea, Ltd.

Tested By:

Seokhwan Hong
Suwon Lab Engineer
UL Korea, Ltd.

UL Korea, Ltd. Confidential
This report shall not be reproduced except in full, without the written approval of UL Korea, Ltd.

2. TEST METHODOLOGY

The tests documented in this report were performed in accordance with following methods.

1. FCC CFR 47 Part 2.
2. FCC CFR 47 Part 22.
3. FCC CFR 47 Part 24.
4. FCC CFR 47 Part 27.
5. FCC CFR 47 Part 90.
6. ANSI TIA-603-E, 2016
7. ANSI C63.26, 2015
8. KDB 971168 D01 Power Meas License Digital Systems v03r01

3. FACILITIES AND ACCREDITATION

The test sites and measurement facilities used to collect data are located at 218 Maeyeong-ro, Yeongtong-gu, Suwon-si, Gyeonggi-do,16675, Korea. Line conducted emissions are measured only at the 218 address. The following table identifies which facilities were utilized for radiated emission measurements documented in this report. Specific facilities are also identified in the test results sections.

218 Maeyeong-ro
☒ Chamber 1
☒ Chamber 2
☐ Chamber 3

UL Korea, Ltd. is accredited by IAS, Laboratory Code TL-637. The full scope of accreditation can be viewed at http://www.iasonline.org/wp-content/uploads/2017/05/TL-637.pdf.

UL Korea, Ltd. Confidential
This report shall not be reproduced except in full, without the written approval of UL Korea, Ltd.

4. CALIBRATION AND UNCERTAINTY

4.1. MEASURING INSTRUMENT CALIBRATION

The measuring equipment utilized to perform the tests documented in this report has been calibrated in accordance with the manufacturer's recommendations, and is traceable to recognized national standards.

4.2. SAMPLE CALCULATION

Where relevant, the following sample calculation is provided:

EIRP = PSA reading with EUT worst orientation (dBm) + Path loss (dB) – cable loss(between the SG and substitution antenna) + Substitution Antenna Factor (dBi)

ERP = PSA reading with EUT worst orientation (dBm) + Path loss (dB) – cable loss(between the SG and substitution antenna)

(Path loss = Signal generator output – PSA reading with substitution antenna)

4.3. MEASUREMENT UNCERTAINTY

Where relevant, the following measurement uncertainty levels have been estimated for tests performed on the apparatus:

PARAMETER	UNCERTAINTY
Conducted Disturbance, 0.15 to 30 MHz	2.35 dB
Radiated Disturbance, 30 MHz to 1 GHz	3.49 dB
Radiated Disturbance, 1 GHz to 18 GHz	5.82 dB
Radiated Disturbance, 18 GHz to 40 GHz	5.49 dB

Uncertainty figures are valid to a confidence level of 95%.

4.4. DECISION RULE

Decision rule for statement(s) of conformity is based on Procedure 1, Clause 4.4.2 in IEC Guide 115:2007.

UL Korea, Ltd. Suwon Laboratory FORM ID: FCC_22/24/27(03)
218 Maeyeong-ro, Yeongtong-gu, Suwon-si, Gyeonggi-do, 16675, Korea TEL: (031) 337-9902 FAX: (031) 213-5433
UL Korea, Ltd. Confidential
This report shall not be reproduced except in full, without the written approval of UL Korea, Ltd.

5. EQUIPMENT UNDER TEST

5.1. DESCRIPTION OF EUT

The EUT is a GSM/WCDMA/LTE Phone + BT/BLE, DTS/UNII a/b/g/n/ac/ax, ANT+, NFC and WPT. This test report addresses the WWAN operational mode.

This report covers the Samsung models SM-G981B/DS and SM-G981B.
These models are identical in hardware except SM-G981B has single SIM tray.
With some pre-scan, model SM-G981B/DS was set for final test.

5.2. MAXIMUM OUTPUT POWER

The transmitter has a maximum average radiated ERP / EIRP output powers as follows:

Note : Conducted output power results were excerpted from RF exposure test report.(4789230288-S1 FCC Report SAR)

GSM

FCC Part 22/24						
Band	Frequency Range [MHz]	Modulation	Conducted		Radiated	
			Avg [dBm]	Avg [mW]	Avg [dBm]	Avg [mW]
GSM850	824~849	GPRS	**32.72**	**1869.07**	**30.85**	**1216.19**
		EGPRS	25.40	346.87	25.41	347.54
GSM1900	1850~1910	GPRS	29.86	968.16	29.07	807.24
		EGPRS	25.60	362.83	26.08	405.51

WCDMA

FCC Part 22/24/27						
Band	Frequency Range [MHz]	Modulation	Conducted		Radiated	
			Avg [dBm]	Avg [mW]	Avg [dBm]	Avg [mW]
Band 5	824~849	Rel. 99	**24.09**	**256.58**	18.16	65.46
		HSDPA	22.62	182.92	16.35	43.15
Band 4	1710~1755	Rel. 99	23.93	247.45	24.68	293.76
		HSDPA	23.93	247.38	23.76	237.68
Band 2	1850~1910	Rel. 99	24.02	252.26	**24.88**	**307.61**
		HSDPA	23.03	200.78	23.85	242.66

UL Korea, Ltd. Confidential
This report shall not be reproduced except in full, without the written approval of UL Korea, Ltd.

LTE Band 12

FCC Part 27							
Band	Frequency Range [MHz]	BandWidth [MHz]	Modulation	Conducted		Radiated	
				Avg [dBm]	Avg [mW]	Avg [dBm]	Avg [mW]
Band 12	699 ~ 716	10	QPSK	**24.56**	**285.68**	17.21	52.60
			16QAM	23.92	246.60	16.19	41.59
			64QAM	22.55	179.76		
			256QAM	19.34	85.91		
		5	QPSK	24.51	282.18	**17.70**	**58.88**
			16QAM	24.23	264.64	16.33	42.95
			64QAM	22.88	194.24		
			256QAM	19.82	95.92		
		3	QPSK	24.53	284.08	17.26	53.21
			16QAM	24.17	261.32	16.26	42.27
			64QAM	22.76	188.84		
			256QAM	19.58	90.72		
		1.4	QPSK	24.53	283.98	17.33	54.08
			16QAM	24.12	258.39	16.17	41.40
			64QAM	22.56	180.45		
			256QAM	19.51	89.24		

LTE Band 13

FCC Part 27							
Band	Frequency Range [MHz]	BandWidth [MHz]	Modulation	Conducted		Radiated	
				Avg [dBm]	Avg [mW]	Avg [dBm]	Avg [mW]
Band 13	777 ~ 787	10	QPSK	**24.65**	**291.63**	20.44	110.66
			16QAM	24.05	253.95	19.80	95.50
			64QAM	22.36	172.02		
			256QAM	19.26	84.41		
		5	QPSK	24.63	290.57	**20.73**	**118.30**
			16QAM	24.41	276.03	20.06	101.39
			64QAM	22.68	185.45		
			256QAM	19.63	91.92		

UL Korea, Ltd. Suwon Laboratory FORM ID: FCC_22/24/27(03)
218 Maeyeong-ro, Yeongtong-gu, Suwon-si, Gyeonggi-do, 16675, Korea TEL: (031) 337-9902 FAX: (031) 213-5433
UL Korea, Ltd. Confidential
This report shall not be reproduced except in full, without the written approval of UL Korea, Ltd.

LTE Band 25

FCC Part 24							
Band	Frequency Range [MHz]	BandWidth [MHz]	Modulation	Conducted		Radiated	
				Avg [dBm]	Avg [mW]	Avg [dBm]	Avg [mW]
Band 25	1850 ~ 1915	20	QPSK	23.45	221.41	22.59	181.55
			16QAM	22.80	190.50	20.90	123.03
			64QAM	21.58	143.74		
			256QAM	19.84	96.38		
		15	QPSK	23.44	220.88	22.83	191.87
			16QAM	22.75	188.25	21.15	130.32
			64QAM	21.37	137.08		
			256QAM	19.93	98.31		
		10	QPSK	23.30	213.60	22.79	190.11
			16QAM	22.48	177.12	21.08	128.23
			64QAM	21.31	135.28		
			256QAM	19.85	96.59		
		5	QPSK	23.40	218.78	**22.99**	**199.07**
			16QAM	22.62	182.67	21.45	139.64
			64QAM	21.47	140.36		
			256QAM	21.30	134.92		
		3	QPSK	**23.53**	**225.41**	22.40	173.78
			16QAM	22.51	178.27	20.76	119.12
			64QAM	21.17	130.87		
			256QAM	19.73	93.96		
		1.4	QPSK	23.21	209.41	22.62	182.81
			16QAM	22.42	174.72	20.96	124.74
			64QAM	21.34	136.09		
			256QAM	19.52	89.44		

UL Korea, Ltd. Suwon Laboratory FORM ID: FCC_22/24/27(03)
218 Maeyeong-ro, Yeongtong-gu, Suwon-si, Gyeonggi-do, 16675, Korea TEL: (031) 337-9902 FAX: (031) 213-5433
UL Korea, Ltd. Confidential
This report shall not be reproduced except in full, without the written approval of UL Korea, Ltd.

LTE Band 26 (Part90)

FCC Part 90							
Band	Frequency Range [MHz]	BandWidth [MHz]	Modulation	Conducted		Radiated	
				Avg [dBm]	Avg [mW]	Avg [dBm]	Avg [mW]
Band 26	814 ~ 824	15	QPSK	**23.50**	**223.63**	20.75	118.85
			16QAM	21.27	134.11	18.20	66.07
			64QAM	19.90	97.77		
			256QAM	18.96	78.72		
		10	QPSK	23.24	210.78	20.45	110.92
			16QAM	20.89	122.62	18.04	63.68
			64QAM	19.89	97.47		
			256QAM	18.73	74.73		
		5	QPSK	23.25	211.50	20.87	122.18
			16QAM	21.10	128.91	18.47	70.31
			64QAM	21.17	130.78		
			256QAM	19.26	84.39		
		3	QPSK	23.30	213.81	**21.05**	**127.35**
			16QAM	20.82	120.82	18.25	66.83
			64QAM	19.78	95.00		
			256QAM	19.01	79.70		
		1.4	QPSK	23.09	203.70	20.95	124.45
			16QAM	20.99	125.55	18.36	68.55
			64QAM	19.80	95.41		
			256QAM	18.65	73.34		

UL Korea, Ltd. Suwon Laboratory FORM ID: FCC_22/24/27(03)
218 Maeyeong-ro, Yeongtong-gu, Suwon-si, Gyeonggi-do, 16675, Korea TEL: (031) 337-9902 FAX: (031) 213-5433
UL Korea, Ltd. Confidential
This report shall not be reproduced except in full, without the written approval of UL Korea, Ltd.

LTE Band 26 (Part22)

FCC Part 22							
Band	Frequency Range [MHz]	BandWidth [MHz]	Modulation	Conducted		Radiated	
				Avg [dBm]	Avg [mW]	Avg [dBm]	Avg [mW]
Band 26	824 ~ 849	15	QPSK	23.81	240.62	**20.85**	**121.62**
			16QAM	21.82	152.16	18.28	67.30
			64QAM	20.42	110.19		
			256QAM	19.51	89.43		
		10	QPSK	23.80	239.88	20.82	120.78
			16QAM	21.80	151.36	18.25	66.83
			64QAM	20.39	109.35		
			256QAM	19.53	89.81		
		5	QPSK	23.79	239.07	20.67	116.68
			16QAM	21.54	142.47	18.40	69.18
			64QAM	20.44	110.66		
			256QAM	19.38	86.74		
		3	QPSK	**23.95**	**248.46**	20.44	110.66
			16QAM	21.73	148.82	18.10	64.57
			64QAM	20.36	108.69		
			256QAM	19.54	90.04		
		1.4	QPSK	23.66	232.01	20.35	108.39
			16QAM	21.70	147.91	18.14	65.16
			64QAM	20.28	106.67		
			256QAM	19.30	85.16		

UL Korea, Ltd. Suwon Laboratory FORM ID: FCC_22/24/27(03)
218 Maeyeong-ro, Yeongtong-gu, Suwon-si, Gyeonggi-do, 16675, Korea TEL: (031) 337-9902 FAX: (031) 213-5433
UL Korea, Ltd. Confidential
This report shall not be reproduced except in full, without the written approval of UL Korea, Ltd.

LTE Band 41(PC2)

FCC Part 27							
Band	Frequency Range [MHz]	BandWidth [MHz]	Modulation	Conducted		Radiated	
				Avg [dBm]	Avg [mW]	Avg [dBm]	Avg [mW]
Band 41	2496 ~ 2690	20	QPSK	25.19	330.13	26.74	472.06
			16QAM	24.49	281.06	26.58	454.99
			64QAM	23.63	230.53		
			256QAM	20.67	116.67		
		15	QPSK	25.24	334.34	26.34	430.53
			16QAM	24.46	279.38	26.37	433.51
			64QAM	23.44	220.80		
			256QAM	20.43	110.48		
		10	QPSK	25.13	325.48	26.60	457.09
			16QAM	24.36	272.89	**26.81**	**479.73**
			64QAM	23.44	220.80		
			256QAM	20.12	102.73		
		5	QPSK	**25.33**	**341.31**	26.03	400.87
			16QAM	24.18	262.03	26.63	460.26
			64QAM	23.68	233.32		
			256QAM	20.89	122.81		

UL Korea, Ltd. Suwon Laboratory FORM ID: FCC_22/24/27(03)
218 Maeyeong-ro, Yeongtong-gu, Suwon-si, Gyeonggi-do, 16675, Korea TEL: (031) 337-9902 FAX: (031) 213-5433
UL Korea, Ltd. Confidential
This report shall not be reproduced except in full, without the written approval of UL Korea, Ltd.

LTE Band 66

FCC Part 27							
Band	Frequency Range [MHz]	BandWidth [MHz]	Modulation	Conducted		Radiated	
				Avg [dBm]	Avg [mW]	Avg [dBm]	Avg [mW]
Band 66	1710 ~ 1780	20	QPSK	23.06	202.38	22.89	194.54
			16QAM	22.40	173.69	21.73	148.94
			64QAM	21.26	133.71		
			256QAM	18.20	66.08		
		15	QPSK	23.13	205.41	22.20	165.96
			16QAM	22.42	174.68	21.05	127.35
			64QAM	21.22	132.40		
			256QAM	18.28	67.36		
		10	QPSK	23.05	201.70	**22.95**	**197.24**
			16QAM	22.38	173.12	22.03	159.59
			64QAM	21.33	135.95		
			256QAM	18.05	63.80		
		5	QPSK	23.00	199.66	22.06	160.69
			16QAM	22.37	172.58	21.06	127.64
			64QAM	21.30	135.01		
			256QAM	18.26	66.95		
		3	QPSK	**23.23**	**210.40**	21.97	157.40
			16QAM	22.38	173.05	20.84	121.34
			64QAM	21.39	137.71		
			256QAM	18.25	66.80		
		1.4	QPSK	22.98	198.53	21.67	146.89
			16QAM	22.29	169.26	20.60	114.82
			64QAM	21.19	131.60		
			256QAM	18.39	69.01		

UL Korea, Ltd. Suwon Laboratory FORM ID: FCC_22/24/27(03)
218 Maeyeong-ro, Yeongtong-gu, Suwon-si, Gyeonggi-do, 16675, Korea TEL: (031) 337-9902 FAX: (031) 213-5433
UL Korea, Ltd. Confidential
This report shall not be reproduced except in full, without the written approval of UL Korea, Ltd.

LTE Band 2

LTE Band 2(Frequency range: 1850-1910 MHz) is covered by LTE Band 25 (Frequency range: 1850-1915 MHz) due to overlapping frequency range, same maximum tune-up limit and same channel bandwidth.

LTE Band 4

LTE Band 4 (Frequency range: 1710-1755 MHz) is covered by LTE Band 66 (Frequency range: 1710-1780 MHz) due to overlapping frequency range, same maximum tune-up limit and same channel bandwidth.

LTE Band 5

LTE Band 5 (Frequency range: 824-849 MHz) is covered by LTE Band 26 (Frequency range: 814-849 MHz) due to overlapping frequency range, same maximum tune-up limit and same channel bandwidth.

LTE Band 17

LTE Band 17 (Frequency range: 704-716 MHz) is covered by LTE Band 12 (Frequency range: 699-716 MHz) due to overlapping frequency range, same maximum tune-up limit and same channel bandwidth.

LTE Band41(PC3)

LTE Band 41(PC3, Frequency range : 2496-2690 MHz) is covered by LTE Band 41(PC2) (Frequency range: 2496-2690 MHz) due to same frequency range, same channel bandwidth and maximum tune-up limit is higher than LTE Band41(PC3).

UL Korea, Ltd. Suwon Laboratory FORM ID: FCC_22/24/27(03)
218 Maeyeong-ro, Yeongtong-gu, Suwon-si, Gyeonggi-do, 16675, Korea TEL: (031) 337-9902 FAX: (031) 213-5433
UL Korea, Ltd. Confidential
This report shall not be reproduced except in full, without the written approval of UL Korea, Ltd.

5.3. DESCRIPTION OF AVAILABLE ANTENNAS

The radio utilizes a internal antenna for the [List the bands supported] with a maximum peak gain as follow:

Frequency (MHz)	Peak Gain (dBi)
GSM1900 / WCDMA Band 2 / LTE Band 2 / LTE Band 25 1850 ~ 1915 MHz	-4.4
WCDMA Band 4 / LTE Band 4 / LTE Band 66 1710 ~ 1780 MHz	-2.1
GSM850 / WCDMA Band 5 / LTE Band 5 / LTE Band 26 814 ~ 849 MHz	-2.7
LTE Band 12 / LTE Band 17 699 ~ 716 MHz	-5.8
LTE Band 41 2496 ~ 2690 MHz	-2.8
LTE Band 13 777 ~ 787 MHz	-6.7

UL Korea, Ltd. Suwon Laboratory FORM ID: FCC_22/24/27(03)
218 Maeyeong-ro, Yeongtong-gu, Suwon-si, Gyeonggi-do, 16675, Korea TEL: (031) 337-9902 FAX: (031) 213-5433
UL Korea, Ltd. Confidential
This report shall not be reproduced except in full, without the written approval of UL Korea, Ltd.

5.4. WORST-CASE ORIENTATION

Following modes should be considered as worst-case scenario for all other measurements.

- GSM GPRS/EGPRS
- UMTS REL 99/HSDPA

For all LTE Bands, the worst-case scenario for all measurements is based on the average conducted output power measurement investigation results. Output power measurements were measured on QPSK, 16QAM, 64QAM and 256QAM modulations. It was found that QPSK and 16QAM results were worst case. All testing was performed using QPSK and 16QAM modulations to represent the worst case. However, the out of band emissions and spurious radiation were only performed on bandwidth and RB offset(with RB size 1) with the highest power in QPSK.

Highest power setting for each bands				
LTE Band	**Frequency (MHz)**	**Bandwidth (MHz)**	**RB size**	**RB offset**
12	704.0	10	1	0
	707.5		1	0
	711.0		1	0
13	782.0	10	1	25
25	1851.5	3	1	8
	1882.5		1	0
	1913.5		1	8
26 (Part 90)	821.5	15	1	37
26 (Part 22)	829.0	10	1	0
	831.5		1	0
	844.0		1	0
41(PC2)	2498.5	5	1	12
	2593.0		1	12
	2687.5		1	12
66	1711.5	3	1	8
	1745.0		1	0
	1778.5		1	8

UL Korea, Ltd. Confidential
This report shall not be reproduced except in full, without the written approval of UL Korea, Ltd.

The fundamental and radiated spurious emission were investigated in three orthogonal orientations X, Y and Z, it was determined that below orientation was worst-case orientation for each band.

Band	ERP/EIRP			RSE		
	X	Y	Z	X	Y	Z
GSM850	-	-	O	O	-	-
GSM1900	-	-	O	-	O	-
WCDMA B5	-	-	O	-	-	O
WCDMA B4	O	-	-	O	-	-
WCDMA B2	O	-	-	O	-	-
LTE B12	O	-	-	-	O	-
LTE B13	-	-	O	O	-	-
LTE B25	O	-	-	-	O	-
LTE B26	-	-	O	-	O	-
LTE B41(PC2)	-	O	-	-	O	-
LTE B66	-	-	O	-	-	O

Note : For ERP/EIRP testing, the EUT didn't attached with travel adapter. But radiated spurious testing, the EUT attached with travel adapter for the worst case condition. The EUT is continuously communicated with the call box during the tests.

UL Korea, Ltd. Confidential
This report shall not be reproduced except in full, without the written approval of UL Korea, Ltd.

5.5. DESCRIPTION OF TEST SETUP

SUPPORT EQUIPMENT

Support Equipment List				
Description	**Manufacturer**	**Model**	**Serial Number**	**FCC ID**
Charger	SAMSUNG	EP-TA800	R37M5WSB411SE3	N/A
Data Cable	SAMSUNG	EP-DG977	N/A	N/A

I/O CABLE

I/O Cable List						
Cable No	**Port**	**# of identical ports**	**Connector Type**	**Cable Type**	**Cable Length (m)**	**Remarks**
1	DC Power	1	C Type	Shielded	1.0m	N/A

TEST SETUP

The EUT is continuously communicated with the call box during the tests.

UL Korea, Ltd. Suwon Laboratory FORM ID: FCC_22/24/27(03)
218 Maeyeong-ro, Yeongtong-gu, Suwon-si, Gyeonggi-do, 16675, Korea TEL: (031) 337-9902 FAX: (031) 213-5433
UL Korea, Ltd. Confidential
This report shall not be reproduced except in full, without the written approval of UL Korea, Ltd.

SETUP DIAGRAM FOR TESTS (CONDUCTED TEST SETUP)



SETUP DIAGRAM FOR TESTS (RADIATED TEST SETUP)

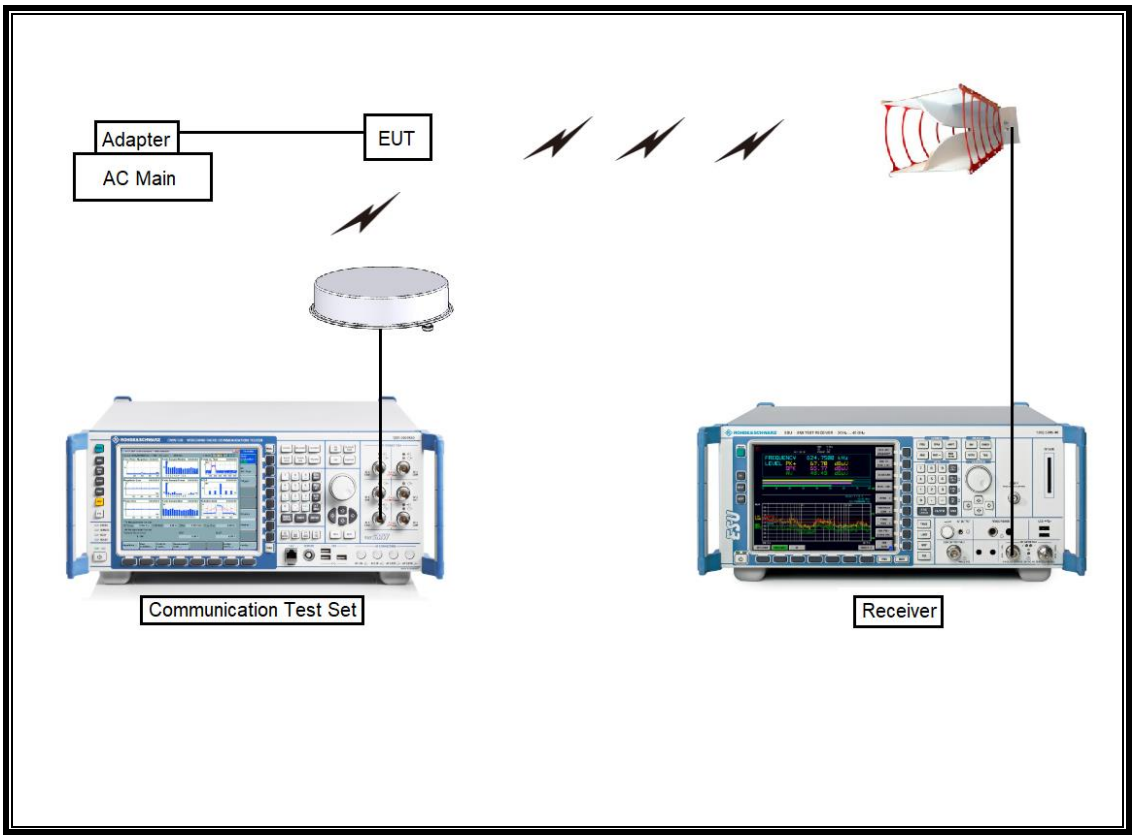

UL Korea, Ltd. Confidential
This report shall not be reproduced except in full, without the written approval of UL Korea, Ltd.

6. TEST AND MEASUREMENT EQUIPMENT

The following test and measurement equipment was utilized for the tests documented in this report:

Test Equipment List				
Description	**Manufacturer**	**Model**	**S/N**	**Cal Due**
Antenna, Tuned Dipole 400~1000 MHz	ETS	3121D DB4	00164753	01-30-21
Antenna, Horn, 40 GHz	ETS	3116C	00166155	08-13-20
Preamplifier	ETS	3116C-PA	00168841	08-08-20
Antenna, Horn, 40 GHz	ETS	3116C	00168645	10-02-21
Antenna, Bilog, 30MHz-1GHz	SCHWARZBECK	VULB9163	750	08-04-20
Antenna, Bilog, 30MHz-1GHz	SCHWARZBECK	VULB9163	845	08-04-20
Antenna, Bilog, 30MHz-1GHz	SCHWARZBECK	VULB9163	749	08-04-20
Antenna, Horn, 18 GHz	ETS	3115	00167211	08-04-20
Antenna, Horn, 18 GHz	ETS	3115	00161451	08-04-20
Antenna, Horn, 18 GHz	ETS	3117	00168724	08-04-20
Antenna, Horn, 18 GHz	ETS	3117	00205959	08-04-20
Antenna, Horn, 18 GHz	ETS	3117	00168717	08-04-20
Combiner	WEINSCHEL	1575	2150	08-08-20
Communications Test Set	R&S	CMW500	115331	08-05-20
DC Power Supply	Agilent / HP	E3640A	MY54226395	08-06-20
Preamplifier, 1000 MHz	Sonoma	310N	341282	08-05-20
Preamplifier, 1000 MHz	Sonoma	310N	370599	08-05-20
Preamplifier, 1000 MHz	Sonoma	310N	351741	08-05-20
Preamplifier, 18 GHz	Miteq	AFS42-00101800-25-S-42	1876511	08-06-20
Preamplifier, 18 GHz	Miteq	AFS42-00101800-25-S-42	2029169	08-06-20
Preamplifier, 18 GHz	Miteq	AFS42-00101800-25-S-42	1896138	08-06-20
Spectrum Analyzer, 44 GHz	Agilent / HP	N9030A	MY54490312	08-06-20
EMI Test Receive, 40 GHz	R&S	ESU40	100439	08-06-20
EMI Test Receive, 40 GHz	R&S	ESU40	100457	08-06-20
Directional Antenna	Cobham	FPA3-0.8-6.0R/1329	80108-0004	N/A
High Pass Filter 1.2GHz	Micro-Tronics	HPM50108-02	G005	08-05-20
High Pass Filter 1.2GHz	Micro-Tronics	HPM50108-02	G006	08-05-20
High Pass Filter 2.8GHz	Micro-Tronics	HPM50111-02	010	08-05-20
High Pass Filter 2.8GHz	Micro-Tronics	HPM50111-02	011	08-05-20
High Pass Filter 4GHz	Micro-Tronics	HPM50118-02	G001	08-05-20
High Pass Filter 4GHz	Micro-Tronics	HPM50118-02	G002	08-05-20
Attenuator	PASTERNACK	PE7087-10	A009	08-08-20
Attenuator	PASTERNACK	PE7087-10	A001	08-08-20
Attenuator	PASTERNACK	PE7087-10	A008	08-08-20
Attenuator	PASTERNACK	PE7087-10	2	08-08-20
Attenuator	PASTERNACK	PE7395-10	A011	08-08-20
Antenna, Loop, 9kHz-30MHz	R&S	HFH2-Z2	100418	10-02-21
Temperature Chamber	ESPEC	SH-642	93001109	08-05-20
UL Software				
Description	**Manufacturer**	**Model**	**Version**	
Antenna port test software	UL	CLT	Ver 2.5	

UL Korea, Ltd. Confidential
This report shall not be reproduced except in full, without the written approval of UL Korea, Ltd.

7. SUMMARY TABLE

FCC Part Section	Test Description	Test Limit	Test Condition	Test Result
2.1049	Occupied Band width (99%)	N/A	Conducted	Pass
22.917(a) 24.238(a) 27.53(c),(g),(h) 90.691	Band Edge / Conducted Spurious Emission	-13dBm		Pass
27.53(m)	Conducted Spurious Emission	-25 dBm		Pass
27.53(m) 90.691	Emission mask	Section 9.2.2		Pass
2.1046	Conducted output power	N/A		Pass
22.355 24.235 27.54 90.213	Frequency Stability	2.5PPM		Pass
22.913(a)(5)	Effective Radiated Power	38.5 dBm	Radiated	Pass
27.50(c)(10) 27.50(b)(10)		34.77 dBm		Pass
24.232(c) 27.50(h)(2)	Equivalent Isotropic Radiated Power	33dBm		Pass
27.50(d)(4)		30dBm		Pass
22.917(a) 24.238(a) 27.53 (c),(g),(h) 90.691	Radiated Spurious Emission	-13dBm		Pass
27.53 (m)		-25dBm		Pass

UL Korea, Ltd. Suwon Laboratory FORM ID: FCC_22/24/27(03)
218 Maeyeong-ro, Yeongtong-gu, Suwon-si, Gyeonggi-do, 16675, Korea TEL: (031) 337-9902 FAX: (031) 213-5433
UL Korea, Ltd. Confidential
This report shall not be reproduced except in full, without the written approval of UL Korea, Ltd.

8. PEAK TO AVERAGE RATIO

Test Procedure

Per KDB 971168 D01 Power Meas License Digital Systems v03r01;

The transmitter output was connected to a CMW500 Test Set and configured to operate at maximum power. The PAR were measured on the Spectrum Analyzer.

Test Spec

In addition, when the transmitter power is measured in terms of average value, the peak-to-average ratio of the power shall not exceed 13 dB.

RESULTS

UL Korea, Ltd. Suwon Laboratory FORM ID: FCC_22/24/27(03)
218 Maeyeong-ro, Yeongtong-gu, Suwon-si, Gyeonggi-do, 16675, Korea TEL: (031) 337-9902 FAX: (031) 213-5433
UL Korea, Ltd. Confidential
This report shall not be reproduced except in full, without the written approval of UL Korea, Ltd.

8.1. CONDUCTED PEAK TO AVERAGE RESULT

GSM

GSM 850	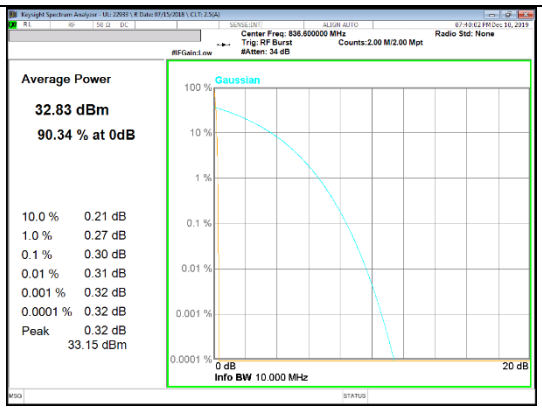 GSM850 GPRS Mid channel	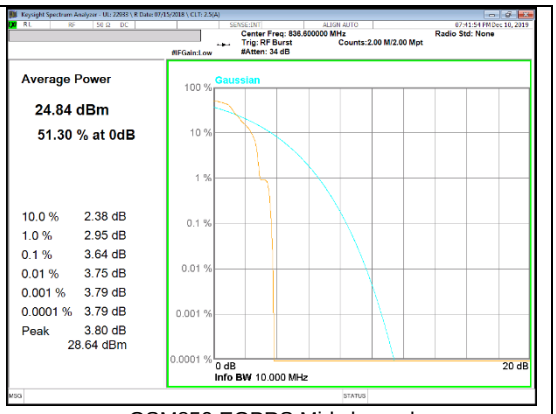 GSM850 EGPRS Mid channel
GSM 1900	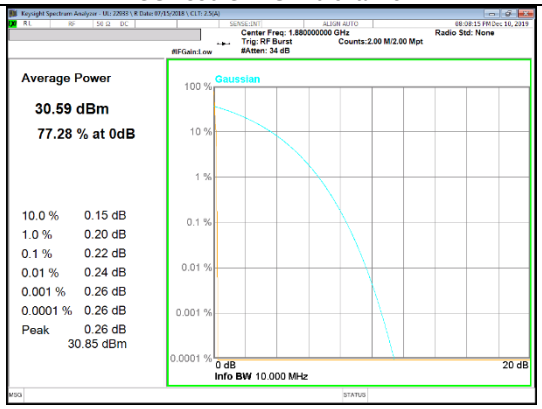 GSM1900 GPRS Mid channel	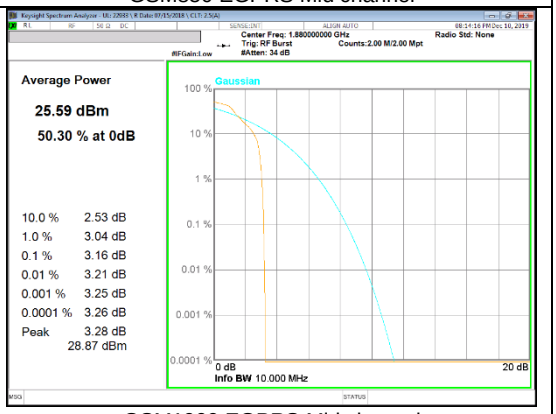 GSM1900 EGPRS Mid channel

UL Korea, Ltd. Confidential
This report shall not be reproduced except in full, without the written approval of UL Korea, Ltd.

WCDMA

WCDMA Band 5	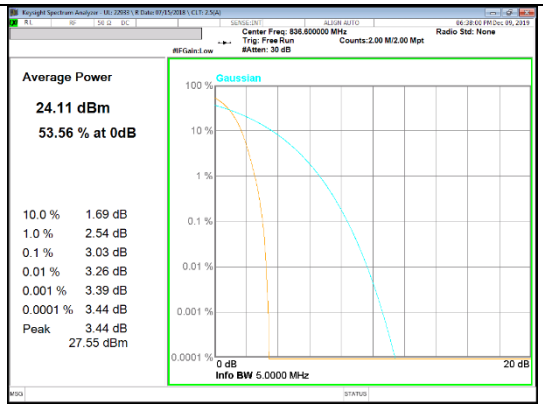 WCDMA B5 REL99 Mid channel	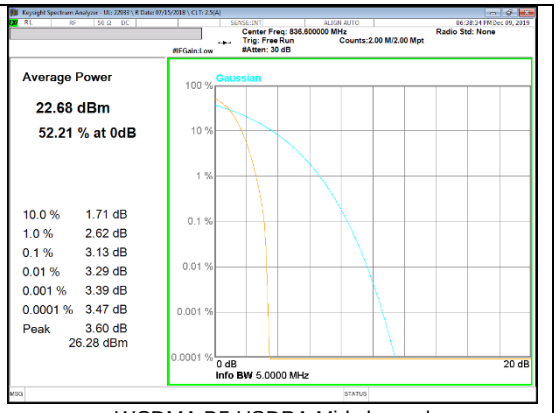 WCDMA B5 HSDPA Mid channel
WCDMA Band 4	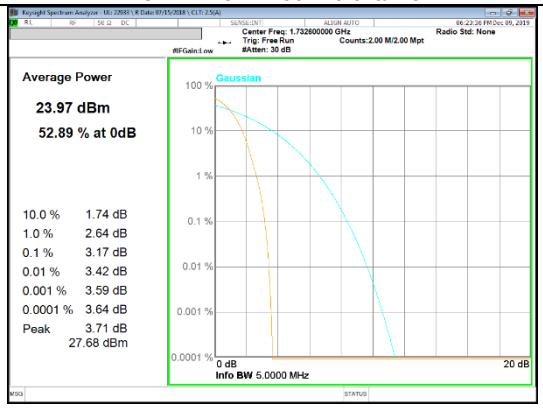 WCDMA B4 REL99 Mid channel	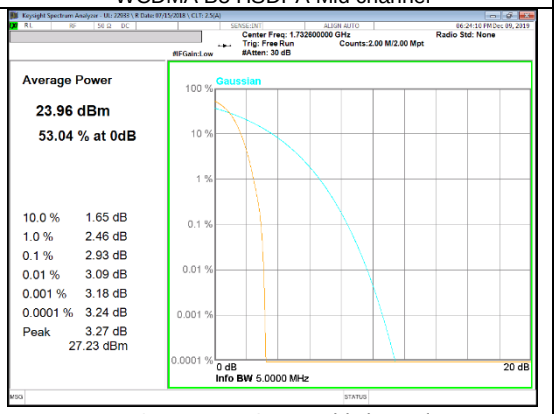 WCDMA B4 HSDPA Mid channel
WCDMA Band 2	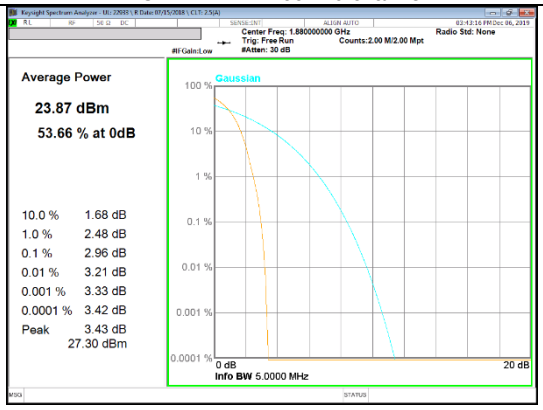 WCDMA B2 REL99 Mid channel	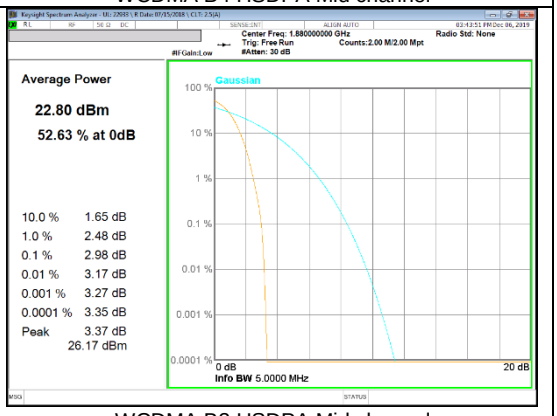 WCDMA B2 HSDPA Mid channel

UL Korea, Ltd. Suwon Laboratory FORM ID: FCC_22/24/27(03)
218 Maeyeong-ro, Yeongtong-gu, Suwon-si, Gyeonggi-do, 16675, Korea TEL: (031) 337-9902 FAX: (031) 213-5433
UL Korea, Ltd. Confidential
This report shall not be reproduced except in full, without the written approval of UL Korea, Ltd.

LTE Band 12

LTE Band 12 10 MHz	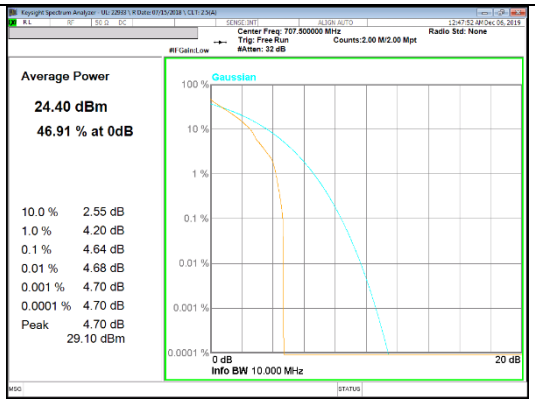 LTE B12 10MHz QPSK Mid channel	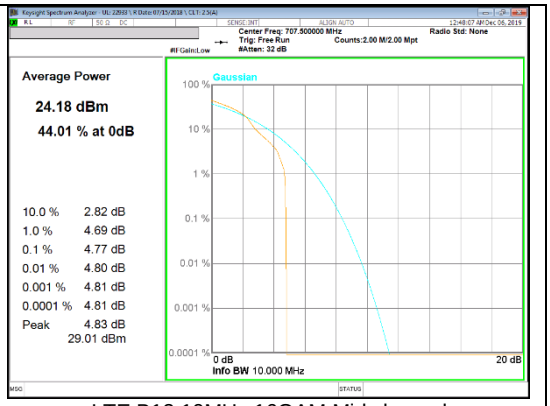 LTE B12 10MHz 16QAM Mid channel
LTE Band 12 5 MHz	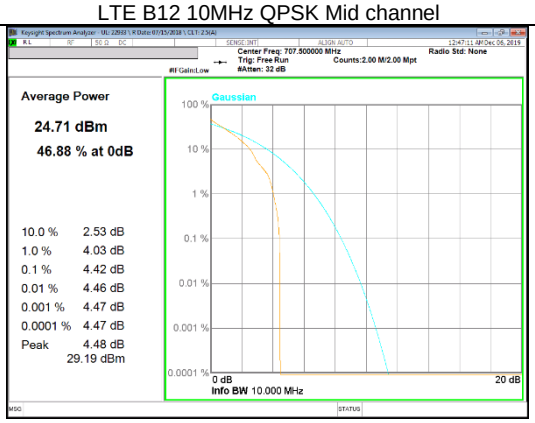 LTE B12 5MHz QPSK Mid channel	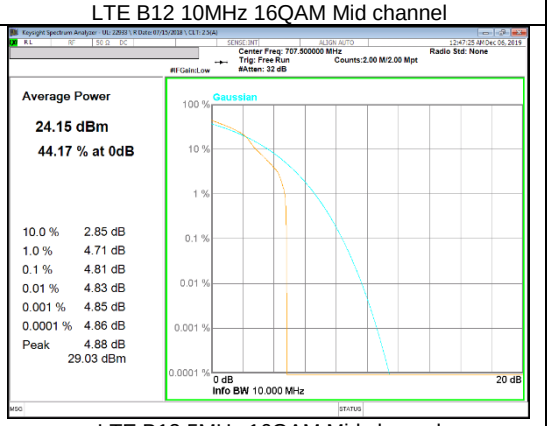 LTE B12 5MHz 16QAM Mid channel
LTE Band 12 3 MHz	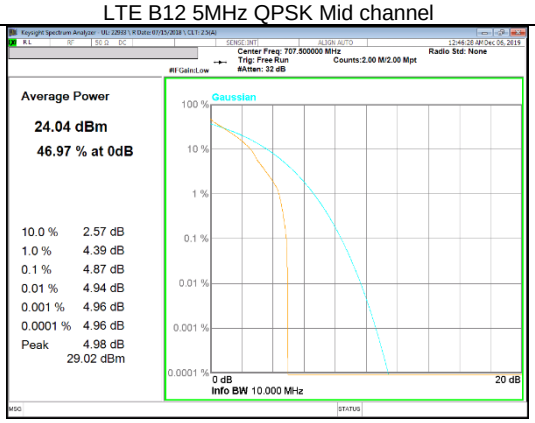 LTE B12 3MHz QPSK Mid channel	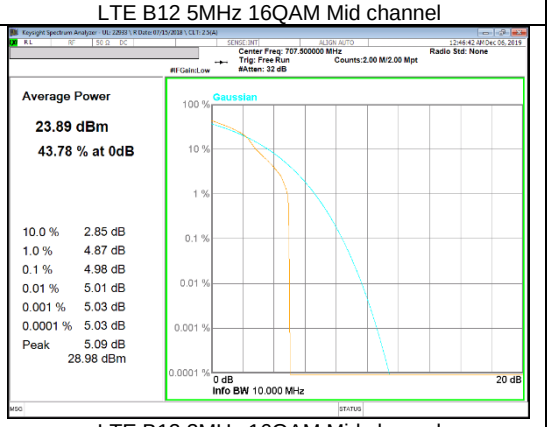 LTE B12 3MHz 16QAM Mid channel
LTE Band 12 1.4 MHz	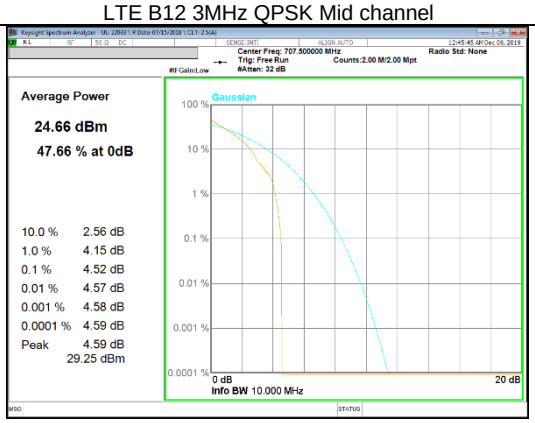 LTE B12 1.4MHz QPSK Mid channel	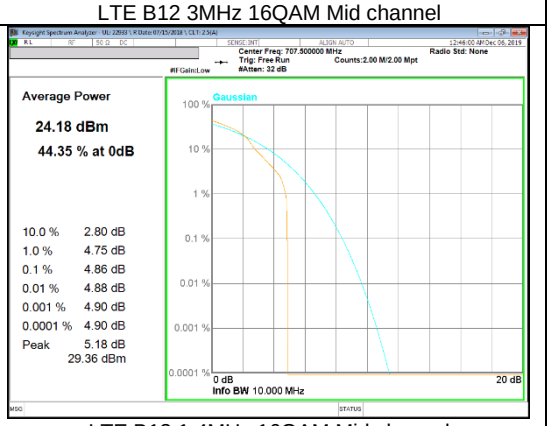 LTE B12 1.4MHz 16QAM Mid channel

UL Korea, Ltd. Suwon Laboratory FORM ID: FCC_22/24/27(03)
218 Maeyeong-ro, Yeongtong-gu, Suwon-si, Gyeonggi-do, 16675, Korea TEL: (031) 337-9902 FAX: (031) 213-5433
UL Korea, Ltd. Confidential
This report shall not be reproduced except in full, without the written approval of UL Korea, Ltd.

LTE Band 13

LTE Band 13 10 MHz	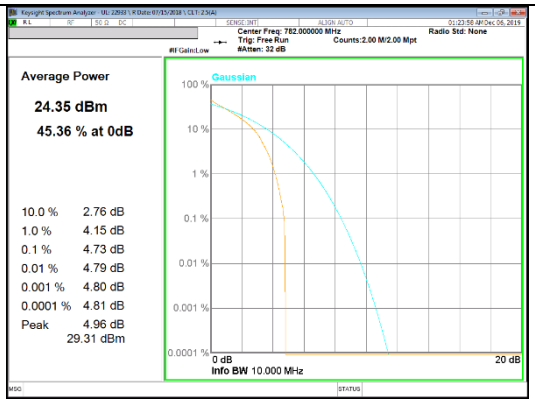 LTE B13 10MHz QPSK Mid channel	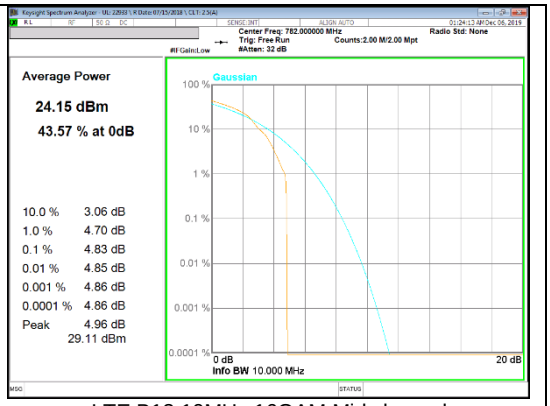 LTE B13 10MHz 16QAM Mid channel
LTE Band 13 5 MHz	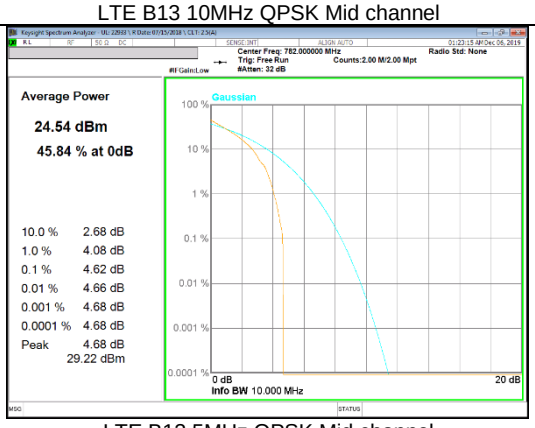 LTE B13 5MHz QPSK Mid channel	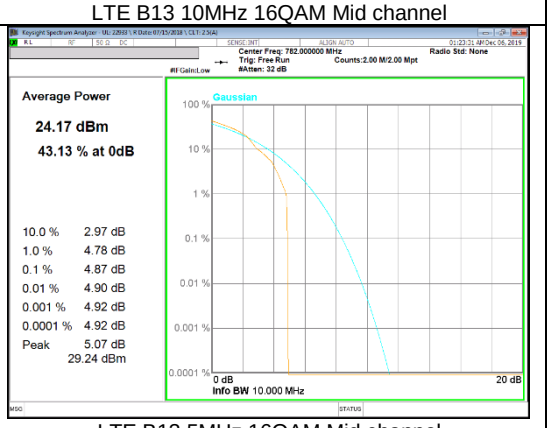 LTE B13 5MHz 16QAM Mid channel

UL Korea, Ltd. Suwon Laboratory FORM ID: FCC_22/24/27(03)
218 Maeyeong-ro, Yeongtong-gu, Suwon-si, Gyeonggi-do, 16675, Korea TEL: (031) 337-9902 FAX: (031) 213-5433
UL Korea, Ltd. Confidential
This report shall not be reproduced except in full, without the written approval of UL Korea, Ltd.

LTE Band 25

LTE Band 25 20 MHz	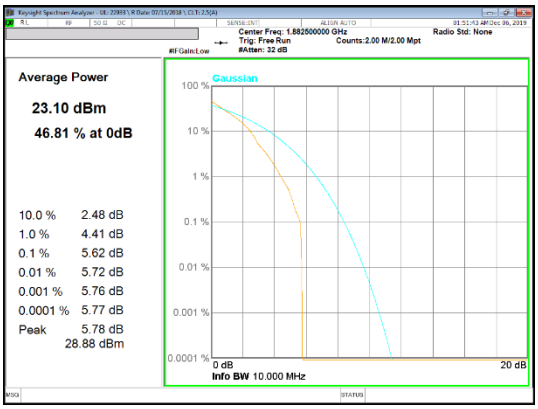 LTE B25 20MHz QPSK Mid channel	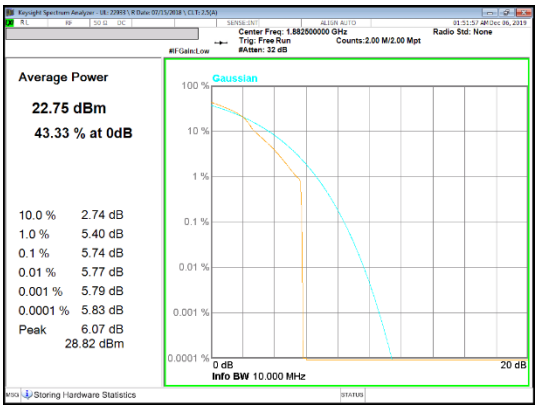 LTE B25 20MHz 16QAM Mid channel
LTE Band 25 15 MHz	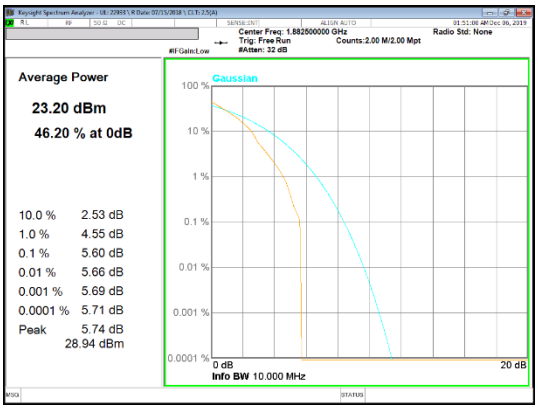 LTE B25 15MHz QPSK Mid channel	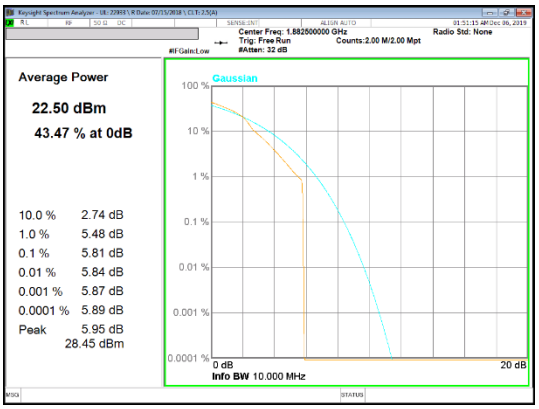 LTE B25 15MHz 16QAM Mid channel
LTE Band 25 10 MHz	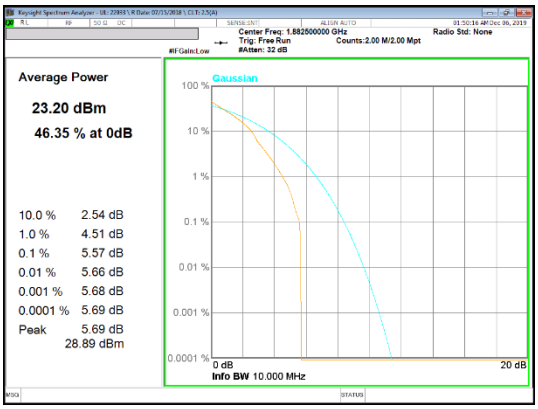 LTE B25 10MHz QPSK Mid channel	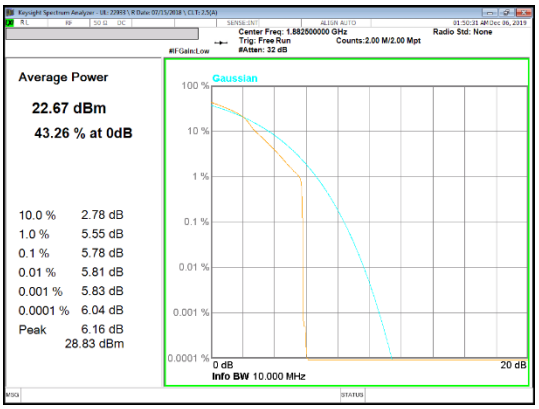 LTE B25 10MHz 16QAM Mid channel

UL Korea, Ltd. Suwon Laboratory FORM ID: FCC_22/24/27(03)
218 Maeyeong-ro, Yeongtong-gu, Suwon-si, Gyeonggi-do, 16675, Korea TEL: (031) 337-9902 FAX: (031) 213-5433
UL Korea, Ltd. Confidential
This report shall not be reproduced except in full, without the written approval of UL Korea, Ltd.

LTE Band 25 5 MHz	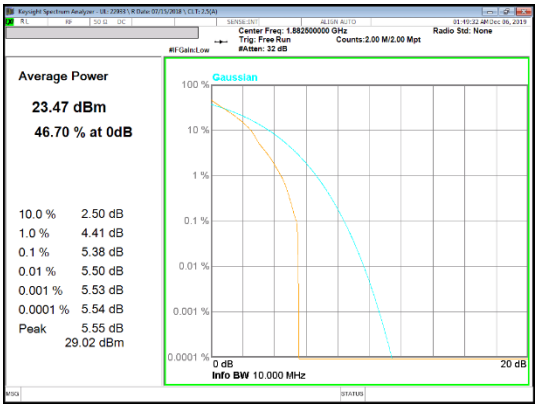 LTE B25 5MHz QPSK Mid channel	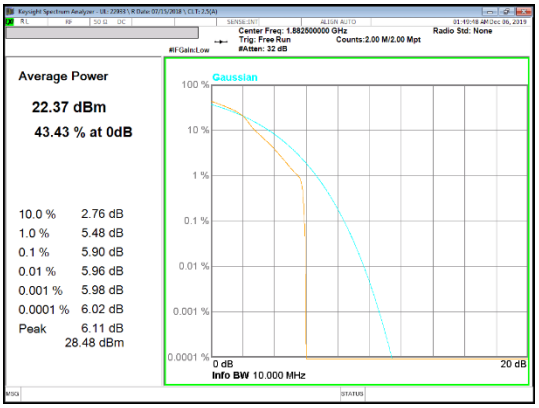 LTE B25 5MHz 16QAM Mid channel
LTE Band 25 3 MHz	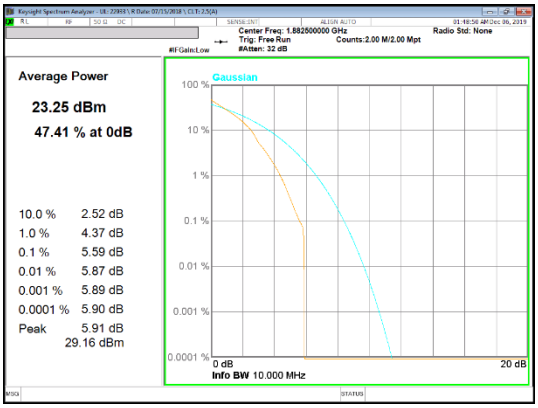 LTE B25 3MHz QPSK Mid channel	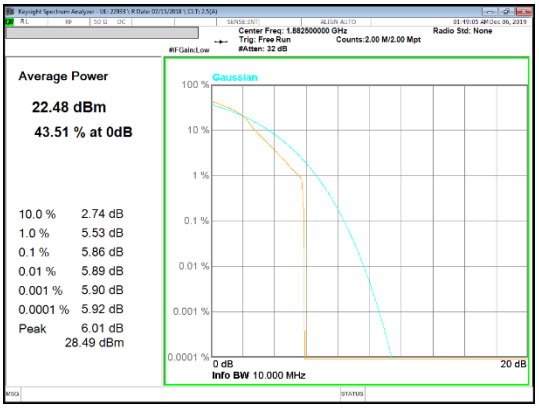 LTE B25 3MHz 16QAM Mid channel
LTE Band 25 1.4 MHz	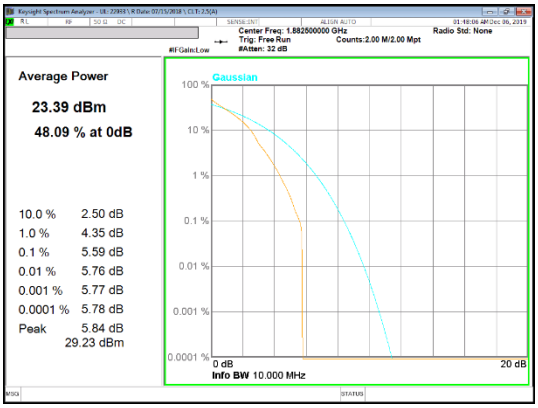 LTE B25 1.4MHz QPSK Mid channel	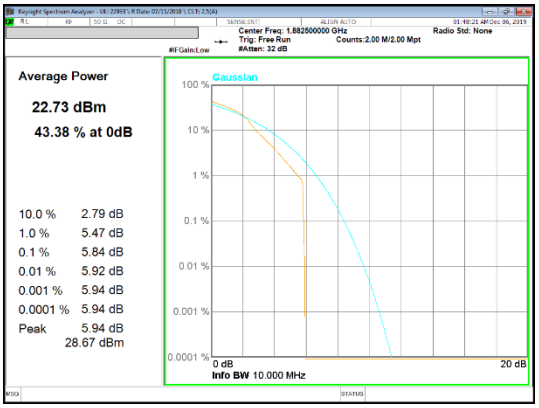 LTE B25 1.4MHz 16QAM Mid channel

UL Korea, Ltd. Suwon Laboratory FORM ID: FCC_22/24/27(03)
218 Maeyeong-ro, Yeongtong-gu, Suwon-si, Gyeonggi-do, 16675, Korea TEL: (031) 337-9902 FAX: (031) 213-5433
UL Korea, Ltd. Confidential
This report shall not be reproduced except in full, without the written approval of UL Korea, Ltd.

LTE Band 26

LTE Band 26 15 MHz	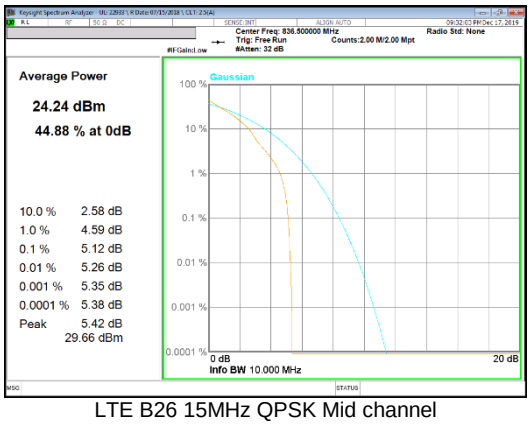 LTE B26 15MHz QPSK Mid channel	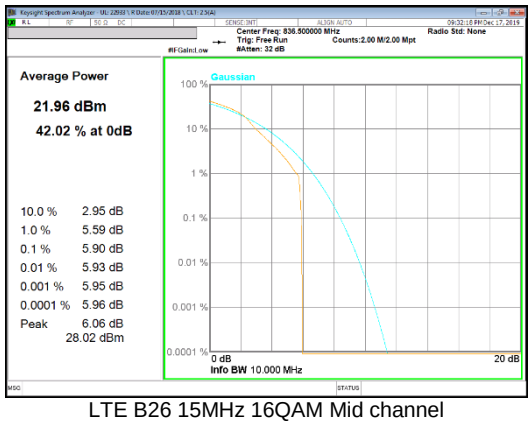 LTE B26 15MHz 16QAM Mid channel
LTE Band 26 10 MHz	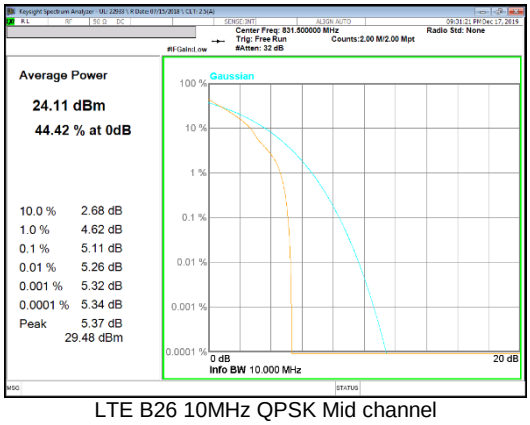 LTE B26 10MHz QPSK Mid channel	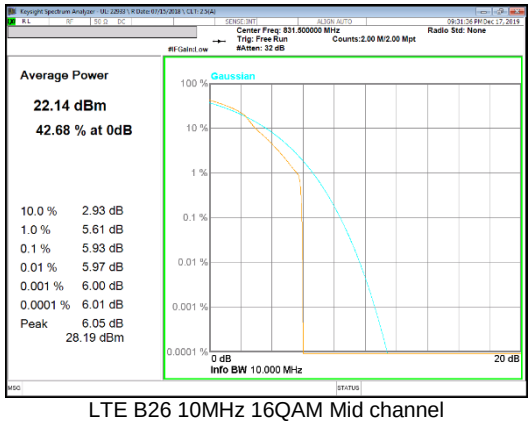 LTE B26 10MHz 16QAM Mid channel
LTE Band 26 5 MHz	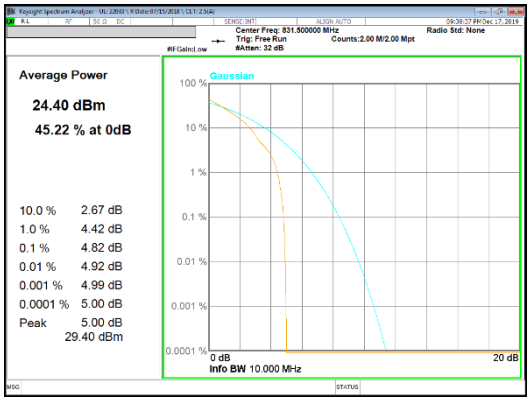 LTE B26 5MHz QPSK Mid channel	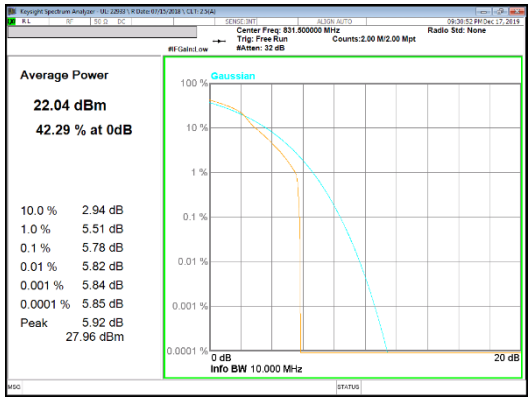 LTE B26 5MHz 16QAM Mid channel

UL Korea, Ltd. Suwon Laboratory FORM ID: FCC_22/24/27(03)
218 Maeyeong-ro, Yeongtong-gu, Suwon-si, Gyeonggi-do, 16675, Korea TEL: (031) 337-9902 FAX: (031) 213-5433
UL Korea, Ltd. Confidential
This report shall not be reproduced except in full, without the written approval of UL Korea, Ltd.

LTE Band 26 3 MHz	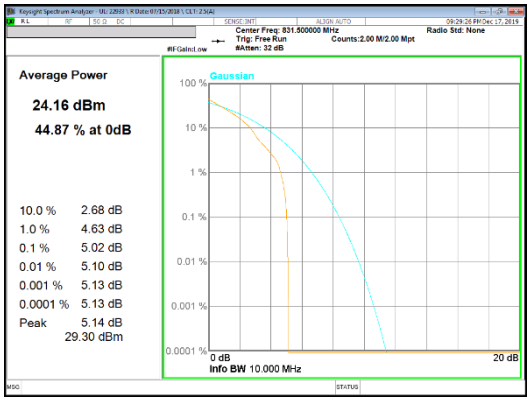 LTE B26 3MHz QPSK Mid channel	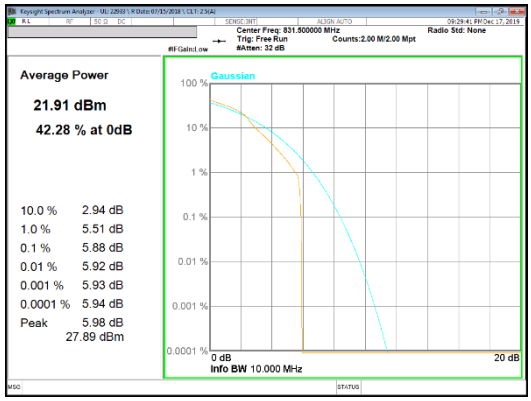 LTE B26 3MHz 16QAM Mid channel
LTE Band 26 1.4 MHz	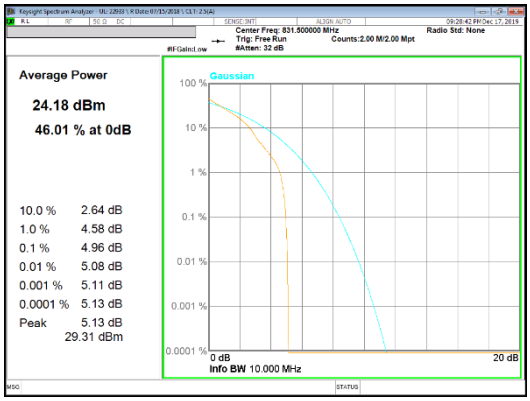 LTE B26 1.4MHz QPSK Mid channel	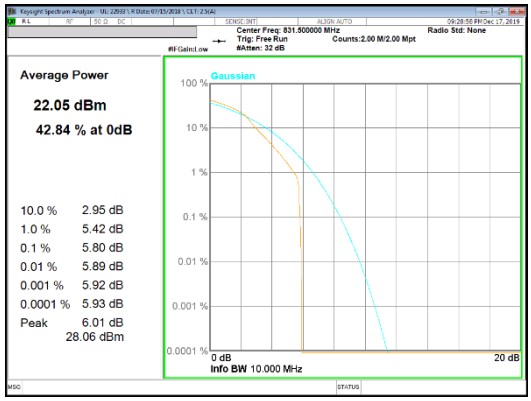 LTE B26 1.4MHz 16QAM Mid channel

UL Korea, Ltd. Confidential
This report shall not be reproduced except in full, without the written approval of UL Korea, Ltd.

LTE Band 41(PC2)

LTE Band 41 20 MHz	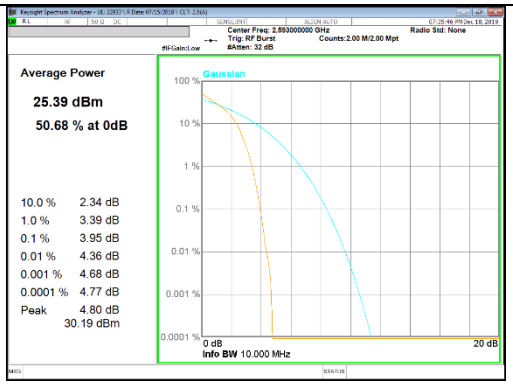 LTE B41 20MHz QPSK Mid channel	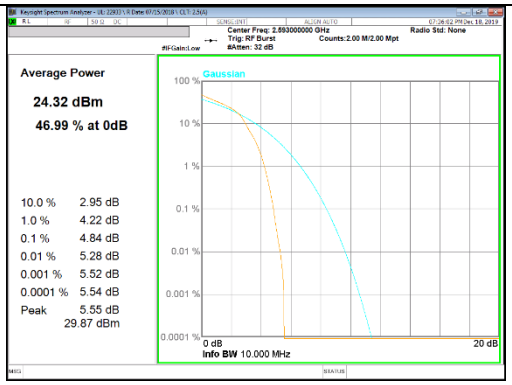 LTE B41 20MHz 16QAM Mid channel
LTE Band 41 15 MHz	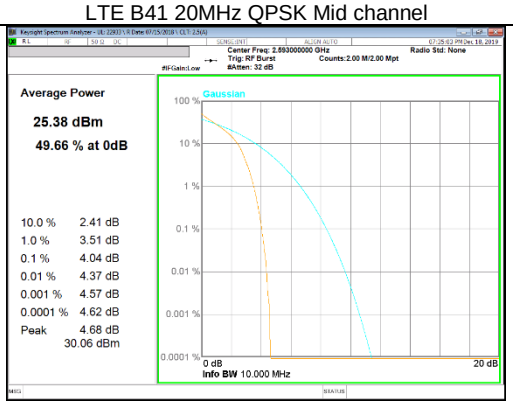 LTE B41 15MHz QPSK Mid channel	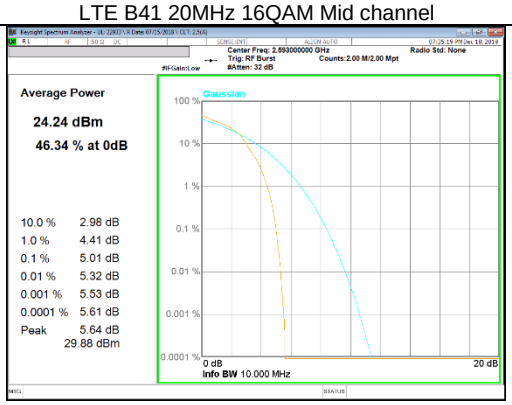 LTE B41 15MHz 16QAM Mid channel
LTE Band 41 10 MHz	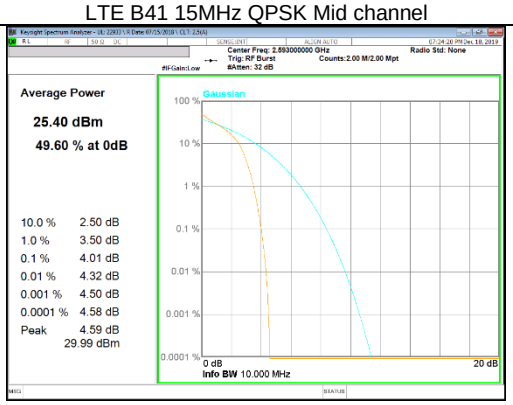 LTE B41 10MHz QPSK Mid channel	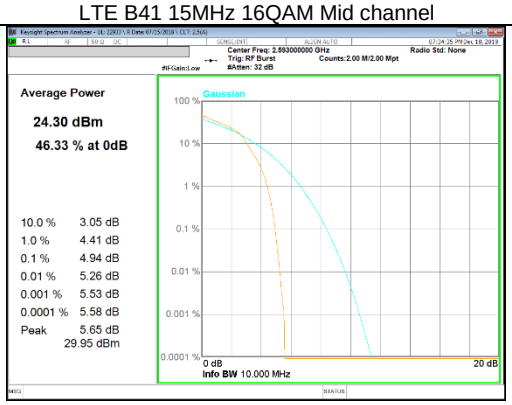 LTE B41 10MHz 16QAM Mid channel
LTE Band 41 5 MHz	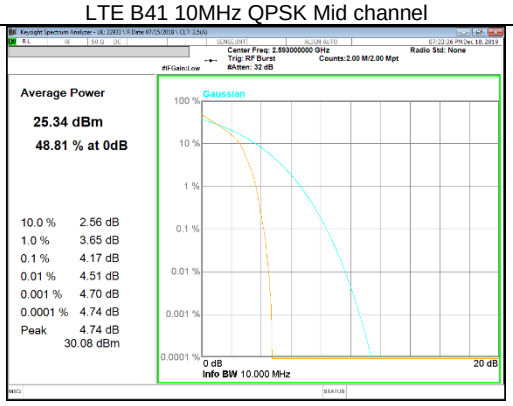 LTE B41 5MHz QPSK Mid channel	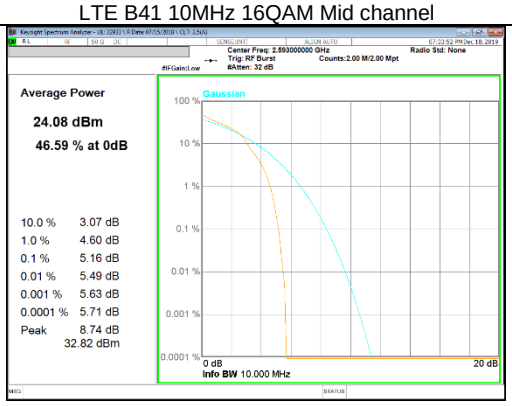 LTE B41 5MHz 16QAM Mid channel

UL Korea, Ltd. Suwon Laboratory FORM ID: FCC_22/24/27(03)
218 Maeyeong-ro, Yeongtong-gu, Suwon-si, Gyeonggi-do, 16675, Korea TEL: (031) 337-9902 FAX: (031) 213-5433
UL Korea, Ltd. Confidential
This report shall not be reproduced except in full, without the written approval of UL Korea, Ltd.

LTE Band 66

LTE Band 66 20 MHz	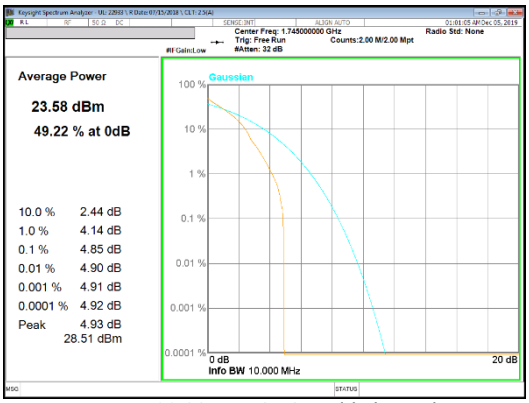 LTE B66 20MHz QPSK Mid channel	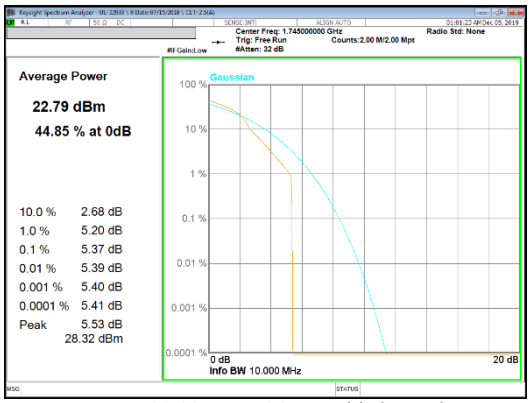 LTE B66 20MHz 16QAM Mid channel
LTE Band 66 15 MHz	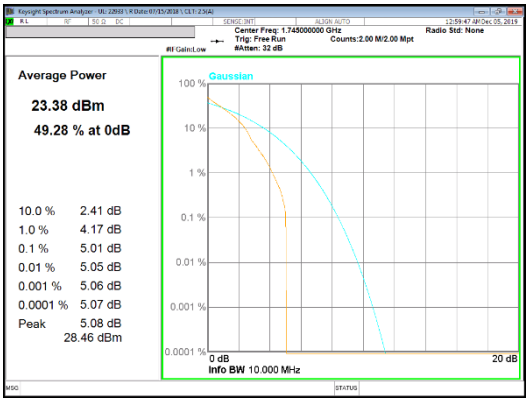 LTE B66 15MHz QPSK Mid channel	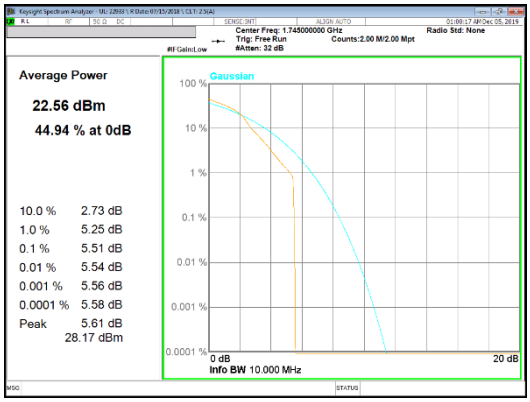 LTE B66 15MHz 16QAM Mid channel
LTE Band 66 10 MHz	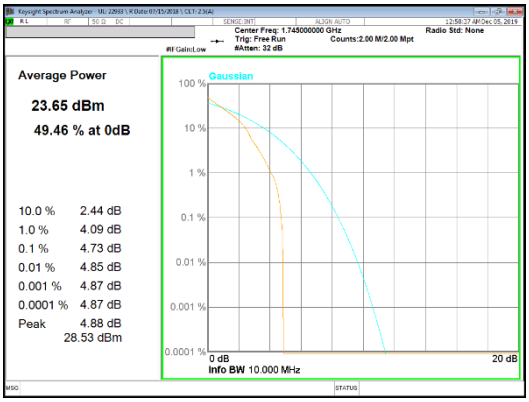 LTE B66 10MHz QPSK Mid channel	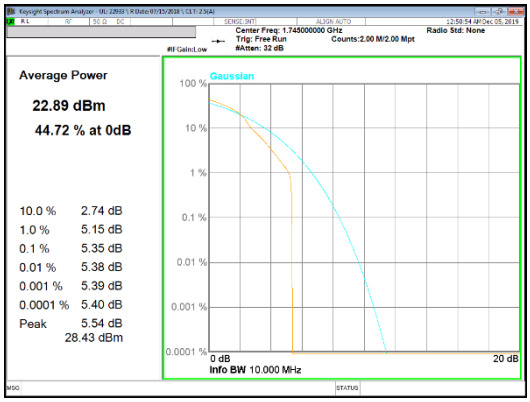 LTE B66 10MHz 16QAM Mid channel

UL Korea, Ltd. Suwon Laboratory FORM ID: FCC_22/24/27(03)
218 Maeyeong-ro, Yeongtong-gu, Suwon-si, Gyeonggi-do, 16675, Korea TEL: (031) 337-9902 FAX: (031) 213-5433
UL Korea, Ltd. Confidential
This report shall not be reproduced except in full, without the written approval of UL Korea, Ltd.

LTE Band 66 5 MHz	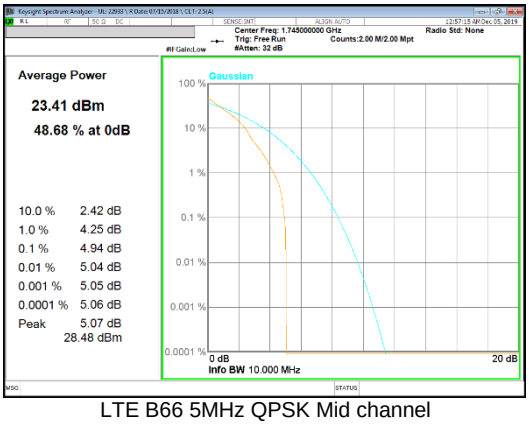 LTE B66 5MHz QPSK Mid channel	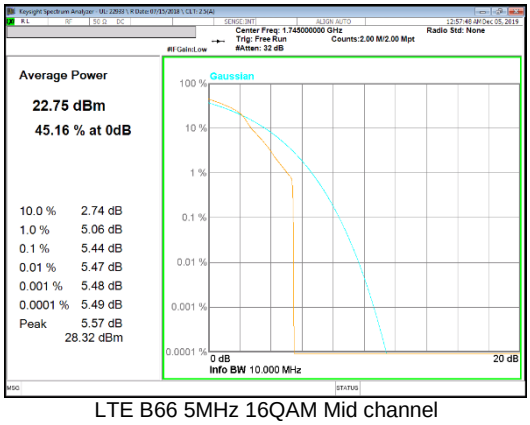 LTE B66 5MHz 16QAM Mid channel
LTE Band 66 3 MHz	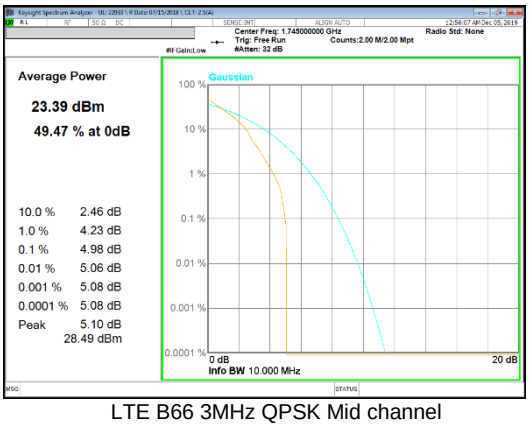 LTE B66 3MHz QPSK Mid channel	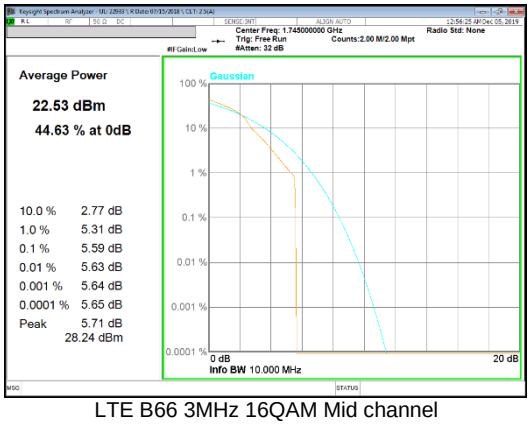 LTE B66 3MHz 16QAM Mid channel
LTE Band 66 1.4 MHz	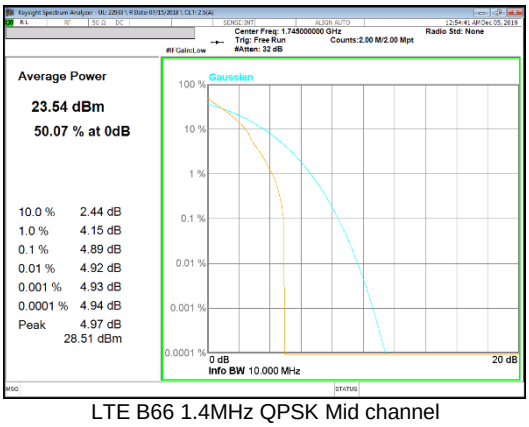 LTE B66 1.4MHz QPSK Mid channel	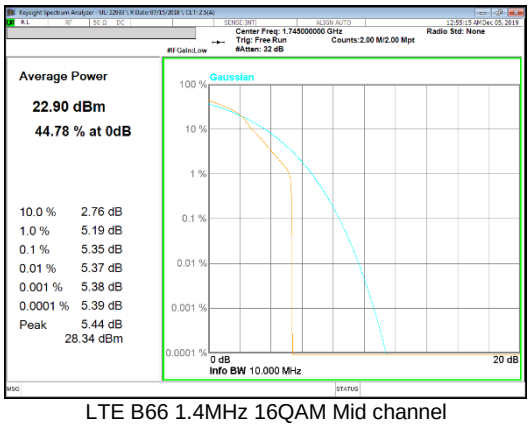 LTE B66 1.4MHz 16QAM Mid channel

UL Korea, Ltd. Suwon Laboratory FORM ID: FCC_22/24/27(03)
218 Maeyeong-ro, Yeongtong-gu, Suwon-si, Gyeonggi-do, 16675, Korea TEL: (031) 337-9902 FAX: (031) 213-5433
UL Korea, Ltd. Confidential
This report shall not be reproduced except in full, without the written approval of UL Korea, Ltd.

LTE Band 2

LTE Band 2(Frequency range: 1850-1910 MHz) is covered by LTE Band 25 (Frequency range: 1850-1915 MHz) due to overlapping frequency range, same maximum tune-up limit and same channel bandwidth.

LTE Band 4

LTE Band 4 (Frequency range: 1710-1755 MHz) is covered by LTE Band 66 (Frequency range: 1710-1780 MHz) due to overlapping frequency range, same maximum tune-up limit and same channel bandwidth.

LTE Band 5

LTE Band 5 (Frequency range: 824-849 MHz) is covered by LTE Band 26 (Frequency range: 814-849 MHz) due to overlapping frequency range, same maximum tune-up limit and same channel bandwidth.

LTE Band 17

LTE Band 17 (Frequency range: 704-716 MHz) is covered by LTE Band 12 (Frequency range: 699-716 MHz) due to overlapping frequency range, same maximum tune-up limit and same channel bandwidth.

LTE Band41(PC3)

LTE Band 41(PC3, Frequency range : 2496-2690 MHz) is covered by LTE Band 41(PC2) (Frequency range: 2496-2690 MHz) due to same frequency range, same channel bandwidth and maximum tune-up limit is higher than LTE Band41(PC3).

UL Korea, Ltd. Suwon Laboratory FORM ID: FCC_22/24/27(03)
218 Maeyeong-ro, Yeongtong-gu, Suwon-si, Gyeonggi-do, 16675, Korea TEL: (031) 337-9902 FAX: (031) 213-5433
UL Korea, Ltd. Confidential
This report shall not be reproduced except in full, without the written approval of UL Korea, Ltd.

9. LIMITS AND CONDUCTED RESULTS

9.1. OCCUPIED BANDWIDTH

RULE PART(S)

FCC: §2.1049

LIMITS

For reporting purposes only

TEST PROCEDURE

The transmitter output was connected to a calibrated coaxial cable and coupler, the other end of which was connected to a spectrum analyzer. The occupied bandwidth was measured with the spectrum analyzer at the low, middle and high channel in each band. The -26dB bandwidth was also measured and recorded.

(KDB 971168 D01 Power Meas License Digital Systems v03r01)

RESULTS

See the following pages.

UL Korea, Ltd. Suwon Laboratory FORM ID: FCC_22/24/27(03)
218 Maeyeong-ro, Yeongtong-gu, Suwon-si, Gyeonggi-do, 16675, Korea TEL: (031) 337-9902 FAX: (031) 213-5433
UL Korea, Ltd. Confidential
This report shall not be reproduced except in full, without the written approval of UL Korea, Ltd.

9.1.1. OCCUPIED BANDWIDTH RESULTS

GSM 850

GSM 850	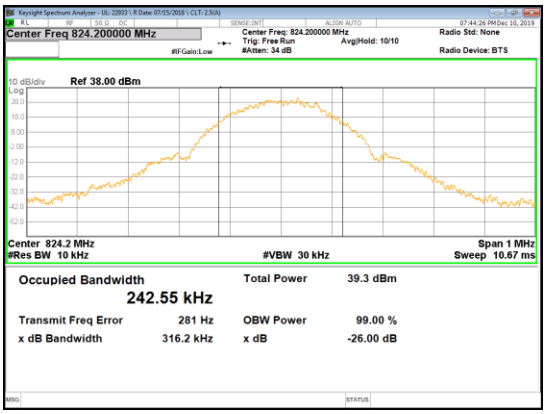 GSM850 GPRS Low channel	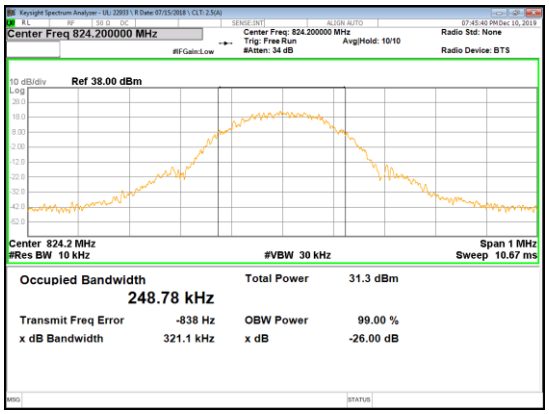 GSM850 EGPRS Low channel
	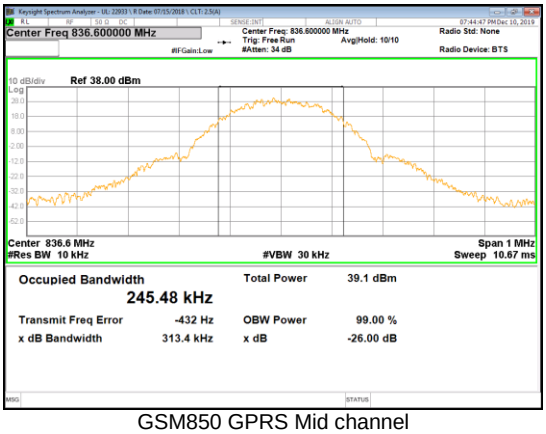 GSM850 GPRS Mid channel	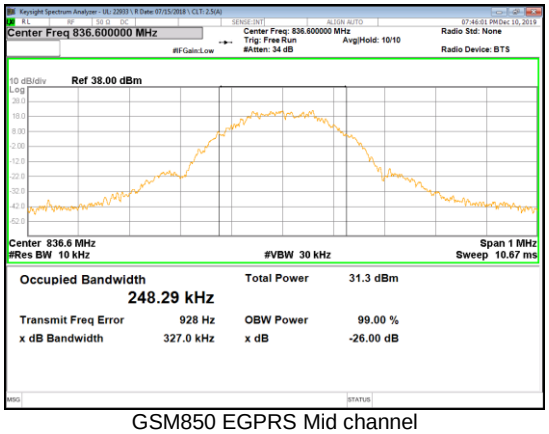 GSM850 EGPRS Mid channel
	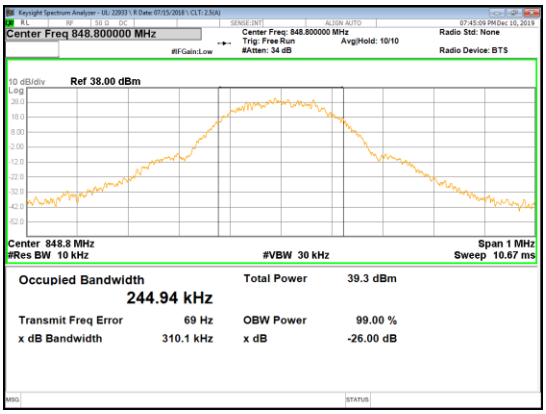 GSM850 GPRS High channel	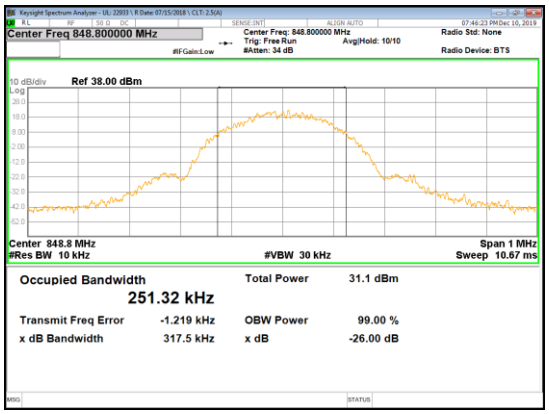 GSM850 EGPRS High channel

UL Korea, Ltd. Suwon Laboratory FORM ID: FCC_22/24/27(03)
218 Maeyeong-ro, Yeongtong-gu, Suwon-si, Gyeonggi-do, 16675, Korea TEL: (031) 337-9902 FAX: (031) 213-5433
UL Korea, Ltd. Confidential
This report shall not be reproduced except in full, without the written approval of UL Korea, Ltd.

GSM 1900

GSM 1900	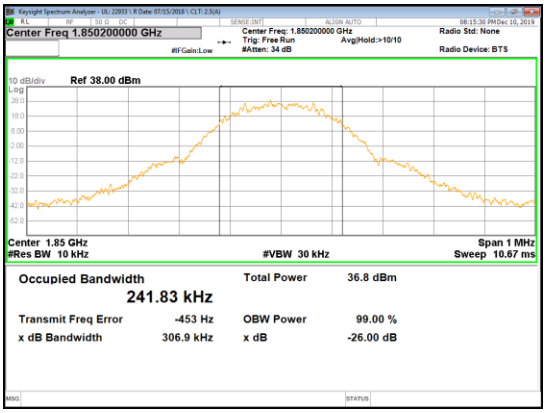 GSM1900 GPRS Low channel	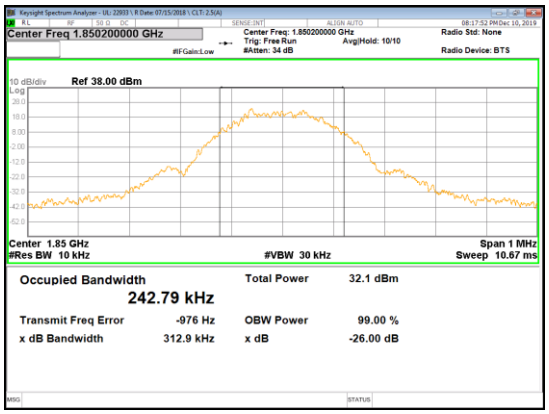 GSM1900 EGPRS Low channel
	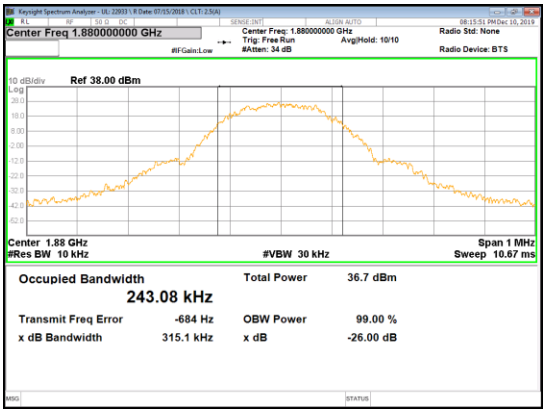 GSM1900 GPRS Mid channel	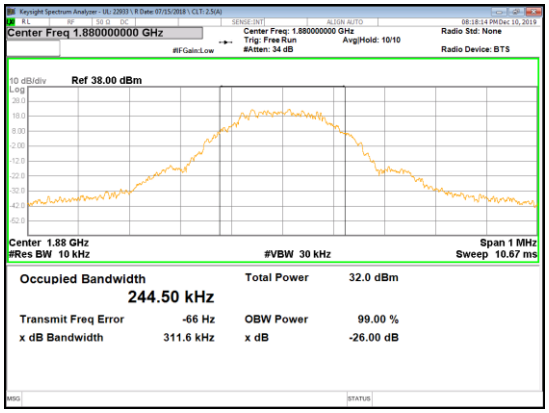 GSM1900 EGPRS Mid channel
	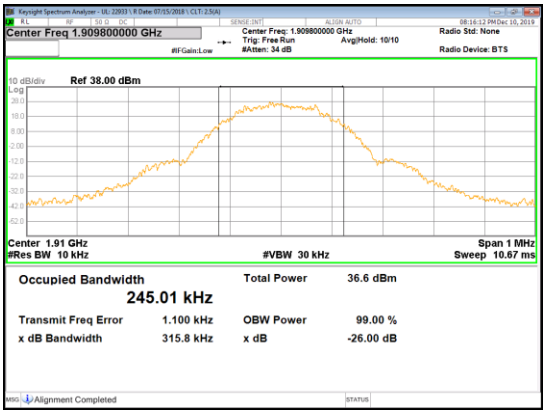 GSM1900 GPRS High channel	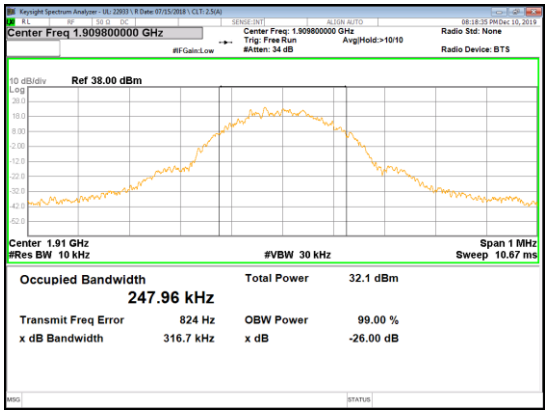 GSM1900 EGPRS High channel

UL Korea, Ltd. Suwon Laboratory FORM ID: FCC_22/24/27(03)
218 Maeyeong-ro, Yeongtong-gu, Suwon-si, Gyeonggi-do, 16675, Korea TEL: (031) 337-9902 FAX: (031) 213-5433
UL Korea, Ltd. Confidential
This report shall not be reproduced except in full, without the written approval of UL Korea, Ltd.

WCDMA Band 5

Band 5

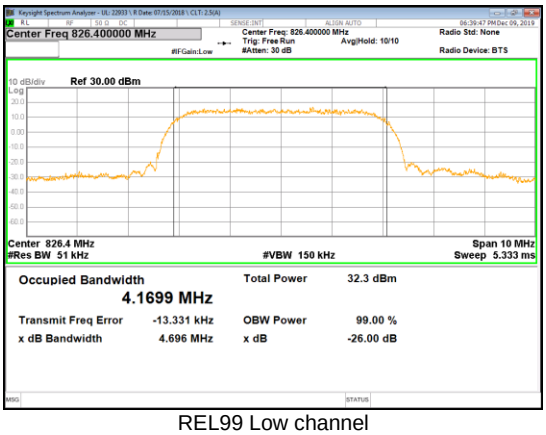

REL99 Low channel

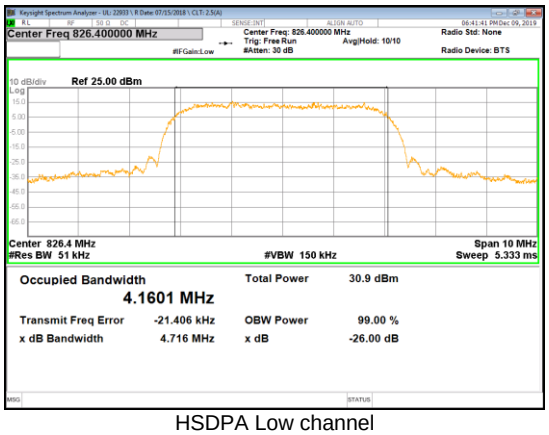

HSDPA Low channel

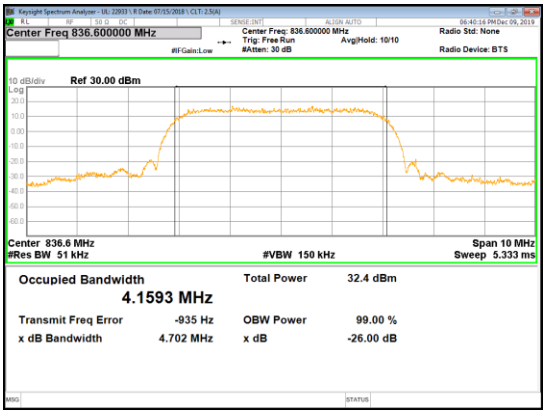

REL99 Mid channel

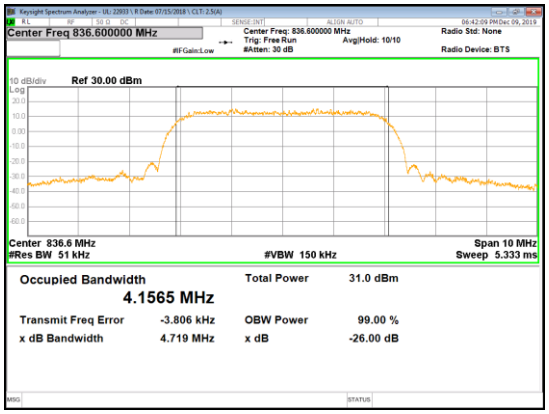

HSDPA Mid channel

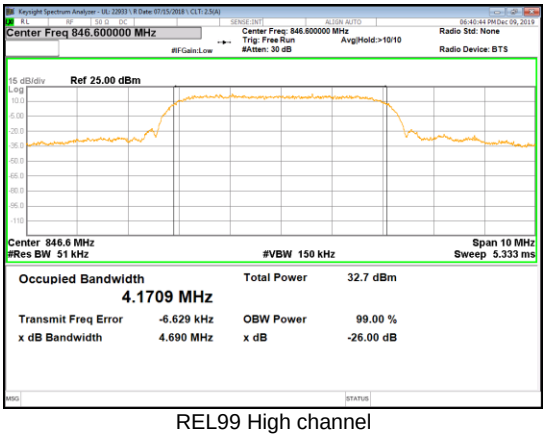

REL99 High channel

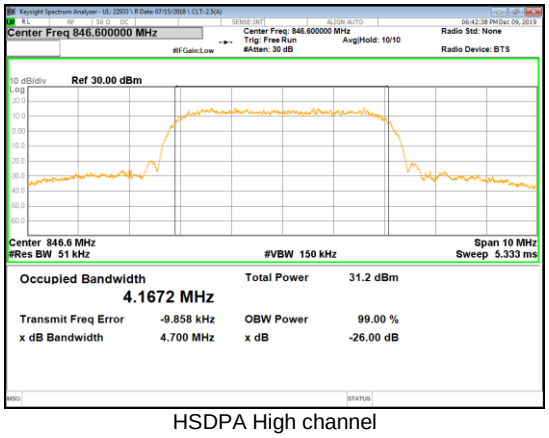

HSDPA High channel

UL Korea, Ltd. Suwon Laboratory FORM ID: FCC_22/24/27(03)
218 Maeyeong-ro, Yeongtong-gu, Suwon-si, Gyeonggi-do, 16675, Korea TEL: (031) 337-9902 FAX: (031) 213-5433
UL Korea, Ltd. Confidential
This report shall not be reproduced except in full, without the written approval of UL Korea, Ltd.

WCDMA Band 4

Band 4	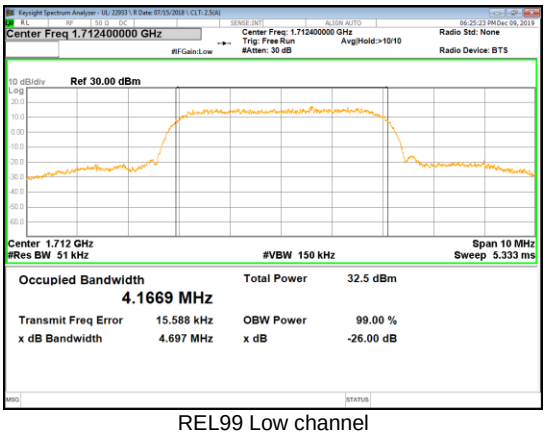 REL99 Low channel	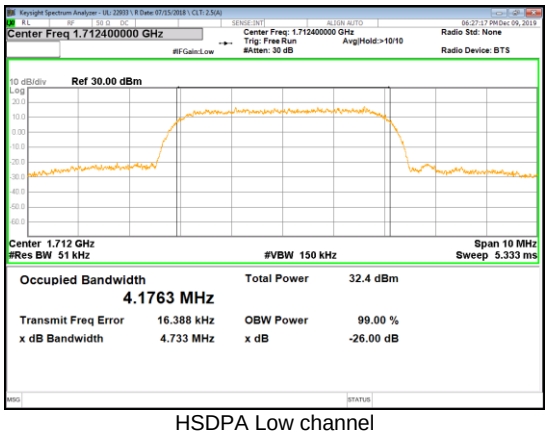 HSDPA Low channel
	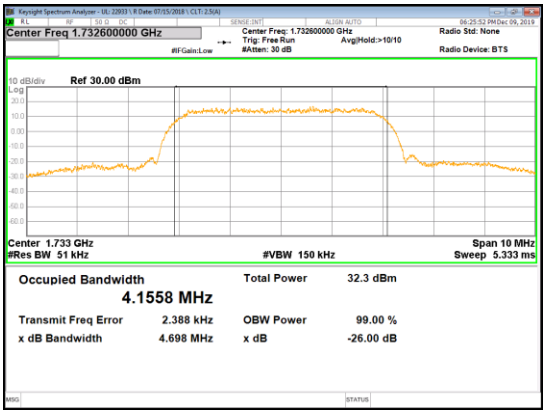 REL99 Mid channel	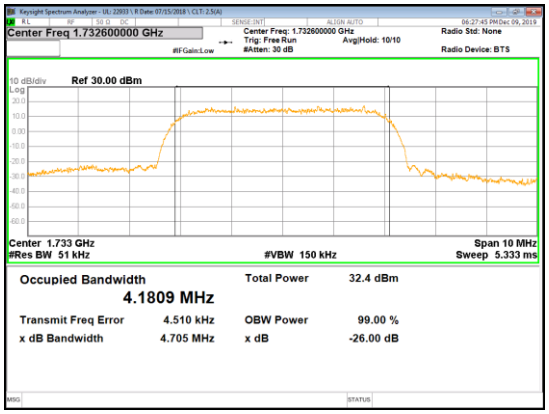 HSDPA Mid channel
	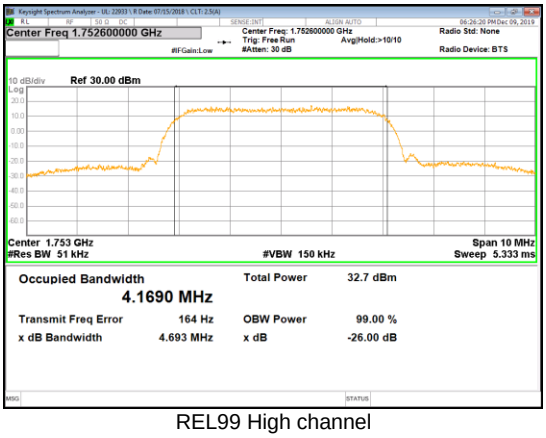 REL99 High channel	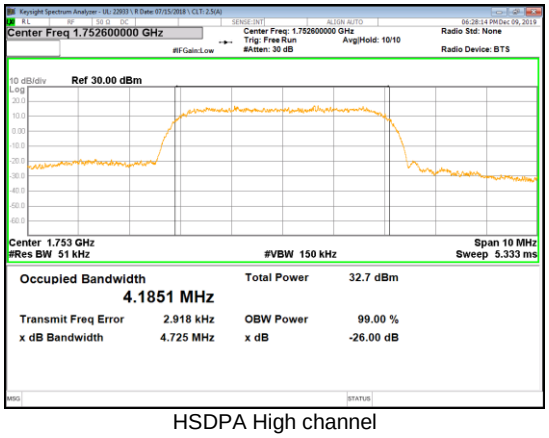 HSDPA High channel

UL Korea, Ltd. Suwon Laboratory FORM ID: FCC_22/24/27(03)
218 Maeyeong-ro, Yeongtong-gu, Suwon-si, Gyeonggi-do, 16675, Korea TEL: (031) 337-9902 FAX: (031) 213-5433
UL Korea, Ltd. Confidential
This report shall not be reproduced except in full, without the written approval of UL Korea, Ltd.

WCDMA Band 2

Band 2	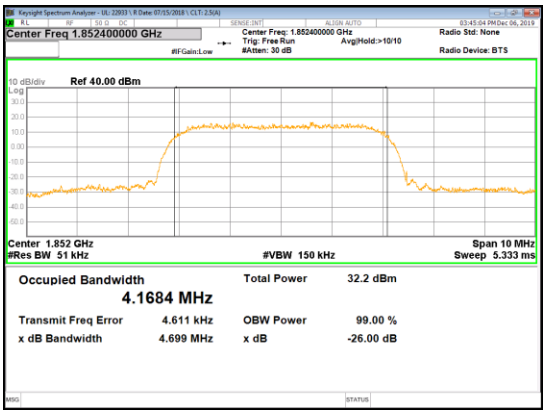 REL99 Low channel	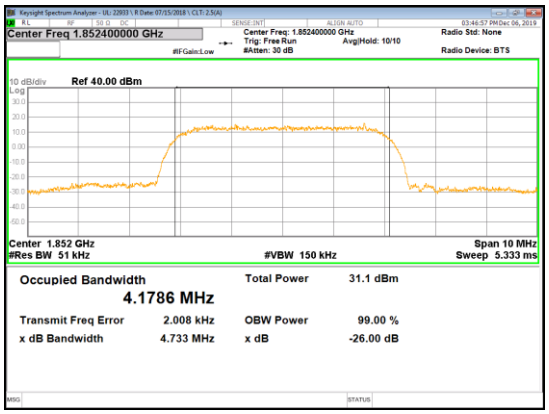 HSDPA Low channel
	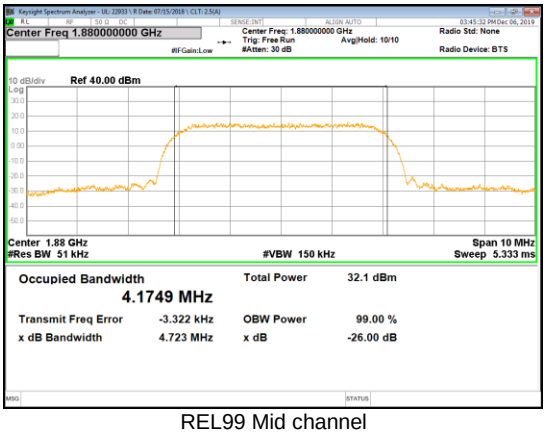 REL99 Mid channel	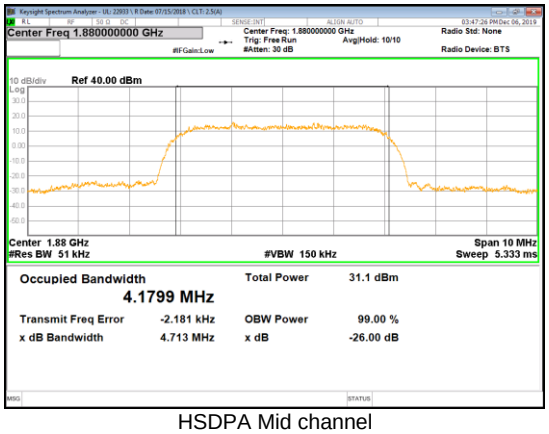 HSDPA Mid channel
	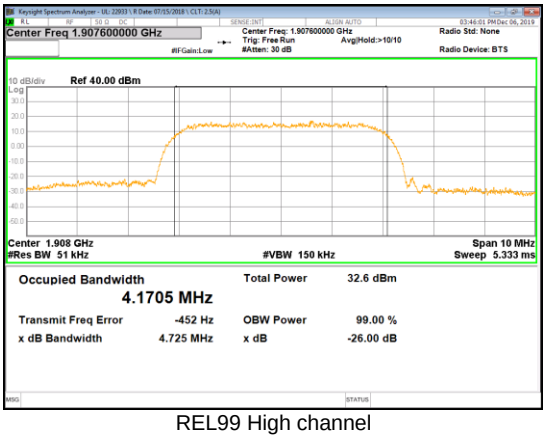 REL99 High channel	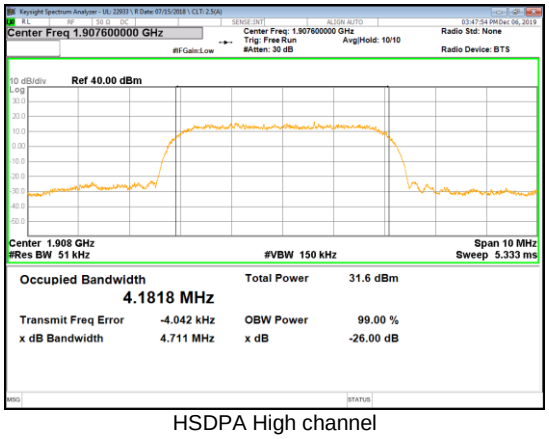 HSDPA High channel

UL Korea, Ltd. Confidential
This report shall not be reproduced except in full, without the written approval of UL Korea, Ltd.

LTE Band 12

Band 12 10MHz	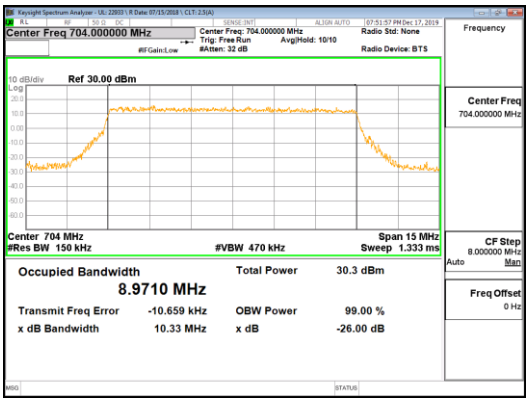 10MHz QPSK Low channel	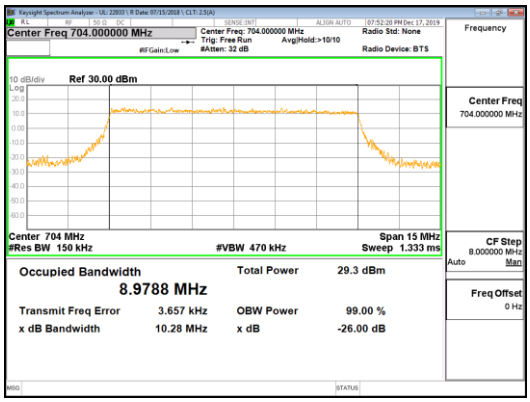 10MHz 16QAM Low channel
	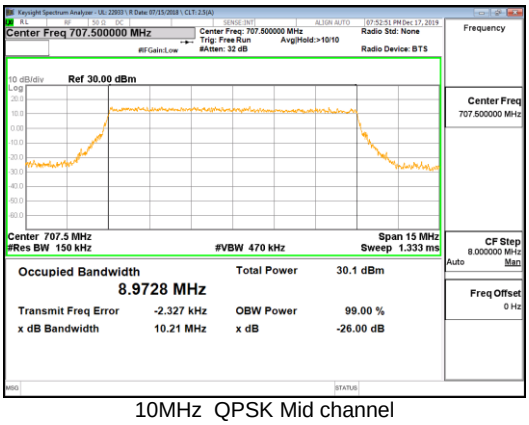 10MHz QPSK Mid channel	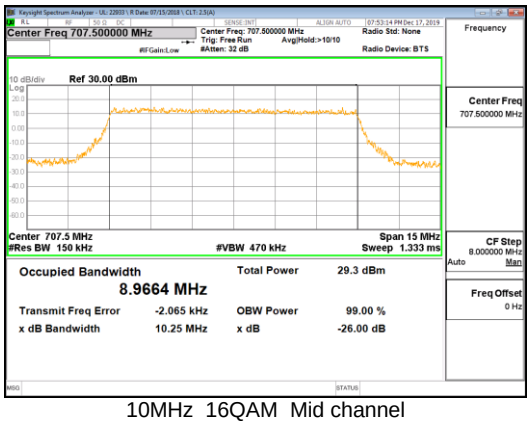 10MHz 16QAM Mid channel
	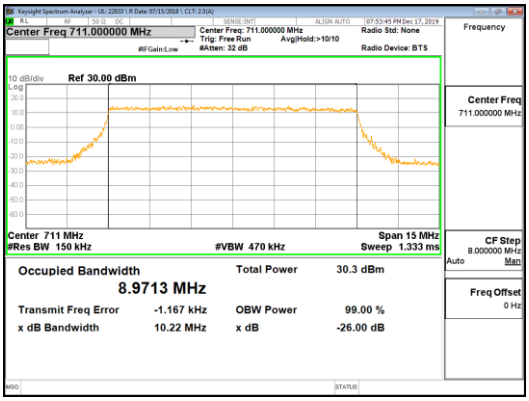 10MHz QPSK High channel	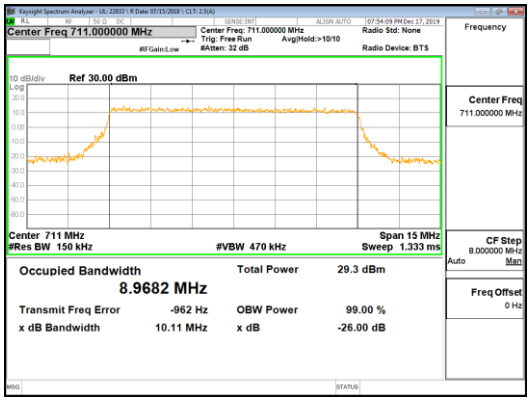 10MHz 16QAM High channel

UL Korea, Ltd. Suwon Laboratory FORM ID: FCC_22/24/27(03)
218 Maeyeong-ro, Yeongtong-gu, Suwon-si, Gyeonggi-do, 16675, Korea TEL: (031) 337-9902 FAX: (031) 213-5433
UL Korea, Ltd. Confidential
This report shall not be reproduced except in full, without the written approval of UL Korea, Ltd.