Band	**UNII-2C**
Mode	**HE40**
Frequency	**5670 MHz**
Ant	**1**

0RU

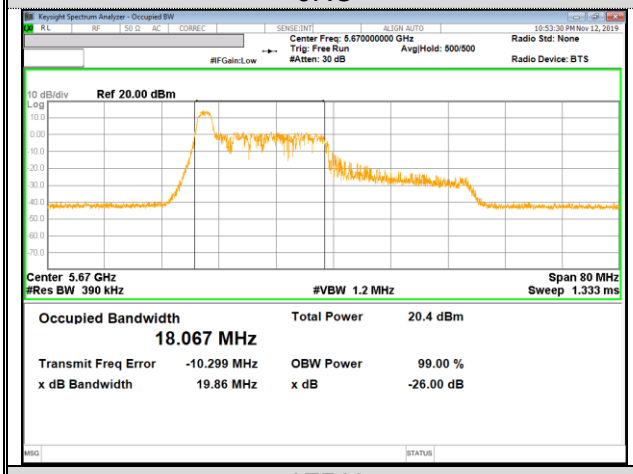

9RU

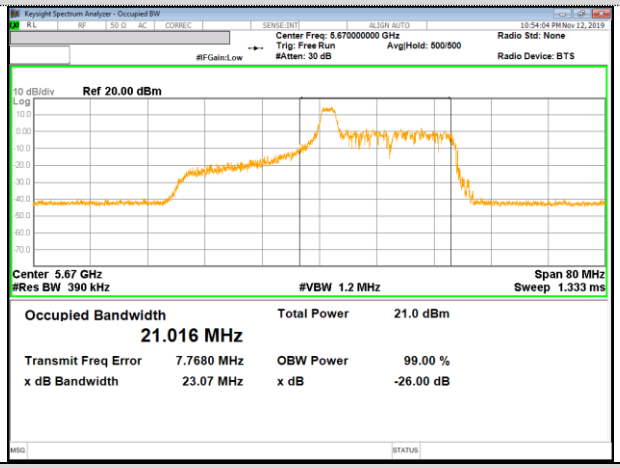

17RU

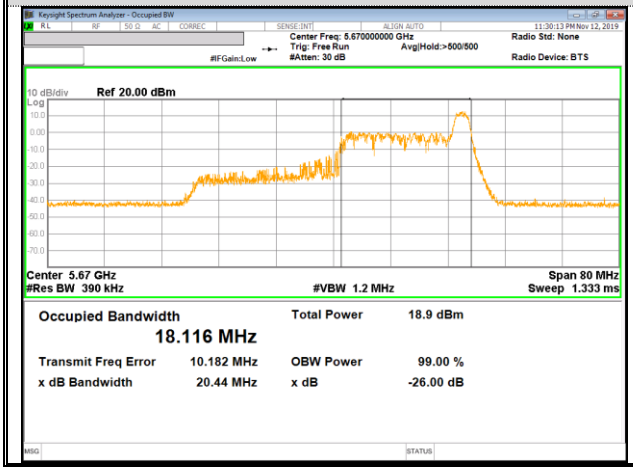

SU

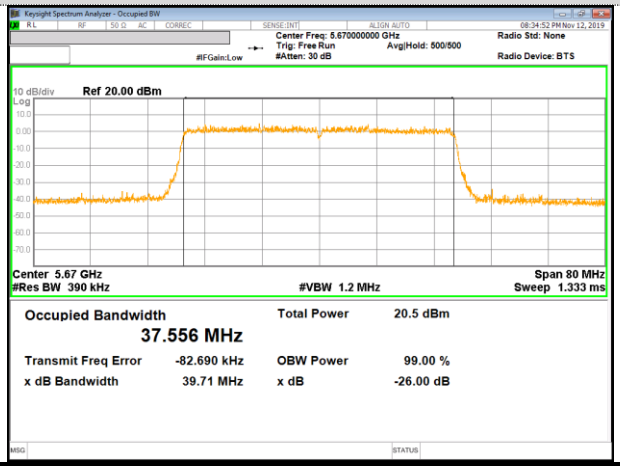

UL Korea, Ltd. Confidential
This report shall not be reproduced except in full, without the written approval of UL Korea, Ltd.

Band	**UNII-2C**
Mode	**HE80**
Frequency	**5530 MHz**
Ant	**1**

0RU

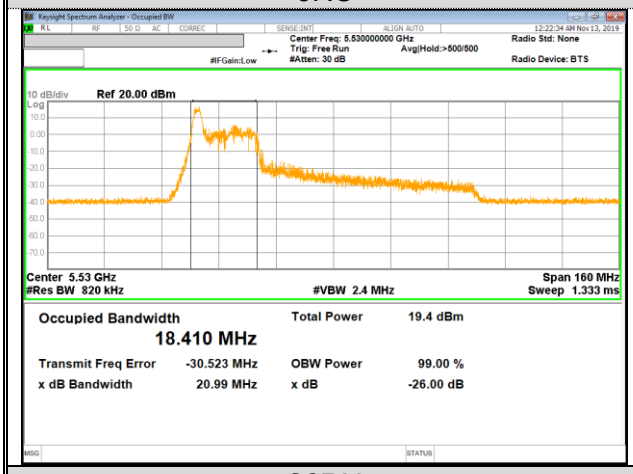

18RU

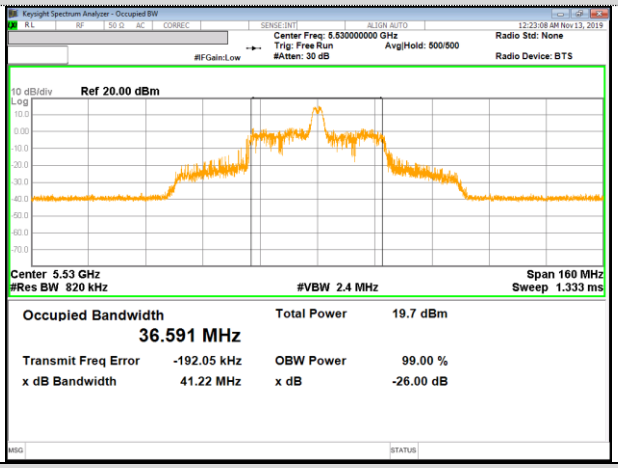

36RU

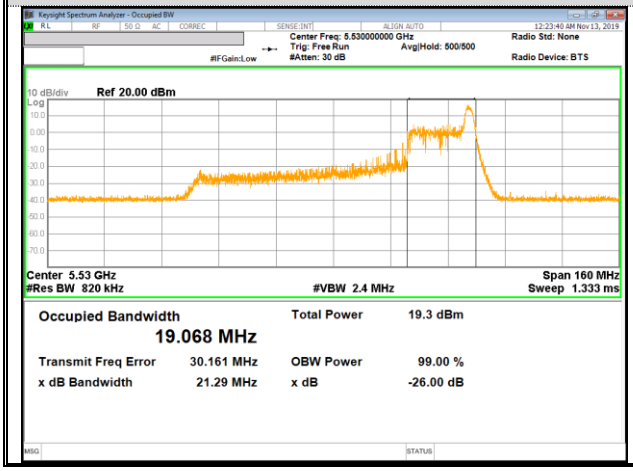

SU

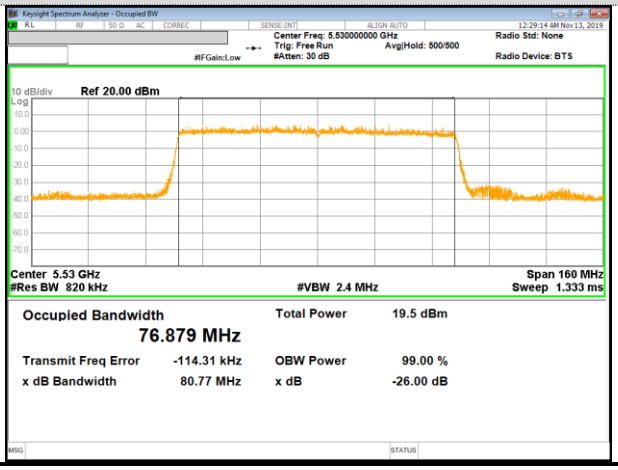

UL Korea, Ltd. Confidential
This report shall not be reproduced except in full, without the written approval of UL Korea, Ltd.

Band	**UNII-2C**
Mode	**HE80**
Frequency	**5610 MHz**
Ant	**1**

0RU

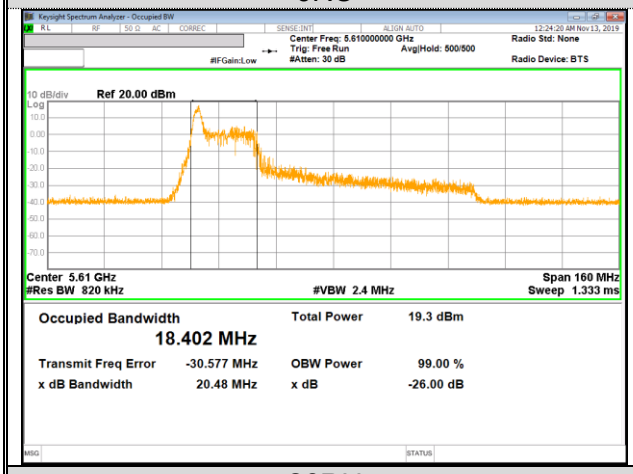

18RU

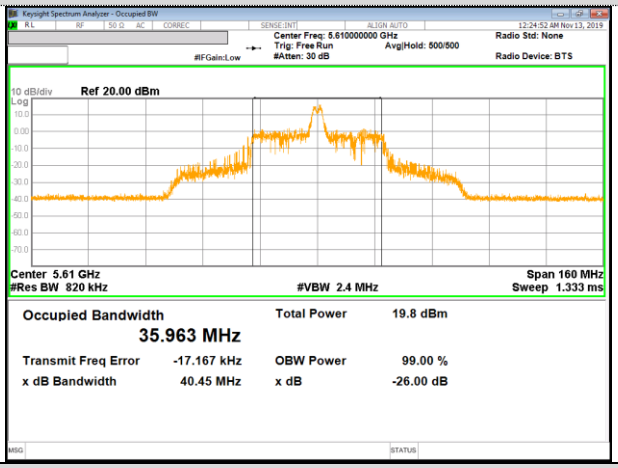

36RU

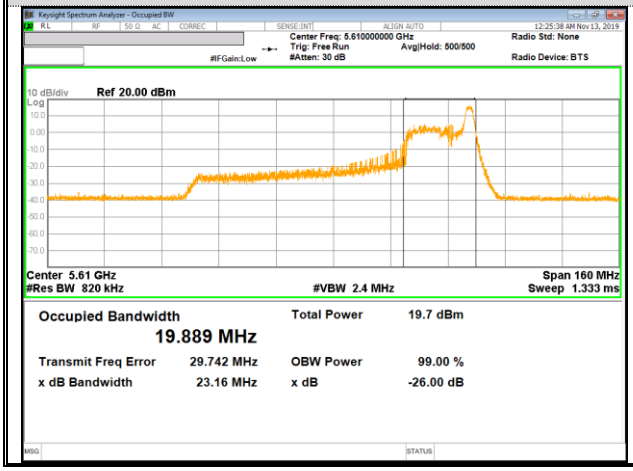

SU

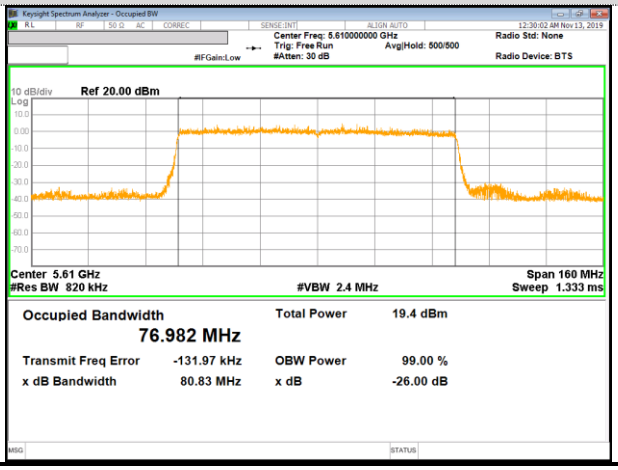

UL Korea, Ltd. Confidential
This report shall not be reproduced except in full, without the written approval of UL Korea, Ltd.

Band	**UNII-2C**
Mode	**HE20**
Frequency	**5500 MHz**
Ant	**2**

0RU

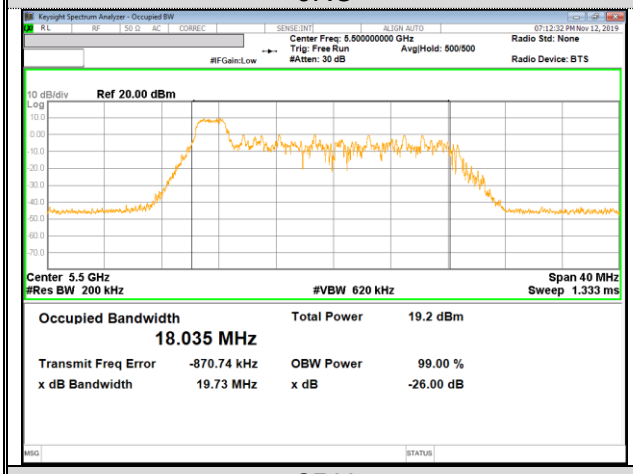

4RU

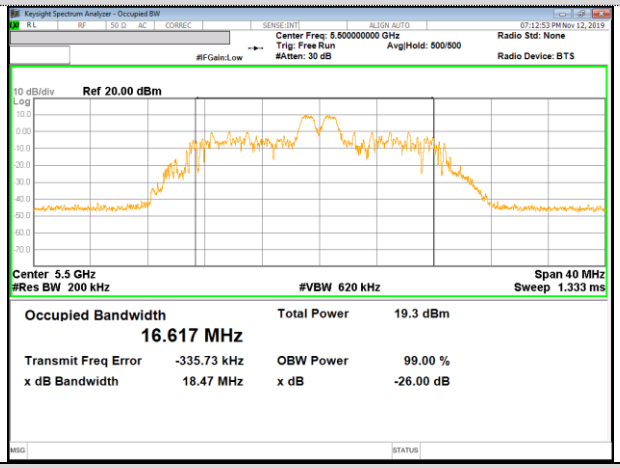

8RU

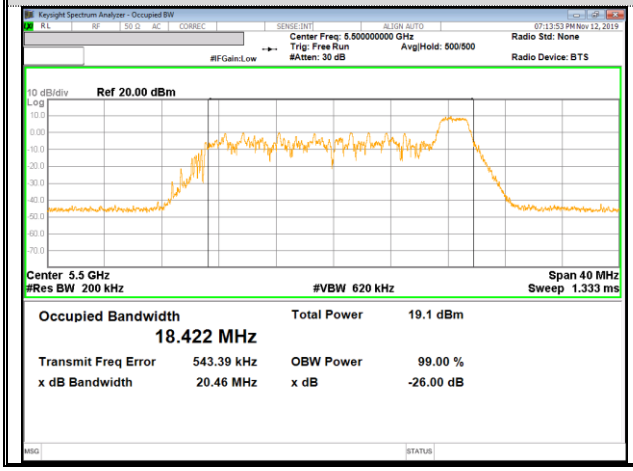

SU

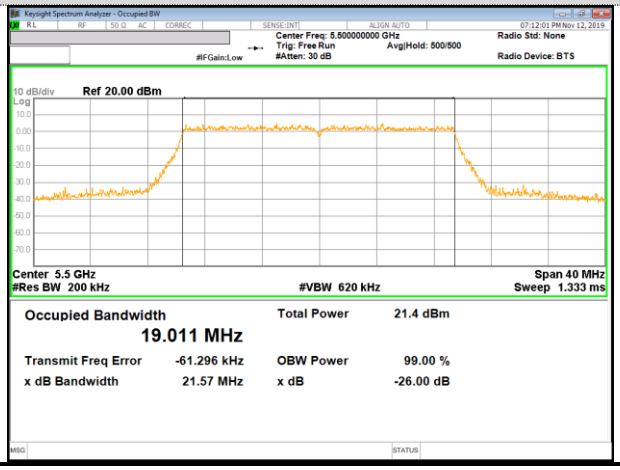

UL Korea, Ltd. Confidential
This report shall not be reproduced except in full, without the written approval of UL Korea, Ltd.

Band	**UNII-2C**
Mode	**HE20**
Frequency	**5580 MHz**
Ant	**2**

0RU

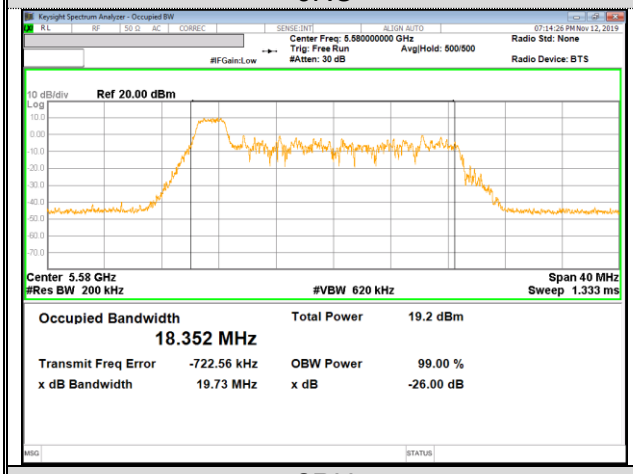

4RU

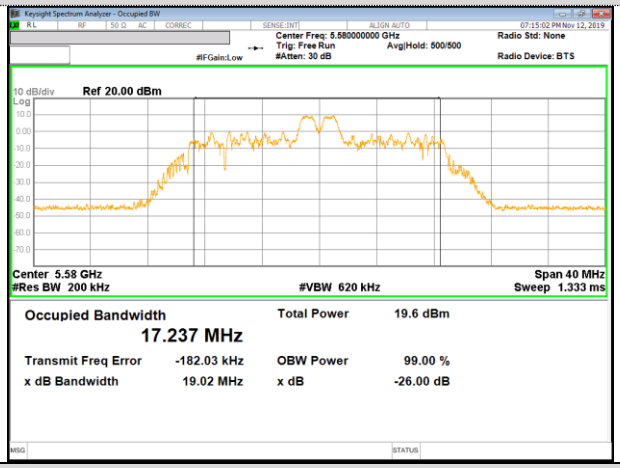

8RU

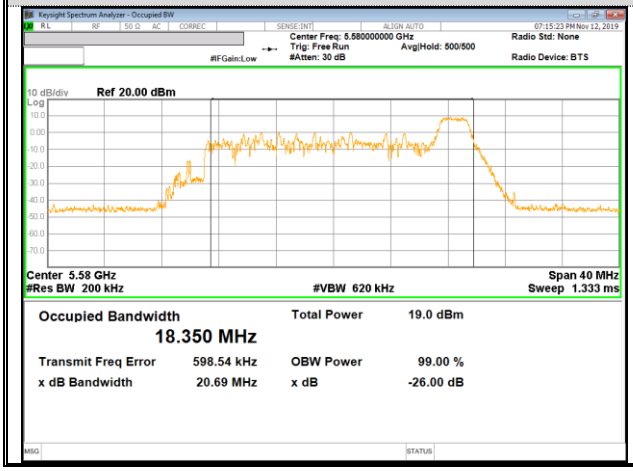

SU

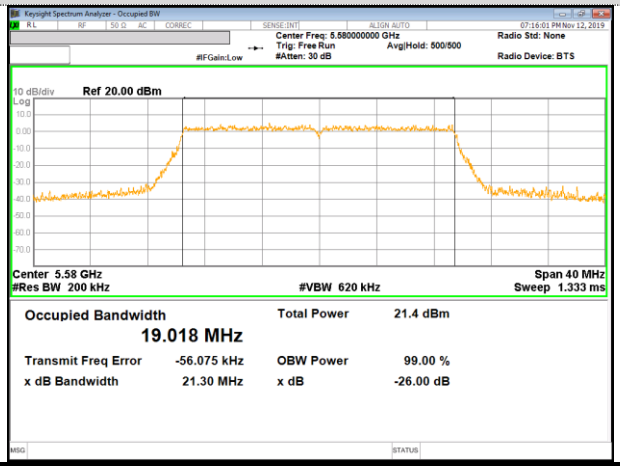

UL Korea, Ltd. Confidential
This report shall not be reproduced except in full, without the written approval of UL Korea, Ltd.

Band	**UNII-2C**
Mode	**HE20**
Frequency	**5700 MHz**
Ant	**2**

0RU

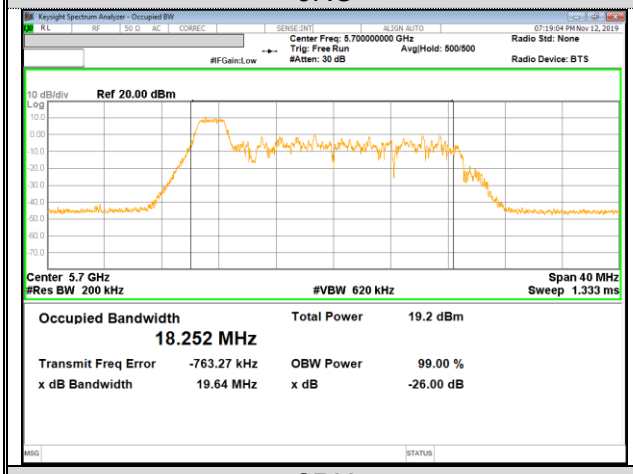

4RU

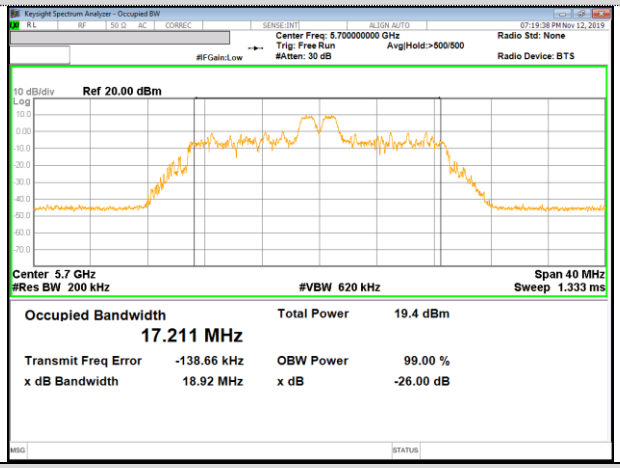

8RU

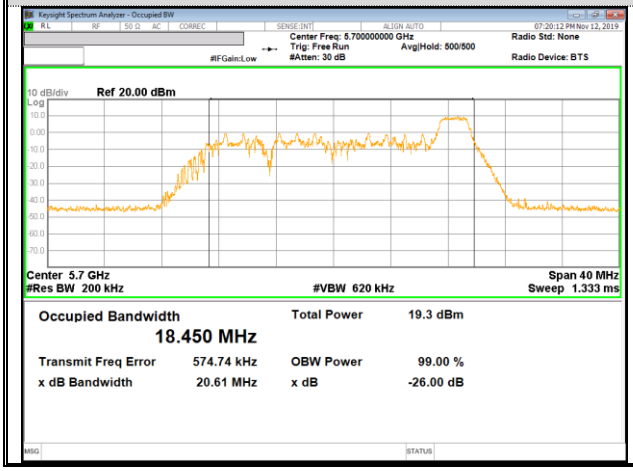

SU

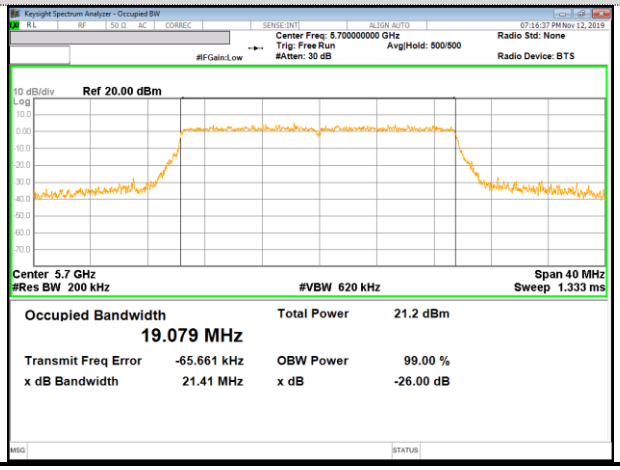

UL Korea, Ltd. Confidential
This report shall not be reproduced except in full, without the written approval of UL Korea, Ltd.

Band	**UNII-2C**
Mode	**HE40**
Frequency	**5510 MHz**
Ant	**2**

0RU

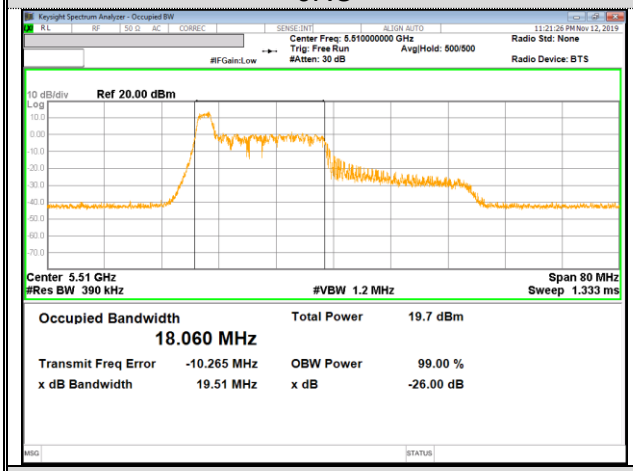

9RU

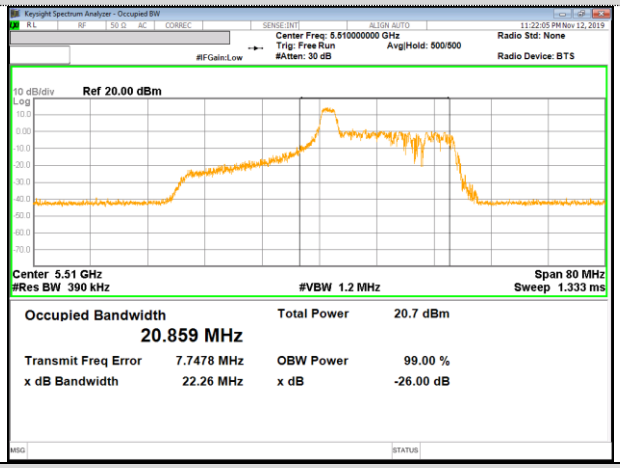

17RU

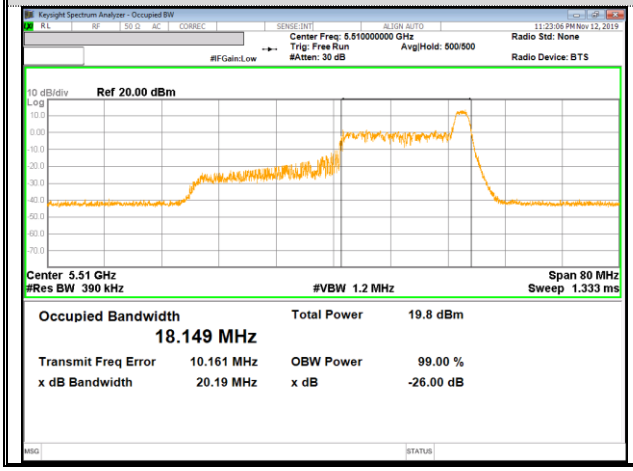

SU

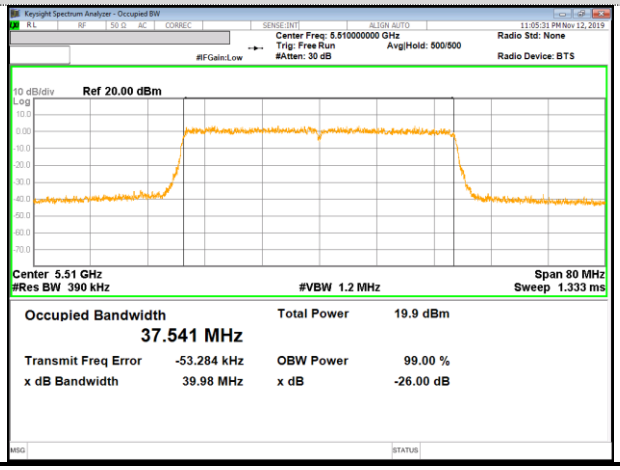

UL Korea, Ltd. Confidential
This report shall not be reproduced except in full, without the written approval of UL Korea, Ltd.

Band	**UNII-2C**
Mode	**HE40**
Frequency	**5590 MHz**
Ant	**2**

0RU

9RU

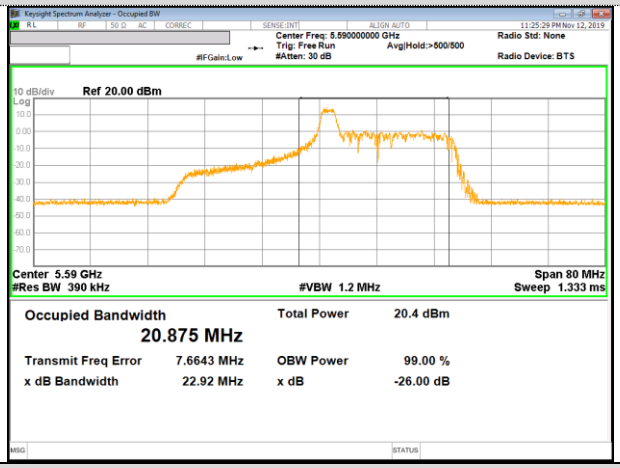

17RU

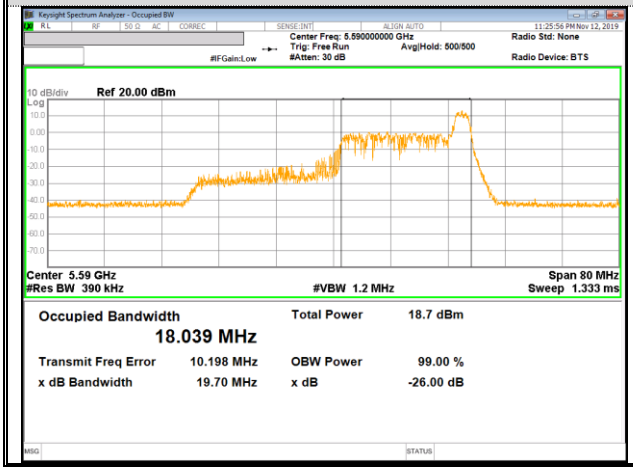

SU

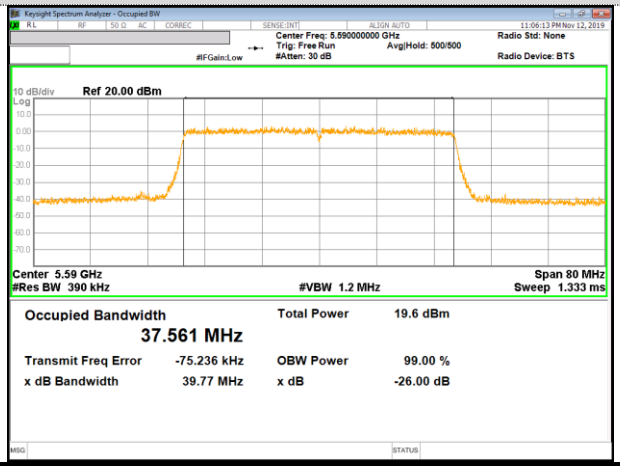

UL Korea, Ltd. Confidential
This report shall not be reproduced except in full, without the written approval of UL Korea, Ltd.

Band	**UNII-2C**
Mode	**HE40**
Frequency	**5670 MHz**
Ant	**2**

0RU

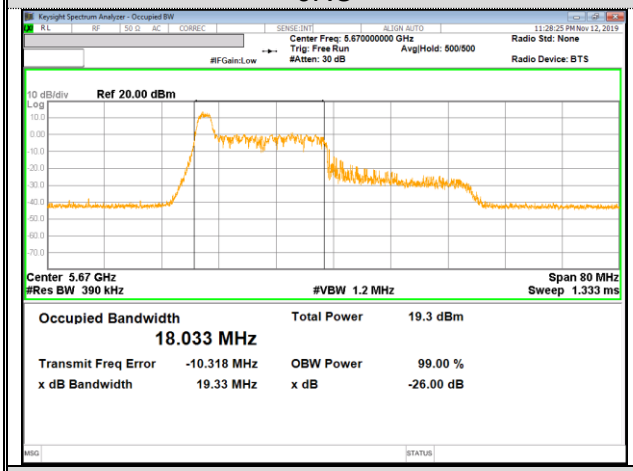

9RU

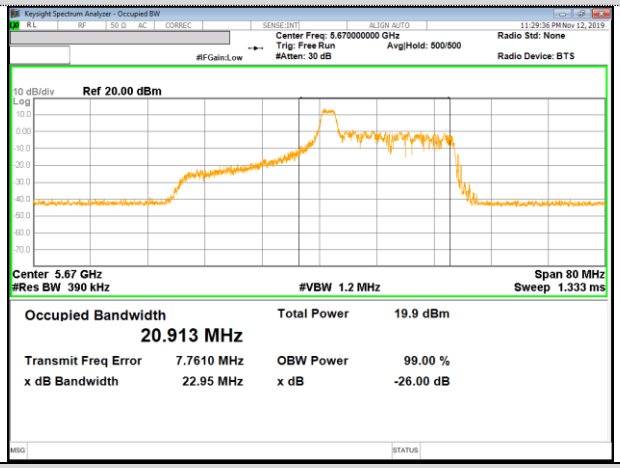

17RU

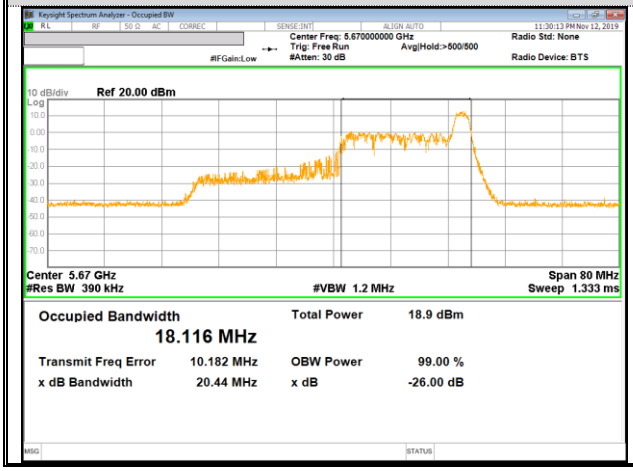

SU

UL Korea, Ltd. Confidential
This report shall not be reproduced except in full, without the written approval of UL Korea, Ltd.

Band	**UNII-2C**
Mode	**HE80**
Frequency	**5530 MHz**
Ant	**2**

0RU

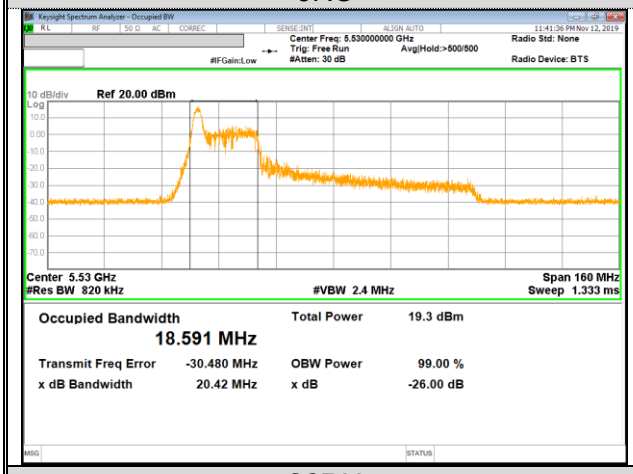

18RU

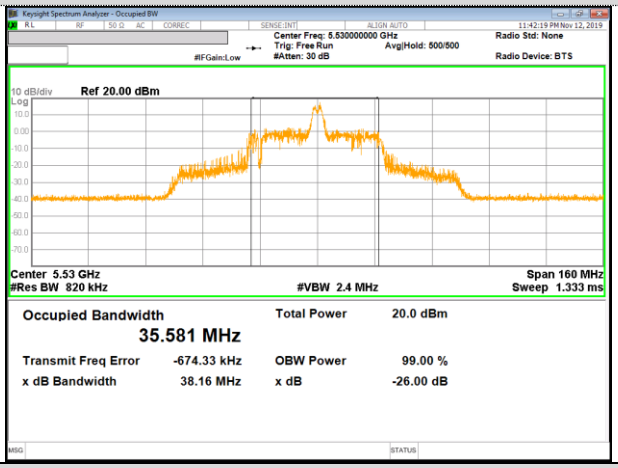

36RU

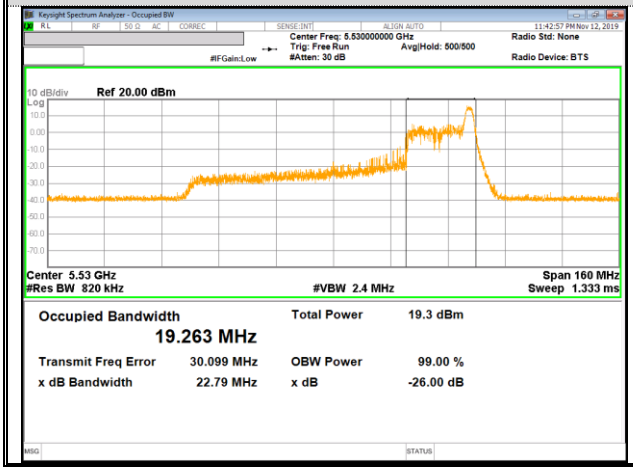

SU

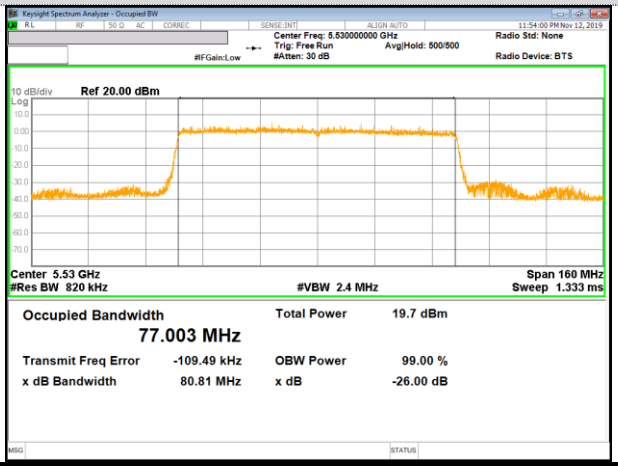

UL Korea, Ltd. Confidential
This report shall not be reproduced except in full, without the written approval of UL Korea, Ltd.

Band	**UNII-2C**
Mode	**HE80**
Frequency	**5610 MHz**
Ant	**2**

0RU

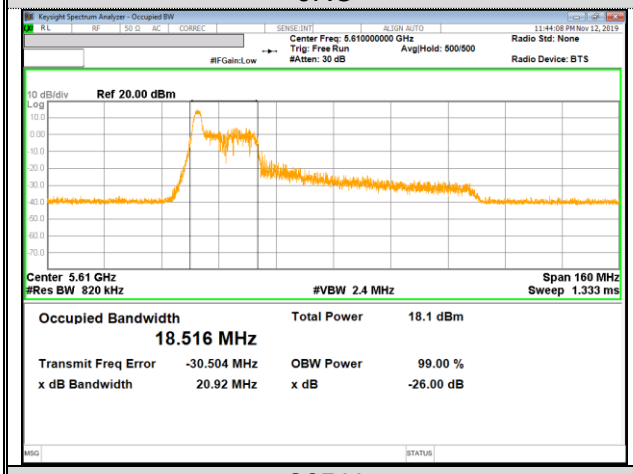

18RU

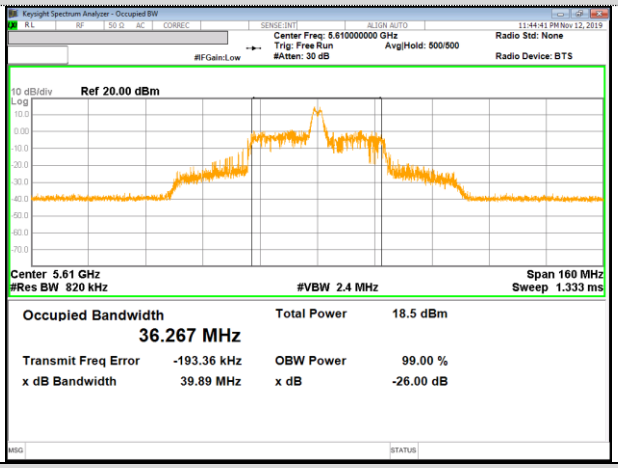

36RU

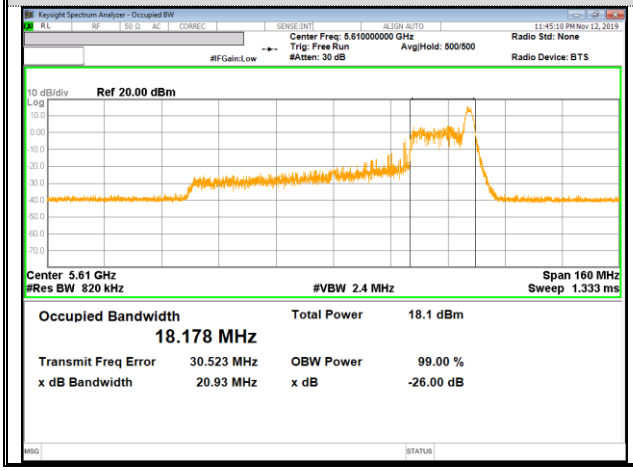

SU

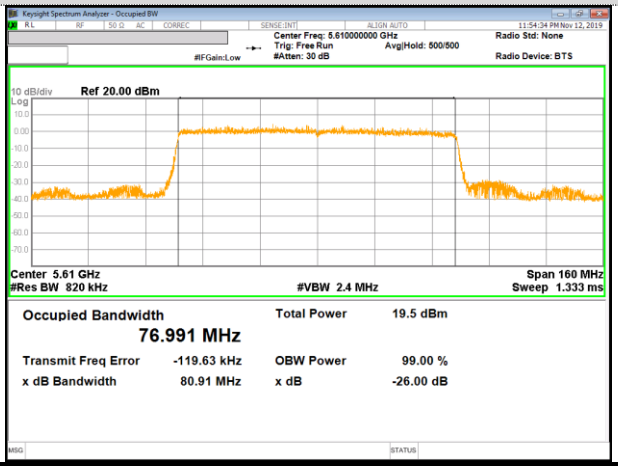

UL Korea, Ltd. Confidential
This report shall not be reproduced except in full, without the written approval of UL Korea, Ltd.

9.2.8. TEST PLOT_802.11ax STRADDLE CHANNEL

Band	UNII-2C & 3 (Straddle)
Mode	HE20
Frequency	5720 MHz

ANT1	ANT2
6RU	6RU
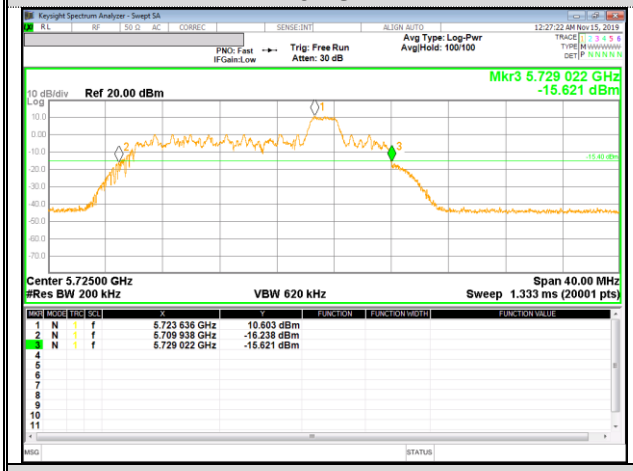	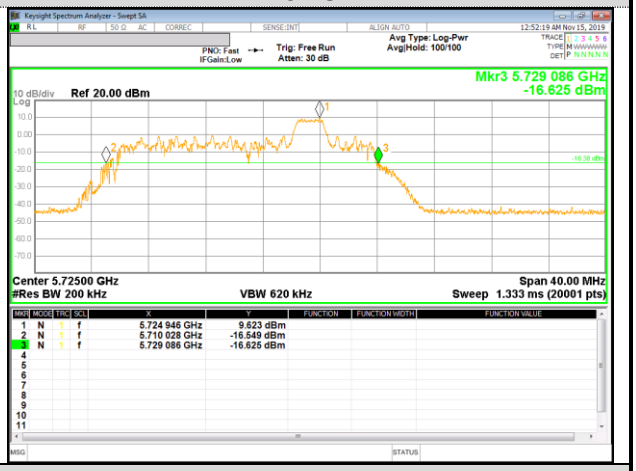
SU	SU
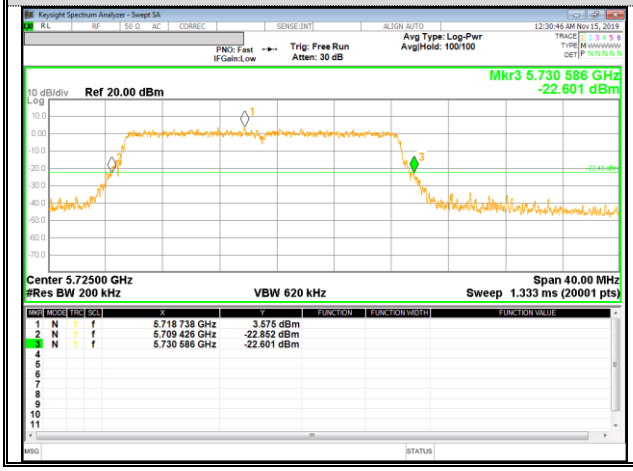	

UL Korea, Ltd. Confidential
This report shall not be reproduced except in full, without the written approval of UL Korea, Ltd.

Band	UNII-2C & 3 (Straddle)
Mode	HE40
Frequency	5710 MHz
ANT1	**ANT2**
6RU	6RU
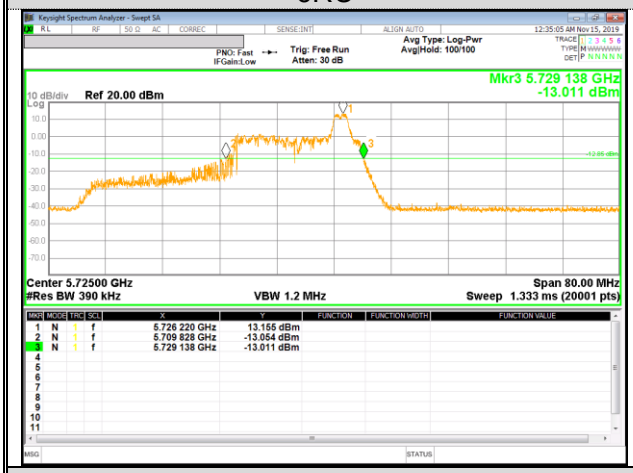	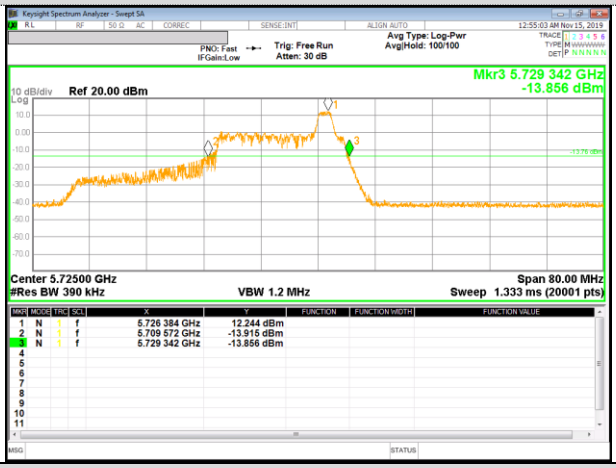
SU	SU
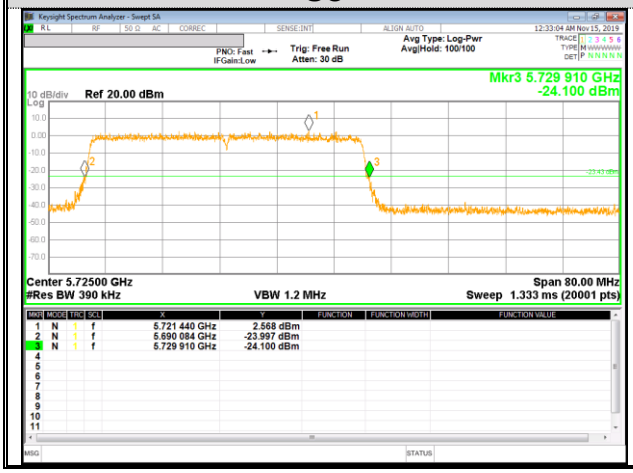	

UL Korea, Ltd. Confidential
This report shall not be reproduced except in full, without the written approval of UL Korea, Ltd.

Band	UNII-2C & 3 (Straddle)
Mode	HE80
Frequency	5690 MHz
ANT1	**ANT2**
6RU	6RU
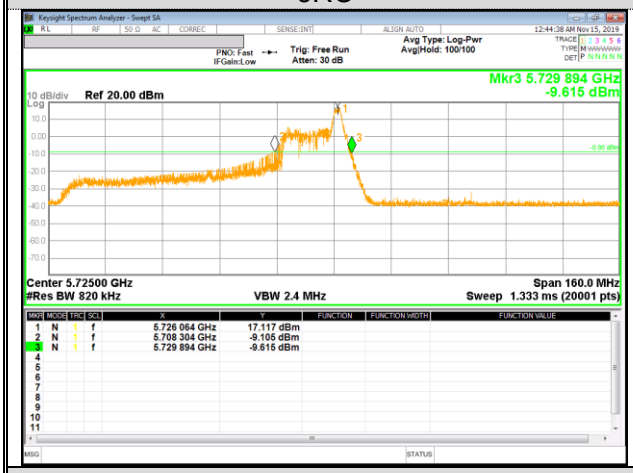	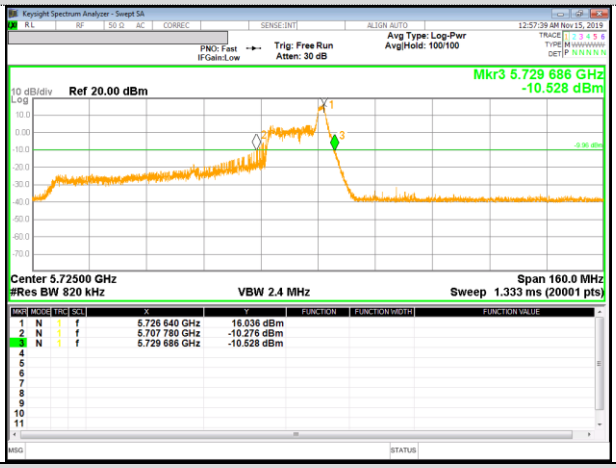
SU	SU

UL Korea, Ltd. Confidential
This report shall not be reproduced except in full, without the written approval of UL Korea, Ltd.

10. ANTENNA PORT TEST RESULTS

10.1. 6 dB BANDWIDTH

LIMITS

FCC §15.407

The minimum 6 dB bandwidth shall be at least 500 kHz.

TEST PROCEDURE

Reference to 789033 D02 General UNII Test Procedures New Rules v02r01: The transmitter output is connected to a spectrum analyzer with the RBW set to100 kHz, the VBW >= 3 x RBW, peak detector and max hold.

RESULTS

See the next page.

10.1.1. 802.11ax 5.8 GHz BAND

Band	Mode	Center Freq.(MHz)	Tones	RU offset	6 dB BW [MHz]		Minimum Limit (MHz)
					ANT1	ANT2	
UNII-3	HE20	5745	26T	0	2.093	2.061	0.5
		5785			2.047	2.111	
		5825			2.043	2.045	
		Minimum 6dB Bandwidth			***2.043***	2.045	
	HE40	5755	26T	0	2.048	1.988	
		5795			2.017	2.024	
		Minimum 6dB Bandwidth			2.017	***1.988***	
	HE80	5775	26T	0	2.033	2.029	
		Minimum 6dB Bandwidth			2.033	***2.029***	

UL Korea, Ltd. Suwon Laboratory FORM ID: FCC_15E(03)
218 Maeyeong-ro, Yeongtong-gu, Suwon-si, Gyeonggi-do, 16675 Korea TEL: (031) 337-9902,FAX: (031) 213-5433
UL Korea, Ltd. Confidential
This report shall not be reproduced except in full, without the written approval of UL Korea, Ltd.

10.1.2.TEST PLOT_802.11ax 5.8 GHz BAND

Band	UNII-3
Mode	HE20
RB Offset	0
ANT1	ANT2

5745 MHz

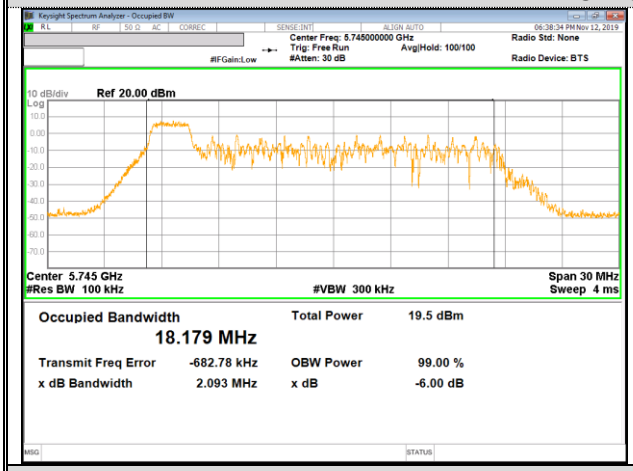

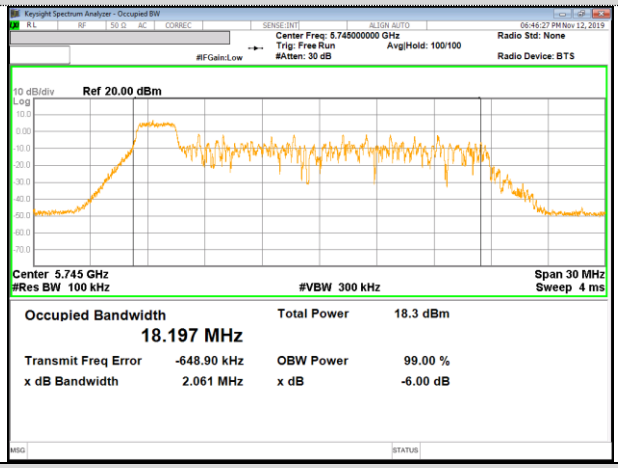

5785 MHz

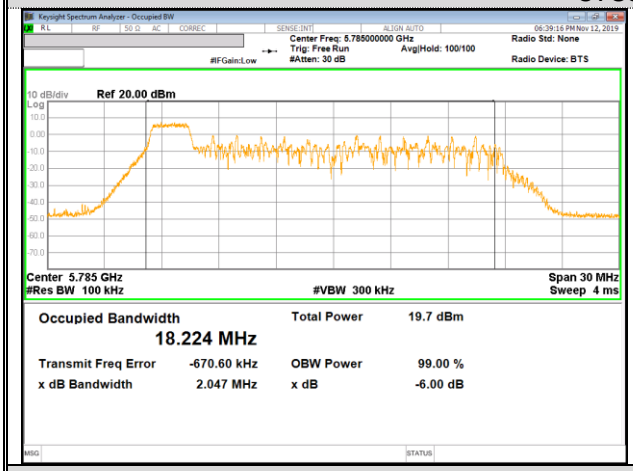

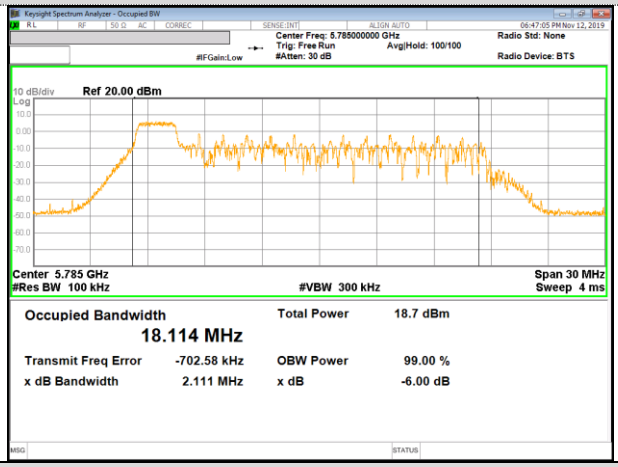

5825 MHz

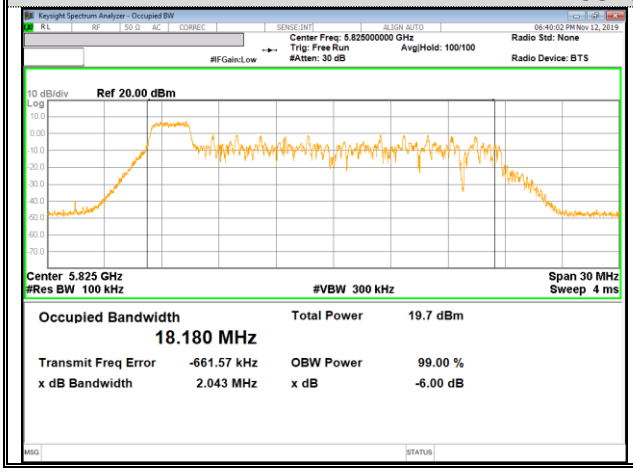

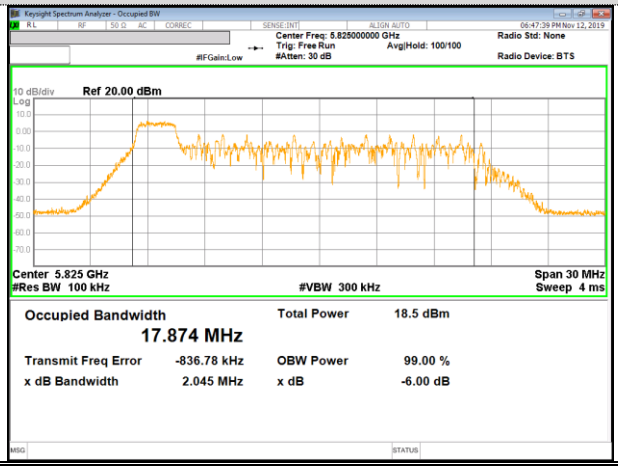

UL Korea, Ltd. Confidential
This report shall not be reproduced except in full, without the written approval of UL Korea, Ltd.

Band	UNII-3
Mode	HE40
RB Offset	0
ANT1	**ANT2**

5755 MHz

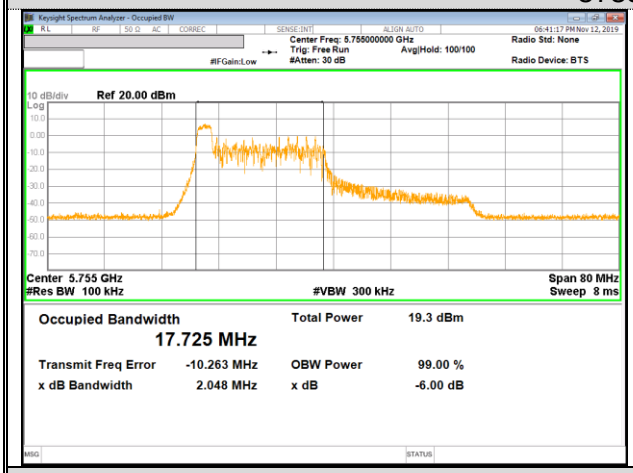

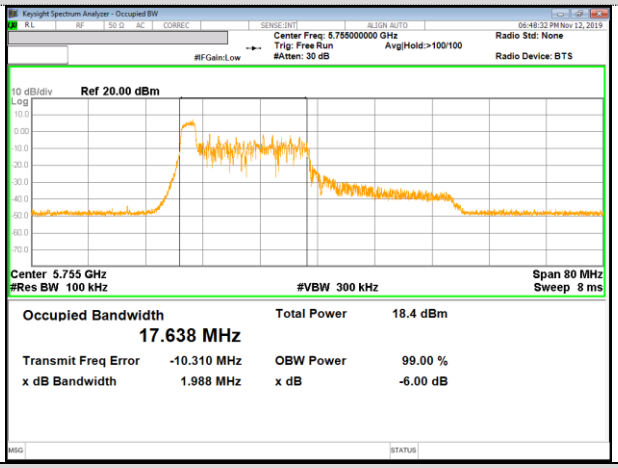

5795 MHz

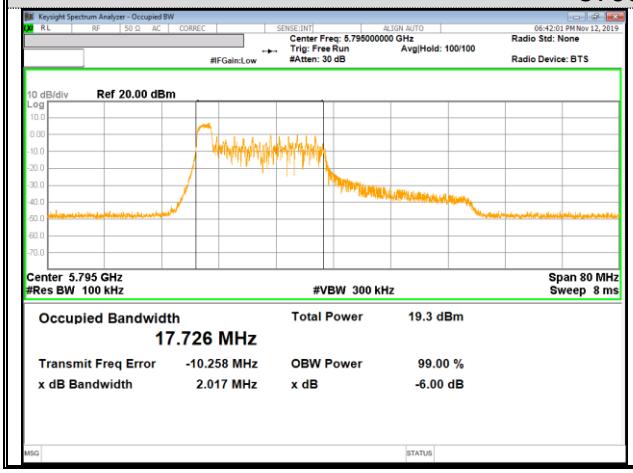

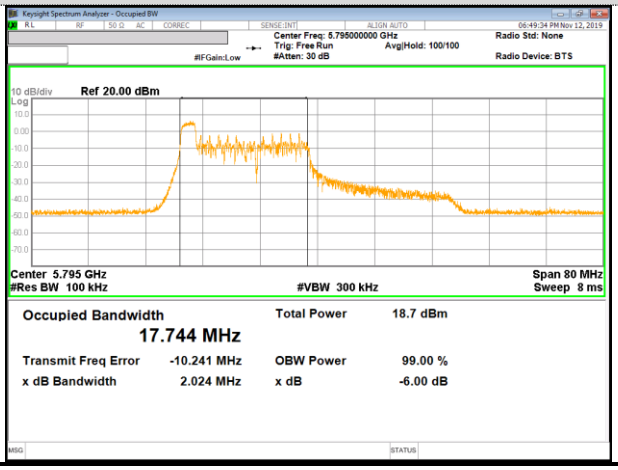

UL Korea, Ltd. Confidential
This report shall not be reproduced except in full, without the written approval of UL Korea, Ltd.

Band	UNII-3
Mode	HE80
RB Offset	0
ANT1	ANT2
5775 MHz	
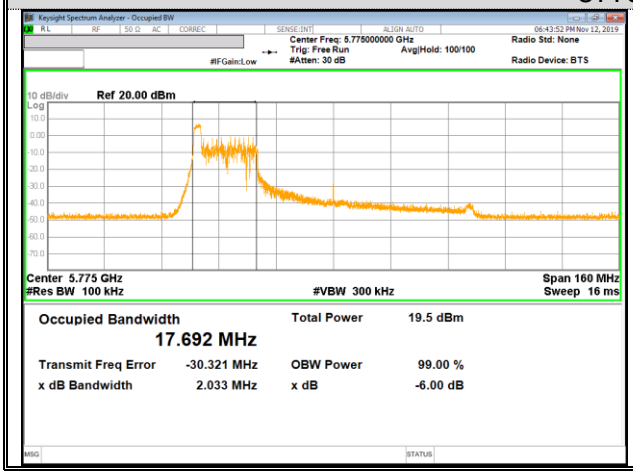	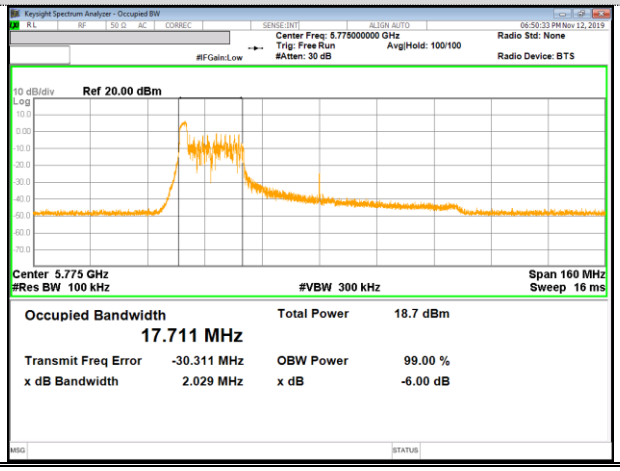

UL Korea, Ltd. Confidential
This report shall not be reproduced except in full, without the written approval of UL Korea, Ltd.

10.2. OUTPUT POWER AND PPSD

LIMITS

FCC §15.407 (a) (1) (2) (3)

FCC

For the band 5.15–5.25 GHz, the maximum conducted output power over the frequency band of operation shall not exceed the lesser of 250 mW or 11 dBm + 10 log B, where B is the 26–dB emission bandwidth in MHz. In addition, the peak power spectral density shall not exceed 11 dBm in any 1–MHz band. If transmitting antennas of directional gain greater than 6 dBi are used, both the maximum conducted output power and the peak power spectral density shall be reduced by the amount in dB that the directional gain of the antenna exceeds 6 dBi.

For the 5.25-5.35 GHz and 5.47-5.725 GHz bands, the maximum conducted output power over the frequency bands of operation shall not exceed the lesser of 250 mW or 11 dBm + 10 log B, where B is the 26 dB emission bandwidth in megahertz. In addition, the maximum power spectral density shall not exceed 11 dBm in any 1 megahertz band. If transmitting antennas of directional gain greater than 6 dBi are used, both the maximum conducted output power and the maximum power spectral density shall be reduced by the amount in dB that the directional gain of the antenna exceeds 6 dBi.

For the band 5.725-5.85 GHz, the maximum conducted output power over the frequency band of operation shall not exceed 1 W. In addition, the maximum power spectral density shall not exceed 30 dBm in any 500-kHz band.

TEST PROCEDURE

KDB 789033 Method PM is used for output power.

KDB 789033 Method SA-2 is used for only power of straddle Ch. and PPSD. RBW set to 100kHz (the VBW >= 3 x RBW, RMS detector and trace averaging, add 10 log (1 MHz/RBW). For UNII-3, add 10 log (500kHz/RBW)). Band power function used for power and peak marker value of the spectrum is used for PSD. Add duty cycle correction factor.

DIRECTIONAL ANTENNA GAIN

For OUTPUT POWER and PSD: The TX chains are correlated and the antenna gains are unequal among the chains. The directional gain is:

Frequency Band [MHz]	Antenna1 Gain [dBi]	Antenna2 Gain [dBi]	Correlated Chains Directional Gain [dBi]
UNII 1 5150 - 5250	-8.80	-8.10	-5.43
UNII 2A 5250 - 5350	-7.10	-8.10	-4.58
UNII 2C 5470 - 5725	-5.80	-6.20	-2.99
UNII 3 5725 - 5850	-7.70	-8.20	-4.94

RESULTS

See the next page.

UL Korea, Ltd. Confidential
This report shall not be reproduced except in full, without the written approval of UL Korea, Ltd.

10.2.1. 802.11ax 1Tx (SISO) MODE 5.2 GHz BAND

Bandwidth and Antenna Gain, Limits

Mode	Channel	Frequency [MHz]	Min 26 dB BW [MHz]	Directional Gain [dBi]	Power Limit [dBm]	PPSD Limit [dBm/MHz]
HE20	36	5180	19.02	-5.43	23.79	11.00
	40	5200	18.41		23.65	
	48	5240	18.89		23.76	
HE40	38	5190	19.76		23.96	
	46	5230	19.26		23.85	
HE80	42	5210	19.84		23.98	

Included in Calculations of Corr'd [Power & PPSD]				
Duty Cycle CF [dB]	HE20	26T	0.00	dB
		52T	0.00	dB
		106T	0.17	dB
		242T	0.37	dB
		SU	0.39	dB
	HE40	26T	0.00	dB
		52T	0.00	dB
		106T	0.17	dB
		242T	0.37	dB
		484T	0.67	dB
		SU	0.72	dB
	HE80	26T	0.00	dB
		52T	0.00	dB
		106T	0.17	dB
		242T	0.37	dB
		484T	0.68	dB
		996T	1.19	dB
		SU	1.25	dB

UL Korea, Ltd. Confidential
This report shall not be reproduced except in full, without the written approval of UL Korea, Ltd.

Output Power Results

Mode	Channel	Frequency [MHz]	Tones	RU offset	Meas Power [dBm]		Corr'd Power [dBm]		Power Limit [dBm]
					ANT1	ANT2	ANT1	ANT2	
HE20	36	5180	26T	0	11.44	11.02	11.44	11.02	23.79
				4	11.72	11.32	11.72	11.32	
				8	11.43	11.12	11.43	11.12	
			52T	37	12.60	12.18	12.60	12.18	
				38	12.82	12.31	12.82	12.31	
				40	12.63	12.20	12.63	12.20	
			106T	53	12.41	12.18	12.58	12.35	
				54	12.39	12.20	12.56	12.37	
			242T	61	15.18	15.93	15.55	16.30	
			SU	-	15.21	15.92	15.60	16.31	
	40	5200	26T	0	11.51	11.06	11.51	11.06	23.65
				4	11.67	11.28	11.67	11.28	
				8	11.42	11.03	11.42	11.03	
			52T	37	12.68	12.17	12.68	12.17	
				38	12.83	12.32	12.83	12.32	
				40	12.60	12.12	12.60	12.12	
			106T	53	12.39	12.13	12.56	12.30	
				54	12.35	12.19	12.52	12.36	
			242T	61	15.11	15.76	15.48	16.13	
			SU	-	15.16	15.83	15.55	16.22	
	48	5240	26T	0	11.59	11.06	11.59	11.06	23.76
				4	11.78	11.33	11.78	11.33	
				8	11.47	11.04	11.47	11.04	
			52T	37	12.84	12.18	12.84	12.18	
				38	12.94	12.35	12.94	12.35	
				40	12.72	12.13	12.72	12.13	
			106T	53	12.45	12.18	12.62	12.35	
				54	12.51	12.21	12.68	12.38	
			242T	61	15.29	15.88	15.66	16.25	
			SU	-	15.32	15.90	15.71	16.29	

* Calculation of Output Power : Corr'd Power = Meas Power + Duty CF [dB]

UL Korea, Ltd. Confidential
This report shall not be reproduced except in full, without the written approval of UL Korea, Ltd.

Mode	Channel	Frequency [MHz]	Tones	RU offset	Meas Power [dBm]		Corr'd Power [dBm]		Power Limit [dBm]
					ANT1	ANT2	ANT1	ANT2	
HE40	38	5190	26T	0	11.03	10.47	11.03	10.47	23.96
				9	10.83	11.35	10.83	11.35	
				17	10.82	10.34	10.82	10.34	
			52T	37	11.22	10.74	11.22	10.74	
				41	12.01	11.41	12.01	11.41	
				44	11.09	10.66	11.09	10.66	
			106T	53	11.34	11.88	11.51	12.05	
				54	11.92	12.46	12.09	12.63	
				56	11.20	11.74	11.37	11.91	
			242T	61	12.51	13.10	12.88	13.47	
				62	12.45	12.97	12.82	13.34	
			484T	65	13.24	13.75	13.91	14.42	
			SU	-	13.20	13.78	13.92	14.50	
	46	5230	26T	0	11.03	10.47	11.03	10.47	23.85
				9	11.02	11.41	11.02	11.41	
				17	11.00	10.34	11.00	10.34	
			52T	37	11.34	10.77	11.34	10.77	
				41	12.13	11.51	12.13	11.51	
				44	11.24	10.68	11.24	10.68	
			106T	53	11.39	11.86	11.56	12.03	
				54	11.95	12.44	12.12	12.61	
				56	11.33	11.75	11.50	11.92	
			242T	61	12.67	13.03	13.04	13.40	
				62	11.64	13.00	12.01	13.37	
			484T	65	13.31	13.81	13.98	14.48	
			SU	-	13.29	13.79	14.01	14.51	
HE80	42	5210	26T	0	11.31	10.60	11.31	10.60	23.98
				18	11.80	11.17	11.80	11.17	
				36	11.13	10.43	11.13	10.43	
			52T	37	11.43	10.80	11.43	10.80	
				45	11.85	11.21	11.85	11.21	
				52	11.26	10.60	11.26	10.60	
			106T	53	11.49	11.94	11.66	12.11	
				57	11.85	12.19	12.02	12.36	
				60	11.33	11.76	11.50	11.93	
			242T	61	11.59	12.01	11.96	12.38	
				62	11.88	12.43	12.25	12.80	
				64	11.60	11.85	11.97	12.22	
			484T	65	11.08	11.76	11.76	12.44	
				66	11.19	11.78	11.87	12.46	
			996T	67	10.71	11.18	11.90	12.37	
			SU	-	11.78	12.29	13.03	13.54	

* Calculation of Output Power : Corr'd Power = Meas Power + Duty CF [dB]

UL Korea, Ltd. Suwon Laboratory FORM ID: FCC_15E(03)
218 Maeyeong-ro, Yeongtong-gu, Suwon-si, Gyeonggi-do, 16675 Korea TEL: (031) 337-9902,FAX: (031) 213-5433
UL Korea, Ltd. Confidential
This report shall not be reproduced except in full, without the written approval of UL Korea, Ltd.

PPSD Results

Actual RBW	Ref. Bandwidth	Corr'd factor
100 kHz	1000 kHz	10.00 dB

Mode	Channel	Frequency [MHz]	Tones	RU offset	Meas PPSD [dBm/MHz]		Corr'd PPSD [dBm/MHz]		Power Limit [dBm/MHz]
					ANT1	ANT2	ANT1	ANT2	
HE20	36	5180	26T	0	-0.63	-1.78	9.37	8.22	11.00
				4	-0.29	-1.66	9.71	8.34	
				8	-0.69	-1.82	9.31	8.19	
			SU	-	-5.53	-5.92	4.86	4.48	
	40	5200	26T	0	-0.53	-1.92	9.47	8.08	
				4	-0.06	-1.69	9.94	8.31	
				8	-0.75	-2.12	9.25	7.88	
			SU	-	-6.06	-5.79	4.34	4.61	
	48	5240	26T	0	-0.39	-1.79	9.61	8.22	
				4	-0.31	-1.61	9.69	8.39	
				8	-0.42	-1.76	9.58	8.24	
			SU	-	-5.79	-5.69	4.60	4.70	
HE40	38	5190	26T	0	-0.55	-1.99	9.45	8.02	
				9	-1.22	-1.65	8.78	8.35	
				17	-1.24	-2.15	8.76	7.85	
			SU	-	-10.58	-10.65	0.14	0.06	
	46	5230	26T	0	-1.09	-1.83	8.91	8.17	
				9	-1.46	-1.35	8.54	8.65	
				17	-1.17	-2.14	8.83	7.86	
			SU	-	-9.95	-10.62	0.77	0.10	
HE80	42	5210	26T	0	-0.39	-1.68	9.62	8.32	
				18	-0.30	-1.41	9.70	8.59	
				36	-0.41	-1.74	9.59	8.26	
			SU	-	-13.87	-13.72	-2.62	-2.47	

* Calculation of PPSD result : Corr'd PPSD = Meas PPSD + Duty CF + Corr'd factor [dB]

UL Korea, Ltd. Suwon Laboratory FORM ID: FCC_15E(03)
218 Maeyeong-ro, Yeongtong-gu, Suwon-si, Gyeonggi-do, 16675 Korea TEL: (031) 337-9902,FAX: (031) 213-5433
UL Korea, Ltd. Confidential
This report shall not be reproduced except in full, without the written approval of UL Korea, Ltd.

10.2.2. 802.11ax 1Tx (SISO) MODE 5.3 GHz BAND

Bandwidth and Antenna Gain, Limits

Mode	Channel	Frequency [MHz]	Min 26 dB BW [MHz]	Directional Gain [dBi]	Power Limit [dBm]	PPSD Limit [dBm/MHz]
HE20	52	5260	18.92	-4.58	23.77	11.00
	60	5300	18.54		23.68	
	64	5320	18.58		23.69	
HE40	54	5270	18.13		23.58	
	62	5310	19.50		23.90	
HE80	58	5290	19.89		23.99	

Included in Calculations of Corr'd [Power & PPSD]				
Duty Cycle CF [dB]	HE20	26T	0.00	dB
		52T	0.00	dB
		106T	0.17	dB
		242T	0.37	dB
		SU	0.39	dB
	HE40	26T	0.00	dB
		52T	0.00	dB
		106T	0.17	dB
		242T	0.37	dB
		484T	0.67	dB
		SU	0.72	dB
	HE80	26T	0.00	dB
		52T	0.00	dB
		106T	0.17	dB
		242T	0.37	dB
		484T	0.68	dB
		996T	1.19	dB
		SU	1.25	dB

UL Korea, Ltd. Confidential
This report shall not be reproduced except in full, without the written approval of UL Korea, Ltd.

Output Power Results

Mode	Channel	Frequency [MHz]	Tones	RU offset	Meas Power [dBm]		Corr'd Power [dBm]		Power Limit [dBm]
					ANT1	ANT2	ANT1	ANT2	
HE20	52	5260	26T	0	11.64	11.05	11.64	11.05	23.77
				4	11.85	11.27	11.85	11.27	
				8	11.50	10.99	11.50	10.99	
			52T	37	12.86	12.14	12.86	12.14	
				38	12.96	12.31	12.96	12.31	
				40	12.71	12.08	12.71	12.08	
			106T	53	12.60	12.15	12.77	12.32	
				54	12.48	12.16	12.65	12.33	
			242T	61	15.29	15.86	15.66	16.23	
			SU	-	15.31	16.01	15.70	16.40	
	60	5300	26T	0	11.72	11.12	11.72	11.12	23.68
				4	11.90	11.28	11.90	11.28	
				8	11.62	10.97	11.62	10.97	
			52T	37	12.90	12.17	12.90	12.17	
				38	12.98	12.37	12.98	12.37	
				40	12.84	12.16	12.84	12.16	
			106T	53	12.69	12.19	12.86	12.36	
				54	12.57	12.17	12.74	12.34	
			242T	61	15.43	15.96	15.80	16.33	
			SU	-	15.45	16.05	15.84	16.44	
	64	5320	26T	0	11.76	11.10	11.76	11.10	23.69
				4	11.92	11.30	11.92	11.30	
				8	11.54	11.03	11.54	11.03	
			52T	37	11.96	12.18	11.96	12.18	
				38	12.08	12.38	12.08	12.38	
				40	11.73	12.13	11.73	12.13	
			106T	53	12.73	12.21	12.90	12.38	
				54	12.57	12.15	12.74	12.32	
			242T	61	15.44	15.96	15.81	16.33	
			SU	-	15.46	16.07	15.85	16.46	

* Calculation of Output Power : Corr'd Power = Meas Power + Duty CF [dB]

UL Korea, Ltd. Confidential
This report shall not be reproduced except in full, without the written approval of UL Korea, Ltd.

Mode	Channel	Frequency [MHz]	Tones	RU offset	Meas Power [dBm]		Corr'd Power [dBm]		Power Limit [dBm]
					ANT1	ANT2	ANT1	ANT2	
HE40	54	5270	26T	0	11.22	10.45	11.22	10.45	23.58
				9	11.09	11.35	11.09	11.35	
				17	10.90	10.20	10.90	10.20	
			52T	37	11.42	10.68	11.42	10.68	
				41	12.23	11.38	12.23	11.38	
				44	11.18	10.45	11.18	10.45	
			106T	53	11.51	11.77	11.68	11.94	
				54	12.01	12.30	12.18	12.47	
				56	11.36	11.62	11.53	11.79	
			242T	61	12.72	12.93	13.09	13.30	
				62	12.64	12.79	13.01	13.16	
			484T	65	13.34	13.73	14.01	14.40	
			SU	-	13.31	13.80	14.03	14.52	
	62	5310	26T	0	11.33	10.54	11.33	10.54	23.90
				9	11.13	11.36	11.13	11.36	
				17	10.99	10.18	10.99	10.18	
			52T	37	11.55	10.73	11.55	10.73	
				41	12.26	11.42	12.26	11.42	
				44	11.29	10.45	11.29	10.45	
			106T	53	11.72	11.79	11.89	11.96	
				54	12.14	12.27	12.31	12.44	
				56	11.42	11.59	11.59	11.76	
			242T	61	12.71	12.94	13.08	13.31	
				62	12.67	12.86	13.04	13.23	
			484T	65	13.35	13.71	14.02	14.38	
			SU	-	13.35	13.69	14.07	14.41	
80	58	5290	26T	0	11.36	10.48	11.36	10.48	23.99
				18	11.79	10.95	11.79	10.95	
				36	11.13	10.29	11.13	10.29	
			52T	37	11.46	10.65	11.46	10.65	
				45	11.82	11.02	11.82	11.02	
				52	11.29	10.50	11.29	10.50	
			106T	53	11.51	11.75	11.68	11.92	
				57	11.88	12.01	12.05	12.18	
				60	11.43	11.53	11.60	11.70	
			242T	61	11.66	11.79	12.03	12.16	
				62	11.89	12.18	12.26	12.55	
				64	11.61	11.69	11.98	12.06	
			484T	65	11.17	11.60	11.85	12.28	
				66	11.21	11.55	11.89	12.23	
			996T	67	10.78	11.25	11.97	12.44	
			SU	-	11.83	12.34	13.08	13.59	

* Calculation of Output Power : Corr'd Power = Meas Power + Duty CF [dB]

UL Korea, Ltd. Confidential
This report shall not be reproduced except in full, without the written approval of UL Korea, Ltd.

PPSD Results

Actual RBW	Ref. Bandwidth	Corr'd factor
100 kHz	1000 kHz	10.00 dB

Mode	Channel	Frequency [MHz]	Tones	RU offset	Meas PPSD [dBm/MHz]		Corr'd PPSD [dBm/MHz]		Power Limit [dBm/MHz]
					ANT1	ANT2	ANT1	ANT2	
HE20	52	5260	26T	0	-0.46	-1.75	9.55	8.26	11.00
				4	-0.16	-1.56	9.84	8.44	
				8	-0.40	-1.81	9.60	8.19	
			SU	-	-5.76	-5.81	4.63	4.58	
	60	5300	26T	0	-0.50	-1.79	9.50	8.21	
				4	-0.32	-1.68	9.68	8.32	
				8	-0.61	-1.95	9.39	8.05	
			SU	-	-5.94	-5.63	4.46	4.76	
	64	5320	26T	0	-0.63	-1.89	9.37	8.11	
				4	-0.46	-1.78	9.54	8.22	
				8	-0.60	-1.95	9.40	8.05	
			SU	-	-5.65	-5.80	4.75	4.60	
HE40	54	5270	26T	0	-0.75	-1.76	9.25	8.24	
				9	-1.08	-1.34	8.93	8.67	
				17	-1.33	-2.32	8.68	7.69	
			SU	-	-10.15	-10.13	0.57	0.59	
	62	5310	26T	0	-0.80	-1.99	9.21	8.01	
				9	-1.36	-1.66	8.64	8.34	
				17	-1.36	-2.46	8.64	7.54	
			SU	-	-10.49	-10.54	0.23	0.18	
HE80	58	5290	26T	0	-0.52	-1.74	9.48	8.27	
				18	-0.36	-1.59	9.64	8.41	
				36	-0.84	-1.93	9.16	8.07	
			SU	-	-13.41	-13.70	-2.15	-2.45	

* Calculation of PPSD result : Corr'd PPSD = Meas PPSD + Duty CF + Corr'd factor [dB]

UL Korea, Ltd. Suwon Laboratory FORM ID: FCC_15E(03)
218 Maeyeong-ro, Yeongtong-gu, Suwon-si, Gyeonggi-do, 16675 Korea TEL: (031) 337-9902,FAX: (031) 213-5433
UL Korea, Ltd. Confidential
This report shall not be reproduced except in full, without the written approval of UL Korea, Ltd.

10.2.3. 802.11ax 1Tx (SISO) MODE 5.5 GHz BAND

Bandwidth and Antenna Gain, Limits

Mode	Channel	Frequency [MHz]	Min 26 dB BW [MHz]	Directional Gain [dBi]	Power Limit [dBm]	PPSD Limit [dBm/MHz]
HE20	100	5500	18.47	-2.99	23.66	11.00
	116	5580	19.02		23.79	
	140	5700	18.92		23.77	
HE40	102	5510	19.51		23.90	
	118	5590	19.51		23.90	
	134	5670	19.33		23.86	
HE80	106	5530	20.42		24.00	
	122	5610	20.48		24.00	

Included in Calculations of Corr'd [Power & PPSD]				
Duty Cycle CF [dB]	HE20	26T	0.00	dB
		52T	0.00	dB
		106T	0.17	dB
		242T	0.37	dB
		SU	0.39	dB
	HE40	26T	0.00	dB
		52T	0.00	dB
		106T	0.17	dB
		242T	0.37	dB
		484T	0.67	dB
		SU	0.72	dB
	HE80	26T	0.00	dB
		52T	0.00	dB
		106T	0.17	dB
		242T	0.37	dB
		484T	0.68	dB
		996T	1.19	dB
		SU	1.25	dB

UL Korea, Ltd. Confidential
This report shall not be reproduced except in full, without the written approval of UL Korea, Ltd.

Output Power Results

Mode	Channel	Frequency [MHz]	Tones	RU offset	Meas Power [dBm]		Corr'd Power [dBm]		Power Limit [dBm]
					ANT1	ANT2	ANT1	ANT2	
HE20	100	5500	26T	0	11.07	11.25	11.07	11.25	23.66
				4	11.14	11.41	11.14	11.41	
				8	10.83	11.07	10.83	11.07	
			52T	37	12.08	12.50	12.08	12.50	
				38	12.18	12.63	12.18	12.63	
				40	11.82	12.31	11.82	12.31	
			106T	53	11.91	12.23	12.08	12.40	
				54	11.75	12.11	11.92	12.28	
			242T	61	12.64	13.03	13.01	13.40	
			SU	-	12.77	13.04	13.16	13.43	
	116	5580	26T	0	11.32	11.56	11.32	11.56	23.79
				4	11.42	11.63	11.42	11.63	
				8	11.01	11.25	11.01	11.25	
			52T	37	12.27	12.78	12.27	12.78	
				38	12.42	12.85	12.42	12.85	
				40	12.02	12.48	12.02	12.48	
			106T	53	12.17	12.56	12.34	12.73	
				54	12.01	12.33	12.18	12.50	
			242T	61	12.91	13.21	13.28	13.58	
			SU	-	12.97	13.22	13.36	13.61	
	140	5700	26T	0	11.53	11.78	11.53	11.78	23.77
				4	11.60	11.86	11.60	11.86	
				8	11.32	11.53	11.32	11.53	
			52T	37	12.51	11.90	12.51	11.90	
				38	12.63	11.96	12.63	11.96	
				40	12.34	11.56	12.34	11.56	
			106T	53	12.40	11.84	12.57	12.01	
				54	12.24	11.66	12.41	11.83	
			242T	61	13.11	13.41	13.48	13.78	
			SU	-	13.32	13.43	13.71	13.82	

* Calculation of Output Power : Corr'd Power = Meas Power + Duty CF [dB]

UL Korea, Ltd. Confidential
This report shall not be reproduced except in full, without the written approval of UL Korea, Ltd.

Mode	Channel	Frequency [MHz]	Tones	RU offset	Meas Power [dBm]		Corr'd Power [dBm]		Power Limit [dBm]
					ANT1	ANT2	ANT1	ANT2	
HE40	102	5510	26T	0	11.45	10.70	11.45	10.70	23.90
				9	11.65	11.86	11.65	11.86	
				17	11.37	10.63	11.37	10.63	
			52T	37	11.72	11.00	11.72	11.00	
				41	11.70	11.96	11.70	11.96	
				44	11.58	10.94	11.58	10.94	
			106T	53	11.78	12.15	11.95	12.32	
				54	12.14	12.53	12.31	12.70	
				56	11.72	12.19	11.89	12.36	
			242T	61	11.79	12.05	12.16	12.42	
				62	11.85	12.23	12.22	12.60	
			484T	65	11.59	11.95	12.26	12.62	
			SU	-	11.56	11.96	12.28	12.68	
	118	5590	26T	0	11.66	10.85	11.66	10.85	23.90
				9	11.68	11.81	11.68	11.81	
				17	11.35	10.49	11.35	10.49	
			52T	37	11.89	11.10	11.89	11.10	
				41	11.71	11.85	11.71	11.85	
				44	11.59	10.80	11.59	10.80	
			106T	53	11.96	12.27	12.13	12.44	
				54	12.27	12.60	12.44	12.77	
				56	11.70	12.08	11.87	12.25	
			242T	61	11.86	12.14	12.23	12.51	
				62	11.94	12.04	12.31	12.41	
			484T	65	11.55	11.86	12.22	12.53	
			SU	-	11.54	11.84	12.26	12.56	
	134	5670	26T	0	10.97	11.18	10.97	11.18	23.86
				9	10.82	11.12	10.82	11.12	
				17	10.50	10.73	10.50	10.73	
			52T	37	11.12	11.37	11.12	11.37	
				41	11.97	12.16	11.97	12.16	
				44	10.80	11.05	10.80	11.05	
			106T	53	12.18	11.39	12.35	11.56	
				54	12.51	11.78	12.68	11.95	
				56	11.93	11.16	12.10	11.33	
			242T	61	12.14	11.55	12.51	11.92	
				62	12.15	11.51	12.52	11.88	
			484T	65	11.87	11.25	12.54	11.92	
			SU	-	11.84	11.31	12.56	12.03	

* Calculation of Output Power : Corr'd Power = Meas Power + Duty CF [dB]

UL Korea, Ltd. Confidential
This report shall not be reproduced except in full, without the written approval of UL Korea, Ltd.

Mode	Channel	Frequency [MHz]	Tones	RU offset	Meas Power [dBm]		Corr'd Power [dBm]		Power Limit [dBm]
					ANT1	ANT2	ANT1	ANT2	
HE80	106	5530	26T	0	10.64	10.83	10.64	10.83	24.00
				18	11.02	11.44	11.02	11.44	
				36	10.54	10.75	10.54	10.75	
			52T	37	11.71	10.97	11.71	10.97	
				45	12.26	11.64	12.26	11.64	
				52	11.60	10.92	11.60	10.92	
			106T	53	11.81	12.15	11.98	12.32	
				57	12.18	12.71	12.35	12.88	
				60	11.71	12.19	11.88	12.36	
			242T	61	11.80	12.13	12.17	12.50	
				62	11.98	12.48	12.35	12.85	
				64	11.94	12.41	12.31	12.78	
			484T	65	11.48	12.03	12.16	12.71	
				66	11.60	12.23	12.28	12.91	
			996T	67	11.10	11.58	12.29	12.77	
			SU	-	10.95	11.48	12.20	12.73	
	122	5610	26T	0	10.84	11.04	10.84	11.04	24.00
				18	11.05	11.35	11.05	11.35	
				36	10.59	10.85	10.59	10.85	
			52T	37	11.98	11.13	11.98	11.13	
				45	12.35	11.54	12.35	11.54	
				52	11.73	11.01	11.73	11.01	
			106T	53	11.91	12.32	12.08	12.49	
				57	12.26	12.62	12.43	12.79	
				60	11.80	12.29	11.97	12.46	
			242T	61	11.95	12.29	12.32	12.66	
				62	12.08	12.45	12.45	12.82	
				64	12.02	12.46	12.39	12.83	
			484T	65	11.56	12.05	12.24	12.73	
				66	11.68	12.26	12.36	12.94	
			996T	67	11.14	11.59	12.33	12.78	
			SU	-	11.06	11.50	12.31	12.75	

* Calculation of Output Power : Corr'd Power = Meas Power + Duty CF [dB]

UL Korea, Ltd. Suwon Laboratory FORM ID: FCC_15E(03)
218 Maeyeong-ro, Yeongtong-gu, Suwon-si, Gyeonggi-do, 16675 Korea TEL: (031) 337-9902,FAX: (031) 213-5433
UL Korea, Ltd. Confidential
This report shall not be reproduced except in full, without the written approval of UL Korea, Ltd.

PPSD Results

Actual RBW	Ref. Bandwidth	Corr'd factor
100 kHz	1000 kHz	10.00 dB

Mode	Channel	Frequency [MHz]	Tones	RU offset	Meas PPSD [dBm/MHz]		Corr'd PPSD [dBm/MHz]		Power Limit [dBm/MHz]
					ANT1	ANT2	ANT1	ANT2	
HE20	100	5500	26T	0	-1.62	-1.50	8.39	8.50	11.00
				4	-1.58	-1.29	8.42	8.71	
				8	-1.80	-1.45	8.20	8.55	
			SU	-	-8.85	-8.42	1.55	1.97	
	116	5580	26T	0	-1.41	-1.47	8.59	8.53	
				4	-1.04	-1.22	8.96	8.78	
				8	-1.28	-1.52	8.72	8.49	
			SU	-	-8.37	-8.86	2.03	1.53	
	140	5700	26T	0	-1.61	-1.86	8.39	8.14	
				4	-1.30	-1.58	8.70	8.42	
				8	-1.83	-1.98	8.18	8.02	
			SU	-	-8.81	-8.78	1.58	1.61	
HE40	102	5510	26T	0	-1.17	-1.19	8.83	8.81	
				9	-1.04	-0.57	8.96	9.43	
				17	-1.15	-1.38	8.85	8.62	
			SU	-	-12.39	-11.78	-1.67	-1.06	
	118	5590	26T	0	-0.98	-1.43	9.03	8.57	
				9	-0.97	-0.44	9.03	9.56	
				17	-1.16	-1.75	8.84	8.25	
			SU	-	-11.99	-11.84	-1.28	-1.12	
	134	5670	26T	0	-1.61	-1.41	8.39	8.59	
				9	-1.98	-1.73	8.02	8.27	
				17	-2.29	-1.86	7.71	8.14	
			SU	-	-12.22	-13.23	-1.50	-2.51	
HE80	106	5530	26T	0	-1.74	-1.38	8.26	8.62	
				18	-1.50	-1.28	8.50	8.72	
				36	-1.81	-1.80	8.19	8.20	
			SU	-	-14.82	-13.76	-3.57	-2.50	
	122	5610	26T	0	-1.93	-1.44	8.07	8.56	
				18	-1.57	-1.41	8.43	8.59	
				36	-1.80	-1.76	8.20	8.24	
			SU	-	-14.74	-14.37	-3.48	-3.12	

* Calculation of PPSD result : Corr'd PPSD = Meas PPSD + Duty CF + Corr'd factor [dB]

UL Korea, Ltd. Confidential
This report shall not be reproduced except in full, without the written approval of UL Korea, Ltd.

10.2.4. 802.11ax 1Tx (SISO) MODE STRADDLE CHANNEL

Bandwidth and Antenna Gain, Limits

Mode	Frequency [MHz]	Portion	Min 26 dB BW [MHz]	Directional Gain [dBi]	Power Limit [dBm]	PPSD Limit
HE20	5720	UNII-2C	14.97	-2.99	22.75	11.00 [dBm/MHz]
		UNII-3	4.02	-4.94	30.00	30.00 [dBm/500kHz]
HE40	5710	UNII-2C	15.17	-2.99	22.81	11.00 [dBm/MHz]
		UNII-3	4.14	-4.94	30.00	30.00 [dBm/500kHz]
HE80	5690	UNII-2C	16.70	-2.99	23.23	11.00 [dBm/MHz]
		UNII-3	4.69	-4.94	30.00	30.00 [dBm/500kHz]

Included in Calculations of Corr'd Power & PPSD				
Duty Cycle CF [dB]	HE20	26T	0.00	dB
		SU	0.39	dB
	HE40	26T	0.00	dB
		SU	0.72	dB
	HE80	26T	0.00	dB
		SU	1.25	dB

Output Power Results

Mode	Frequency [MHz]	Portion	Tones	RU offset	Meas Power [dBm]		Corr'd Power [dBm]		Power Limit [dBm]
					ANT1	ANT2	ANT1	ANT2	
HE20	5720	UNII-2C	26T	6	9.99	10.32	9.99	10.32	22.75
			SU	-	11.57	11.81	11.96	12.20	
		UNII-3	26T	6	3.51	3.81	3.51	3.81	30.00
			SU	-	6.22	6.41	6.61	6.80	
HE40	5710	UNII-2C	26T	16	1.02	1.65	1.02	1.65	22.81
			SU	-	11.70	10.87	12.42	11.58	
		UNII-3	26T	16	10.75	11.10	10.75	11.10	30.00
			SU	-	1.33	0.73	2.05	1.44	
HE80	5690	UNII-2C	26T	35	-0.08	0.84	-0.08	0.84	23.23
			SU	-	11.19	11.47	12.44	12.72	
		UNII-3	26T	35	10.75	10.92	10.75	10.92	30.00
			SU	-	-3.26	-2.80	-2.01	-1.54	

* Calculation of Output Power : Corr'd Power = Meas Power + Duty CF [dB]

UL Korea, Ltd. Confidential
This report shall not be reproduced except in full, without the written approval of UL Korea, Ltd.

PPSD Results

Band	Actual RBW	Ref. Bandwidth	Corr'd factor
UNII-2C	100 kHz	1000 kHz	10.00 dB
UNII-3	100 kHz	500 kHz	6.99 dB

Mode	Frequency [MHz]	Portion	Tones	RU offset	Meas PPSD [dBm/MHz]		Corr'd PPSD [dBm/MHz]		Power Limit [dBm/MHz]
					ANT1	ANT2	ANT1	ANT2	
HE20	5720	UNII-2C	26T	6	-1.04	-0.49	8.96	9.52	11.00
			SU	-	-8.58	-8.42	1.81	1.97	
		*UNII-3	26T	6	-1.40	-1.26	5.59	5.74	30.00
			SU	-	-8.89	-8.39	-1.51	-1.00	
HE40	5710	UNII-2C	26T	16	-2.08	-1.52	7.92	8.48	11.00
			SU	-	-11.93	-12.60	-1.21	-1.88	
		*UNII-3	26T	16	-1.32	-1.01	5.67	5.98	30.00
			SU	-	-13.46	-13.49	-5.75	-5.78	
HE80	5690	UNII-2C	26T	35	-2.14	-1.92	7.86	8.08	11.00
			SU	-	-13.84	-14.71	-2.59	-3.46	
		*UNII-3	26T	35	-1.21	-1.20	5.78	5.79	30.00
			SU	-	-16.08	-15.55	-7.83	-7.31	

Note: * For UNII-3, the unit of PPSD is [dBm/500kHz].
Calculation of PPSD result : Corr'd PPSD = Meas PPSD + Duty CF + Corr'd factor [dB]

UL Korea, Ltd. Confidential
This report shall not be reproduced except in full, without the written approval of UL Korea, Ltd.

10.2.5.802.11ax 1Tx (SISO) MODE 5.8 GHz BAND

Bandwidth and Antenna Gain, Limits

Mode	Channel	Frequency [MHz]	Directional Gain [dBi]	Power Limit [dBm]	PPSD Limit [dBm/500kHz]
HE20	149	5745	-4.94	30.00	30.00
	157	5785			
	165	5825			
HE40	151	5755			
	159	5795			
HE80	155	5775			

Included in Calculations of Corr'd [Power & PPSD]				
Duty Cycle CF [dB]	HE20	26T	0.00	dB
		52T	0.00	dB
		106T	0.17	dB
		242T	0.37	dB
		SU	0.39	dB
	HE40	26T	0.00	dB
		52T	0.00	dB
		106T	0.17	dB
		242T	0.37	dB
		484T	0.67	dB
		SU	0.72	dB
	HE80	26T	0.00	dB
		52T	0.00	dB
		106T	0.17	dB
		242T	0.37	dB
		484T	0.68	dB
		996T	1.19	dB
		SU	1.25	dB

UL Korea, Ltd. Confidential
This report shall not be reproduced except in full, without the written approval of UL Korea, Ltd.

Output Power Results

Mode	Channel	Frequency [MHz]	Tones	RU offset	Meas Power [dBm]		Corr'd Power [dBm]		Power Limit [dBm]
					ANT1	ANT2	ANT1	ANT2	
HE20	149	5745	26T	0	11.71	11.18	11.71	11.18	30.00
				4	11.73	11.36	11.73	11.36	
				8	11.33	10.90	11.33	10.90	
			52T	37	12.63	12.11	12.63	12.11	
				38	12.74	12.16	12.74	12.16	
				40	12.34	11.84	12.34	11.84	
			106T	53	12.50	11.88	12.67	12.05	
				54	12.23	11.75	12.40	11.92	
			242T	61	16.03	15.52	16.40	15.89	
			SU	-	16.09	15.53	16.48	15.92	
	157	5785	26T	0	11.53	11.14	11.53	11.14	
				4	11.82	11.42	11.82	11.42	
				8	11.36	10.93	11.36	10.93	
			52T	37	12.61	12.06	12.61	12.06	
				38	12.82	12.23	12.82	12.23	
				40	12.45	11.94	12.45	11.94	
			106T	53	12.56	11.92	12.73	12.09	
				54	12.47	11.84	12.64	12.01	
			242T	61	16.13	15.57	16.50	15.94	
			SU	-	16.19	15.58	16.58	15.97	
	165	5825	26T	0	11.53	11.03	11.53	11.03	
				4	11.73	11.42	11.73	11.42	
				8	11.35	10.95	11.35	10.95	
			52T	37	12.58	11.97	12.58	11.97	
				38	12.70	12.18	12.70	12.18	
				40	12.41	11.86	12.41	11.86	
			106T	53	12.47	11.90	12.64	12.07	
				54	12.36	11.81	12.53	11.98	
			242T	61	16.07	15.51	16.44	15.88	
			SU	-	16.07	15.51	16.46	15.90	

* Calculation of Output Power : Corr'd Power = Meas Power + Duty CF [dB]

UL Korea, Ltd. Confidential
This report shall not be reproduced except in full, without the written approval of UL Korea, Ltd.

Mode	Channel	Frequency [MHz]	Tones	RU offset	Meas Power [dBm]		Corr'd Power [dBm]		Power Limit [dBm]
					ANT1	ANT2	ANT1	ANT2	
HE40	151	5755	26T	0	11.10	11.42	11.10	11.42	30.00
				9	11.03	11.62	11.03	11.62	
				17	11.02	11.36	11.02	11.36	
			52T	37	11.31	11.66	11.31	11.66	
				41	12.16	11.70	12.16	11.70	
				44	11.14	11.64	11.14	11.64	
			106T	53	12.28	11.70	12.45	11.87	
				54	12.77	12.17	12.94	12.34	
				56	12.31	11.73	12.48	11.90	
			242T	61	13.26	12.70	13.63	13.07	
				62	13.45	12.85	13.82	13.22	
			484T	65	14.18	13.55	14.85	14.22	
			SU	-	14.18	13.54	14.90	14.26	
	159	5795	26T	0	10.70	11.07	10.70	11.07	
				9	11.18	11.75	11.18	11.75	
				17	10.58	10.98	10.58	10.98	
			52T	37	11.08	11.32	11.08	11.32	
				41	12.34	11.80	12.34	11.80	
				44	10.85	11.26	10.85	11.26	
			106T	53	12.17	11.50	12.34	11.67	
				54	12.81	12.24	12.98	12.41	
				56	12.05	11.45	12.22	11.62	
			242T	61	13.33	12.61	13.70	12.98	
				62	13.36	12.70	13.73	13.07	
			484T	65	14.03	13.48	14.70	14.15	
			SU	-	14.17	13.46	14.89	14.18	
HE80	155	5775	26T	0	11.12	10.62	11.12	10.62	
				18	11.49	11.09	11.49	11.09	
				36	11.12	10.60	11.12	10.60	
			52T	37	11.30	11.70	11.30	11.70	
				45	11.83	12.14	11.83	12.14	
				52	11.30	11.57	11.30	11.57	
			106T	53	12.24	11.64	12.41	11.81	
				57	12.71	12.03	12.88	12.20	
				60	12.31	11.64	12.48	11.81	
			242T	61	12.23	11.69	12.60	12.06	
				62	12.53	12.00	12.90	12.37	
				64	12.52	11.78	12.89	12.15	
			484T	65	11.92	11.45	12.60	12.13	
				66	12.12	11.60	12.80	12.28	
			996T	67	11.57	10.76	12.76	11.95	
			SU	-	12.53	11.65	13.78	12.90	

* Calculation of Output Power : Corr'd Power = Meas Power + Duty CF [dB]

UL Korea, Ltd. Confidential
This report shall not be reproduced except in full, without the written approval of UL Korea, Ltd.

PPSD Results

Actual RBW	Ref. Bandwidth	Corr'd factor
100 kHz	1000 kHz	10.00 dB

Mode	Channel	Frequency [MHz]	Tones	RU offset	Meas PPSD [dBm/MHz]		Corr'd PPSD [dBm/MHz]		Power Limit [dBm/MHz]
					ANT1	ANT2	ANT1	ANT2	
HE20	149	5745	26T	0	-1.27	-1.92	5.72	5.07	30.00
				4	-1.18	-1.80	5.81	5.19	
				8	-1.31	-2.06	5.68	4.93	
			SU	-	-5.48	-6.48	1.91	0.90	
	157	5785	26T	0	-1.13	-1.65	5.86	5.34	
				4	-0.82	-1.42	6.17	5.57	
				8	-1.39	-2.05	5.60	4.94	
			SU	-	-5.52	-6.24	1.87	1.14	
	165	5825	26T	0	-1.20	-1.99	5.79	5.00	
				4	-0.59	-1.54	6.40	5.45	
				8	-1.28	-2.31	5.71	4.68	
			SU	-	-5.17	-6.09	2.21	1.29	
HE40	151	5755	26T	0	-1.26	-0.66	5.73	6.33	
				9	-1.54	-0.37	5.45	6.62	
				17	-1.72	-0.68	5.27	6.31	
			SU	-	-9.70	-10.34	-1.99	-2.63	
	159	5795	26T	0	-1.53	-0.81	5.46	6.18	
				9	-1.50	-0.57	5.49	6.43	
				17	-1.93	-0.86	5.06	6.13	
			SU	-	-9.75	-10.03	-2.04	-2.32	
HE80	155	5775	26T	0	-1.20	-1.76	5.80	5.23	
				18	-1.04	-1.39	5.95	5.61	
				36	-1.15	-1.56	5.84	5.43	
			SU	-	-13.17	-14.22	-4.92	-5.98	

* Calculation of PPSD result : Corr'd PPSD = Meas PPSD + Duty CF + Corr'd factor [dB]

UL Korea, Ltd. Suwon Laboratory FORM ID: FCC_15E(03)
218 Maeyeong-ro, Yeongtong-gu, Suwon-si, Gyeonggi-do, 16675 Korea TEL: (031) 337-9902,FAX: (031) 213-5433
UL Korea, Ltd. Confidential
This report shall not be reproduced except in full, without the written approval of UL Korea, Ltd.

10.2.6. 802.11ax 2Tx (MIMO) MODE 5.2 GHz BAND

Bandwidth and Antenna Gain, Limits

Mode	Channel	Frequency [MHz]	Min 26 dB BW [MHz]	Directional Gain [dBi]	Power Limit [dBm]	PPSD Limit [dBm/MHz]
HE20	36	5180	19.02	-5.43	23.79	11.00
	40	5200	18.41		23.65	
	48	5240	18.89		23.76	
HE40	38	5190	19.76		23.96	
	46	5230	19.26		23.85	
HE80	42	5210	19.84		23.98	

Included in Calculations of Corr'd [Power & PPSD]				
Duty Cycle CF [dB]	HE20	26T	0.00	dB
		52T	0.16	dB
		106T	0.33	dB
		242T	0.67	dB
		SU	0.71	dB
	HE40	26T	0.00	dB
		52T	0.16	dB
		106T	0.33	dB
		242T	0.67	dB
		484T	1.12	dB
		SU	1.19	dB
	HE80	26T	0.00	dB
		52T	0.16	dB
		106T	0.33	dB
		242T	0.67	dB
		484T	1.13	dB
		996T	1.75	dB
		SU	1.87	dB

UL Korea, Ltd. Confidential
This report shall not be reproduced except in full, without the written approval of UL Korea, Ltd.

Output Power Results

Mode	Channel	Frequency [MHz]	Tones	RU offset	Meas Power [dBm]		Total Corr'd Power [dBm]	Power Limit [dBm]
					ANT1	ANT2		
HE20	36	5180	26T	0	7.68	7.49	10.60	23.79
				4	7.90	7.62	10.77	
				8	7.64	7.51	10.59	
			52T	37	8.90	8.74	11.99	
				38	9.15	8.85	12.17	
				40	8.92	8.70	11.98	
			106T	53	9.26	8.98	12.46	
				54	9.23	8.95	12.43	
			242T	61	12.98	12.63	16.49	
			SU	-	15.59	15.56	19.30	
	40	5200	26T	0	7.73	7.60	10.68	23.65
				4	7.95	7.75	10.86	
				8	7.58	7.55	10.58	
			52T	37	8.91	8.73	11.99	
				38	9.05	8.75	12.07	
				40	8.77	8.70	11.91	
			106T	53	9.18	8.96	12.41	
				54	9.16	8.98	12.41	
			242T	61	13.03	12.66	16.53	
			SU	-	15.63	15.57	19.32	
	48	5240	26T	0	7.71	7.53	10.63	23.76
				4	8.06	7.70	10.89	
				8	7.70	7.35	10.54	
			52T	37	9.03	8.75	12.06	
				38	9.16	8.88	12.19	
				40	8.98	8.63	11.98	
			106T	53	9.31	8.90	12.45	
				54	9.28	8.86	12.42	
			242T	61	13.09	12.61	16.54	
			SU	-	15.79	15.54	19.39	

* Calculation of Output Power : Total Corr'd Power = Ant1 Power + Ant2 Power + Duty CF [dB]

UL Korea, Ltd. Confidential
This report shall not be reproduced except in full, without the written approval of UL Korea, Ltd.

Mode	Channel	Frequency [MHz]	Tones	RU offset	Meas Power [dBm]		Total Corr'd Power [dBm]	Power Limit [dBm]
					ANT1	ANT2		
HE40	38	5190	26T	0	8.55	8.05	11.32	23.96
				9	8.10	7.85	10.99	
				17	8.45	8.23	11.35	
			52T	37	8.64	8.10	11.55	
				41	8.04	7.83	11.11	
				44	8.59	8.26	11.60	
			106T	53	8.83	8.35	11.94	
				54	9.42	8.93	12.52	
				56	8.65	8.44	11.89	
			242T	61	10.13	9.65	13.58	
				62	10.03	9.65	13.52	
			484T	65	10.48	10.07	14.41	
			SU	-	12.67	12.35	16.71	
	46	5230	26T	0	8.59	8.09	11.36	23.85
				9	8.34	7.95	11.16	
				17	8.50	8.21	11.37	
			52T	37	8.66	8.15	11.58	
				41	8.22	7.83	11.20	
				44	8.68	8.28	11.65	
			106T	53	8.83	8.28	11.90	
				54	9.42	8.84	12.48	
				56	8.87	8.41	11.99	
			242T	61	10.08	9.43	13.45	
				62	10.09	9.68	13.57	
			484T	65	10.61	10.08	14.48	
			SU	-	12.74	12.33	16.74	
HE80	42	5210	26T	0	7.42	7.02	10.23	23.98
				18	7.60	7.15	10.39	
				36	7.28	6.90	10.10	
			52T	37	8.77	8.28	11.70	
				45	7.86	7.56	10.88	
				52	8.69	8.30	11.67	
			106T	53	8.82	8.35	11.93	
				57	9.13	8.74	12.28	
				60	8.71	8.37	11.88	
			242T	61	8.73	8.27	12.19	
				62	8.87	8.47	12.35	
				64	8.81	8.36	12.27	
			484T	65	8.17	7.72	12.09	
				66	8.25	7.84	12.19	
			996T	67	7.61	7.18	12.16	
			SU	-	11.14	10.56	15.74	

* Calculation of Output Power : Total Corr'd Power = Ant1 Power + Ant2 Power + Duty CF [dB]

UL Korea, Ltd. Confidential
This report shall not be reproduced except in full, without the written approval of UL Korea, Ltd.

PPSD Results

Actual RBW	Ref. Bandwidth	Corr'd factor
100 kHz	1000 kHz	10.00 dB

Mode	Channel	Frequency [MHz]	Tones	RU offset	Meas PPSD [dBm/MHz]		Corr'd PPSD [dBm/MHz]	Power Limit [dBm/MHz]
					ANT1	ANT2		
HE20	36	5180	26T	0	-4.29	-5.68	8.08	11.00
				4	-3.94	-5.32	8.43	
				8	-4.26	-5.65	8.11	
			SU	-	-5.00	-5.62	8.42	
	40	5200	26T	0	-4.60	-5.54	7.97	
				4	-4.34	-5.42	8.16	
				8	-4.45	-5.70	7.98	
			SU	-	-5.18	-6.24	8.04	
	48	5240	26T	0	-4.59	-5.71	7.90	
				4	-4.38	-5.15	8.26	
				8	-4.48	-5.49	8.05	
			SU	-	-4.92	-5.75	8.40	
HE40	38	5190	26T	0	-3.60	-4.14	9.15	
				9	-4.30	-4.71	8.51	
				17	-3.50	-4.11	9.21	
			SU	-	-10.38	-8.84	4.66	
	46	5230	26T	0	-3.97	-4.57	8.75	
				9	-4.31	-4.78	8.47	
				17	-3.55	-4.24	9.13	
			SU	-	-9.67	-8.76	5.01	
HE80	42	5210	26T	0	-5.35	-5.33	7.67	
				18	-4.71	-5.31	8.01	
				36	-5.09	-5.44	7.75	
			SU	-	-12.80	-14.63	1.26	

* Calculation of PPSD result : Total Corr'd PPSD = Ant1 PPSD + Ant2 PPSD + Duty CF [dB] + Corr'd factor [dB]

UL Korea, Ltd. Suwon Laboratory FORM ID: FCC_15E(03)
218 Maeyeong-ro, Yeongtong-gu, Suwon-si, Gyeonggi-do, 16675 Korea TEL: (031) 337-9902,FAX: (031) 213-5433
UL Korea, Ltd. Confidential
This report shall not be reproduced except in full, without the written approval of UL Korea, Ltd.

10.2.7. 802.11ax 2Tx (MIMO) MODE 5.3 GHz BAND

Bandwidth and Antenna Gain, Limits

Mode	Channel	Frequency [MHz]	Min 26 dB BW [MHz]	Directional Gain [dBi]	Power Limit [dBm]	PPSD Limit [dBm/MHz]
HE20	52	5260	18.92	-4.58	23.77	11.00
	60	5300	18.54		23.68	
	64	5320	18.58		23.69	
HE40	54	5270	18.13		23.58	
	62	5310	19.50		23.90	
HE80	58	5290	19.89		23.99	

Included in Calculations of Corr'd [Power & PPSD]				
Duty Cycle CF [dB]	HE20	26T	0.00	dB
		52T	0.16	dB
		106T	0.33	dB
		242T	0.67	dB
		SU	0.71	dB
	HE40	26T	0.00	dB
		52T	0.16	dB
		106T	0.33	dB
		242T	0.67	dB
		484T	1.12	dB
		SU	1.19	dB
	HE80	26T	0.00	dB
		52T	0.16	dB
		106T	0.33	dB
		242T	0.67	dB
		484T	1.13	dB
		996T	1.75	dB
		SU	1.87	dB

UL Korea, Ltd. Confidential
This report shall not be reproduced except in full, without the written approval of UL Korea, Ltd.

Output Power Results

Mode	Channel	Frequency [MHz]	Tones	RU offset	Meas Power [dBm]		Total Corr'd Power [dBm]	Power Limit [dBm]
					ANT1	ANT2		
HE20	52	5260	26T	0	7.90	7.37	10.65	23.77
				4	8.02	7.39	10.73	
				8	7.72	7.13	10.45	
			52T	37	9.07	8.42	11.93	
				38	9.15	8.49	12.00	
				40	8.95	8.41	11.86	
			106T	53	9.36	8.71	12.39	
				54	9.28	8.78	12.38	
			242T	61	13.13	12.51	16.51	
			SU	-	15.76	15.60	19.40	
	60	5300	26T	0	7.94	7.24	10.61	23.68
				4	8.12	7.43	10.80	
				8	7.80	7.06	10.46	
			52T	37	9.13	8.35	11.93	
				38	9.26	8.44	12.04	
				40	8.96	8.31	11.82	
			106T	53	9.49	8.69	12.45	
				54	9.39	8.63	12.37	
			242T	61	13.17	12.44	16.50	
			SU	-	15.80	15.58	19.41	
	64	5320	26T	0	8.00	7.20	10.63	23.69
				4	8.17	7.40	10.81	
				8	7.79	7.07	10.46	
			52T	37	9.20	8.39	11.98	
				38	9.30	8.55	12.11	
				40	9.00	8.37	11.87	
			106T	53	9.49	8.70	12.45	
				54	9.39	8.62	12.36	
			242T	61	13.24	12.47	16.55	
			SU	-	15.89	15.56	19.45	

* Calculation of Output Power : Total Corr'd Power = Ant1 Power + Ant2 Power + Duty CF [dB]

UL Korea, Ltd. Confidential
This report shall not be reproduced except in full, without the written approval of UL Korea, Ltd.

Mode	Channel	Frequency [MHz]	Tones	RU offset	Meas Power [dBm]		Total Corr'd Power [dBm]	Power Limit [dBm]
					ANT1	ANT2		
HE40	54	5270	26T	0	8.75	7.95	11.38	23.58
				9	8.32	7.48	10.93	
				17	8.40	7.76	11.10	
			52T	37	8.76	7.99	11.56	
				41	8.24	7.43	11.02	
				44	8.54	7.82	11.37	
			106T	53	8.79	8.07	11.79	
				54	9.32	8.56	12.30	
				56	8.75	7.92	11.70	
			242T	61	10.09	9.26	13.38	
				62	10.06	9.20	13.33	
			484T	65	10.59	9.77	14.33	
			SU	-	12.77	12.18	16.69	
	62	5310	26T	0	8.81	7.93	11.40	23.90
				9	8.44	7.47	10.99	
				17	8.48	7.63	11.09	
			52T	37	8.82	7.94	11.57	
				41	8.27	7.42	11.04	
				44	8.57	7.77	11.36	
			106T	53	8.91	8.02	11.83	
				54	9.47	8.59	12.39	
				56	8.78	7.95	11.73	
			242T	61	10.28	9.39	13.54	
				62	10.18	9.25	13.42	
			484T	65	10.65	9.79	14.37	
			SU	-	12.87	12.13	16.72	
HE80	58	5290	26T	0	8.77	8.05	11.44	23.99
				18	8.99	8.26	11.65	
				36	8.58	7.87	11.25	
			52T	37	8.84	8.05	11.63	
				45	9.17	8.43	11.99	
				52	8.71	7.88	11.49	
			106T	53	8.86	8.10	11.84	
				57	9.12	8.32	12.08	
				60	8.79	7.98	11.74	
			242T	61	8.78	8.01	12.09	
				62	8.88	8.17	12.22	
				64	8.76	7.99	12.07	
			484T	65	8.22	7.44	11.99	
				66	8.32	7.36	12.01	
			996T	67	7.66	7.17	12.18	
			SU	-	11.16	10.63	15.78	

* Calculation of Output Power : Total Corr'd Power = Ant1 Power + Ant2 Power + Duty CF [dB]

UL Korea, Ltd. Suwon Laboratory FORM ID: FCC_15E(03)
218 Maeyeong-ro, Yeongtong-gu, Suwon-si, Gyeonggi-do, 16675 Korea TEL: (031) 337-9902,FAX: (031) 213-5433
UL Korea, Ltd. Confidential
This report shall not be reproduced except in full, without the written approval of UL Korea, Ltd.

PPSD Results

Actual RBW	Ref. Bandwidth	Corr'd factor
100 kHz	1000 kHz	10.00 dB

Mode	Channel	Frequency [MHz]	Tones	RU offset	Meas PPSD [dBm/MHz]		Corr'd PPSD [dBm/MHz]	Power Limit [dBm/MHz]
					ANT1	ANT2		
HE20	52	5260	26T	0	-4.42	-5.51	8.08	11.00
				4	-4.21	-4.86	8.49	
				8	-4.43	-5.69	8.00	
			SU	-	-4.90	-5.76	8.41	
	60	5300	26T	0	-4.33	-5.65	8.07	
				4	-4.19	-5.53	8.20	
				8	-4.78	-6.07	7.63	
			SU	-	-4.49	-5.62	8.70	
	64	5320	26T	0	-4.52	-5.85	7.87	
				4	-4.17	-5.70	8.14	
				8	-4.80	-5.81	7.73	
			SU	-	-4.97	-5.87	8.33	
HE40	54	5270	26T	0	-3.10	-4.37	9.32	
				9	-4.04	-5.19	8.44	
				17	-3.76	-4.50	8.90	
			SU	-	-10.40	-9.10	4.50	
	62	5310	26T	0	-3.33	-4.58	9.10	
				9	-4.48	-5.26	8.16	
				17	-3.64	-4.73	8.86	
			SU	-	-9.94	-9.06	4.73	
HE80	58	5290	26T	0	-3.19	-4.27	9.32	
				18	-2.96	-4.18	9.49	
				36	-3.77	-4.89	8.72	
			SU	-	-13.53	-14.71	0.80	

* Calculation of PPSD result : Total Corr'd PPSD = Ant1 PPSD + Ant2 PPSD + Duty CF [dB] + Corr'd factor [dB]

UL Korea, Ltd. Confidential
This report shall not be reproduced except in full, without the written approval of UL Korea, Ltd.

10.2.8. 802.11ax 2Tx (MIMO) MODE 5.5 GHz BAND

Bandwidth and Antenna Gain, Limits

Mode	Channel	Frequency [MHz]	Min 26 dB BW [MHz]	Directional Gain [dBi]	Power Limit [dBm]	PPSD Limit [dBm/MHz]
HE20	100	5500	18.47	-2.99	23.66	11.00
	116	5580	19.02		23.79	
	140	5700	18.92		23.77	
HE40	102	5510	19.51		23.90	
	118	5590	19.51		23.90	
	134	5670	19.33		23.86	
HE80	106	5530	20.42		24.00	
	122	5610	20.48		24.00	

Included in Calculations of Corr'd [Power & PPSD]				
Duty Cycle CF [dB]	HE20	26T	0.00	dB
		52T	0.16	dB
		106T	0.33	dB
		242T	0.67	dB
		SU	0.71	dB
	HE40	26T	0.00	dB
		52T	0.16	dB
		106T	0.33	dB
		242T	0.67	dB
		484T	1.12	dB
		SU	1.19	dB
	HE80	26T	0.00	dB
		52T	0.16	dB
		106T	0.33	dB
		242T	0.67	dB
		484T	1.13	dB
		996T	1.75	dB
		SU	1.87	dB

UL Korea, Ltd. Confidential
This report shall not be reproduced except in full, without the written approval of UL Korea, Ltd.

Output Power Results

Mode	Channel	Frequency [MHz]	Tones	RU offset	Meas Power [dBm]		Total Corr'd Power [dBm]	Power Limit [dBm]
					ANT1	ANT2		
HE20	100	5500	26T	0	8.38	7.84	11.13	23.66
				4	8.54	7.93	11.26	
				8	8.11	7.58	10.86	
			52T	37	9.71	9.00	12.54	
				38	9.72	9.16	12.62	
				40	9.45	8.85	12.33	
			106T	53	9.56	8.92	12.59	
				54	9.45	8.80	12.48	
			242T	61	10.29	9.73	13.70	
			SU	-	12.13	11.55	15.57	
	116	5580	26T	0	8.65	7.90	11.30	23.79
				4	8.70	7.98	11.37	
				8	8.40	7.59	11.02	
			52T	37	8.49	7.77	11.32	
				38	8.73	7.86	11.49	
				40	9.64	8.91	12.46	
			106T	53	8.85	9.03	12.28	
				54	8.69	8.87	12.12	
			242T	61	9.51	9.81	13.34	
			SU	-	12.32	11.65	15.72	
	140	5700	26T	0	8.87	8.13	11.53	23.77
				4	8.99	8.23	11.64	
				8	8.73	7.90	11.35	
			52T	37	8.81	8.04	11.61	
				38	8.92	8.11	11.70	
				40	8.69	7.86	11.47	
			106T	53	9.13	9.31	12.56	
				54	8.96	9.12	12.38	
			242T	61	9.78	10.09	13.62	
			SU	-	12.60	11.75	15.92	

* Calculation of Output Power : Total Corr'd Power = Ant1 Power + Ant2 Power + Duty CF [dB]

UL Korea, Ltd. Confidential
This report shall not be reproduced except in full, without the written approval of UL Korea, Ltd.

Mode	Channel	Frequency [MHz]	Tones	RU offset	Meas Power [dBm]		Total Corr'd Power [dBm]	Power Limit [dBm]
					ANT1	ANT2		
HE40	102	5510	26T	0	8.06	7.29	10.70	23.90
				9	8.97	8.40	11.70	
				17	7.79	7.12	10.48	
			52T	37	8.03	7.30	10.85	
				41	9.03	8.26	11.83	
				44	8.04	7.27	10.84	
			106T	53	9.43	8.69	12.42	
				54	8.58	7.69	11.50	
				56	9.44	8.72	12.44	
			242T	61	8.29	7.59	11.63	
				62	8.39	7.77	11.77	
			484T	65	7.87	7.12	11.64	
			SU	-	11.05	10.71	15.08	
	118	5590	26T	0	8.02	7.30	10.69	23.90
				9	8.98	8.38	11.70	
				17	7.75	7.11	10.45	
			52T	37	8.09	7.30	10.88	
				41	8.99	8.22	11.79	
				44	7.93	7.17	10.74	
			106T	53	9.49	8.75	12.48	
				54	8.66	7.68	11.54	
				56	9.35	8.72	12.39	
			242T	61	8.40	7.59	11.69	
				62	8.45	7.81	11.82	
			484T	65	7.84	7.10	11.62	
			SU	-	11.11	10.52	15.03	
	134	5670	26T	0	8.27	7.46	10.89	23.86
				9	7.20	6.71	9.97	
				17	8.03	8.20	11.13	
			52T	37	8.32	7.48	11.09	
				41	9.19	8.45	12.01	
				44	8.05	7.31	10.87	
			106T	53	8.35	7.57	11.32	
				54	8.80	7.95	11.74	
				56	8.19	7.37	11.14	
			242T	61	8.59	7.73	11.86	
				62	8.63	7.84	11.93	
			484T	65	7.99	7.34	11.81	
			SU	-	11.33	10.71	15.23	

* Calculation of Output Power : Total Corr'd Power = Ant1 Power + Ant2 Power + Duty CF [dB]

UL Korea, Ltd. Suwon Laboratory FORM ID: FCC_15E(03)
218 Maeyeong-ro, Yeongtong-gu, Suwon-si, Gyeonggi-do, 16675 Korea TEL: (031) 337-9902,FAX: (031) 213-5433
UL Korea, Ltd. Confidential
This report shall not be reproduced except in full, without the written approval of UL Korea, Ltd.

Mode	Channel	Frequency [MHz]	Tones	RU offset	Meas Power [dBm]		Total Corr'd Power [dBm]	Power Limit [dBm]
					ANT1	ANT2		
HE80	106	5530	26T	0	8.04	7.25	10.67	24.00
				18	8.15	7.67	10.93	
				36	7.95	7.28	10.64	
			52T	37	8.05	7.30	10.86	
				45	8.64	7.99	11.50	
				52	7.88	7.35	10.79	
			106T	53	9.40	8.64	12.38	
				57	8.36	7.73	11.40	
				60	9.31	8.78	12.39	
			242T	61	9.18	8.54	12.55	
				62	9.30	8.66	12.67	
				64	8.14	7.48	11.50	
			484T	65	8.78	8.08	12.58	
				66	8.79	8.28	12.68	
			996T	67	8.23	7.60	12.69	
			SU	-	10.34	9.69	14.91	
	122	5610	26T	0	8.31	7.46	10.92	24.00
				18	8.20	7.57	10.91	
				36	8.02	7.38	10.72	
			52T	37	8.21	7.42	11.00	
				45	8.64	7.90	11.46	
				52	8.08	7.42	10.93	
			106T	53	9.64	8.78	12.57	
				57	8.58	7.79	11.54	
				60	9.49	8.83	12.51	
			242T	61	8.14	7.24	11.39	
				62	8.09	7.23	11.36	
				64	8.18	7.46	11.52	
			484T	65	7.42	6.62	11.18	
				66	7.44	6.68	11.22	
			996T	67	6.95	6.17	11.34	
			SU	-	10.38	9.63	14.90	

* Calculation of Output Power : Total Corr'd Power = Ant1 Power + Ant2 Power + Duty CF [dB]

UL Korea, Ltd. Confidential
This report shall not be reproduced except in full, without the written approval of UL Korea, Ltd.

PPSD Results

Actual RBW	Ref. Bandwidth	Corr'd factor
100 kHz	1000 kHz	10.00 dB

Mode	Channel	Frequency [MHz]	Tones	RU offset	Meas PPSD [dBm/MHz]		Corr'd PPSD [dBm/MHz]	Power Limit [dBm/MHz]
					ANT1	ANT2		
HE20	100	5500	26T	0	-4.28	-4.97	8.40	11.00
				4	-4.15	-4.72	8.59	
				8	-4.33	-4.93	8.39	
			SU	-	-8.68	-9.09	4.84	
	116	5580	26T	0	-3.78	-5.16	8.60	
				4	-3.22	-4.61	9.15	
				8	-3.74	-5.50	8.48	
			SU	-	-8.65	-9.65	4.60	
	140	5700	26T	0	-4.28	-5.73	8.07	
				4	-3.63	-5.46	8.56	
				8	-4.16	-5.51	8.23	
			SU	-	-9.19	-9.83	4.23	
HE40	102	5510	26T	0	-4.52	-4.96	8.27	
				9	-3.75	-4.04	9.12	
				17	-4.66	-5.16	8.11	
			SU	-	-9.46	-10.50	4.25	
	118	5590	26T	0	-4.09	-5.12	8.43	
				9	-3.82	-4.28	8.96	
				17	-4.66	-5.31	8.04	
			SU	-	-9.86	-10.79	3.90	
	134	5670	26T	0	-4.61	-5.55	7.96	
				9	-5.06	-6.33	7.36	
				17	-4.58	-5.45	8.02	
			SU	-	-10.29	-11.49	3.36	
HE80	106	5530	26T	0	-4.53	-5.17	8.17	
				18	-4.14	-5.10	8.42	
				36	-4.30	-5.20	8.28	
			SU	-	-15.02	-14.81	-0.03	
	122	5610	26T	0	-3.70	-4.36	8.99	
				18	-4.47	-5.39	8.11	
				36	-4.75	-5.48	7.91	
			SU	-	-14.70	-15.53	-0.22	

* Calculation of PPSD result : Total Corr'd PPSD = Ant1 PPSD + Ant2 PPSD + Duty CF [dB] + Corr'd factor [dB]

UL Korea, Ltd. Confidential
This report shall not be reproduced except in full, without the written approval of UL Korea, Ltd.

10.2.9.802.11ax 2Tx (MIMO) MODE STRADDLE CHANNEL

Bandwidth and Antenna Gain, Limits

Frequency [MHz]	Portion	Min 26 dB BW [MHz]	Directional Gain [dBi]	Power Limit [dBm]	PPSD Limit
5720(HE20)	UNII-2C	14.97	-2.99	22.75	11.00 [dBm/MHz]
	UNII-3	4.02	-4.94	30.00	30.00 [dBm/500kHz]
5710(HE40)	UNII-2C	15.17	-2.99	22.81	11.00 [dBm/MHz]
	UNII-3	4.14	-4.94	30.00	30.00 [dBm/500kHz]
5690(HE80)	UNII-2C	16.70	-2.99	23.23	11.00 [dBm/MHz]
	UNII-3	4.69	-4.94	30.00	30.00 [dBm/500kHz]

Included in Calculations of Corr'd Power & PPSD				
Duty Cycle CF [dB]	HE20	26T	0.00	dB
		SU	0.71	dB
	HE40	26T	0.00	dB
		SU	1.19	dB
	HE80	26T	0.00	dB
		SU	1.87	dB

Output Power Results

Frequency [MHz]	Portion	Tones	RU offset	Meas Power [dBm]		Total Corr'd Power [dBm]	Power Limit [dBm]
				ANT1	ANT2		
5720	UNII-2C	26T	6	7.43	6.73	10.10	22.75
		SU	-	11.13	10.77	14.68	
	UNII-3	26T	6	1.03	0.27	3.67	30.00
		SU	-	5.86	5.28	9.30	
5710	UNII-2C	26T	16	-1.23	-2.27	1.29	22.81
		SU	-	11.06	10.40	14.94	
	UNII-3	26T	16	8.11	7.32	10.74	30.00
		SU	-	0.90	-0.07	4.64	
5690	UNII-2C	26T	35	-2.54	-3.25	0.13	23.23
		SU	-	10.49	9.56	14.93	
	UNII-3	26T	35	8.03	7.54	10.80	30.00
		SU	-	-4.17	-4.50	0.55	

* Calculation of Output Power : Total Corr'd Power = Ant1 Power + Ant2 Power + Duty CF [dB]

UL Korea, Ltd. Confidential
This report shall not be reproduced except in full, without the written approval of UL Korea, Ltd.

PPSD Results

Band	Actual RBW	Ref. Bandwidth	Corr'd factor
UNII-2C	100 kHz	1000 kHz	10.00 dB
UNII-3	100 kHz	500 kHz	6.99 dB

Frequency [MHz]	Portion	Tones	RU offset	Meas PPSD [dBm/MHz]		Total Corr'd PPSD [dBm/MHz]	Power Limit [dBm/MHz]
				ANT1	ANT2		
5720	UNII-2C	26T	6	-3.97	-4.79	8.65	11.00
		SU	-	-8.50	-9.06	4.95	
	*UNII-3	26T	6	-4.27	-4.40	5.67	30.00
		SU	-	-8.37	-9.53	1.80	
5710	UNII-2C	26T	16	-4.39	-5.26	8.21	11.00
		SU	-	-12.39	-13.37	1.35	
	*UNII-3	26T	16	-4.00	-4.78	5.63	30.00
		SU	-	-12.83	-13.08	-1.76	
5690	UNII-2C	26T	35	-5.38	-5.56	7.54	11.00
		SU	-	-14.76	-14.69	0.16	
	*UNII-3	26T	35	-4.25	-4.89	5.44	30.00
		SU	-	-17.13	-17.66	-2.50	

Note: * For UNII-3, the unit of PPSD is [dBm/500kHz].
Calculation of PPSD result : Total Corr'd PPSD = Ant1 PPSD + Ant2 PPSD + Duty CF [dB] + Corr'd factor [dB]

UL Korea, Ltd. Confidential
This report shall not be reproduced except in full, without the written approval of UL Korea, Ltd.

10.2.10. 802.11ax 2Tx (MIMO) MODE 5.8 GHz BAND

Bandwidth and Antenna Gain, Limits

Mode	Channel	Frequency [MHz]	Directional Gain [dBi]	Power Limit [dBm]	PPSD Limit [dBm/MHz]
HE20	149	5745	-4.94	30.00	30.00
	157	5785			
	165	5825			
HE40	151	5755			
	159	5795			
HE80	155	5775			

Included in Calculations of Corr'd [Power & PPSD]				
Duty Cycle CF [dB]	HE20	26T	0.00	dB
		52T	0.16	dB
		106T	0.33	dB
		242T	0.67	dB
		SU	0.71	dB
	HE40	26T	0.00	dB
		52T	0.16	dB
		106T	0.33	dB
		242T	0.67	dB
		484T	1.12	dB
		SU	1.19	dB
	HE80	26T	0.00	dB
		52T	0.16	dB
		106T	0.33	dB
		242T	0.67	dB
		484T	1.13	dB
		996T	1.75	dB
		SU	1.87	dB

UL Korea, Ltd. Confidential
This report shall not be reproduced except in full, without the written approval of UL Korea, Ltd.

Output Power Results

Mode	Channel	Frequency [MHz]	Tones	RU offset	Meas Power [dBm]		Total Corr'd Power [dBm]	Power Limit [dBm]
					ANT1	ANT2		
HE20	149	5745	26T	0	8.98	8.86	11.93	30.00
				4	8.99	8.97	11.99	
				8	8.70	8.53	11.63	
			52T	37	8.89	8.73	11.98	
				38	9.10	8.86	12.15	
				40	8.68	8.51	11.77	
			106T	53	9.09	8.92	12.35	
				54	9.00	8.68	12.18	
			242T	61	12.88	12.51	16.38	
			SU	-	15.64	15.34	19.21	
	157	5785	26T	0	8.91	8.65	11.79	
				4	8.97	8.99	11.99	
				8	8.78	8.58	11.69	
			52T	37	8.90	8.65	11.95	
				38	9.27	8.82	12.22	
				40	8.83	8.42	11.80	
			106T	53	9.21	8.79	12.35	
				54	9.09	8.70	12.24	
			242T	61	12.94	12.41	16.36	
			SU	-	15.81	15.27	19.27	
	165	5825	26T	0	8.88	8.68	11.79	
				4	8.99	8.95	11.98	
				8	8.65	8.60	11.64	
			52T	37	8.73	8.62	11.85	
				38	8.97	8.95	12.13	
				40	8.68	8.60	11.81	
			106T	53	9.17	8.83	12.34	
				54	9.09	8.74	12.26	
			242T	61	12.88	12.50	16.37	
			SU	-	15.63	15.28	19.18	

* Calculation of Output Power : Total Corr'd Power = Ant1 Power + Ant2 Power + Duty CF [dB]

UL Korea, Ltd. Confidential
This report shall not be reproduced except in full, without the written approval of UL Korea, Ltd.

Mode	Channel	Frequency [MHz]	Tones	RU offset	Meas Power [dBm]		Total Corr'd Power [dBm]	Power Limit [dBm]
					ANT1	ANT2		
HE40	151	5755	26T	0	8.57	8.11	11.36	30.00
				9	7.97	7.11	10.57	
				17	8.33	7.89	11.13	
			52T	37	8.59	8.18	11.56	
				41	9.26	8.94	12.27	
				44	8.54	8.09	11.49	
			106T	53	8.61	8.25	11.77	
				54	9.10	8.67	12.23	
				56	8.55	8.17	11.70	
			242T	61	9.88	9.39	13.32	
				62	9.97	9.47	13.41	
			484T	65	10.42	9.85	14.27	
			SU	-	13.72	12.99	17.57	
	159	5795	26T	0	8.09	7.89	11.00	
				9	8.36	7.32	10.88	
				17	7.93	7.69	10.82	
			52T	37	8.37	8.05	11.38	
				41	8.39	7.36	11.08	
				44	8.14	7.82	11.15	
			106T	53	8.53	8.18	11.70	
				54	9.24	8.87	12.40	
				56	8.40	8.00	11.54	
			242T	61	9.97	9.51	13.43	
				62	9.96	9.46	13.40	
			484T	65	10.36	9.93	14.28	
			SU	-	13.70	13.08	17.60	
HE80	155	5775	26T	0	8.52	8.25	11.40	
				18	8.73	8.40	11.58	
				36	8.48	8.10	11.30	
			52T	37	8.54	8.26	11.57	
				45	9.13	8.74	12.11	
				52	8.51	8.10	11.48	
			106T	53	8.48	8.23	11.70	
				57	9.03	8.53	12.13	
				60	8.53	8.13	11.67	
			242T	61	8.36	8.11	11.92	
				62	8.49	8.21	12.03	
				64	8.60	8.23	12.10	
			484T	65	7.93	7.52	11.87	
				66	7.95	7.57	11.90	
			996T	67	7.46	6.63	11.83	
			SU	-	11.97	11.10	16.44	

* Calculation of Output Power : Total Corr'd Power = Ant1 Power + Ant2 Power + Duty CF [dB]

UL Korea, Ltd. Suwon Laboratory FORM ID: FCC_15E(03)
218 Maeyeong-ro, Yeongtong-gu, Suwon-si, Gyeonggi-do, 16675 Korea TEL: (031) 337-9902,FAX: (031) 213-5433
UL Korea, Ltd. Confidential
This report shall not be reproduced except in full, without the written approval of UL Korea, Ltd.

PPSD Results

Actual RBW	Ref. Bandwidth	Corr'd factor
100 kHz	500 kHz	6.99 dB

Mode	Channel	Frequency [MHz]	Tones	RU offset	Meas PPSD [dBm/MHz]		Corr'd PPSD [dBm/MHz]	Power Limit [dBm/MHz]
					ANT1	ANT2		
HE20	149	5745	26T	0	-3.67	-4.32	6.02	30.00
				4	-3.59	-4.04	6.19	
				8	-3.97	-4.45	5.80	
			SU	-	-5.63	-6.42	4.71	
	157	5785	26T	0	-3.60	-4.59	5.93	
				4	-3.46	-4.13	6.22	
				8	-3.80	-4.54	5.85	
			SU	-	-5.07	-5.95	5.22	
	165	5825	26T	0	-4.09	-4.25	5.83	
				4	-3.29	-4.14	6.31	
				8	-3.90	-4.35	5.88	
			SU	-	-5.07	-5.93	5.23	
HE40	151	5755	26T	0	-4.08	-4.29	5.82	
				9	-4.39	-5.73	4.99	
				17	-4.15	-4.32	5.77	
			SU	-	-9.82	-8.06	2.33	
	159	5795	26T	0	-3.65	-4.21	6.08	
				9	-4.00	-5.53	5.30	
				17	-4.34	-4.42	5.62	
			SU	-	-9.47	-7.63	2.73	
HE80	155	5775	26T	0	-4.01	-4.19	5.90	
				18	-3.92	-3.92	6.08	
				36	-4.31	-4.00	5.85	
			SU	-	-12.62	-14.24	-1.49	

* Calculation of PPSD result : Total Corr'd PPSD = Ant1 PPSD + Ant2 PPSD + Duty CF [dB] + Corr'd factor [dB]

UL Korea, Ltd. Confidential
This report shall not be reproduced except in full, without the written approval of UL Korea, Ltd.

10.2.11. TEST PLOT_802.11ax 1Tx (SISO) MODE 5.2 GHz BAND

Band	**UNII-1**
Mode	**HE20**
Frequency	**5180 MHz**
Ant	**1**

0RU

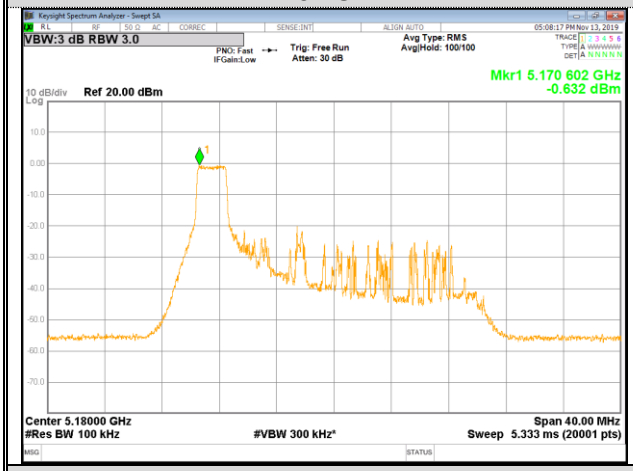

4RU

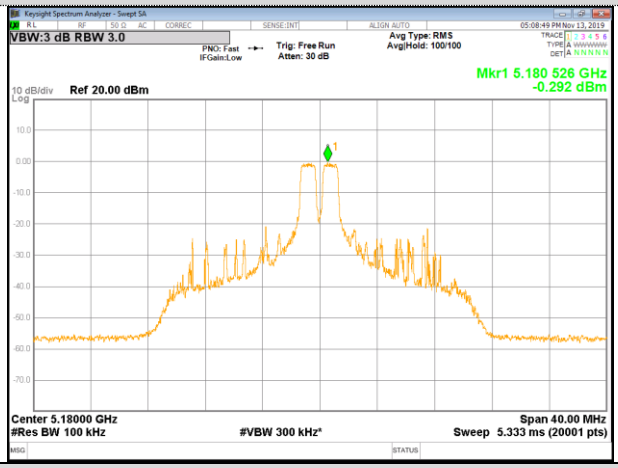

8RU

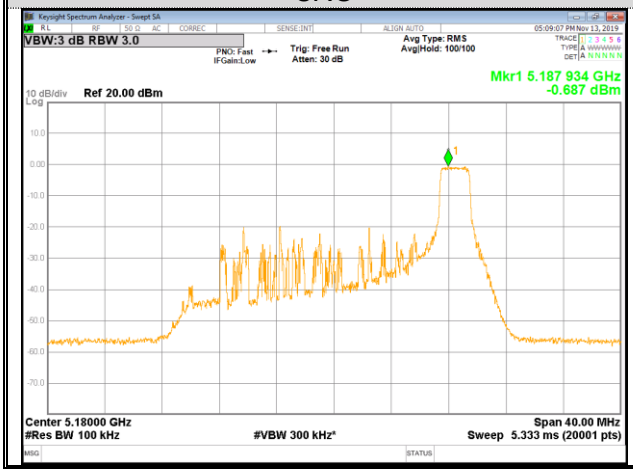

SU

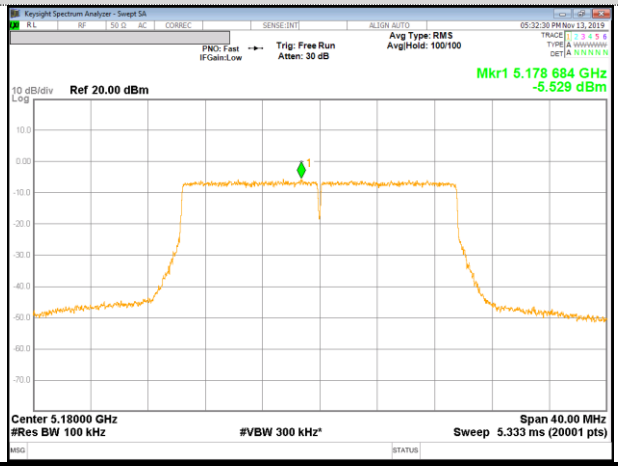

UL Korea, Ltd. Confidential
This report shall not be reproduced except in full, without the written approval of UL Korea, Ltd.

Band	**UNII-1**
Mode	**HE20**
Frequency	**5200 MHz**
Ant	**1**

0RU

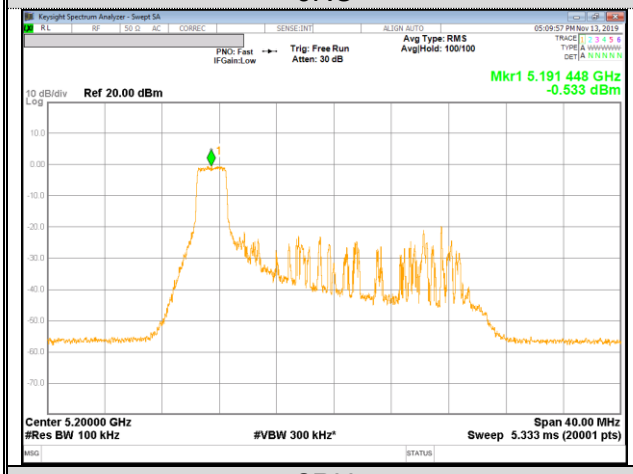

4RU

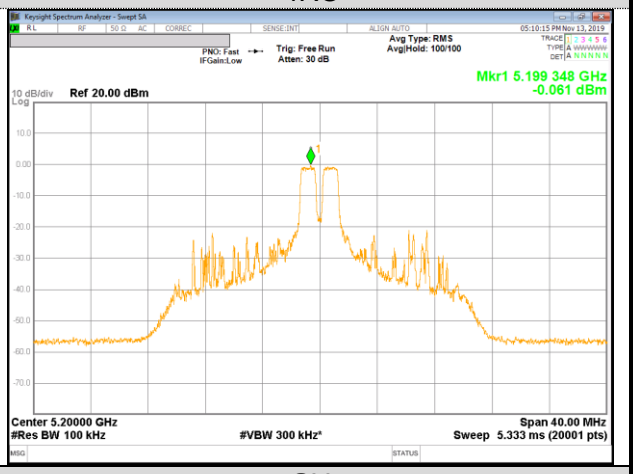

8RU

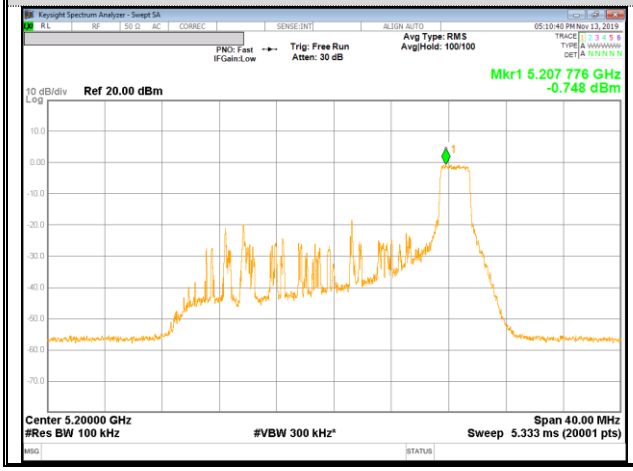

SU

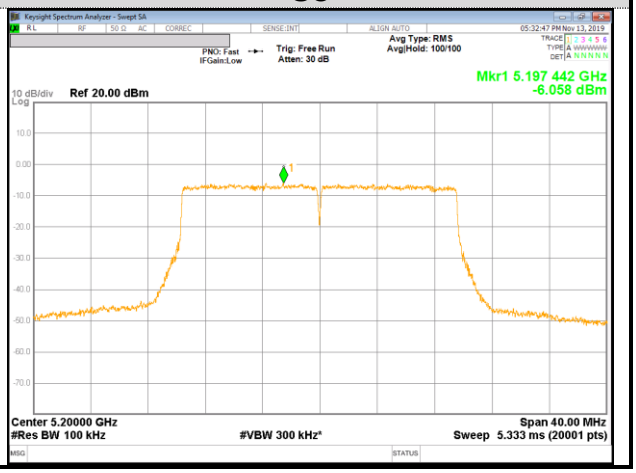

UL Korea, Ltd. Confidential
This report shall not be reproduced except in full, without the written approval of UL Korea, Ltd.

Band	**UNII-1**
Mode	**HE20**
Frequency	**5240 MHz**
Ant	**1**

0RU

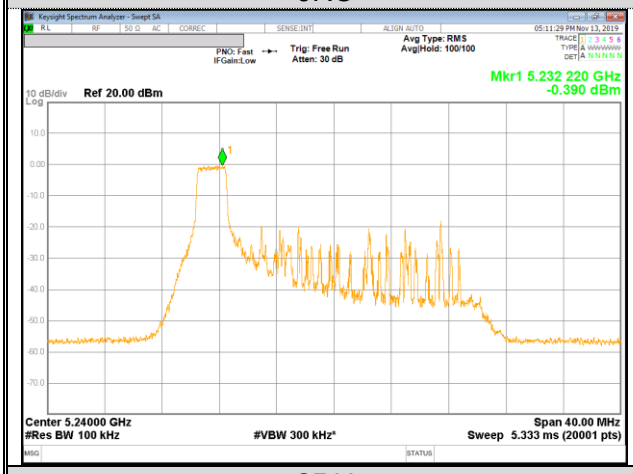

4RU

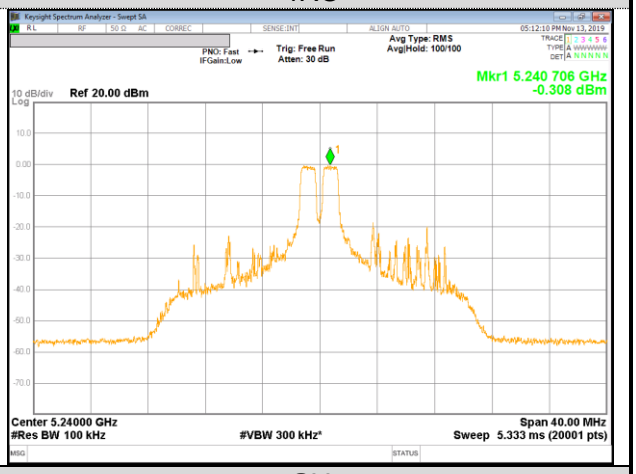

8RU

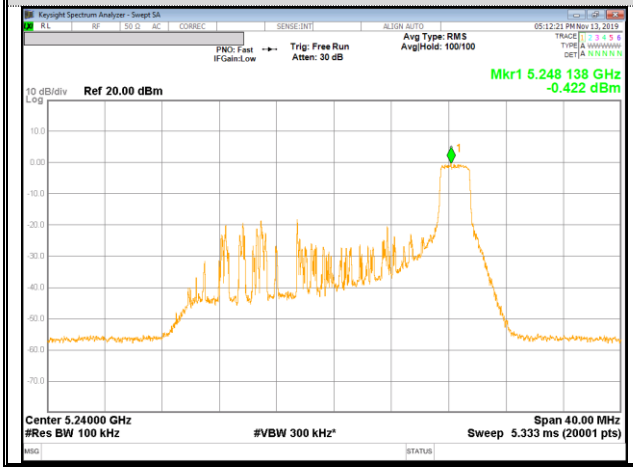

SU

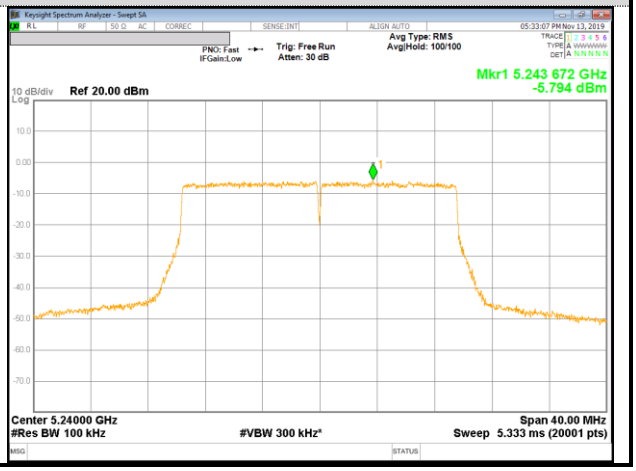

UL Korea, Ltd. Confidential
This report shall not be reproduced except in full, without the written approval of UL Korea, Ltd.