PCTEST
7185 Oakland Mills Road, Columbia, MD 21046 USA
Tel. 410.290.6652 / Fax 410.290.6654
http://www.pctest.com



MEASUREMENT REPORT
FCC PART 15.407 UNII 802.11a/n/ac/ax

Applicant Name:
Samsung Electronics Co., Ltd.
129, Samsung-ro,
Yeongtong-gu, Suwon-si
Gyeonggi-do, 16677, Korea

Date of Testing:
10/22/2019 - 1/28/2020
Test Site/Location:
PCTEST Lab. Columbia, MD, USA
Test Report Serial No.:
1M1911260209-06.A3L

FCC ID:	**A3LSMG981JPN**
APPLICANT:	**Samsung Electronics Co., Ltd.**

Application Type:	Certification
Model:	SC-51A
Additional Model(s):	SCG01
EUT Type:	Portable Handset
Frequency Range:	5180 – 5825MHz
FCC Classification:	Unlicensed National Information Infrastructure (UNII)
FCC Rule Part(s):	Part 15 Subpart E (15.407)
Test Procedure(s):	ANSI C63.10-2013, KDB 789033 D02 v02r01, KDB 648474 D03 v01r04, KDB 662911 D01 v02r01

This equipment has been shown to be capable of compliance with the applicable technical standards as indicated in the measurement report and was tested in accordance with the measurement procedures specified in ANSI C63.10-2013 and KDB 789033 D02 v02r01. Test results reported herein relate only to the item(s) tested.

I attest to the accuracy of data. All measurements reported herein were performed by me or were made under my supervision and are correct to the best of my knowledge and belief. I assume full responsibility for the completeness of these measurements and vouch for the qualifications of all persons taking them.

Randy Ortanez
President

ACCREDITED
TESTING CERT#2041.01

© 2020 PCTEST V 9.0 02/01/2019
All rights reserved. Unless otherwise specified, no part of this report may be reproduced or utilized in any part, form or by any means, electronic or mechanical, including photocopying and microfilm, without permission in writing from PCTEST. If you have any questions about this international copyright or have an enquiry about obtaining additional rights to this report or assembly of contents thereof, please contact INFO@PCTEST.COM.

TABLE OF CONTENTS

1.0 INTRODUCTION 4
1.1 Scope 4
1.2 PCTEST Test Location 4
1.3 Test Facility / Accreditations 4
2.0 PRODUCT INFORMATION 5
2.1 Equipment Description 5
2.2 Device Capabilities 5
2.3 Test Configuration 7
2.4 EMI Suppression Device(s)/Modifications 7
3.0 DESCRIPTION OF TESTS 8
3.1 Evaluation Procedure 8
3.2 AC Line Conducted Emissions 8
3.3 Radiated Emissions 9
3.4 Environmental Conditions 9
4.0 ANTENNA REQUIREMENTS 10
5.0 MEASUREMENT UNCERTAINTY 11
6.0 TEST EQUIPMENT CALIBRATION DATA 12
7.0 TEST RESULTS 13
7.1 Summary 13
7.2 26dB Bandwidth Measurement – 802.11a/n/ac 14
7.3 6dB Bandwidth Measurement – 802.11a/n/ac 69
7.4 UNII Output Power Measurement – 802.11a/n/ac/ax 86
7.5 Maximum Power Spectral Density – 802.11a/n/ac/ax 96
7.6 Radiated Spurious Emission Measurements – Above 1GHz 170
7.5.1 SISO Antenna-1 Radiated Spurious Emission Measurements 173
7.5.2 SISO Antenna-2 Radiated Spurious Emission Measurements 183
7.5.3 MIMO/CDD Radiated Spurious Emission Measurements 192
7.5.4 Simultaneous Tx Radiated Spurious Emissions Measurements 203
7.5.5 SISO Antenna-1 Radiated Band Edge Measurements (20MHz BW) 209
7.5.6 SISO Antenna-1 Radiated Band Edge Measurements (40MHz BW) 211
7.5.7 SISO Antenna-1 Radiated Band Edge Measurements (80MHz BW) 213
7.5.8 SISO Antenna-2 Radiated Band Edge Measurements (20MHz BW) 215
7.5.9 SISO Antenna-2 Radiated Band Edge Measurements (40MHz BW) 217
7.5.10 SISO Antenna-2 Radiated Band Edge Measurements (80MHz BW) 219
7.5.11 MIMO Radiated Band Edge Measurements (20MHz BW) 221
7.5.12 MIMO Radiated Band Edge Measurements (40MHz BW) 224
7.5.13 MIMO Radiated Band Edge Measurements (80MHz BW) 227
7.7 Radiated Spurious Emissions Measurements – Below 1GHz 230
7.8 Line-Conducted Test Data 236
8.0 CONCLUSION 242

© 2020 PCTEST V 9.0 02/01/2019
All rights reserved. Unless otherwise specified, no part of this report may be reproduced or utilized in any part, form or by any means, electronic or mechanical, including photocopying and microfilm, without permission in writing from PCTEST. If you have any questions about this international copyright or have an enquiry about obtaining additional rights to this report or assembly of contents thereof, please contact INFO@PCTEST.COM.

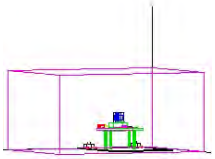

MEASUREMENT REPORT

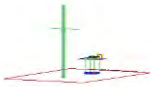

UNII Band	Channel Bandwidth (MHz)	Tx Frequency (MHz)	ANT1		ANT2		MIMO	
			Max. Power (mW)	Max. Power (dBm)	Max. Power (mW)	Max. Power (dBm)	Max. Power (mW)	Max. Power (dBm)
1	20	5180 - 5240	44.463	16.48	44.463	16.48	84.918	19.29
2A		5260 - 5320	44.463	16.48	41.879	16.22	84.140	19.25
2C		5500 - 5720	40.458	16.07	44.157	16.45	66.681	18.24
3		5745 - 5825	42.267	16.26	44.361	16.47	52.481	17.20
1	40	5190 - 5230	33.884	15.30	34.041	15.32	66.069	18.20
2A		5270 - 5310	35.563	15.51	38.371	15.84	72.778	18.62
2C		5510 - 5710	37.497	15.74	38.371	15.84	71.614	18.55
3		5755 - 5795	39.537	15.97	35.810	15.54	46.345	16.66
1	80	5210	19.770	12.96	19.454	12.89	39.264	15.94
2A		5290	20.091	13.03	21.038	13.23	41.115	16.14
2C		5530 - 5690	35.156	15.46	34.356	15.36	67.920	18.32
3		5775	35.563	15.51	36.728	15.65	46.774	16.70

EUT Overview

© 2020 PCTEST V 9.0 02/01/2019
All rights reserved. Unless otherwise specified, no part of this report may be reproduced or utilized in any part, form or by any means, electronic or mechanical, including photocopying and microfilm, without permission in writing from PCTEST. If you have any questions about this international copyright or have an enquiry about obtaining additional rights to this report or assembly of contents thereof, please contact INFO@PCTEST.COM.

1.0 INTRODUCTION

1.1 Scope

Measurement and determination of electromagnetic emissions (EMC) of radio frequency devices including intentional and/or unintentional radiators for compliance with the technical rules and regulations of the Federal Communications Commission and the Innovation, Science and Economic Development Canada.

1.2 PCTEST Test Location

These measurement tests were conducted at the PCTEST Engineering Laboratory, Inc. facility located at 7185 Oakland Mills Road, Columbia, MD 21046. The measurement facility is compliant with the test site requirements specified in ANSI C63.4-2014.

1.3 Test Facility / Accreditations

Measurements were performed at PCTEST Engineering Lab located in Columbia, MD 21046, U.S.A.

- PCTEST is an ISO 17025-2005 accredited test facility under the American Association for Laboratory Accreditation (A2LA) with Certificate number 2041.01 for Specific Absorption Rate (SAR), Hearing Aid Compatibility (HAC) testing, where applicable, and Electromagnetic Compatibility (EMC) testing for FCC and Innovation, Science, and Economic Development Canada rules.

- PCTEST TCB is a Telecommunication Certification Body (TCB) accredited to ISO/IEC 17065-2012 by A2LA (Certificate number 2041.03) in all scopes of FCC Rules and ISED Standards (RSS).

- PCTEST facility is a registered (2451B) test laboratory with the site description on file with ISED.

© 2020 PCTEST V 9.0 02/01/2019

All rights reserved. Unless otherwise specified, no part of this report may be reproduced or utilized in any part, form or by any means, electronic or mechanical, including photocopying and microfilm, without permission in writing from PCTEST. If you have any questions about this international copyright or have an enquiry about obtaining additional rights to this report or assembly of contents thereof, please contact INFO@PCTEST.COM.

2.0 PRODUCT INFORMATION

2.1 Equipment Description

The Equipment Under Test (EUT) is the **Samsung Portable Handset FCC ID: A3LSMG981JPN**. The test data contained in this report pertains only to the emissions due to the EUT's UNII transmitter.

Test Device Serial No.: 8633M, 8637M, 8645M, 8639M, 8621M

2.2 Device Capabilities

This device contains the following capabilities:

850/1900 GSM/GPRS/EDGE, 850 WCDMA/HSPA, Multi-band LTE, 802.11b/g/n/ax WLAN, 802.11a/n/ac/ax UNII, Bluetooth (1x, EDR, LE), NFC, ANT+, Wireless Power Transfer

Band 1		Band 2A		Band 2C		Band 3	
Ch.	Frequency (MHz)	Ch.	Frequency (MHz)	Ch.	Frequency (MHz)	Ch.	Frequency (MHz)
36	5180	52	5260	100	5500	149	5745
:	:	:	:	:	:	:	:
42	5210	56	5280	120	5600	157	5785
:	:	:	:	:	:	:	:
48	5240	64	5320	144	5720	165	5825

Table 2-1. 802.11a / 802.11n / 802.11ac / 802.11ax (20MHz) Frequency / Channel Operations

Band 1		Band 2A		Band 2C		Band 3	
Ch.	Frequency (MHz)	Ch.	Frequency (MHz)	Ch.	Frequency (MHz)	Ch.	Frequency (MHz)
38	5190	54	5270	102	5510	151	5755
:	:	:	:	:	:	:	:
46	5230	62	5310	118	5590	159	5795
				:	:		
				142	5710		

Table 2-2. 802.11n / 802.11ac / 802.11ax (40MHz BW) Frequency / Channel Operations

Band 1		Band 2A		Band 2C		Band 3	
Ch.	Frequency (MHz)	Ch.	Frequency (MHz)	Ch.	Frequency (MHz)	Ch.	Frequency (MHz)
42	5210	58	5290	106	5530	155	5775
				:	:		
				138	5690		

Table 2-3. 802.11ac / 802.11ax (80MHz BW) Frequency / Channel Operations

© 2020 PCTEST V 9.0 02/01/2019

All rights reserved. Unless otherwise specified, no part of this report may be reproduced or utilized in any part, form or by any means, electronic or mechanical, including photocopying and microfilm, without permission in writing from PCTEST. If you have any questions about this international copyright or have an enquiry about obtaining additional rights to this report or assembly of contents thereof, please contact INFO@PCTEST.COM.

Notes:

1. 5GHz NII operation is possible in 20MHz, and 40MHz, and 80MHz channel bandwidths. The maximum achievable duty cycles for all modes were determined based on measurements performed on a spectrum analyzer in zero-span mode with RBW = 8MHz, VBW = 50MHz, and detector = peak per the guidance of Section B)2)b) of ANSI C63.10-2013 and KDB 789033 D02 v02r01. The RBW and VBW were both greater than 50/T, where T is the minimum transmission duration, and the number of sweep points across T was greater than 100. The duty cycles are as follows:

Maximum Achievable Duty Cycles				
802.11 Mode/Band		ANT1	ANT2	MIMO
		Duty Cycle [%]	Duty Cycle [%]	Duty Cycle [%]
5GHz	a	99.7	99.3	99.3
	n (HT20)	99.3	99.3	99.3
	ac (HT20)	98.9	99.3	98.3
	ax (HT20)	99.1	99.1	97.7
	n (HT40)	98.5	98.2	95.7
	ac (HT40)	98.6	98.2	95.5
	ax (HT40)	98.2	97.3	95.4
	ac (HT80)	96.0	95.5	91.9
	ax (HT80)	95.5	95.8	92.0

Table 2-4. Measured Duty Cycles

2. The device employs MIMO technology. Below are the possible configurations.

WiFi Configurations		SISO		SDM		CDD	
		ANT1	ANT2	ANT1	ANT2	ANT1	ANT2
5GHz	11a	✓	✓	×	×	✓	✓
	11n/ac/ax (20MHz)	✓	✓	✓	✓	✓	✓
	11n/ac/ax (40MHz)	✓	✓	✓	✓	✓	✓
	11ac/ax (80MHz)	✓	✓	✓	✓	✓	✓

Table 2-5. Frequency / Channel Operations

✓= Support ; × = NOT Support
SISO = Single Input Single Output
SDM = Spatial Diversity Multiplexing – MIMO function
CDD = Cyclic Delay Diversity - 2Tx Function

3. This device supports simultaneous transmission operation, which allows for two SISO channels to operate independent of one another in the 2.4GHz (WLAN & BT) and 5GHz bands simultaneously on each antenna. The following tables show the worst case configurations determined during testing. The data for these configurations is contained in this test report. The BT + 5GHz case is not considered as worst case since the BT power is lower than the 2.4GHz WLAN power.

© 2020 PCTEST V 9.0 02/01/2019
All rights reserved. Unless otherwise specified, no part of this report may be reproduced or utilized in any part, form or by any means, electronic or mechanical, including photocopying and microfilm, without permission in writing from PCTEST. If you have any questions about this international copyright or have an enquiry about obtaining additional rights to this report or assembly of contents thereof, please contact INFO@PCTEST.COM.

Configuration 1: ANT1 transmitting in 2.4GHz mode and ANT2 in 5GHz mode

Description	2.4 GHz Emission	5 GHz Emission
Antenna	1	2
Channel	6	157
Operating Frequency (MHz)	2437	5785
Data Rate (Mbps)	1	MCS0
Mode	802.11b	802.11n

Table 2-6. Config-1 (ANT1 2.4GHz & ANT2 5GHz)

Configuration 2: ANT1 transmitting in 5GHz mode and ANT2 in 2.4GHz mode

Description	2.4 GHz Emission	5 GHz Emission
Antenna	2	1
Channel	6	157
Operating Frequency (MHz)	2437	5785
Data Rate (Mbps)	1	MCS0
Mode	802.11b	802.11n

Table 2-7. Config-2 (ANT1 5GHz & ANT2 2.4GHz)

Configuration 3: ANT1 and ANT2 both transmitting in 2.4GHz and 5GHz modes simultaneously

Description	2.4 GHz Emission	5 GHz Emission
Antenna	1, 2	1, 2
Channel	6	165
Operating Frequency (MHz)	2437	5825
Data Rate (Mbps)	MCS8	MCS8
Mode	802.11n	802.11n

Table 2-8. Config-3 (ANT1 MIMO & ANT2 MIMO)

2.3 Test Configuration

The EUT was tested per the guidance of KDB 789033 D02 v02r01. ANSI C63.10-2013 was used to reference the appropriate EUT setup for radiated spurious emissions testing and AC line conducted testing. See Sections 3.2 for AC line conducted emissions test setups, 3.3 for radiated emissions test setups, and 7.2, 7.3, 7.4, and 7.5 for antenna port conducted emissions test setups.

This device supports wireless charging capability and, thus, is subject to the test requirements of KDB 648474 D03 v01r04. Additional radiated spurious emission measurements were performed with the EUT lying flat on an authorized wireless charging pad (WCP) Model: EP-N5100 while operating under normal conditions in a simulated call or data transmission configuration. The worst case radiated emissions data is shown in this report.

2.4 EMI Suppression Device(s)/Modifications

No EMI suppression device(s) were added and/or no modifications were made during testing.

© 2020 PCTEST
All rights reserved. Unless otherwise specified, no part of this report may be reproduced or utilized in any part, form or by any means, electronic or mechanical, including photocopying and microfilm, without permission in writing from PCTEST. If you have any questions about this international copyright or have an enquiry about obtaining additional rights to this report or assembly of contents thereof, please contact INFO@PCTEST.COM.

3.0 DESCRIPTION OF TESTS

3.1 Evaluation Procedure

The measurement procedures described in the American National Standard of Procedures for Compliance Testing of Unlicensed Wireless Devices (ANSI C63.10-2013) and the guidance provided in KDB 789033 D02 v02r01 were used in the measurement of the EUT**.**

Deviation from measurement procedure……..…….....None

3.2 AC Line Conducted Emissions

The line-conducted facility is located inside a 10'x16'x9' shielded enclosure. The shielded enclosure is manufactured by ETS Lindgren RF Enclosures. The shielding effectiveness of the shielded room is in accordance with MIL-Std-285 or NSA 65-5. A 1m x 1.5m wooden table 80cm high is placed 40cm away from the vertical wall and 80cm away from the sidewall of the shielded room. Two 10kHz-30MHz, 50Ω/50μH Line-Impedance Stabilization Networks (LISNs) are bonded to the shielded room floor. Power to the LISNs is filtered by external high-current high-insertion loss power line filters. The external power line filter is an ETS Lindgren Model LPRX-4X30 (100dB Attenuation, 14kHz-18GHz) and the two EMI/RFI filters are ETS Lindgren Model LRW-2030-S1 (100dB Minimum Insertion Loss, 14kHz – 10GHz). These filters attenuate ambient signal noise from entering the measurement lines. These filters are also bonded to the shielded enclosure.

The EUT is powered from one LISN and the support equipment is powered from the second LISN. If the EUT is a DC-powered device, power will be derived from the source power supply it normally will be powered from and this supply line(s) will be connected to the second LISN. All interconnecting cables more than 1 meter were shortened to a 1 meter length by non-inductive bundling (serpentine fashion) and draped over the back edge of the test table. All cables were at least 40cm above the horizontal reference groundplane. Power cables for support equipment were routed down to the second LISN while ensuring that that cables were not draped over the second LISN.

Sufficient time for the EUT, support equipment, and test equipment was allowed in order for them to warm up to their normal operating condition. The RF output of the LISN was connected to the spectrum analyzer and exploratory measurements were made to determine the frequencies producing the maximum emission from the EUT. The spectrum was scanned from 150kHz to 30MHz with a spectrum analyzer. The detector function was set to peak mode for exploratory measurements while the bandwidth of the analyzer was set to 10kHz. The EUT, support equipment, and interconnecting cables were arranged and manipulated to maximize each emission. Once the worst case emissions have been identified, the one EUT cable configuration/arrangement and mode of operation that produced these emissions is used for final measurements on the same test site. The analyzer is set to CISPR quasi-peak and average detectors with a 9kHz resolution bandwidth for final measurements.

Line conducted emissions test results are shown in Section 7.8.

© 2020 PCTEST V 9.0 02/01/2019

All rights reserved. Unless otherwise specified, no part of this report may be reproduced or utilized in any part, form or by any means, electronic or mechanical, including photocopying and microfilm, without permission in writing from PCTEST. If you have any questions about this international copyright or have an enquiry about obtaining additional rights to this report or assembly of contents thereof, please contact INFO@PCTEST.COM.

3.3 Radiated Emissions

The radiated test facilities consisted of an indoor 3 meter semi-anechoic chamber used for final measurements and exploratory measurements, when necessary. The measurement area is contained within the semi-anechoic chamber which is shielded from any ambient interference. The test site inside the chamber is a 6m x 5.2m elliptical, obstruction-free area in accordance with Figure 5.7 of Clause 5 in ANSI C63.4-2014. Absorbers are arranged on the floor between the turn table and the antenna mast in such a way so as to maximize the reduction of reflections for measurements above 1GHz. An 80cm tall test table made of Styrodur is placed on top of the turn table. For measurements above 1GHz, an additional Styrodur pedestal is placed on top of the test table to bring the total table height to 1.5m.

For all measurements, the spectrum was scanned through all EUT azimuths and from 1 to 4 meter receive antenna height using a broadband antenna from 30MHz up to the upper frequency shown in 15.33 depending on the highest frequency generated or used in the device or on which the device operates or tunes. For frequencies above 1GHz, linearly polarized double ridge horn antennas were used. For frequencies below 30MHz, a calibrated loop antenna was used. When exploratory measurements were necessary, they were performed at 1 meter test distance inside the semi-anechoic chamber using broadband antennas, broadband amplifiers, and spectrum analyzers to determine the frequencies and modes producing the maximum emissions. Sufficient time for the EUT, support equipment, and test equipment was allowed in order for them to warm up to their normal operating condition. The test set-up was placed on top of the 1 x 1.5 meter table. The EUT, support equipment, and interconnecting cables were arranged and manipulated to maximize each emission. Appropriate precaution was taken to ensure that all emissions from the EUT were maximized and investigated. The system configuration, mode of operation, turntable azimuth, and receive antenna height was noted for each frequency found.

Final measurements were made in the semi-anechoic chamber using calibrated, linearly polarized broadband and horn antennas. The test setup was configured to the setup that produced the worst case emissions. The spectrum analyzer was set to investigate all frequencies required for testing to compare the highest radiated disturbances with respect to the specified limits. The turntable containing the EUT was rotated through 360 degrees and the height of the receive antenna was varied 1 to 4 meters and stopped at the azimuth and height producing the maximum emission. Each emission was maximized by changing the orientation of the EUT through three orthogonal planes and changing the polarity of the receive antenna, whichever produced the worst-case emissions.

All radiated measurements are performed in a chamber that meets the site requirements per ANSI C63.4-2014. Additionally, radiated emissions below 30MHz are also validated on an Open Area Test Site to assert correlation with the chamber measurements per the requirements of KDB 474788 D01.

3.4 Environmental Conditions

The temperature is controlled within range of 15°C to 35°C. The relative humidity is controlled within range of 10% to 75%. The atmospheric pressure is monitored within the range 86-106kPa (860-1060mbar).

© 2020 PCTEST V 9.0 02/01/2019

All rights reserved. Unless otherwise specified, no part of this report may be reproduced or utilized in any part, form or by any means, electronic or mechanical, including photocopying and microfilm, without permission in writing from PCTEST. If you have any questions about this international copyright or have an enquiry about obtaining additional rights to this report or assembly of contents thereof, please contact INFO@PCTEST.COM.

4.0 ANTENNA REQUIREMENTS

Excerpt from §15.203 of the FCC Rules/Regulations:
"An intentional radiator antenna shall be designed to ensure that no antenna other than that furnished by the responsible party can be used with the device. The use of a permanently attached antenna or of an antenna that uses a unique coupling to the intentional radiator shall be considered sufficient to comply with the provisions of this section."

- The antennas of the EUT are **permanently attached.**
- There are no provisions for connection to an external antenna.

Conclusion:

The EUT complies with the requirement of §15.203.

© 2020 PCTEST V 9.0 02/01/2019
All rights reserved. Unless otherwise specified, no part of this report may be reproduced or utilized in any part, form or by any means, electronic or mechanical, including photocopying and microfilm, without permission in writing from PCTEST. If you have any questions about this international copyright or have an enquiry about obtaining additional rights to this report or assembly of contents thereof, please contact INFO@PCTEST.COM.

5.0 MEASUREMENT UNCERTAINTY

The measurement uncertainties shown below were calculated in accordance with the requirements of ANSI C63.10-2013. All measurement uncertainty values are shown with a coverage factor of k = 2 to indicate a 95% level of confidence. The measurement uncertainty shown below meets or exceeds the U_{CISPR} measurement uncertainty values specified in CISPR 16-4-2 and, thus, can be compared directly to specified limits to determine compliance.

Contribution	Expanded Uncertainty (±dB)
Conducted Bench Top Measurements	1.13
Line Conducted Disturbance	3.09
Radiated Disturbance (<1GHz)	4.98
Radiated Disturbance (>1GHz)	5.07
Radiated Disturbance (>18GHz)	5.09

© 2020 PCTEST
All rights reserved. Unless otherwise specified, no part of this report may be reproduced or utilized in any part, form or by any means, electronic or mechanical, including photocopying and microfilm, without permission in writing from PCTEST. If you have any questions about this international copyright or have an enquiry about obtaining additional rights to this report or assembly of contents thereof, please contact INFO@PCTEST.COM.

6.0 TEST EQUIPMENT CALIBRATION DATA

Test Equipment Calibration is traceable to the National Institute of Standards and Technology (NIST). Measurements antennas used during testing were calibrated in accordance to the requirements of ANSI C63.5-2017.

Manufacturer	Model	Description	Cal Date	Cal Interval	Cal Due	Serial Number
-	WL25-2	Conducted Cable Set (25GHz)	6/3/2019	Annual	6/3/2020	WL25-2
-	WL25-1	Conducted Cable Set (25GHz)	6/5/2019	Annual	6/5/2020	WL25-1
-	WL25-4	Conducted Cable Set (25GHz)	6/4/2019	Annual	6/4/2020	WL25-4
Agilent	N9030A	PXA Signal Analyzer (44GHz)	6/12/2019	Annual	6/12/2020	MY52350166
Agilent	N9020A	MXA Signal Analyzer	4/20/2019	Annual	4/20/2020	US46470561
Emco	3115	Horn Antenna (1-18GHz)	3/28/2018	Biennial	3/28/2020	9704-5182
Emco	3116	Horn Antenna (18 - 40GHz)	6/7/2018	Triennial	6/7/2021	9203-2178
Emco	3160-09	Small Horn (18 - 26.5GHz)	8/9/2018	Biennial	8/9/2020	00135427
Emco	3160-10	Small Horn (26.5 - 40GHz)	8/9/2018	Biennial	8/9/2020	00130993
ETS Lindgren	3117	1-18 GHz DRG Horn (Medium)	2/14/2019	Biennial	2/14/2021	125518
ETS-Lindgren	3816/2NM	Line Impedance Stabilization Network	6/18/2018	Biennial	6/18/2020	114451
Pasternack	NMLC-2	Line Conducted Emissions Cable (NM)	6/3/2019	Annual	6/3/2020	NMLC-2
Rohde & Schwarz	ESU26	EMI Test Receiver (26.5GHz)	6/5/2019	Annual	6/5/2020	100342
Rohde & Schwarz	FSW67	Signal / Spectrum Analyzer	5/6/2019	Annual	5/6/2020	103200
Seekonk	NC-100	Torque Wrench 8in-lb	5/9/2018	Biennial	5/9/2020	N/A
Sunol	JB5	Bi-Log Antenna (30M - 5GHz)	4/19/2018	Biennial	4/19/2020	A051107

Table 6-1. Annual Test Equipment Calibration Schedule

Note:

For equipment listed above that has a calibration date or calibration due date that falls within the test date range, care was taken to ensure that this equipment was used after the calibration date and before the calibration due date.

© 2020 PCTEST
All rights reserved. Unless otherwise specified, no part of this report may be reproduced or utilized in any part, form or by any means, electronic or mechanical, including photocopying and microfilm, without permission in writing from PCTEST. If you have any questions about this international copyright or have an enquiry about obtaining additional rights to this report or assembly of contents thereof, please contact INFO@PCTEST.COM.

7.0 TEST RESULTS

7.1 Summary

Company Name: Samsung Electronics Co., Ltd.
FCC ID: A3LSMG981JPN
FCC Classification: Unlicensed National Information Infrastructure (UNII)

FCC Part Section(s)	RSS Section(s)	Test Description	Test Limit	Test Condition	Test Result	Reference
N/A	RSS-Gen [6.6]	26dB Bandwidth	N/A	CONDUCTED	PASS	Section 7.2
15.407(e)	RSS-Gen [6.6]	6dB Bandwidth	>500kHz(5725-5850MHz)		PASS	Section 7.3
15.407 (a.1.iv), (a.2), (a.3)	RSS-247 [6.2]	Maximum Conducted Output Power	Maximum conducted powers must meet the limits detailed in 15.407 (a) (RSS-247 [6.2])		PASS	Section 7.4
15.407 (a.1.iv), (a.2), (a.3)	RSS-247 [6.2]	Maximum Power Spectral Density	Maximum power spectral density must meet the limits detailed in 15.407 (a) (RSS-247 [6.2])		PASS	Section 7.5
15.407(h)	RSS-247 [6.3]	Dynamic Frequency Selection	See DFS Test Report		PASS	See DFS Test Report
15.407(b.1), (2), (3), (4)	RSS-247 [6.2]	Undesirable Emissions	Undesirable emissions must meet the limits detailed in 15.407(b) (RSS-247 [6.2])	RADIATED	PASS	Section 7.6
15.205, 15.407(b.1), (4), (5), (6)	RSS-Gen [8.9]	General Field Strength Limits (Restricted Bands and Radiated Emission Limits)	Emissions in restricted bands must meet the radiated limits detailed in 15.209 (RSS-Gen [8.9])		PASS	Section 7.6, 7.7
15.407	RSS-Gen [8.8]	AC Conducted Emissions 150kHz – 30MHz	< FCC 15.207 (RSS-Gen [8.8]) limits	LINE CONDUCTED	PASS	Section 7.8

Table 7-1. Summary of Test Results

Notes:

1) All channels, modes, and modulations/data rates were investigated among all UNII bands. The test results shown in the following sections represent the worst case emissions.
2) The analyzer plots shown in this section were all taken with a correction table loaded into the analyzer. The correction table was used to account for the losses of the cables and attenuators used as part of the system to connect the EUT to the analyzer at all frequencies of interest.
3) All antenna port conducted emissions testing was performed on a test bench with the antenna port of the EUT connected to the spectrum analyzer through calibrated cables and attenuators.
4) For conducted spurious emissions, automated test software was used to measure emissions and capture the corresponding plots necessary to show compliance. The measurement software utilized is PCTEST "UNII Automation," Version 4.7.
5) For radiated band edge, automated test software was used to measure emissions and capture the corresponding plots necessary to show compliance. The measurement software utilized is PCTEST "Chamber Automation," Version 1.3.1.

© 2020 PCTEST V 9.0 02/01/2019
All rights reserved. Unless otherwise specified, no part of this report may be reproduced or utilized in any part, form or by any means, electronic or mechanical, including photocopying and microfilm, without permission in writing from PCTEST. If you have any questions about this international copyright or have an enquiry about obtaining additional rights to this report or assembly of contents thereof, please contact INFO@PCTEST.COM.

7.2 26dB Bandwidth Measurement – 802.11a/n/ac/ax

RSS-Gen [6.2]

Test Overview and Limit

The bandwidth at 26dB down from the highest in-band spectral density is measured with a spectrum analyzer connected to the antenna terminal while the EUT is operating at its maximum duty cycle, at its maximum power control level, as defined in ANSI C63.10-2013 and KDB 789033 D02 v02r01, and at the appropriate frequencies. The spectrum analyzer's bandwidth measurement function is configured to measure the 26dB bandwidth.

The 26dB bandwidth is used to determine the conducted power limits.

Test Procedure Used

ANSI C63.10-2013 – Section 12.4
KDB 789033 D02 v02r01 – Section C

Test Settings

1. The signal analyzers' automatic bandwidth measurement capability was used to perform the 26dB bandwidth measurement. The "X" dB bandwidth parameter was set to X = 26. The automatic bandwidth measurement function also has the capability of simultaneously measuring the 99% occupied bandwidth. The bandwidth measurement was not influenced by any intermediate power nulls in the fundamental emission.
2. RBW = approximately 1% of the emission bandwidth
3. VBW $\geq$ 3 x RBW
4. Detector = Peak
5. Trace mode = max hold

Test Setup

The EUT and measurement equipment were set up as shown in the diagram below.

Figure 7-1. Test Instrument & Measurement Setup

Test Notes

None.

© 2020 PCTEST V 9.0 02/01/2019
All rights reserved. Unless otherwise specified, no part of this report may be reproduced or utilized in any part, form or by any means, electronic or mechanical, including photocopying and microfilm, without permission in writing from PCTEST. If you have any questions about this international copyright or have an enquiry about obtaining additional rights to this report or assembly of contents thereof, please contact INFO@PCTEST.COM.

SISO Antenna-1 26 dB Bandwidth Measurements

	Frequency [MHz]	Channel No.	802.11 Mode	Data Rate [Mbps]	Measured 26dB Bandwidth [MHz]
Band 1	5180	36	a	6	25.87
	5200	40	a	6	30.09
	5240	48	a	6	28.99
	5180	36	n (20MHz)	6.5/7.2 (MCS0)	31.25
	5200	40	n (20MHz)	6.5/7.2 (MCS0)	39.58
	5240	48	n (20MHz)	6.5/7.2 (MCS0)	36.88
	5180	36	ax (20MHz)	6.5/7.2 (MCS0)	21.69
	5200	40	ax (20MHz)	6.5/7.2 (MCS0)	21.65
	5240	48	ax (20MHz)	6.5/7.2 (MCS0)	21.68
	5190	38	n (40MHz)	13.5/15 (MCS0)	65.85
	5230	46	n (40MHz)	13.5/15 (MCS0)	73.14
	5190	38	ax (40MHz)	13.5/15 (MCS0)	40.17
	5230	46	ax (40MHz)	13.5/15 (MCS0)	39.70
	5210	42	ac (80MHz)	29.3/32.5 (MCS0)	80.45
	5210	42	ax (80MHz)	29.3/32.5 (MCS0)	81.00
Band 2A	5260	52	a	6	29.50
	5280	56	a	6	30.57
	5320	64	a	6	25.82
	5260	52	n (20MHz)	6.5/7.2 (MCS0)	31.56
	5280	56	n (20MHz)	6.5/7.2 (MCS0)	39.43
	5320	64	n (20MHz)	6.5/7.2 (MCS0)	28.37
	5260	52	ax (20MHz)	6.5/7.2 (MCS0)	21.67
	5280	56	ax (20MHz)	6.5/7.2 (MCS0)	21.54
	5320	64	ax (20MHz)	6.5/7.2 (MCS0)	21.47
	5270	54	n (40MHz)	13.5/15 (MCS0)	72.95
	5310	62	n (40MHz)	13.5/15 (MCS0)	54.08
	5270	54	ax (40MHz)	13.5/15 (MCS0)	39.89
	5310	62	ax (40MHz)	13.5/15 (MCS0)	4.27
	5290	58	ac (80MHz)	29.3/32.5 (MCS0)	80.10
	5290	58	ax (80MHz)	29.3/32.5 (MCS0)	75.48
Band 2C	5500	100	a	6	27.32
	5600	120	a	6	31.29
	5720	144	a	6	30.57
	5500	100	n (20MHz)	6.5/7.2 (MCS0)	28.15
	5600	120	n (20MHz)	6.5/7.2 (MCS0)	35.20
	5720	144	n (20MHz)	6.5/7.2 (MCS0)	34.53
	5500	100	ax (20MHz)	6.5/7.2 (MCS0)	21.75
	5600	120	ax (20MHz)	6.5/7.2 (MCS0)	34.53
	5720	144	ax (20MHz)	6.5/7.2 (MCS0)	27.20
	5510	102	n (40MHz)	13.5/15 (MCS0)	75.48
	5550	110	n (40MHz)	13.5/15 (MCS0)	85.63
	5710	142	n (40MHz)	13.5/15 (MCS0)	82.29
	5510	102	ax (40MHz)	13.5/15 (MCS0)	62.37
	5590	118	ax (40MHz)	13.5/15 (MCS0)	69.01
	5710	142	ax (40MHz)	13.5/15 (MCS0)	71.68
	5530	106	ac (80MHz)	29.3/32.5 (MCS0)	97.75
	5610	122	ac (80MHz)	29.3/32.5 (MCS0)	126.60
	5690	138	ac (80MHz)	29.3/32.5 (MCS0)	124.70
	5530	106	ax (80MHz)	29.3/32.5 (MCS0)	81.17
	5610	122	ax (80MHz)	29.3/32.5 (MCS0)	119.20
	5690	138	ax (80MHz)	29.3/32.5 (MCS0)	122.20

Table 7-2. Conducted Bandwidth Measurements SISO ANT1

© 2020 PCTEST V 9.0 02/01/2019

All rights reserved. Unless otherwise specified, no part of this report may be reproduced or utilized in any part, form or by any means, electronic or mechanical, including photocopying and microfilm, without permission in writing from PCTEST. If you have any questions about this international copyright or have an enquiry about obtaining additional rights to this report or assembly of contents thereof, please contact INFO@PCTEST.COM.

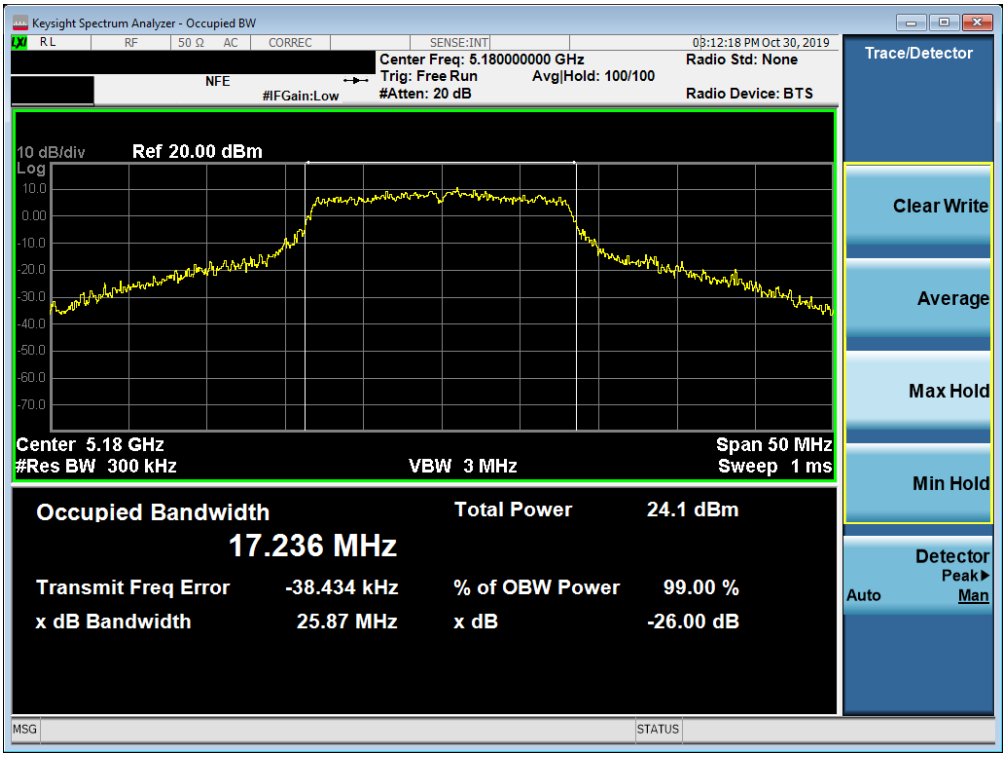

Plot 7-1. 26dB Bandwidth Plot SISO ANT1 (802.11a (UNII Band 1) – Ch. 36)

Plot 7-2. 26dB Bandwidth Plot SISO ANT1 (802.11a (UNII Band 1) – Ch. 40)

© 2020 PCTEST
All rights reserved. Unless otherwise specified, no part of this report may be reproduced or utilized in any part, form or by any means, electronic or mechanical, including photocopying and microfilm, without permission in writing from PCTEST. If you have any questions about this international copyright or have an enquiry about obtaining additional rights to this report or assembly of contents thereof, please contact INFO@PCTEST.COM.

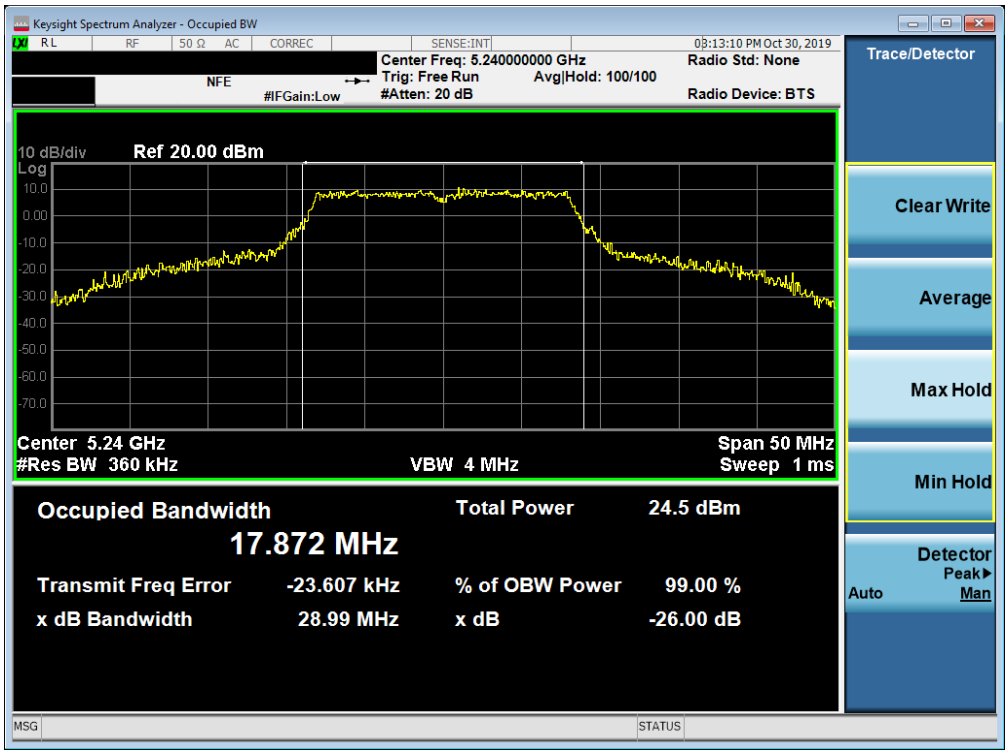

Plot 7-3. 26dB Bandwidth Plot SISO ANT1 (802.11a (UNII Band 1) – Ch. 48)

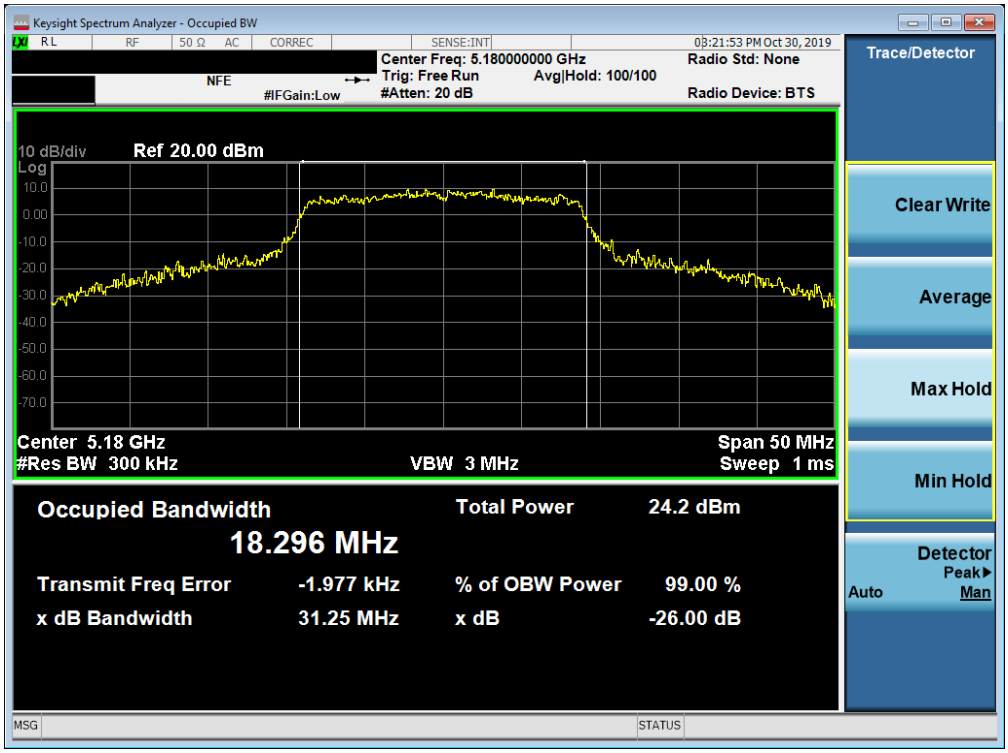

Plot 7-4. 26dB Bandwidth Plot SISO ANT1 (20MHz BW 802.11n (UNII Band 1) – Ch. 36)

© 2020 PCTEST V 9.0 02/01/2019
All rights reserved. Unless otherwise specified, no part of this report may be reproduced or utilized in any part, form or by any means, electronic or mechanical, including photocopying and microfilm, without permission in writing from PCTEST. If you have any questions about this international copyright or have an enquiry about obtaining additional rights to this report or assembly of contents thereof, please contact INFO@PCTEST.COM.

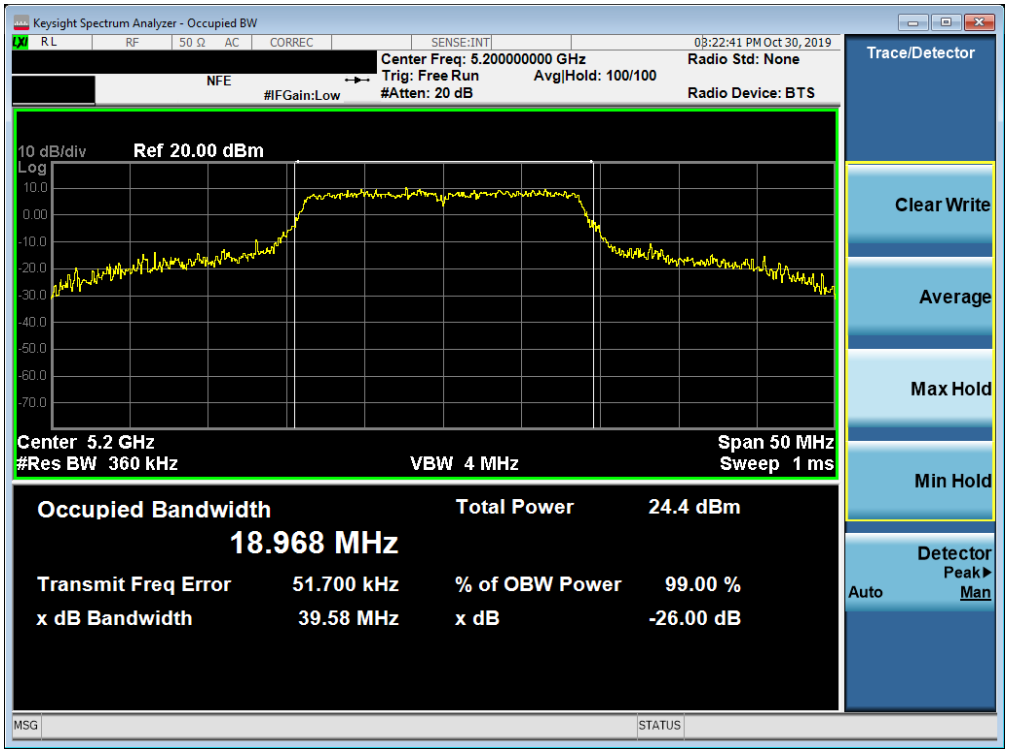

Plot 7-5. 26dB Bandwidth Plot SISO ANT1 (20MHz BW 802.11n (UNII Band 1) – Ch. 40)

Plot 7-6. 26dB Bandwidth Plot SISO ANT1 (20MHz BW 802.11n (UNII Band 1) – Ch. 48)

© 2020 PCTEST
All rights reserved. Unless otherwise specified, no part of this report may be reproduced or utilized in any part, form or by any means, electronic or mechanical, including photocopying and microfilm, without permission in writing from PCTEST. If you have any questions about this international copyright or have an enquiry about obtaining additional rights to this report or assembly of contents thereof, please contact INFO@PCTEST.COM.

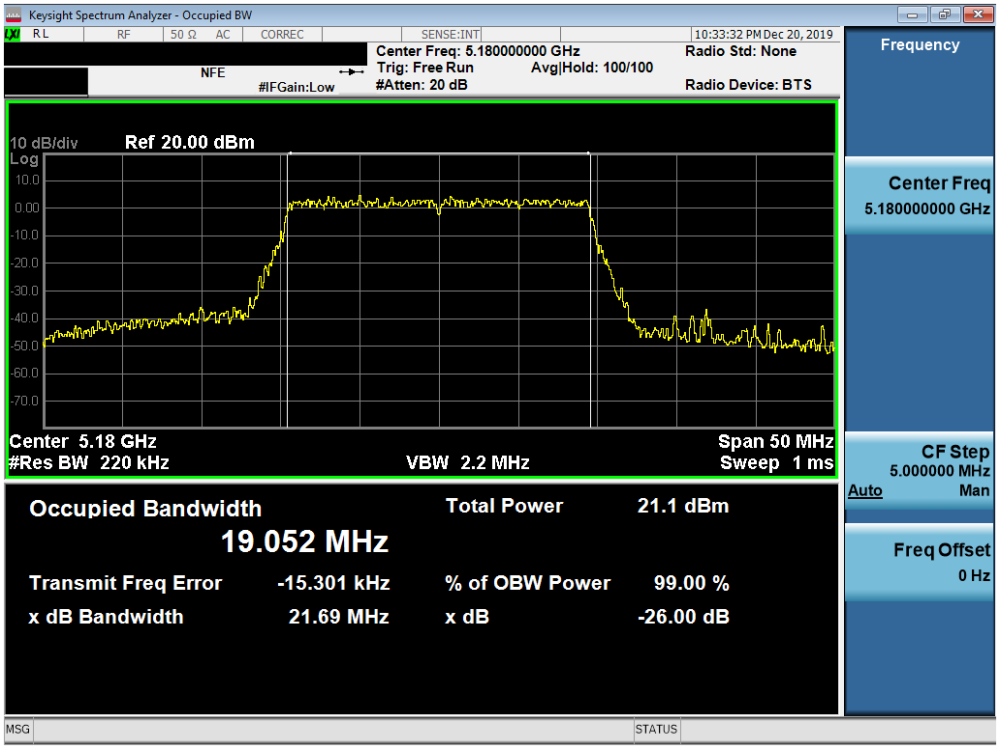

Plot 7-7. 26dB Bandwidth Plot SISO ANT1 (20MHz BW 802.11ax (UNII Band 1) – Ch. 36)

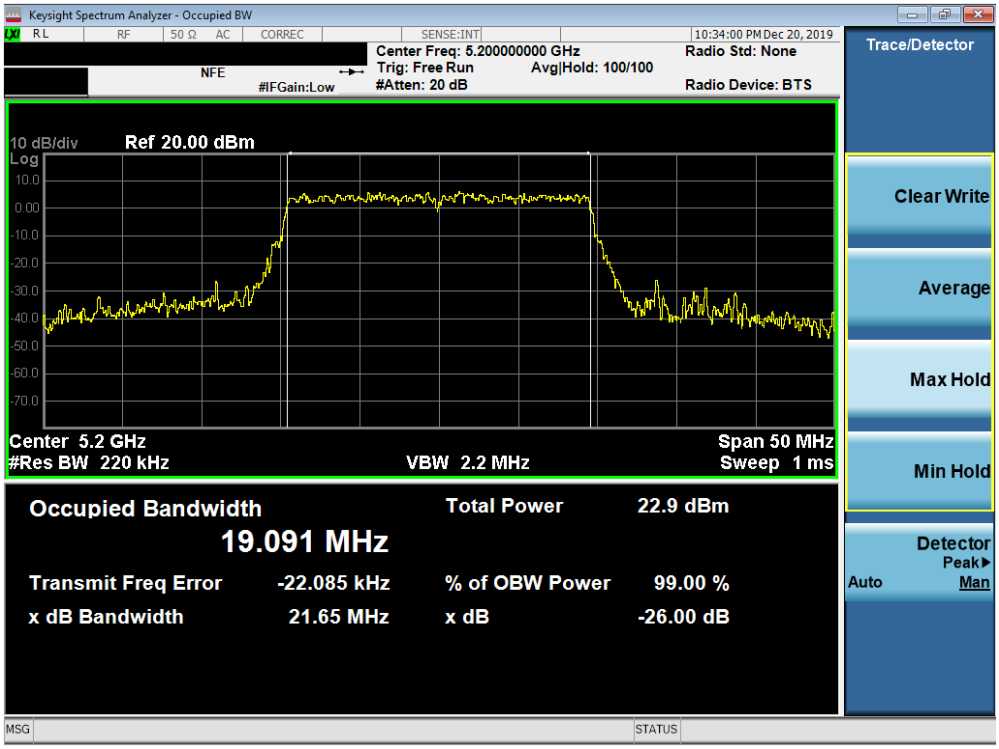

Plot 7-8. 26dB Bandwidth Plot SISO ANT1 (20MHz BW 802.11ax (UNII Band 1) – Ch. 40)

© 2020 PCTEST
All rights reserved. Unless otherwise specified, no part of this report may be reproduced or utilized in any part, form or by any means, electronic or mechanical, including photocopying and microfilm, without permission in writing from PCTEST. If you have any questions about this international copyright or have an enquiry about obtaining additional rights to this report or assembly of contents thereof, please contact INFO@PCTEST.COM.

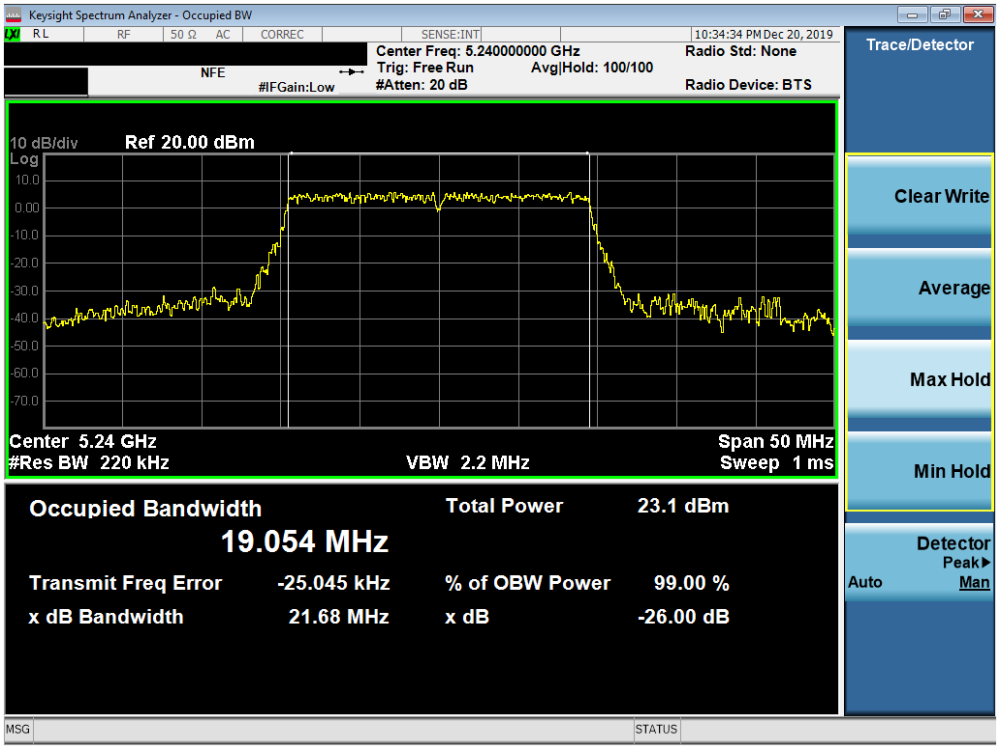

Plot 7-9. 26dB Bandwidth Plot SISO ANT1 (20MHz BW 802.11ax (UNII Band 1) – Ch. 48)

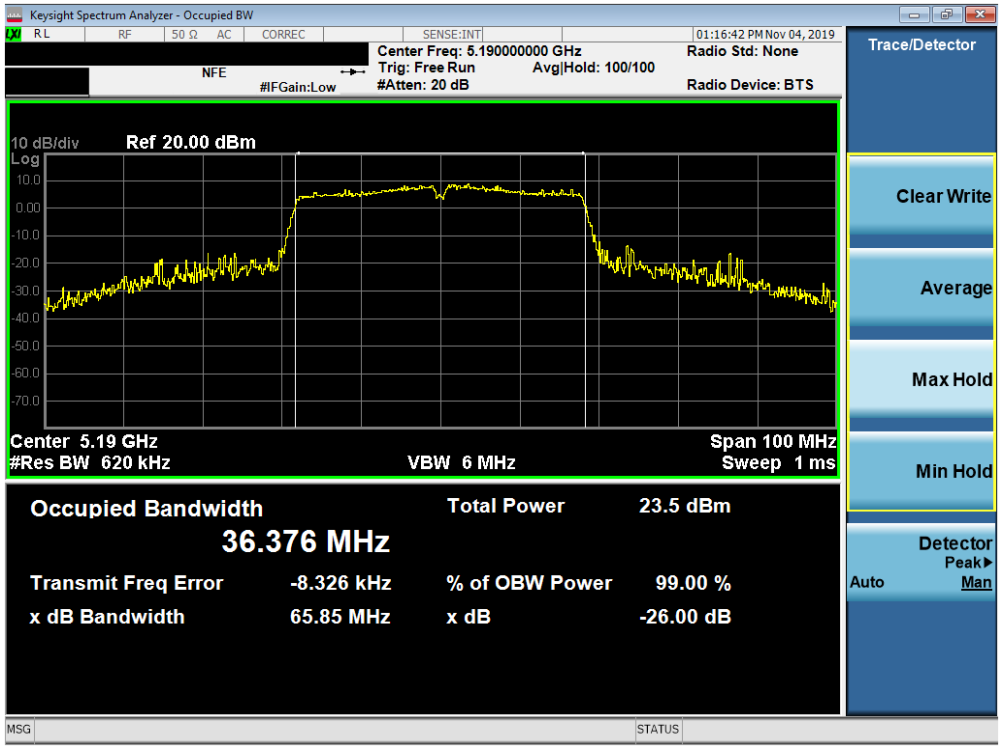

Plot 7-10. 26dB Bandwidth Plot SISO ANT1 (40MHz BW 802.11n (UNII Band 1) – Ch. 38)

© 2020 PCTEST
All rights reserved. Unless otherwise specified, no part of this report may be reproduced or utilized in any part, form or by any means, electronic or mechanical, including photocopying and microfilm, without permission in writing from PCTEST. If you have any questions about this international copyright or have an enquiry about obtaining additional rights to this report or assembly of contents thereof, please contact INFO@PCTEST.COM.

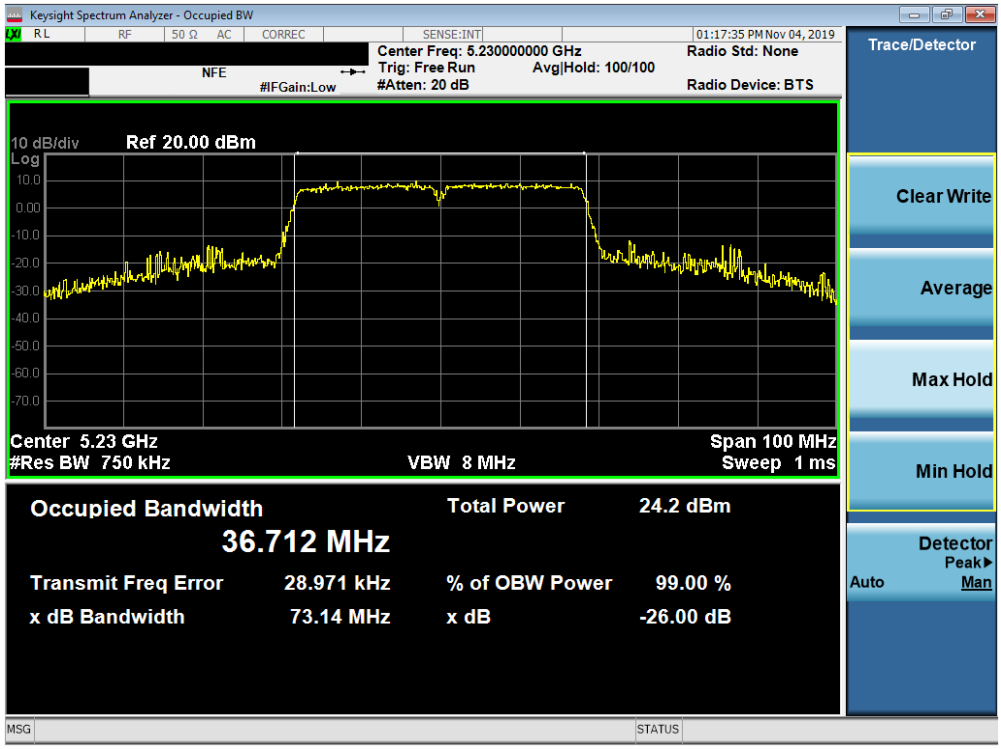

Plot 7-11. 26dB Bandwidth Plot SISO ANT1 (40MHz BW 802.11n (UNII Band 1) – Ch. 46)

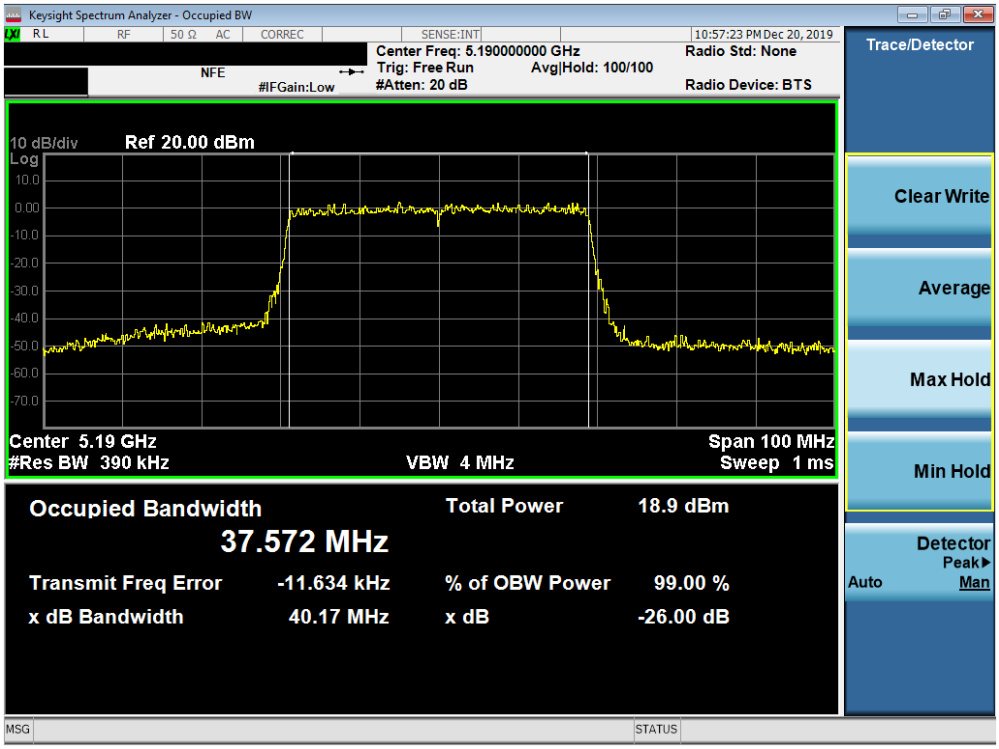

Plot 7-12. 26dB Bandwidth Plot SISO ANT1 (40MHz BW 802.11ax (UNII Band 1) – Ch. 38)

© 2020 PCTEST
All rights reserved. Unless otherwise specified, no part of this report may be reproduced or utilized in any part, form or by any means, electronic or mechanical, including photocopying and microfilm, without permission in writing from PCTEST. If you have any questions about this international copyright or have an enquiry about obtaining additional rights to this report or assembly of contents thereof, please contact INFO@PCTEST.COM.

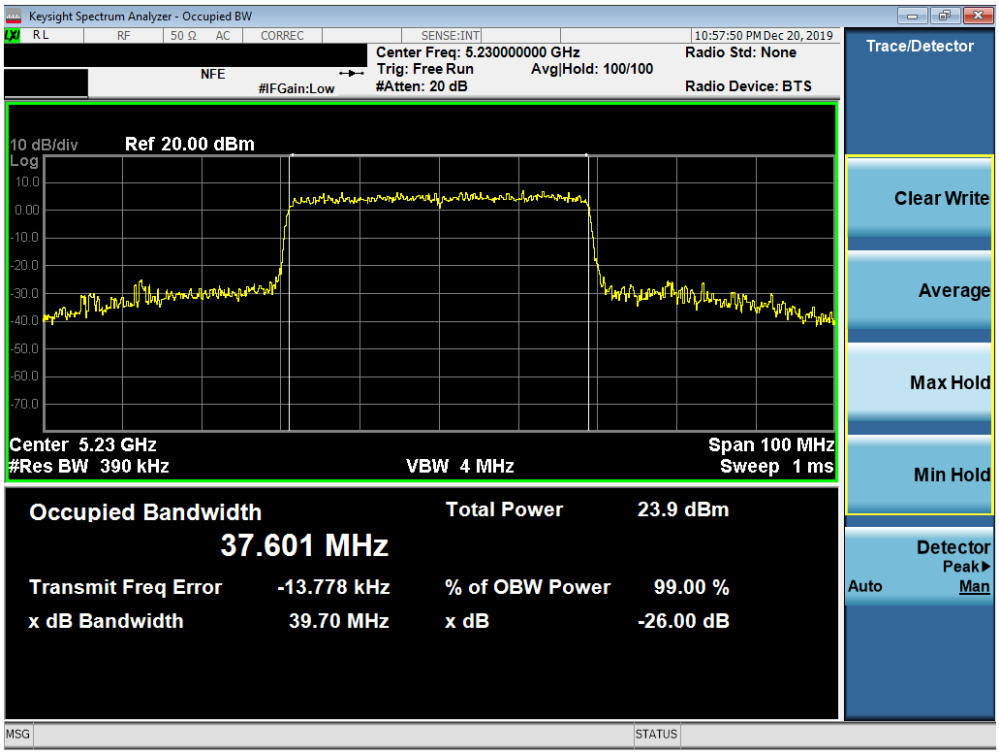

Plot 7-13. 26dB Bandwidth Plot SISO ANT1 (40MHz BW 802.11ax (UNII Band 1) – Ch. 46)

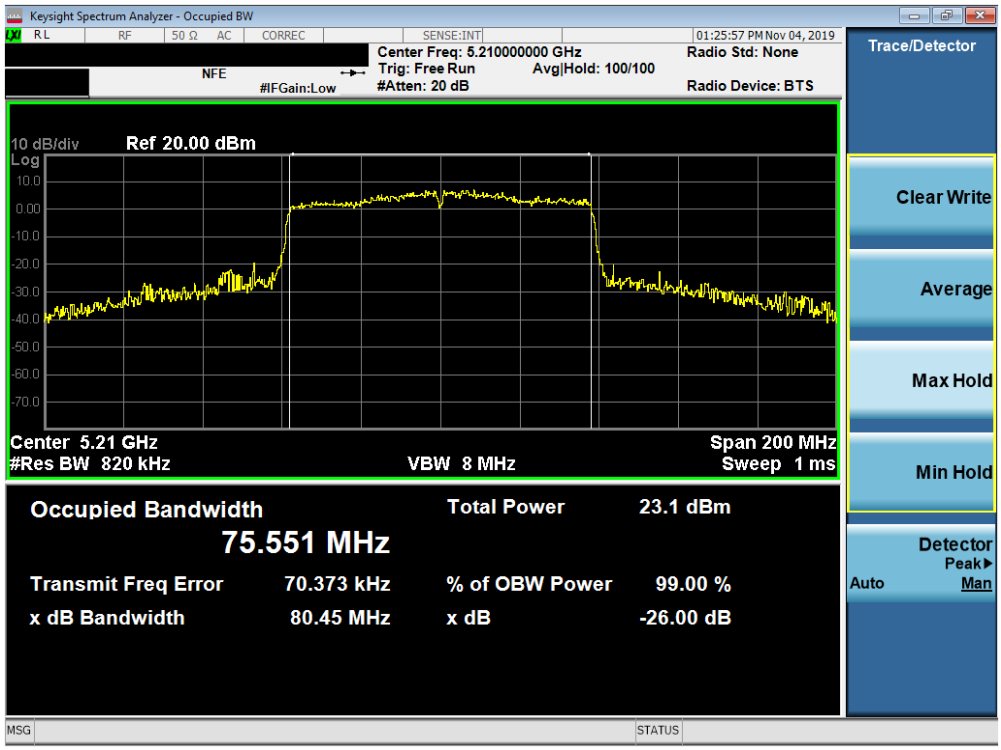

Plot 7-14. 26dB Bandwidth Plot SISO ANT1 (80MHz BW 802.11ac (UNII Band 1) – Ch. 42)

© 2020 PCTEST
All rights reserved. Unless otherwise specified, no part of this report may be reproduced or utilized in any part, form or by any means, electronic or mechanical, including photocopying and microfilm, without permission in writing from PCTEST. If you have any questions about this international copyright or have an enquiry about obtaining additional rights to this report or assembly of contents thereof, please contact INFO@PCTEST.COM.

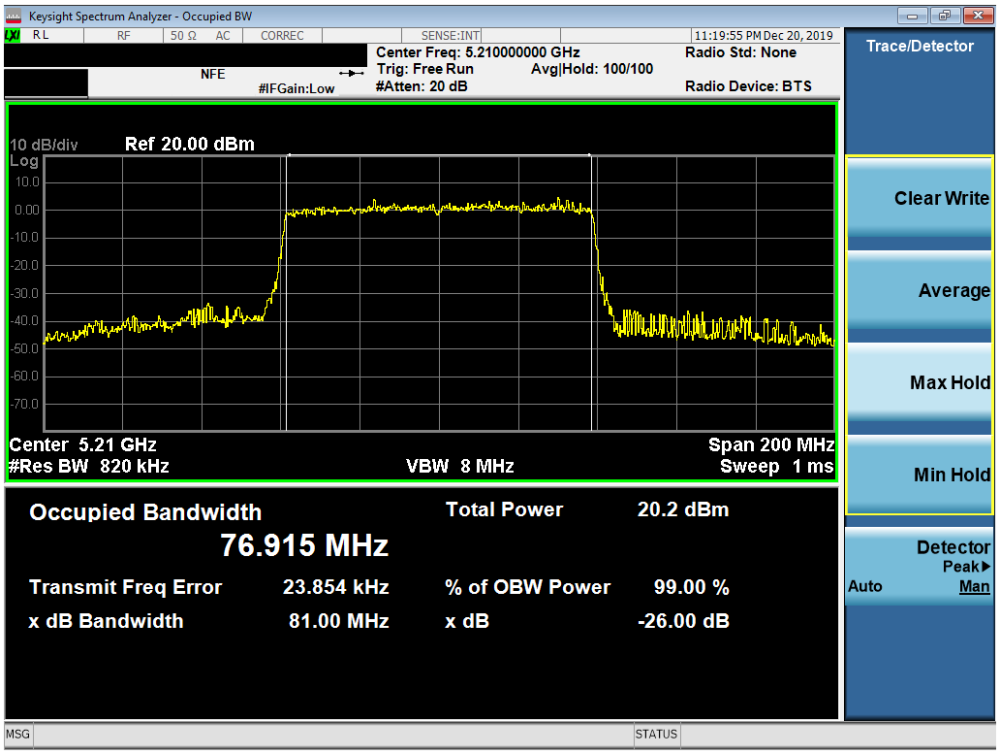

Plot 7-15. 26dB Bandwidth Plot SISO ANT1 (80MHz BW 802.11ax (UNII Band 1) – Ch. 42)

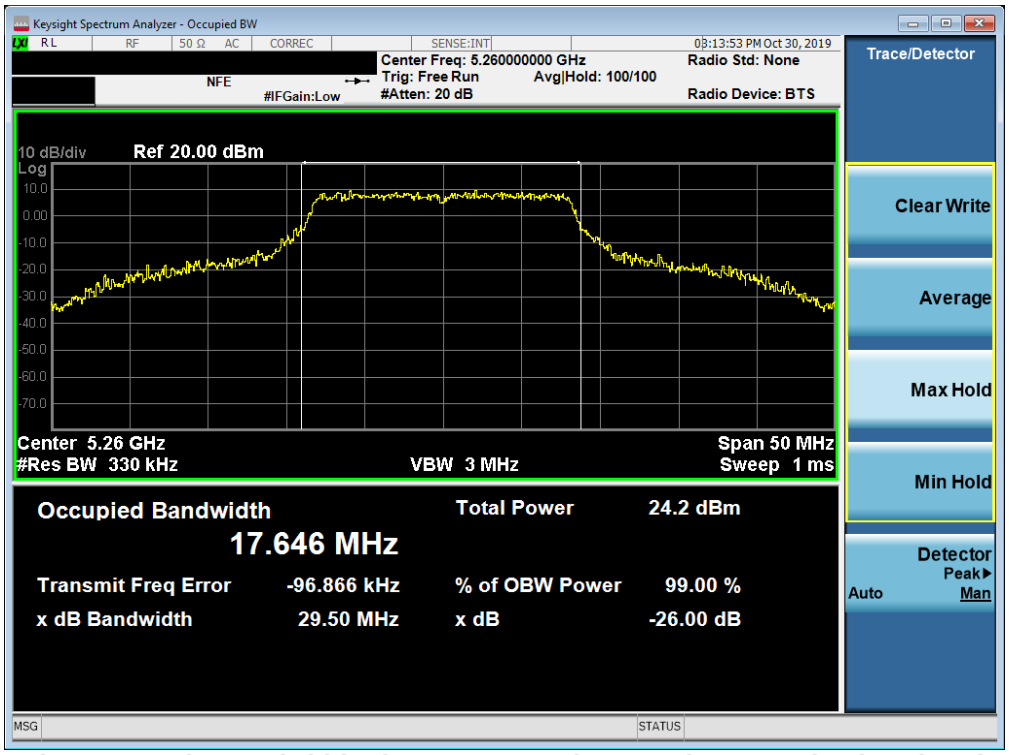

Plot 7-16. 26dB Bandwidth Plot SISO ANT1 (802.11a (UNII Band 2A) – Ch. 52)

© 2020 PCTEST
All rights reserved. Unless otherwise specified, no part of this report may be reproduced or utilized in any part, form or by any means, electronic or mechanical, including photocopying and microfilm, without permission in writing from PCTEST. If you have any questions about this international copyright or have an enquiry about obtaining additional rights to this report or assembly of contents thereof, please contact INFO@PCTEST.COM.

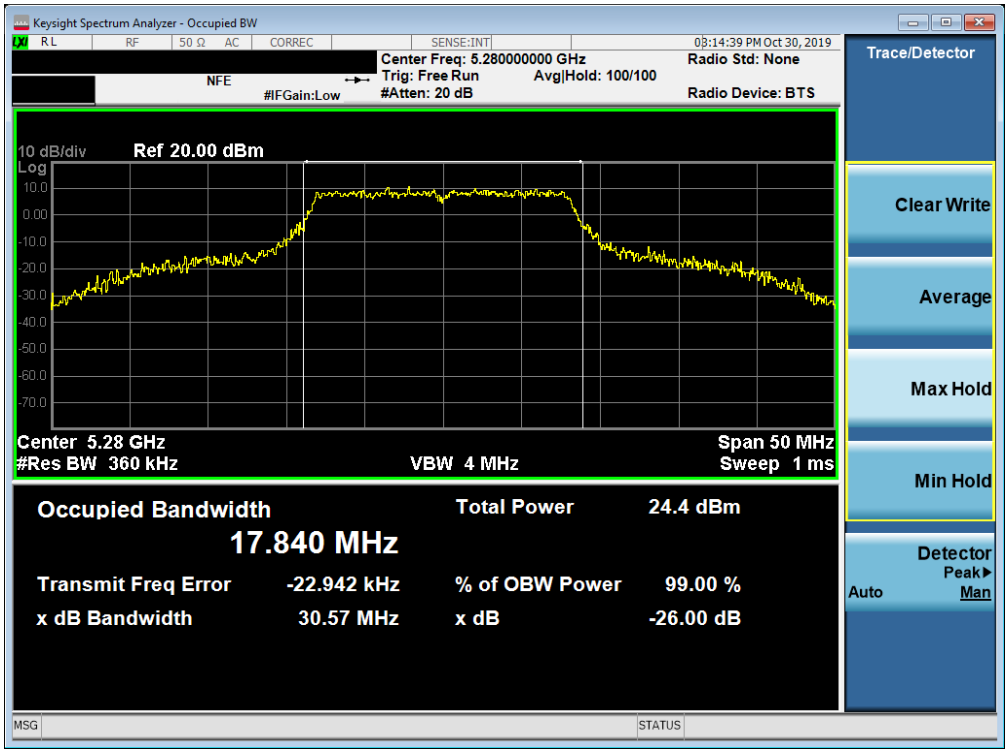

Plot 7-17. 26dB Bandwidth Plot SISO ANT1 (802.11a (UNII Band 2A) – Ch. 56)

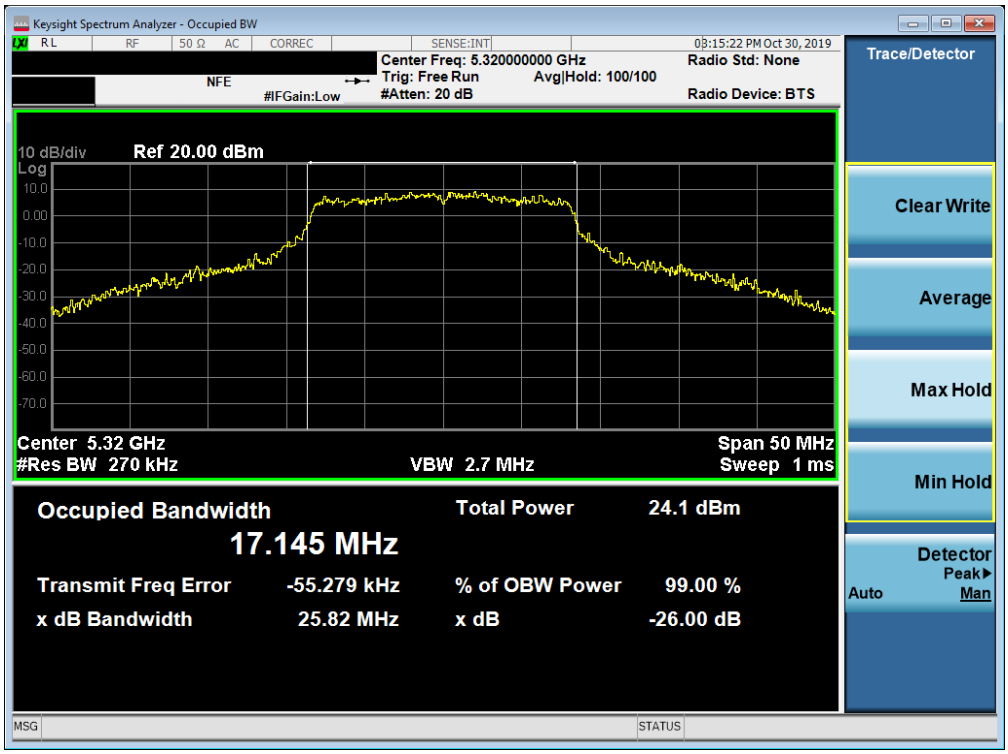

Plot 7-18. 26dB Bandwidth Plot SISO ANT1 (802.11a (UNII Band 2A) – Ch. 64)

© 2020 PCTEST V 9.0 02/01/2019

All rights reserved. Unless otherwise specified, no part of this report may be reproduced or utilized in any part, form or by any means, electronic or mechanical, including photocopying and microfilm, without permission in writing from PCTEST. If you have any questions about this international copyright or have an enquiry about obtaining additional rights to this report or assembly of contents thereof, please contact INFO@PCTEST.COM.

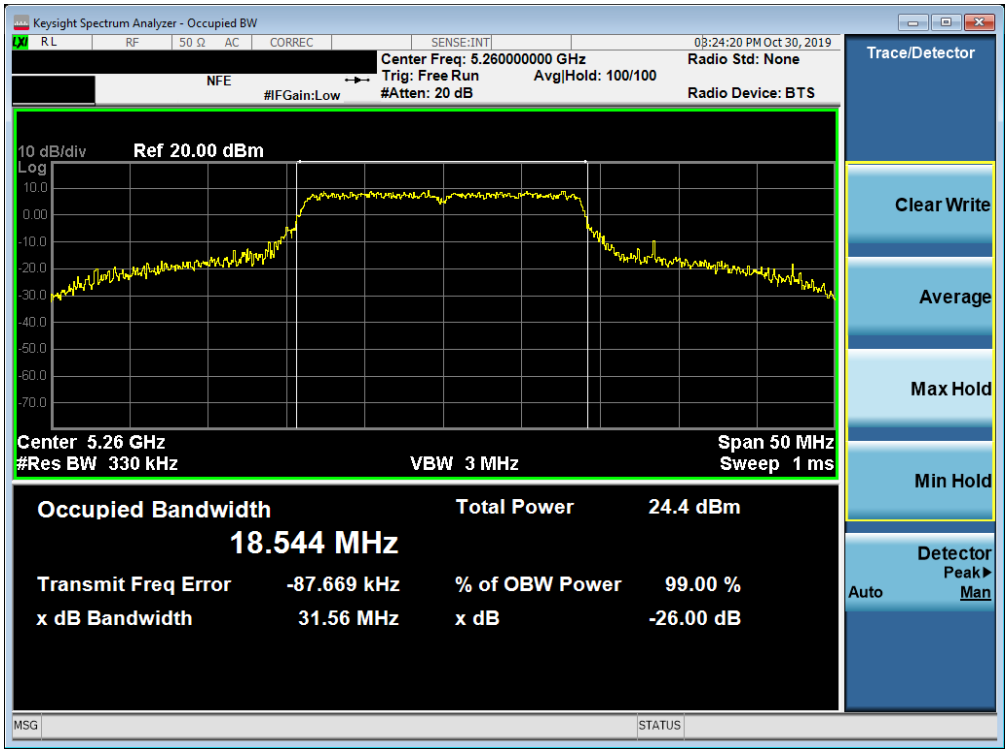

Plot 7-19. 26dB Bandwidth Plot SISO ANT1 (20MHz BW 802.11n (UNII Band 2A) – Ch. 52)

Plot 7-20. 26dB Bandwidth Plot SISO ANT1 (20MHz BW 802.11n (UNII Band 2A) – Ch. 56)

© 2020 PCTEST
All rights reserved. Unless otherwise specified, no part of this report may be reproduced or utilized in any part, form or by any means, electronic or mechanical, including photocopying and microfilm, without permission in writing from PCTEST. If you have any questions about this international copyright or have an enquiry about obtaining additional rights to this report or assembly of contents thereof, please contact INFO@PCTEST.COM.

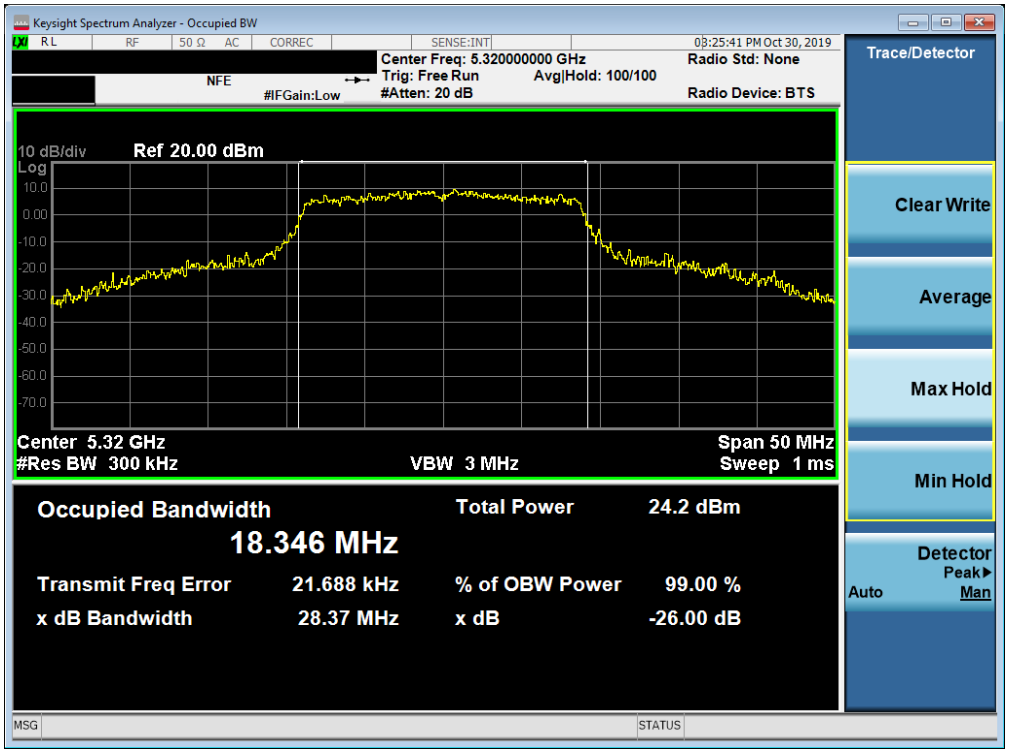

Plot 7-21. 26dB Bandwidth Plot SISO ANT1 (20MHz BW 802.11n (UNII Band 2A) – Ch. 64)

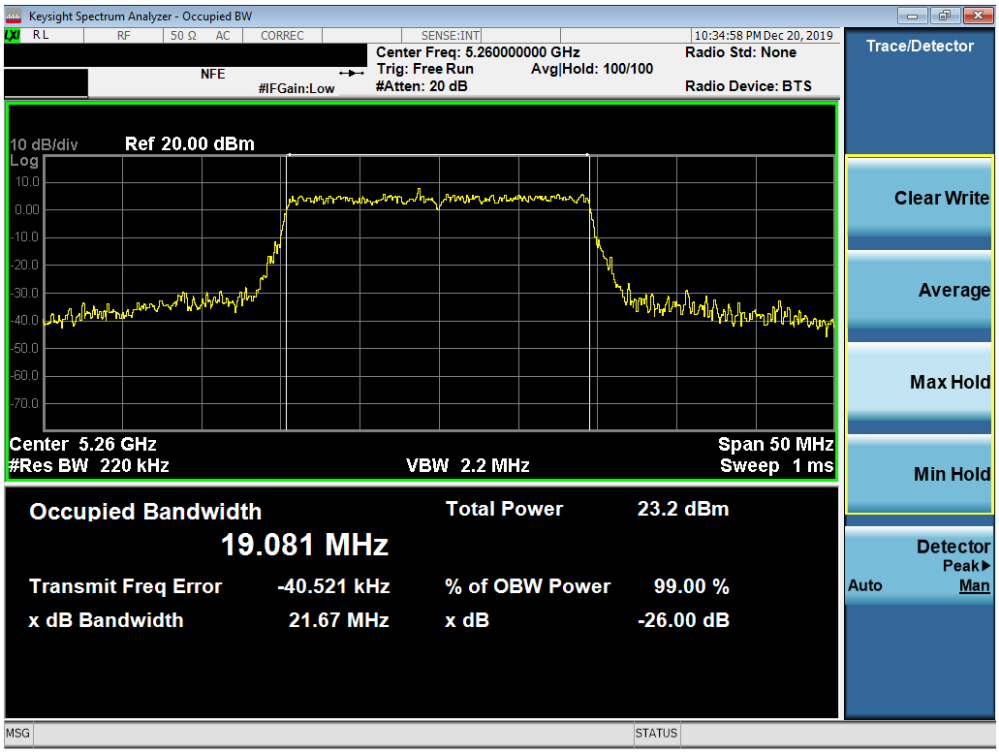

Plot 7-22. 26dB Bandwidth Plot SISO ANT1 (20MHz BW 802.11ax (UNII Band 2A) – Ch. 52)

© 2020 PCTEST
All rights reserved. Unless otherwise specified, no part of this report may be reproduced or utilized in any part, form or by any means, electronic or mechanical, including photocopying and microfilm, without permission in writing from PCTEST. If you have any questions about this international copyright or have an enquiry about obtaining additional rights to this report or assembly of contents thereof, please contact INFO@PCTEST.COM.

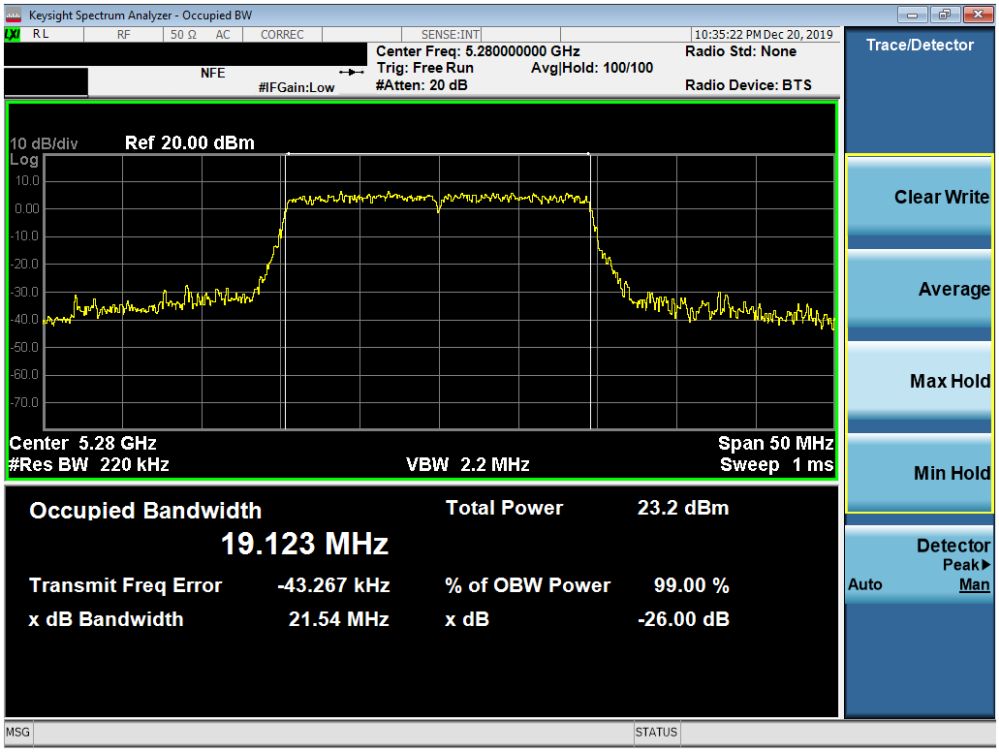

Plot 7-23. 26dB Bandwidth Plot SISO ANT1 (20MHz BW 802.11ax (UNII Band 2A) – Ch. 56)

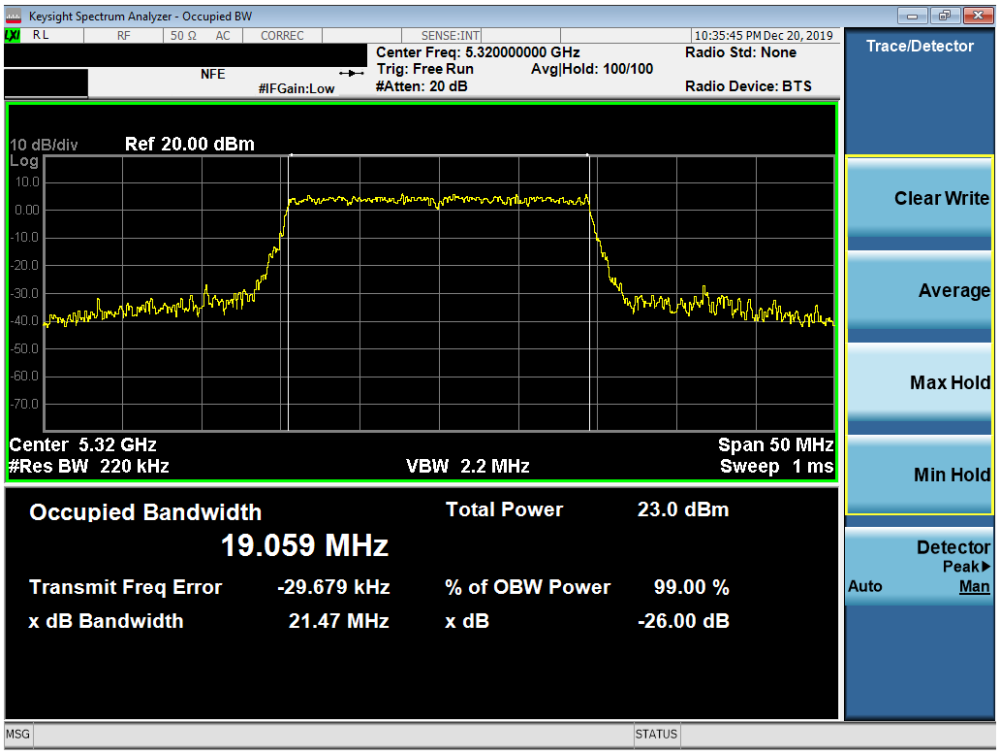

Plot 7-24. 26dB Bandwidth Plot SISO ANT1 (20MHz BW 802.11ax (UNII Band 2A) – Ch. 64)

© 2020 PCTEST V 9.0 02/01/2019
All rights reserved. Unless otherwise specified, no part of this report may be reproduced or utilized in any part, form or by any means, electronic or mechanical, including photocopying and microfilm, without permission in writing from PCTEST. If you have any questions about this international copyright or have an enquiry about obtaining additional rights to this report or assembly of contents thereof, please contact INFO@PCTEST.COM.

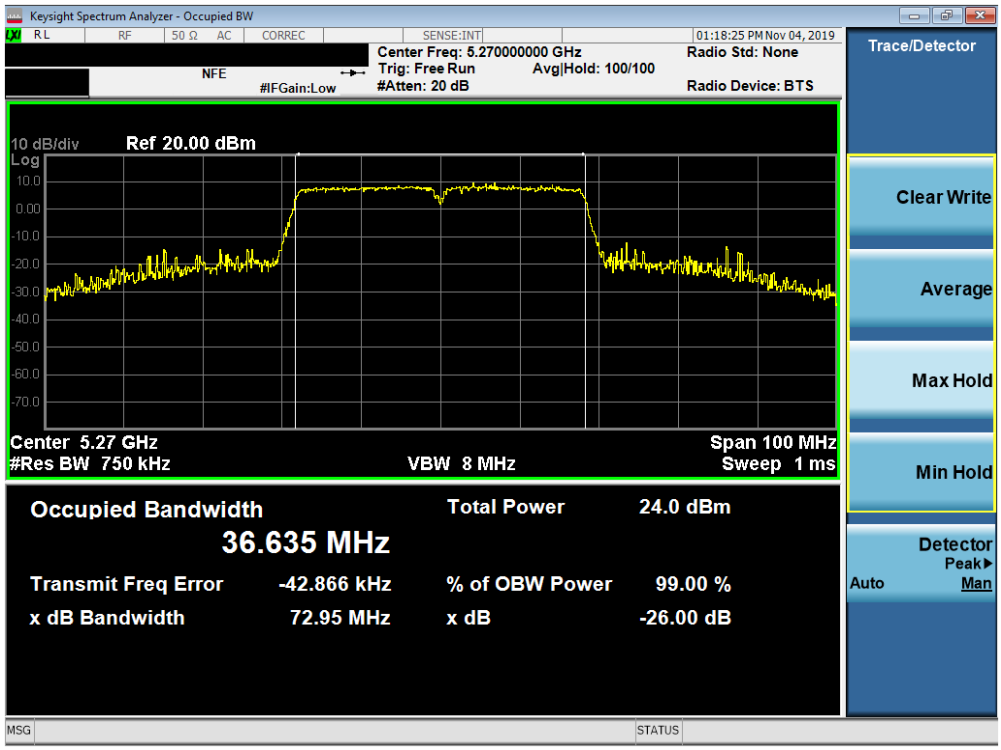

Plot 7-25. 26dB Bandwidth Plot SISO ANT1 (40MHz BW 802.11n (UNII Band 2A) – Ch. 54)

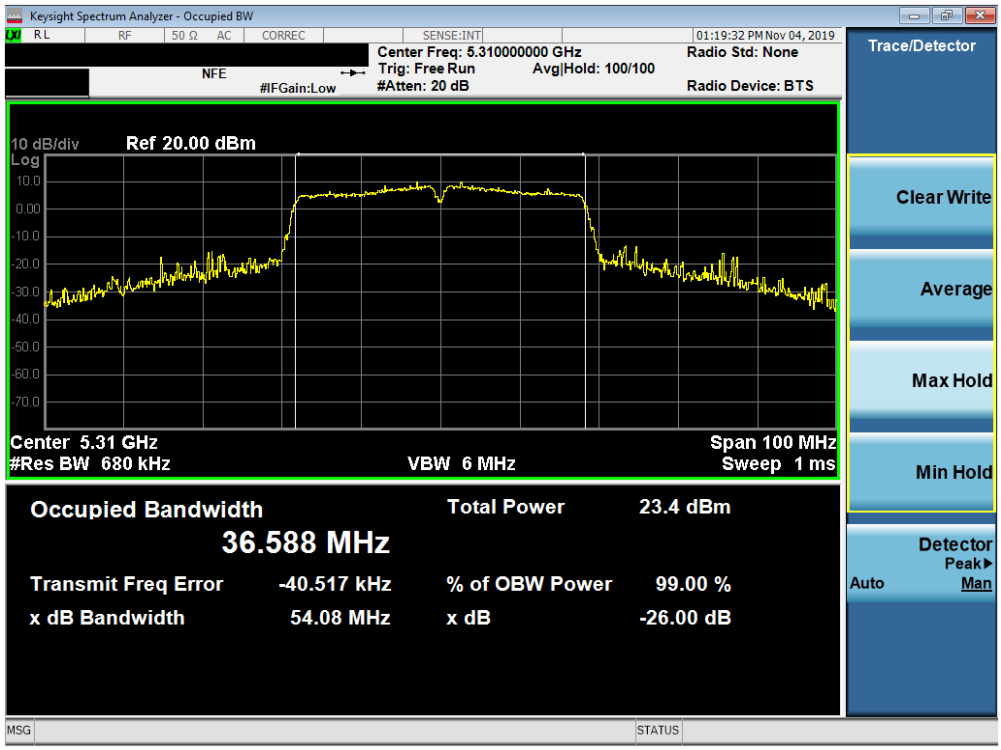

Plot 7-26. 26dB Bandwidth Plot SISO ANT1 (40MHz BW 802.11n (UNII Band 2A) – Ch. 62)

© 2020 PCTEST
All rights reserved. Unless otherwise specified, no part of this report may be reproduced or utilized in any part, form or by any means, electronic or mechanical, including photocopying and microfilm, without permission in writing from PCTEST. If you have any questions about this international copyright or have an enquiry about obtaining additional rights to this report or assembly of contents thereof, please contact INFO@PCTEST.COM.

Plot 7-27. 26dB Bandwidth Plot SISO ANT1 (40MHz BW 802.11ax (UNII Band 2A) – Ch. 54)

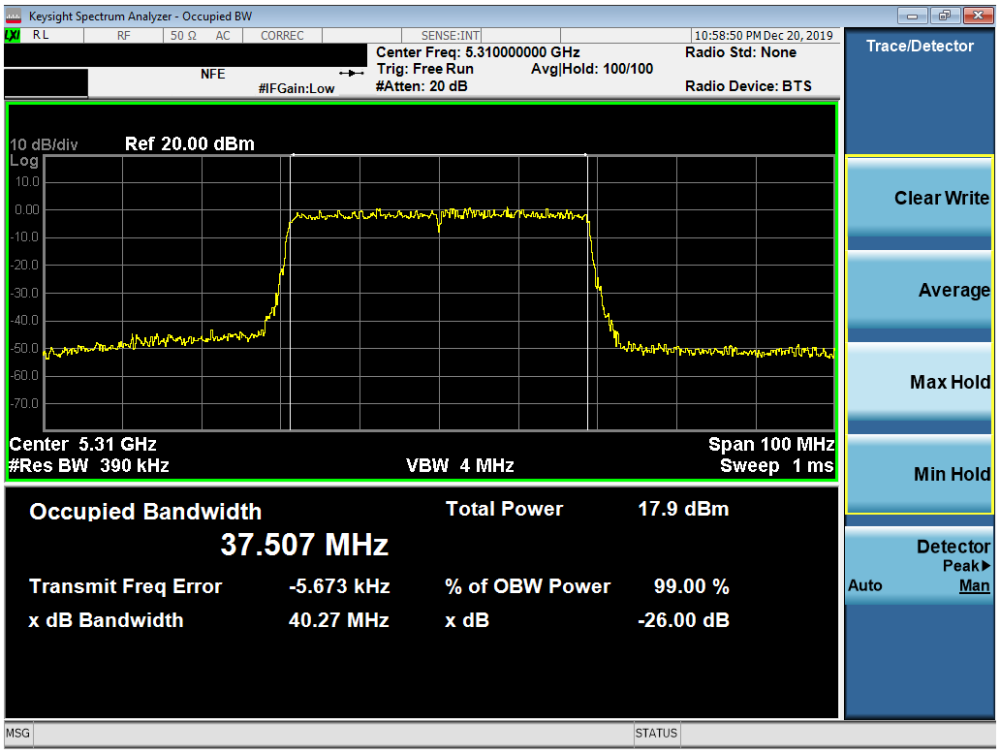

Plot 7-28. 26dB Bandwidth Plot SISO ANT1 (40MHz BW 802.11ax (UNII Band 2A) – Ch. 62)

© 2020 PCTEST V 9.0 02/01/2019
All rights reserved. Unless otherwise specified, no part of this report may be reproduced or utilized in any part, form or by any means, electronic or mechanical, including photocopying and microfilm, without permission in writing from PCTEST. If you have any questions about this international copyright or have an enquiry about obtaining additional rights to this report or assembly of contents thereof, please contact INFO@PCTEST.COM.

Plot 7-29. 26dB Bandwidth Plot SISO ANT1 (80MHz BW 802.11ac (UNII Band 2A) – Ch. 58)

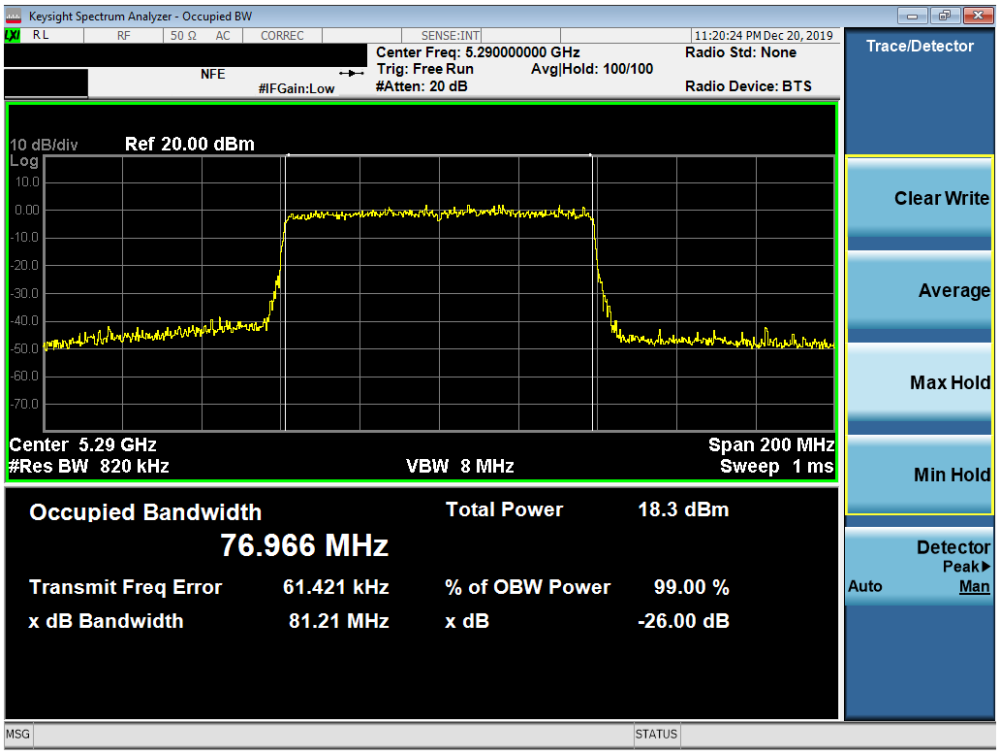

Plot 7-30. 26dB Bandwidth Plot SISO ANT1 (80MHz BW 802.11ax (UNII Band 2A) – Ch. 58)

© 2020 PCTEST V 9.0 02/01/2019
All rights reserved. Unless otherwise specified, no part of this report may be reproduced or utilized in any part, form or by any means, electronic or mechanical, including photocopying and microfilm, without permission in writing from PCTEST. If you have any questions about this international copyright or have an enquiry about obtaining additional rights to this report or assembly of contents thereof, please contact INFO@PCTEST.COM.

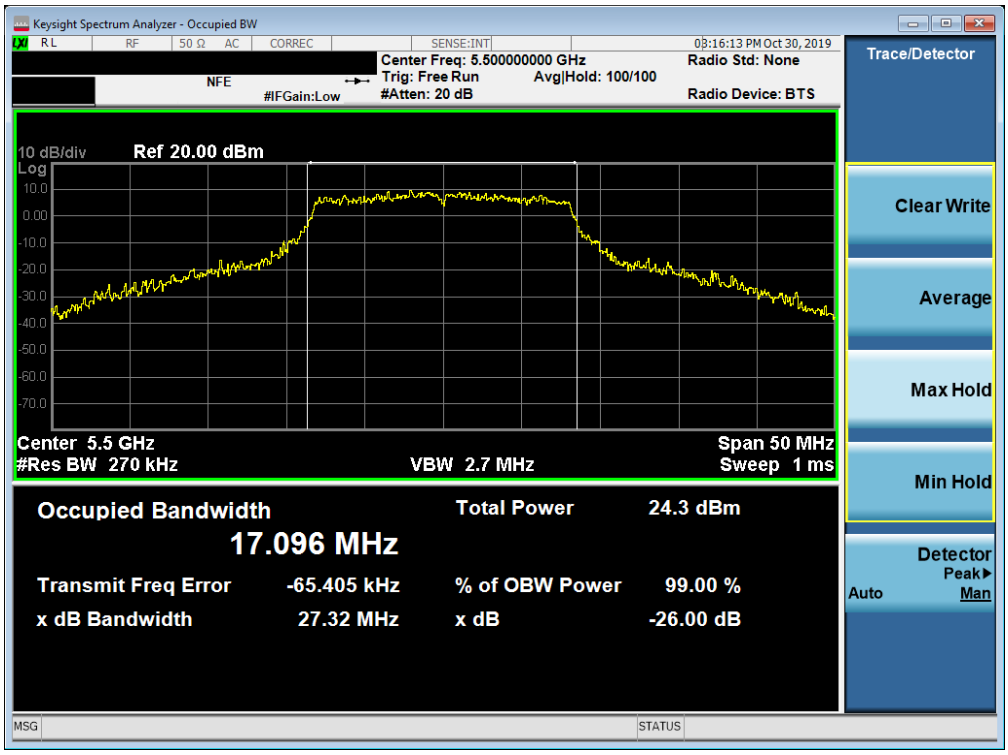

Plot 7-31. 26dB Bandwidth Plot SISO ANT1 (802.11a (UNII Band 2C) – Ch. 100)

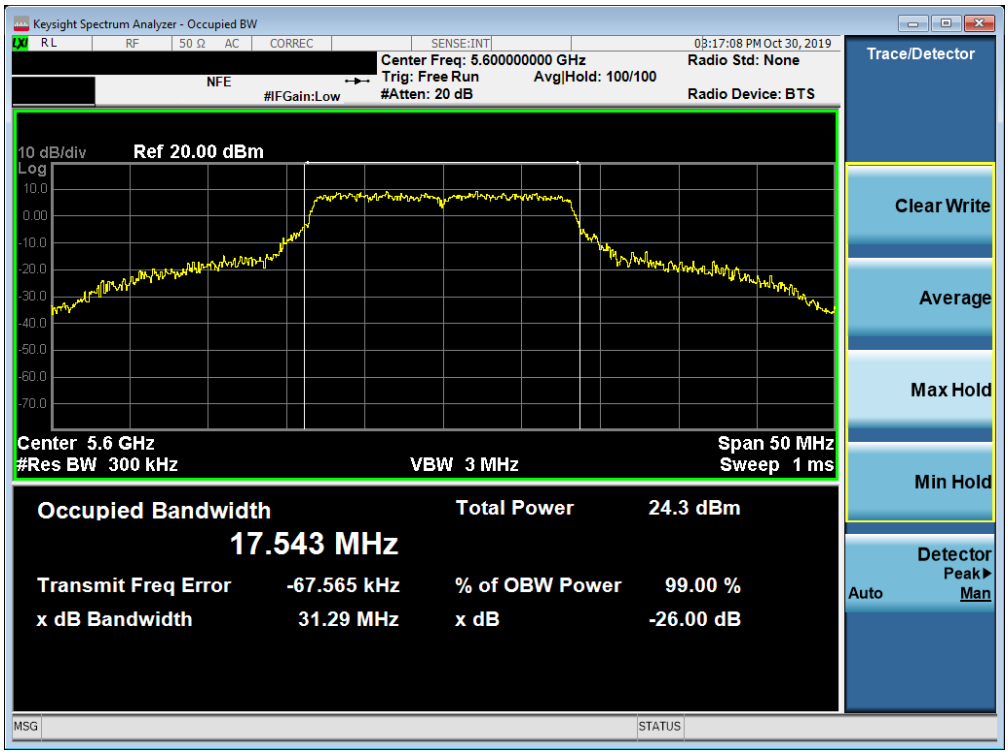

Plot 7-32. 26dB Bandwidth Plot SISO ANT1 (802.11a (UNII Band 2C) – Ch. 120)

© 2020 PCTEST V 9.0 02/01/2019
All rights reserved. Unless otherwise specified, no part of this report may be reproduced or utilized in any part, form or by any means, electronic or mechanical, including photocopying and microfilm, without permission in writing from PCTEST. If you have any questions about this international copyright or have an enquiry about obtaining additional rights to this report or assembly of contents thereof, please contact INFO@PCTEST.COM.

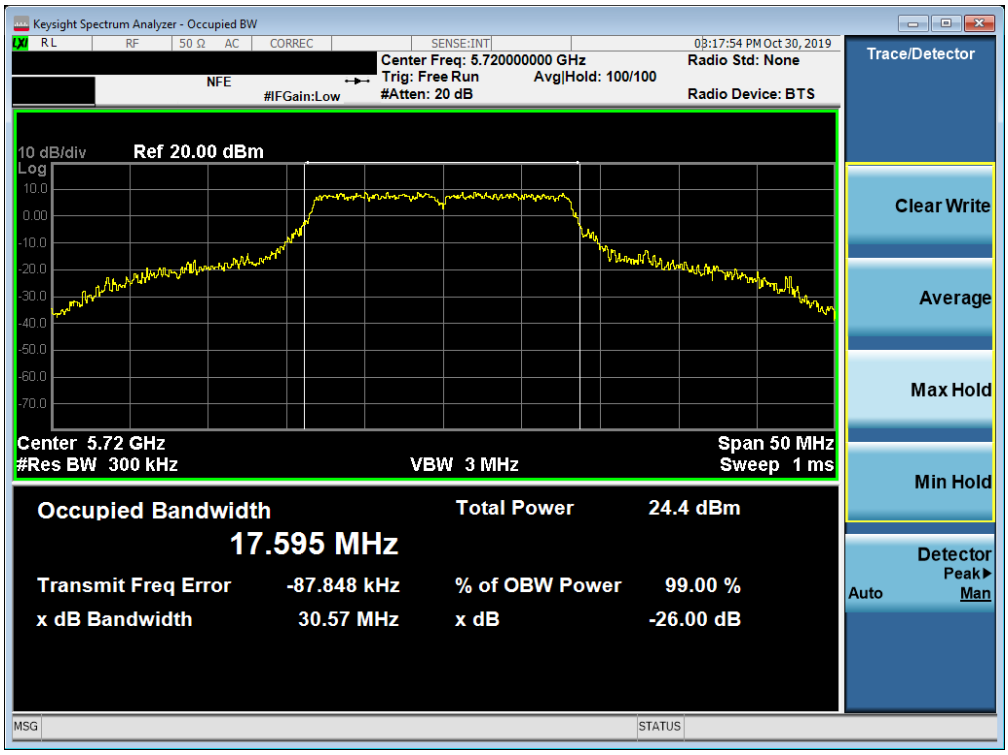

Plot 7-33. 26dB Bandwidth Plot SISO ANT1 (802.11a (UNII Band 2C) – Ch. 144)

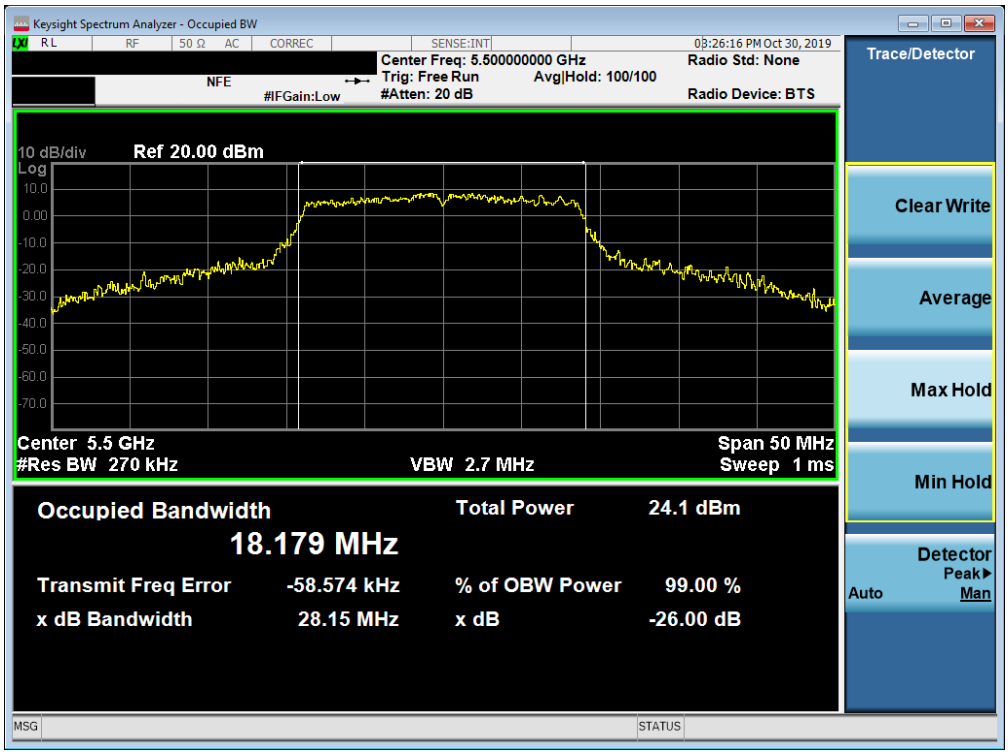

Plot 7-34. 26dB Bandwidth Plot SISO ANT1 (20MHz BW 802.11n (UNII Band 2C) – Ch. 100)

© 2020 PCTEST
All rights reserved. Unless otherwise specified, no part of this report may be reproduced or utilized in any part, form or by any means, electronic or mechanical, including photocopying and microfilm, without permission in writing from PCTEST. If you have any questions about this international copyright or have an enquiry about obtaining additional rights to this report or assembly of contents thereof, please contact INFO@PCTEST.COM.

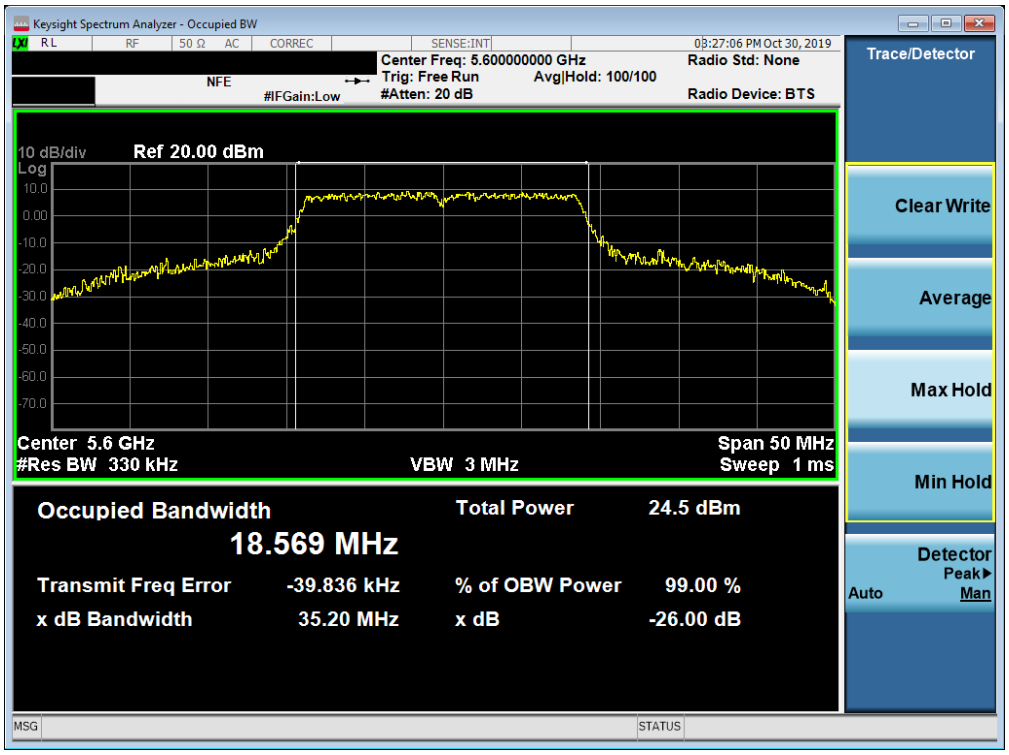

Plot 7-35. 26dB Bandwidth Plot SISO ANT1 (20MHz BW 802.11n (UNII Band 2C) – Ch. 120)

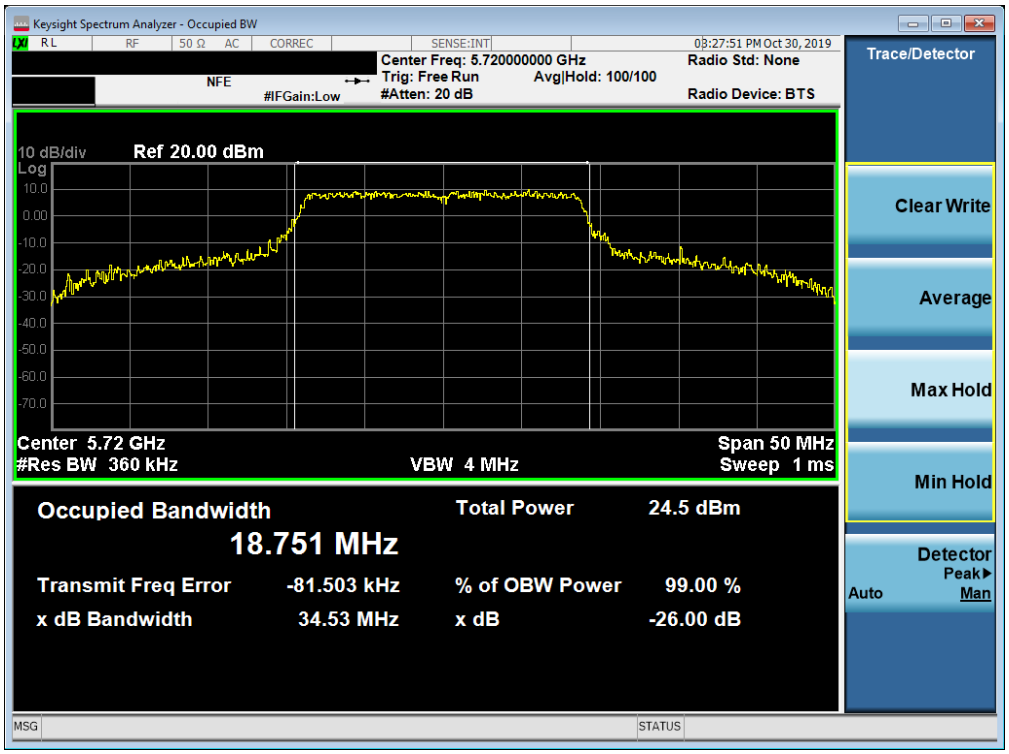

Plot 7-36. 26dB Bandwidth Plot SISO ANT1 (20MHz BW 802.11n (UNII Band 2C) – Ch. 144)

© 2020 PCTEST
All rights reserved. Unless otherwise specified, no part of this report may be reproduced or utilized in any part, form or by any means, electronic or mechanical, including photocopying and microfilm, without permission in writing from PCTEST. If you have any questions about this international copyright or have an enquiry about obtaining additional rights to this report or assembly of contents thereof, please contact INFO@PCTEST.COM.

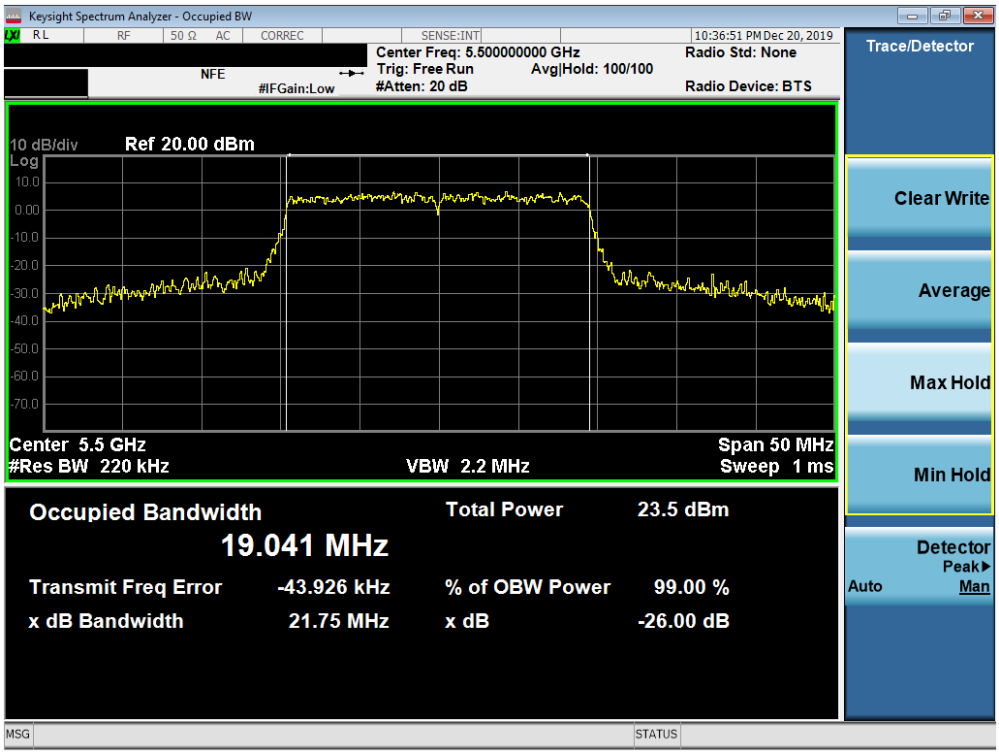

Plot 7-37. 26dB Bandwidth Plot SISO ANT1 (20MHz BW 802.11ax (UNII Band 2C) – Ch. 100)

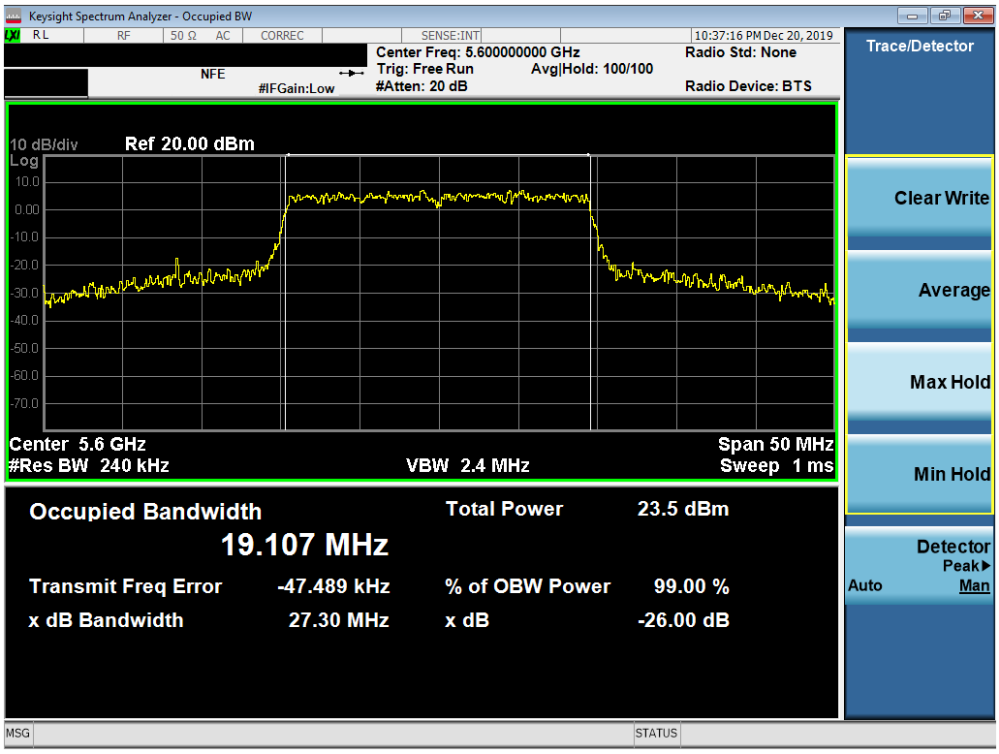

Plot 7-38. 26dB Bandwidth Plot SISO ANT1 (20MHz BW 802.11ax (UNII Band 2C) – Ch. 120)

© 2020 PCTEST V 9.0 02/01/2019
All rights reserved. Unless otherwise specified, no part of this report may be reproduced or utilized in any part, form or by any means, electronic or mechanical, including photocopying and microfilm, without permission in writing from PCTEST. If you have any questions about this international copyright or have an enquiry about obtaining additional rights to this report or assembly of contents thereof, please contact INFO@PCTEST.COM.

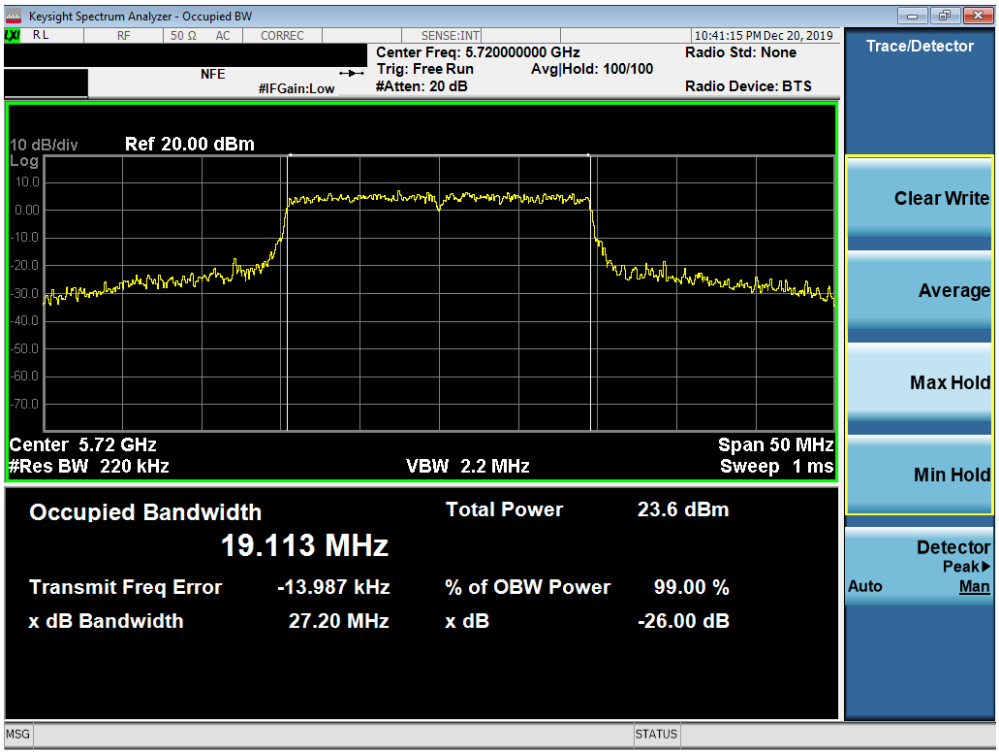

Plot 7-39. 26dB Bandwidth Plot SISO ANT1 (20MHz BW 802.11ax (UNII Band 2C) – Ch. 144)

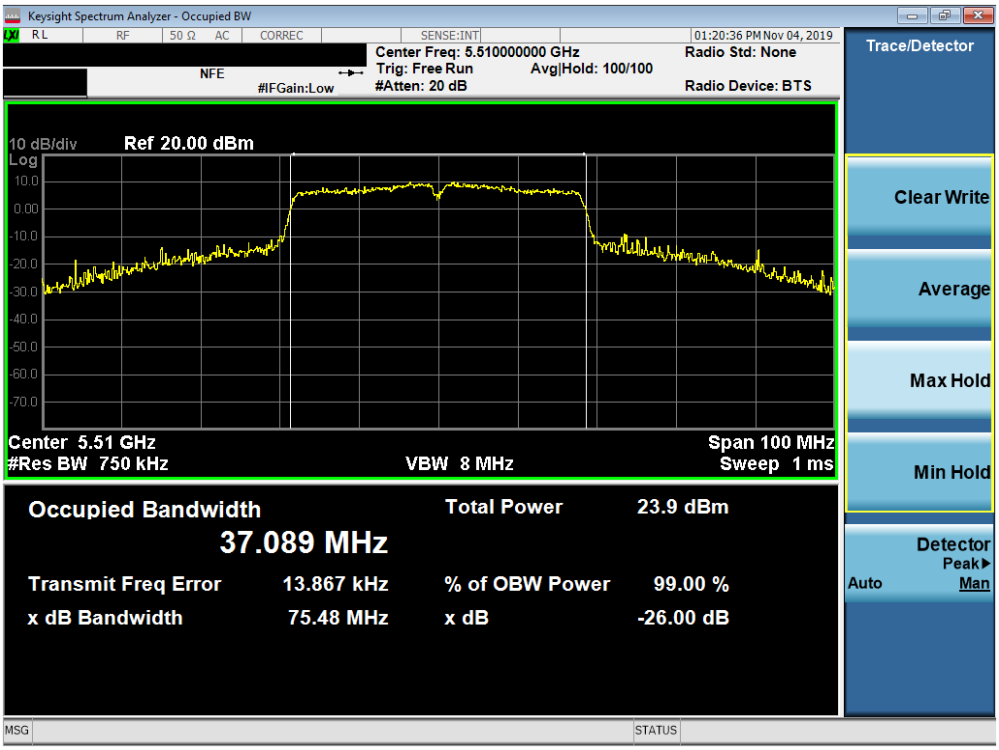

Plot 7-40. 26dB Bandwidth Plot SISO ANT1 (40MHz BW 802.11n (UNII Band 2C) – Ch. 102)

© 2020 PCTEST
All rights reserved. Unless otherwise specified, no part of this report may be reproduced or utilized in any part, form or by any means, electronic or mechanical, including photocopying and microfilm, without permission in writing from PCTEST. If you have any questions about this international copyright or have an enquiry about obtaining additional rights to this report or assembly of contents thereof, please contact INFO@PCTEST.COM.

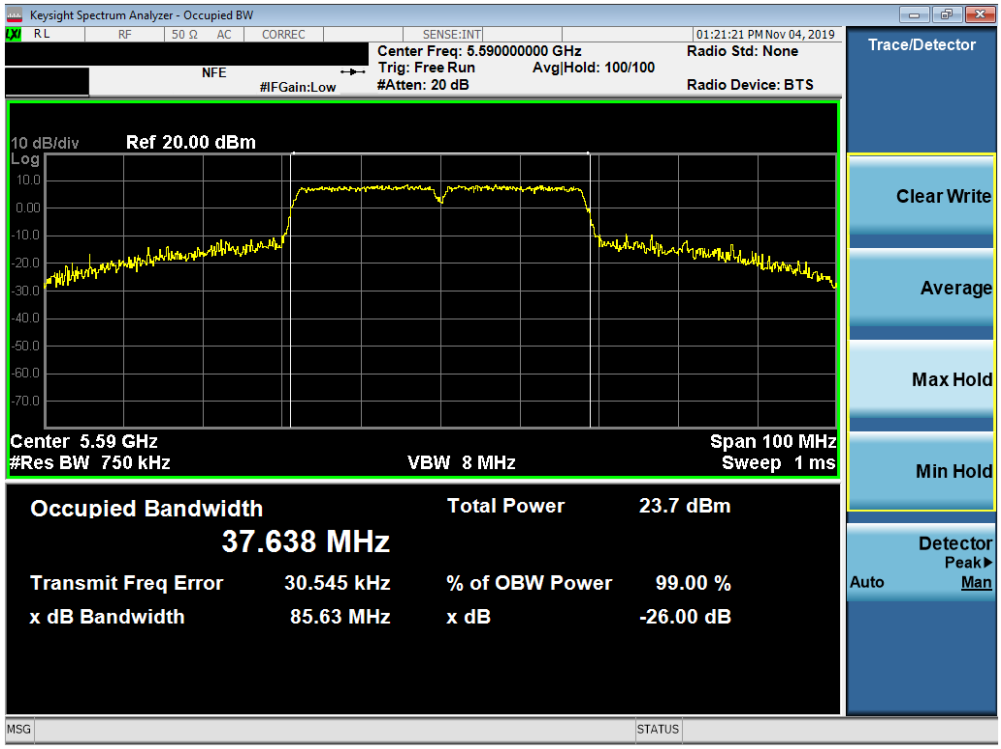

Plot 7-41. 26dB Bandwidth Plot SISO ANT1 (40MHz BW 802.11n (UNII Band 2C) – Ch. 118)

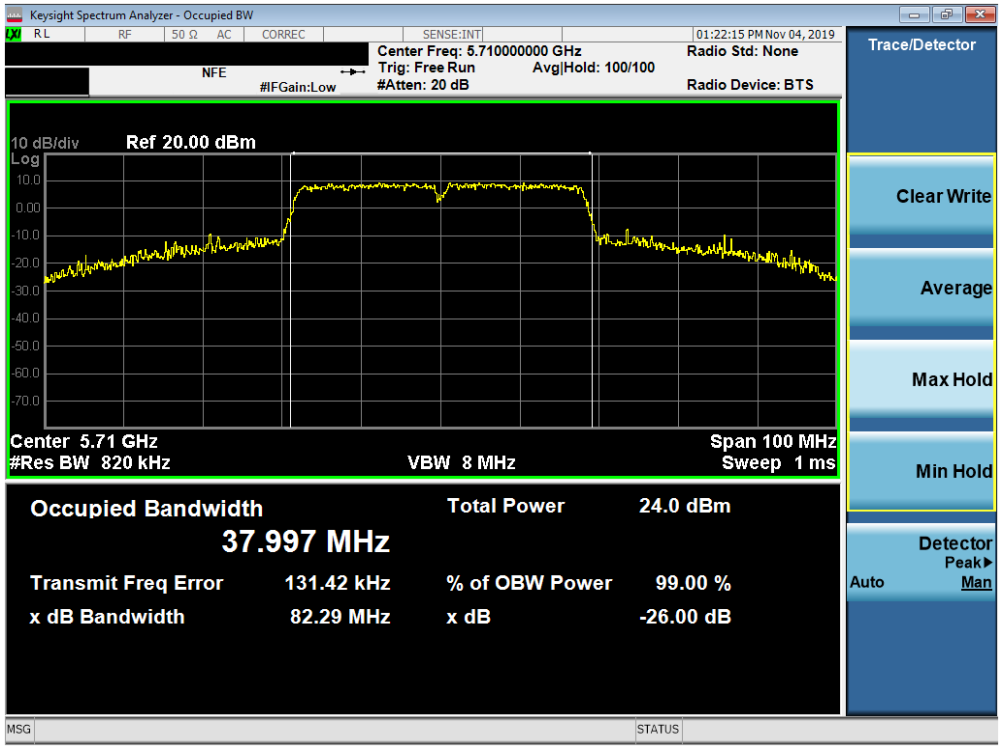

Plot 7-42. 26dB Bandwidth Plot SISO ANT1 (40MHz BW 802.11n (UNII Band 2C) – Ch. 142)

© 2020 PCTEST V 9.0 02/01/2019
All rights reserved. Unless otherwise specified, no part of this report may be reproduced or utilized in any part, form or by any means, electronic or mechanical, including photocopying and microfilm, without permission in writing from PCTEST. If you have any questions about this international copyright or have an enquiry about obtaining additional rights to this report or assembly of contents thereof, please contact INFO@PCTEST.COM.

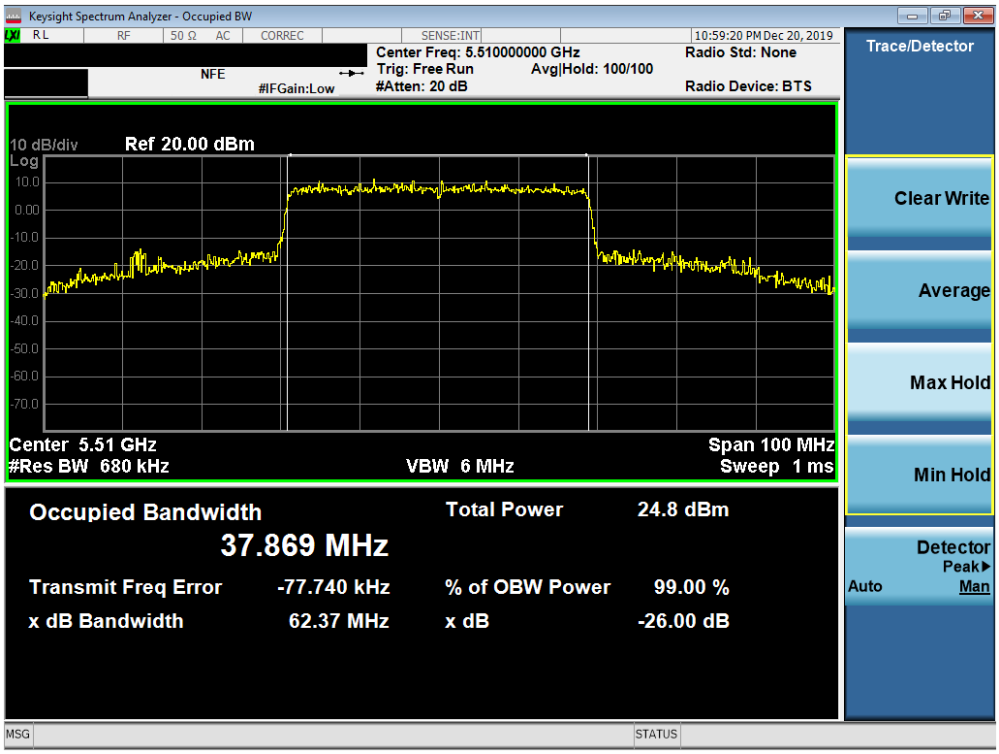

Plot 7-43. 26dB Bandwidth Plot SISO ANT1 (40MHz BW 802.11ax (UNII Band 2C) – Ch. 102)

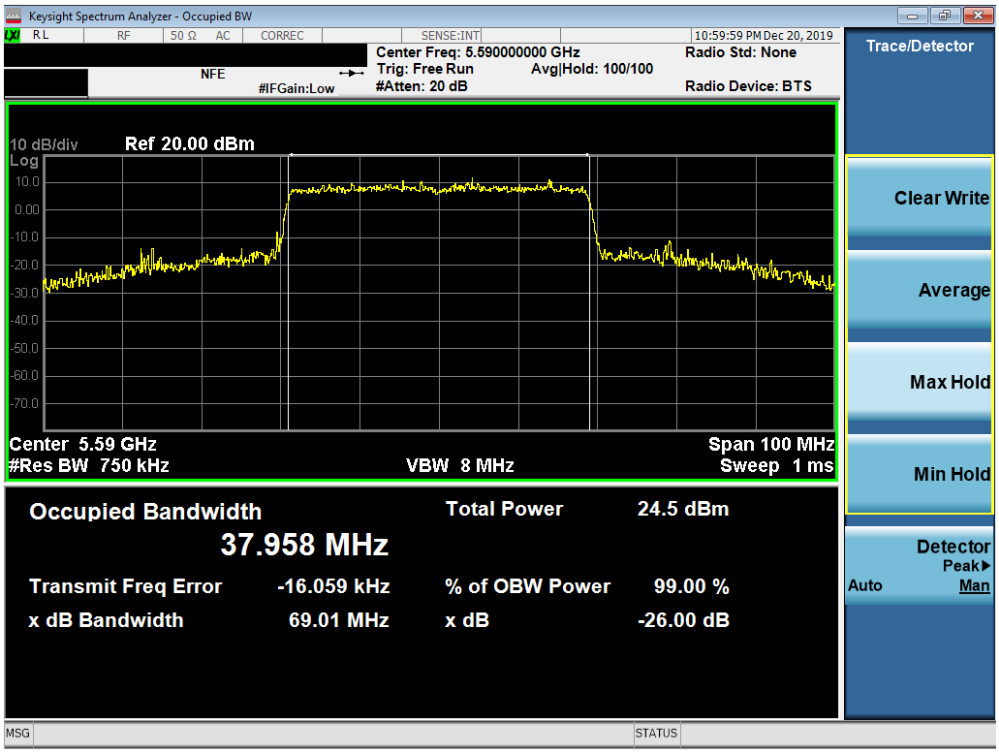

Plot 7-44. 26dB Bandwidth Plot SISO ANT1 (40MHz BW 802.11ax (UNII Band 2C) – Ch. 118)

© 2020 PCTEST
All rights reserved. Unless otherwise specified, no part of this report may be reproduced or utilized in any part, form or by any means, electronic or mechanical, including photocopying and microfilm, without permission in writing from PCTEST. If you have any questions about this international copyright or have an enquiry about obtaining additional rights to this report or assembly of contents thereof, please contact INFO@PCTEST.COM.

Plot 7-45. 26dB Bandwidth Plot SISO ANT1 (40MHz BW 802.11ax (UNII Band 2C) – Ch. 142)

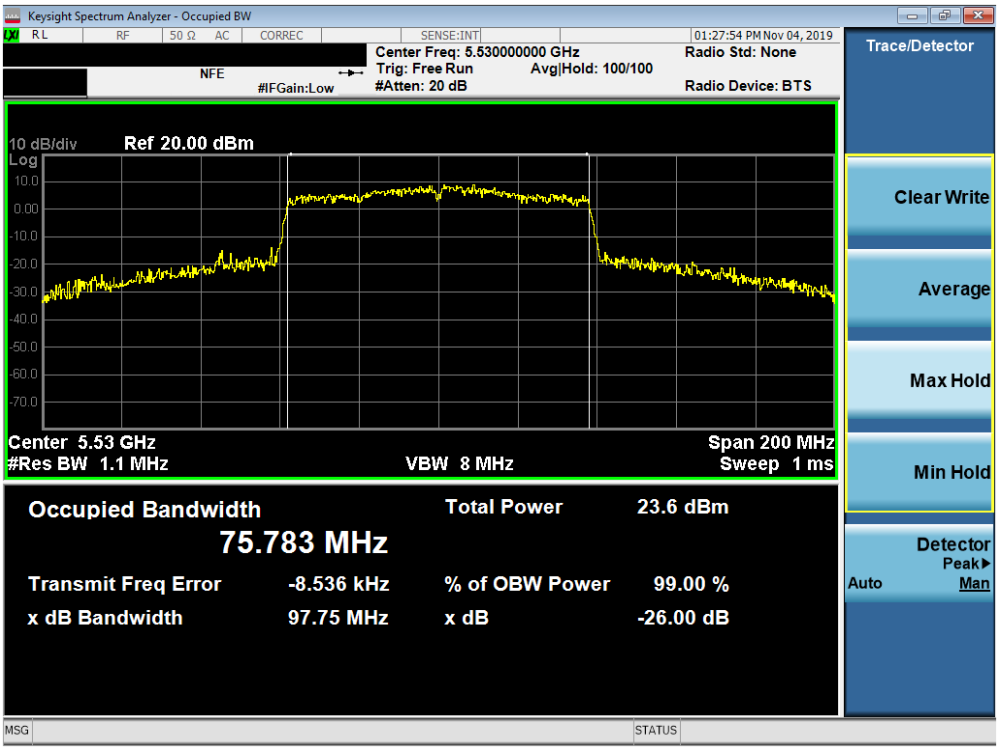

Plot 7-46. 26dB Bandwidth Plot SISO ANT1 (80MHz BW 802.11ac (UNII Band 2C) – Ch. 106)

© 2020 PCTEST V 9.0 02/01/2019
All rights reserved. Unless otherwise specified, no part of this report may be reproduced or utilized in any part, form or by any means, electronic or mechanical, including photocopying and microfilm, without permission in writing from PCTEST. If you have any questions about this international copyright or have an enquiry about obtaining additional rights to this report or assembly of contents thereof, please contact INFO@PCTEST.COM.

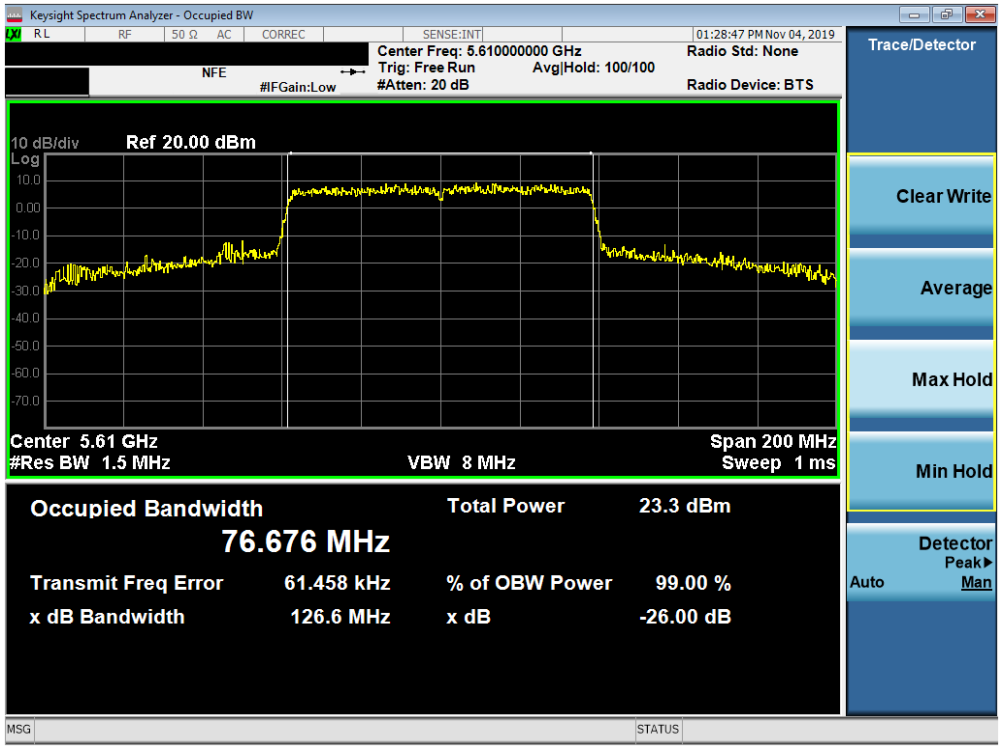

Plot 7-47. 26dB Bandwidth Plot SISO ANT1 (80MHz BW 802.11ac (UNII Band 2C) – Ch. 122)

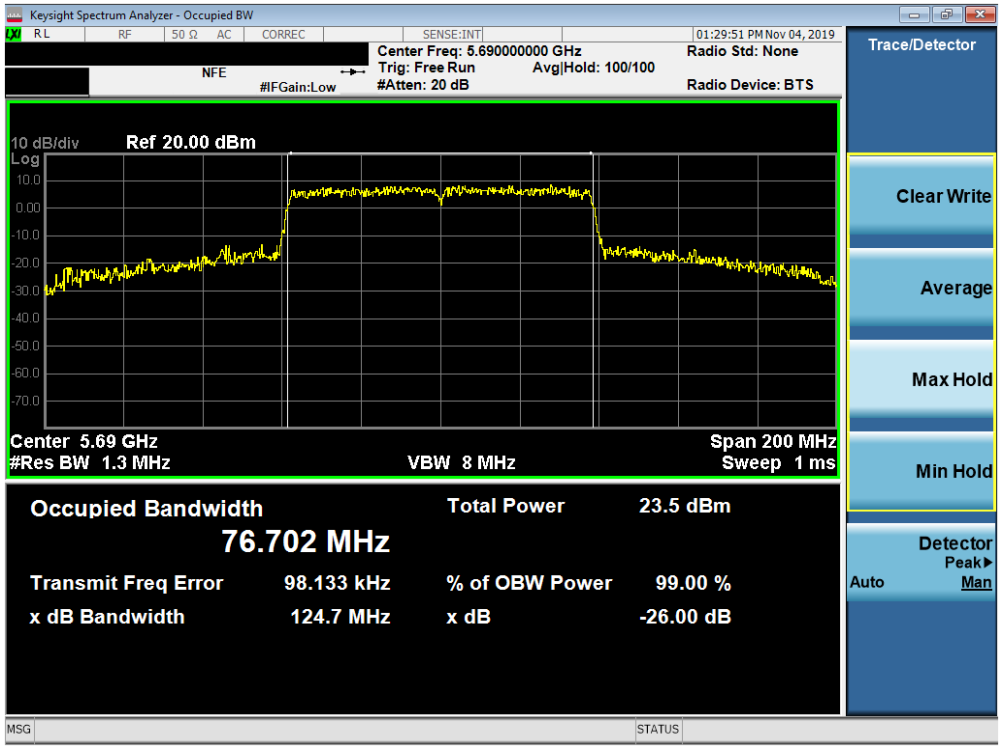

Plot 7-48. 26dB Bandwidth Plot SISO ANT1 (80MHz BW 802.11ac (UNII Band 2C) – Ch. 138)

© 2020 PCTEST
All rights reserved. Unless otherwise specified, no part of this report may be reproduced or utilized in any part, form or by any means, electronic or mechanical, including photocopying and microfilm, without permission in writing from PCTEST. If you have any questions about this international copyright or have an enquiry about obtaining additional rights to this report or assembly of contents thereof, please contact INFO@PCTEST.COM.

Plot 7-49. 26dB Bandwidth Plot SISO ANT1 (80MHz BW 802.11ax (UNII Band 2C) – Ch. 106)

Plot 7-50. 26dB Bandwidth Plot SISO ANT1 (80MHz BW 802.11ax (UNII Band 2C) – Ch. 122)

© 2020 PCTEST
All rights reserved. Unless otherwise specified, no part of this report may be reproduced or utilized in any part, form or by any means, electronic or mechanical, including photocopying and microfilm, without permission in writing from PCTEST. If you have any questions about this international copyright or have an enquiry about obtaining additional rights to this report or assembly of contents thereof, please contact INFO@PCTEST.COM.

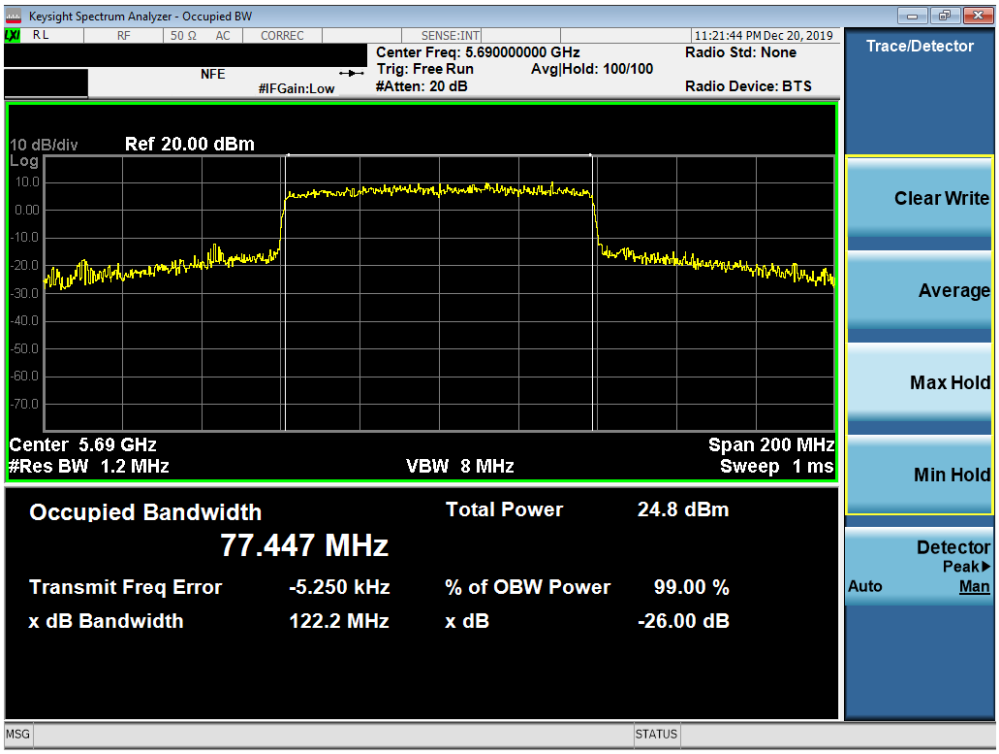

Plot 7-51. 26dB Bandwidth Plot SISO ANT1 (80MHz BW 802.11ax (UNII Band 2C) – Ch. 138)

© 2020 PCTEST V 9.0 02/01/2019

All rights reserved. Unless otherwise specified, no part of this report may be reproduced or utilized in any part, form or by any means, electronic or mechanical, including photocopying and microfilm, without permission in writing from PCTEST. If you have any questions about this international copyright or have an enquiry about obtaining additional rights to this report or assembly of contents thereof, please contact INFO@PCTEST.COM.

SISO Antenna-2 26dB Bandwidth Measurements

	Frequency [MHz]	Channel No.	802.11 Mode	Data Rate [Mbps]	Measured 26dB Bandwidth [MHz]
Band 1	5180	36	a	6	22.84
	5200	40	a	6	23.09
	5240	48	a	6	25.29
	5180	36	n (20MHz)	6.5/7.2 (MCS0)	22.46
	5200	40	n (20MHz)	6.5/7.2 (MCS0)	28.51
	5240	48	n (20MHz)	6.5/7.2 (MCS0)	25.82
	5180	36	ax (20MHz)	6.5/7.2 (MCS0)	21.24
	5200	40	ax (20MHz)	6.5/7.2 (MCS0)	21.57
	5240	48	ax (20MHz)	6.5/7.2 (MCS0)	21.55
	5190	38	n (40MHz)	13.5/15 (MCS0)	70.55
	5230	46	n (40MHz)	13.5/15 (MCS0)	72.25
	5190	38	ax (40MHz)	13.5/15 (MCS0)	39.84
	5230	46	ax (40MHz)	13.5/15 (MCS0)	40.19
	5210	42	ac (80MHz)	29.3/32.5 (MCS0)	80.74
	5210	42	ax (80MHz)	29.3/32.5 (MCS0)	81.48
Band 2A	5260	52	a	6	26.65
	5280	56	a	6	23.33
	5320	64	a	6	21.09
	5260	52	n (20MHz)	6.5/7.2 (MCS0)	22.84
	5280	56	n (20MHz)	6.5/7.2 (MCS0)	24.49
	5320	64	n (20MHz)	6.5/7.2 (MCS0)	21.86
	5260	52	ax (20MHz)	6.5/7.2 (MCS0)	21.86
	5280	56	ax (20MHz)	6.5/7.2 (MCS0)	21.35
	5320	64	ax (20MHz)	6.5/7.2 (MCS0)	21.74
	5270	54	n (40MHz)	13.5/15 (MCS0)	68.93
	5310	62	n (40MHz)	13.5/15 (MCS0)	66.23
	5270	54	ax (40MHz)	13.5/15 (MCS0)	49.86
	5310	62	ax (40MHz)	13.5/15 (MCS0)	39.99
	5290	58	ac (80MHz)	29.3/32.5 (MCS0)	80.88
	5290	58	ax (80MHz)	29.3/32.5 (MCS0)	81.08
Band 2C	5500	100	a	6	21.76
	5600	120	a	6	23.75
	5720	144	a	6	23.90
	5500	100	n (20MHz)	6.5/7.2 (MCS0)	24.10
	5600	120	n (20MHz)	6.5/7.2 (MCS0)	31.16
	5720	144	n (20MHz)	6.5/7.2 (MCS0)	22.53
	5500	100	ax (20MHz)	6.5/7.2 (MCS0)	21.33
	5600	120	ax (20MHz)	6.5/7.2 (MCS0)	21.28
	5720	144	ax (20MHz)	6.5/7.2 (MCS0)	21.28
	5510	102	n (40MHz)	13.5/15 (MCS0)	71.49
	5550	110	n (40MHz)	13.5/15 (MCS0)	74.83
	5710	142	n (40MHz)	13.5/15 (MCS0)	73.08
	5510	102	ax (40MHz)	13.5/15 (MCS0)	40.20
	5550	110	ax (40MHz)	13.5/15 (MCS0)	49.24
	5710	142	ax (40MHz)	13.5/15 (MCS0)	49.58
	5530	106	ac (80MHz)	29.3/32.5 (MCS0)	80.69
	5610	122	ac (80MHz)	29.3/32.5 (MCS0)	96.59
	5690	138	ac (80MHz)	29.3/32.5 (MCS0)	100.30
	5530	106	ax (80MHz)	29.3/32.5 (MCS0)	81.09
	5610	122	ax (80MHz)	29.3/32.5 (MCS0)	98.04
	5690	138	ax (80MHz)	29.3/32.5 (MCS0)	97.61

Table 7-3. Conducted Bandwidth Measurements SISO ANT2

© 2020 PCTEST V 9.0 02/01/2019

All rights reserved. Unless otherwise specified, no part of this report may be reproduced or utilized in any part, form or by any means, electronic or mechanical, including photocopying and microfilm, without permission in writing from PCTEST. If you have any questions about this international copyright or have an enquiry about obtaining additional rights to this report or assembly of contents thereof, please contact INFO@PCTEST.COM.

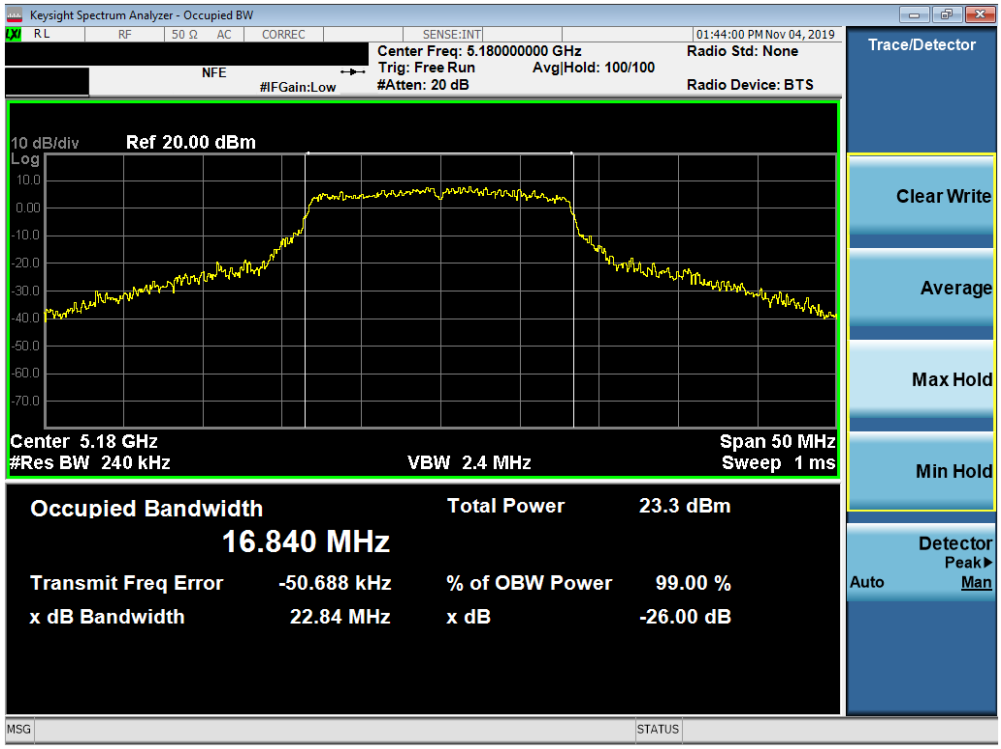

Plot 7-52. 26dB Bandwidth Plot SISO ANT2 (802.11a (UNII Band 1) – Ch. 36)

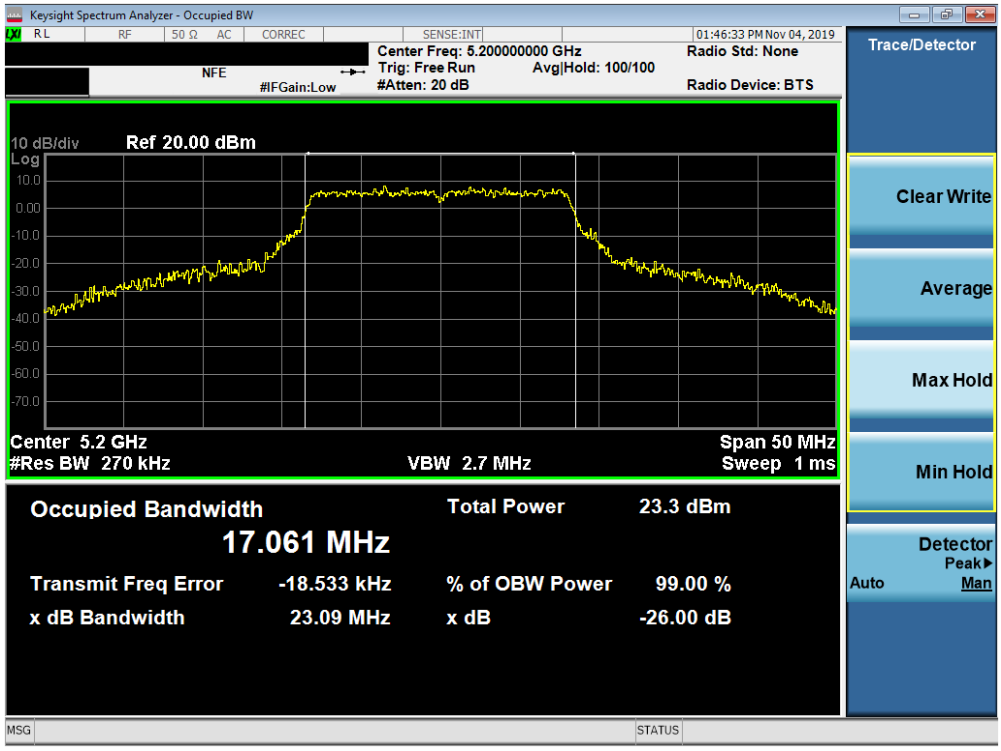

Plot 7-53. 26dB Bandwidth Plot SISO ANT2 (802.11a (UNII Band 1) – Ch. 40)

© 2020 PCTEST
All rights reserved. Unless otherwise specified, no part of this report may be reproduced or utilized in any part, form or by any means, electronic or mechanical, including photocopying and microfilm, without permission in writing from PCTEST. If you have any questions about this international copyright or have an enquiry about obtaining additional rights to this report or assembly of contents thereof, please contact INFO@PCTEST.COM.

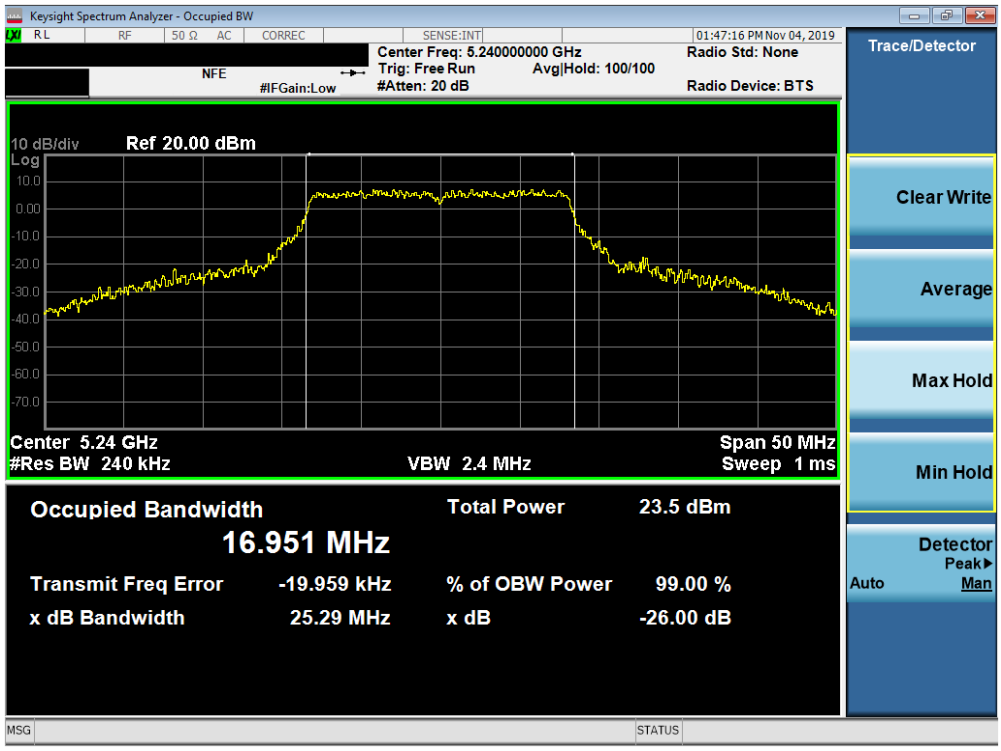

Plot 7-54. 26dB Bandwidth Plot SISO ANT2 (802.11a (UNII Band 1) – Ch. 48)

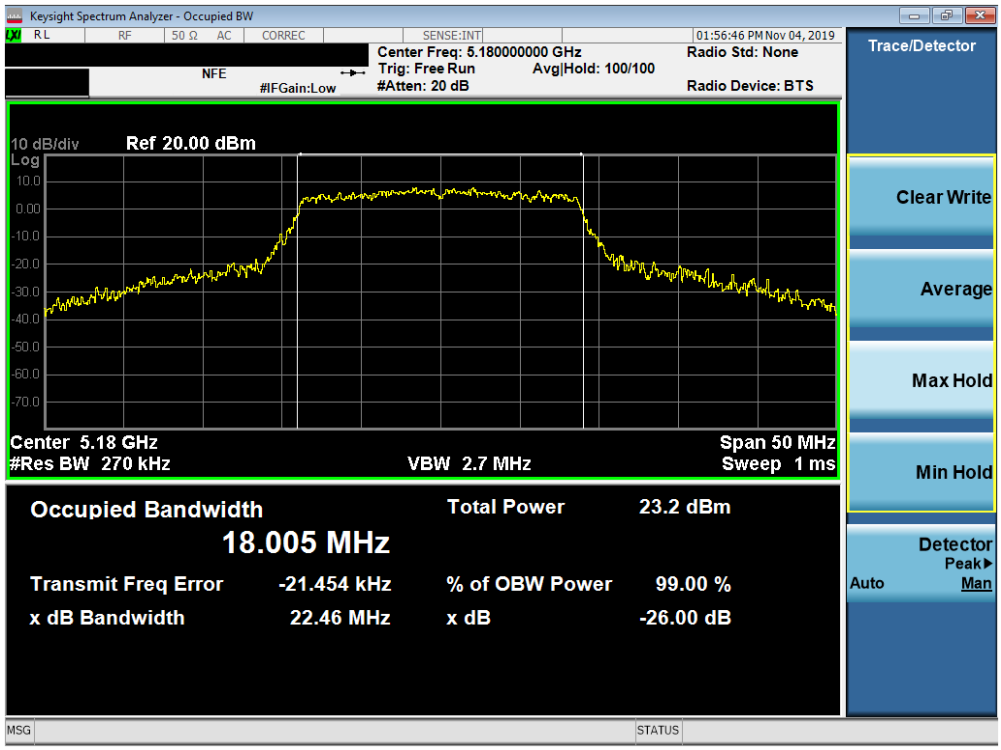

Plot 7-55. 26dB Bandwidth Plot SISO ANT2 (20MHz BW 802.11n (UNII Band 1) – Ch. 36)

© 2020 PCTEST
All rights reserved. Unless otherwise specified, no part of this report may be reproduced or utilized in any part, form or by any means, electronic or mechanical, including photocopying and microfilm, without permission in writing from PCTEST. If you have any questions about this international copyright or have an enquiry about obtaining additional rights to this report or assembly of contents thereof, please contact INFO@PCTEST.COM.

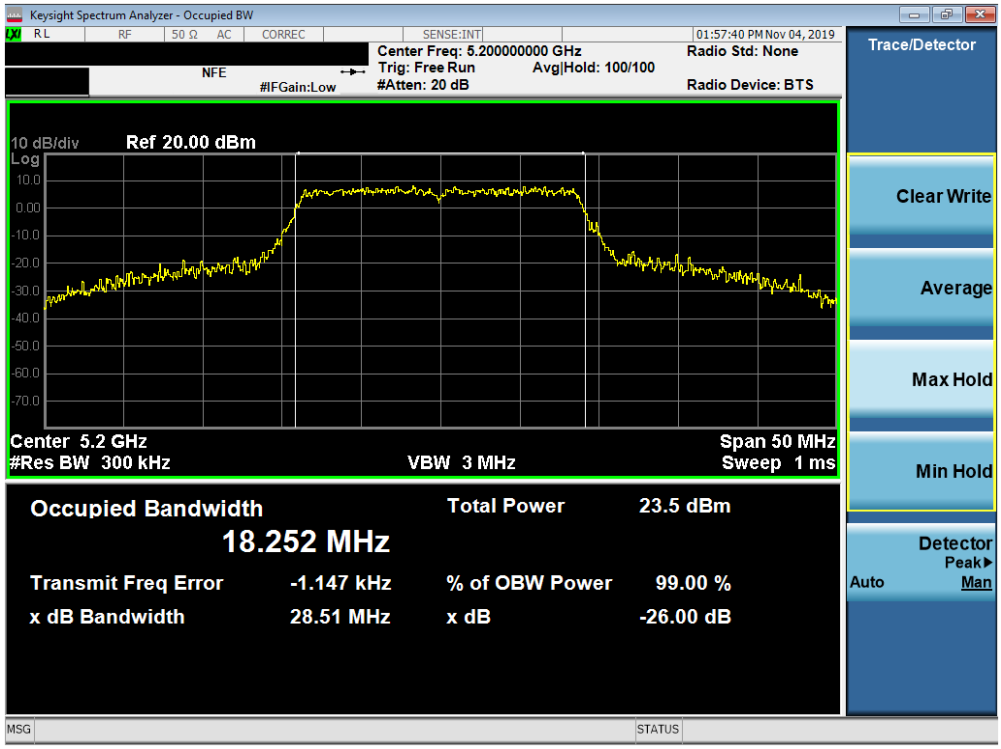

Plot 7-56. 26dB Bandwidth Plot SISO ANT2 (20MHz BW 802.11n (UNII Band 1) – Ch. 40)

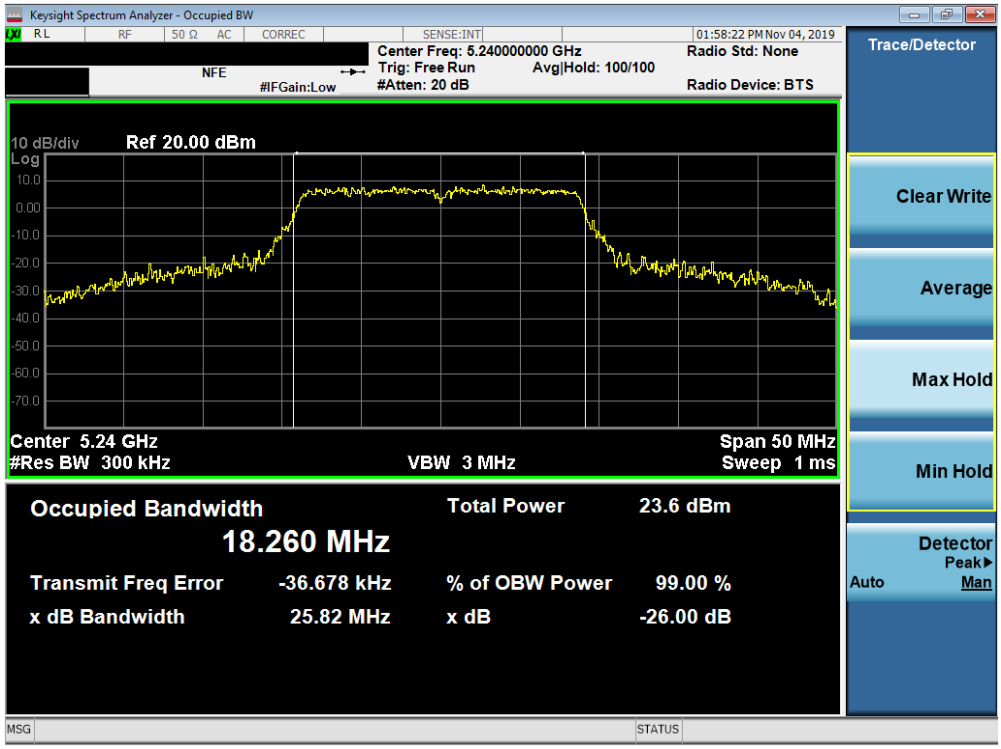

Plot 7-57. 26dB Bandwidth Plot SISO ANT2 (20MHz BW 802.11n (UNII Band 1) – Ch. 48)

© 2020 PCTEST
All rights reserved. Unless otherwise specified, no part of this report may be reproduced or utilized in any part, form or by any means, electronic or mechanical, including photocopying and microfilm, without permission in writing from PCTEST. If you have any questions about this international copyright or have an enquiry about obtaining additional rights to this report or assembly of contents thereof, please contact INFO@PCTEST.COM.

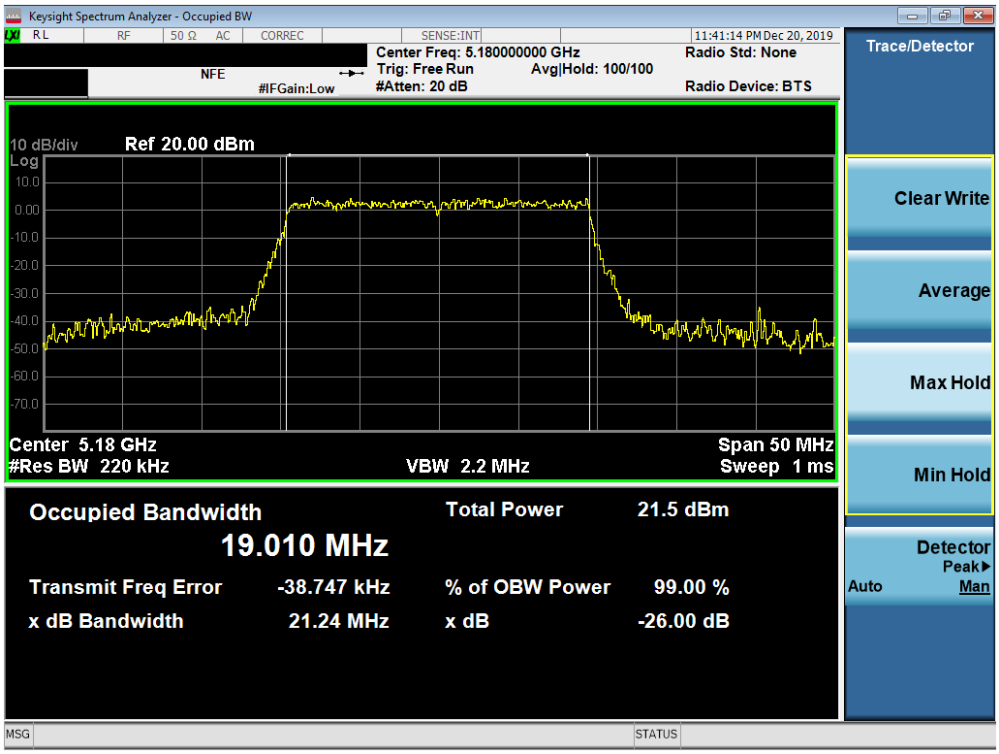

Plot 7-58. 26dB Bandwidth Plot SISO ANT2 (20MHz BW 802.11ax (UNII Band 1) – Ch. 36)

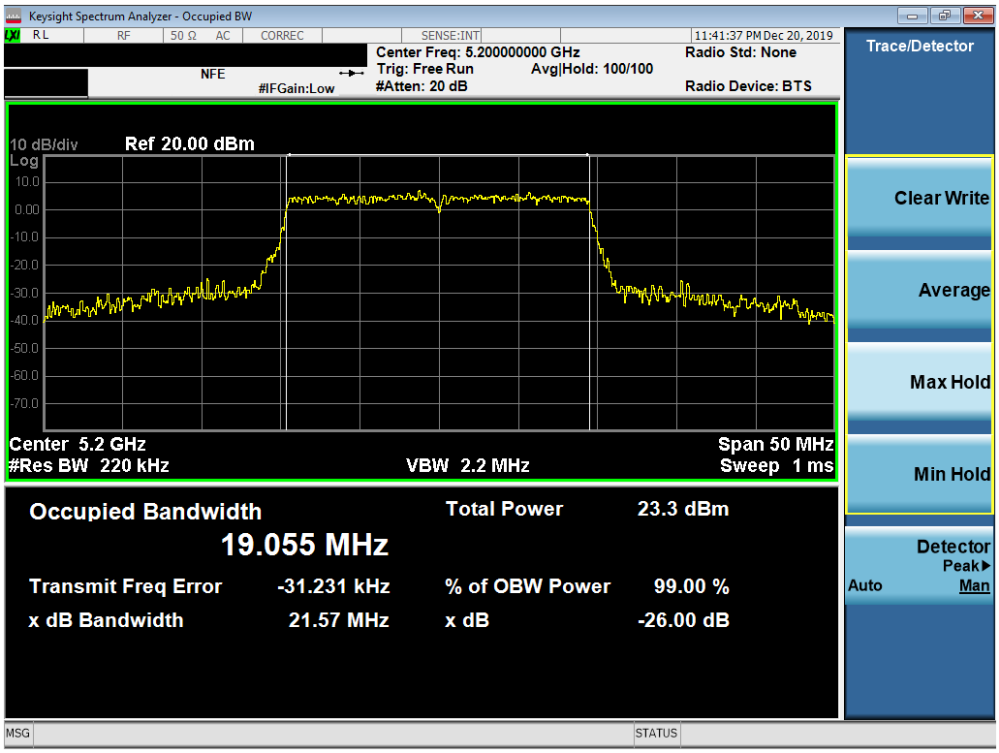

Plot 7-59. 26dB Bandwidth Plot SISO ANT2 (20MHz BW 802.11ax (UNII Band 1) – Ch. 40)

© 2020 PCTEST
All rights reserved. Unless otherwise specified, no part of this report may be reproduced or utilized in any part, form or by any means, electronic or mechanical, including photocopying and microfilm, without permission in writing from PCTEST. If you have any questions about this international copyright or have an enquiry about obtaining additional rights to this report or assembly of contents thereof, please contact INFO@PCTEST.COM.

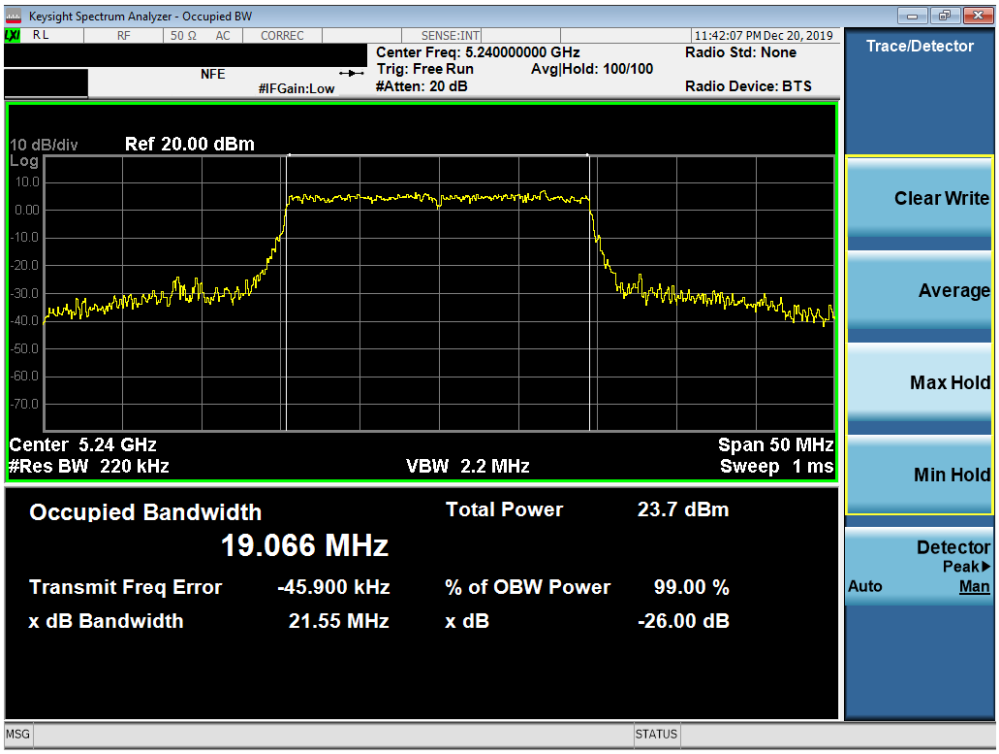

Plot 7-60. 26dB Bandwidth Plot SISO ANT2 (20MHz BW 802.11ax (UNII Band 1) – Ch. 48)

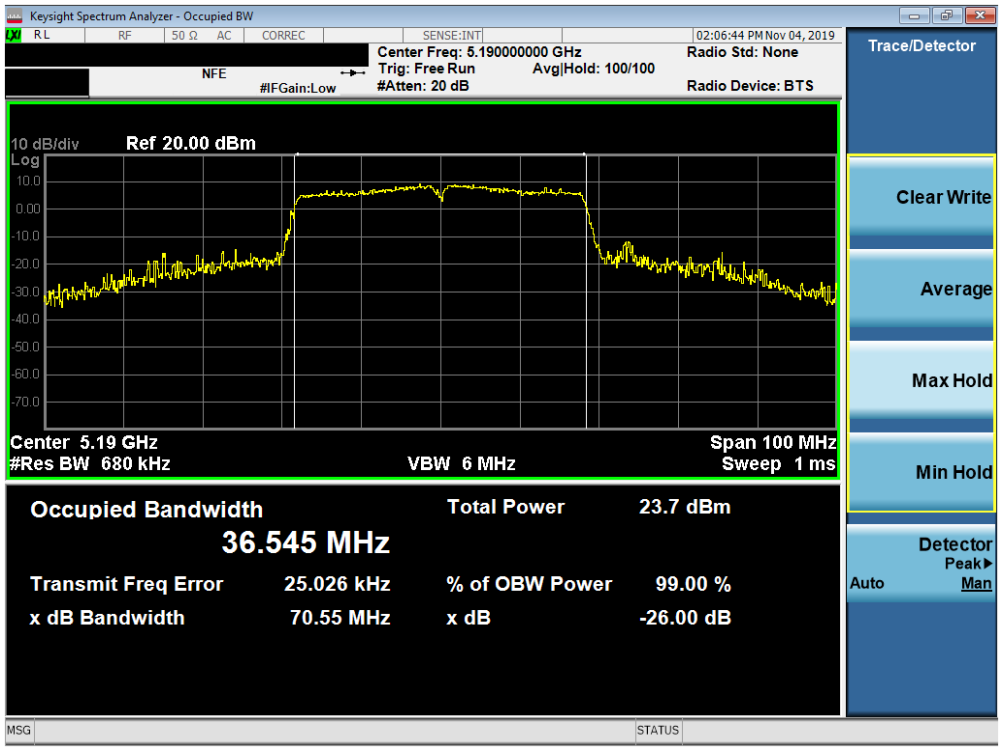

Plot 7-61. 26dB Bandwidth Plot SISO ANT2 (40MHz BW 802.11n (UNII Band 1) – Ch. 38)

© 2020 PCTEST V 9.0 02/01/2019

All rights reserved. Unless otherwise specified, no part of this report may be reproduced or utilized in any part, form or by any means, electronic or mechanical, including photocopying and microfilm, without permission in writing from PCTEST. If you have any questions about this international copyright or have an enquiry about obtaining additional rights to this report or assembly of contents thereof, please contact INFO@PCTEST.COM.

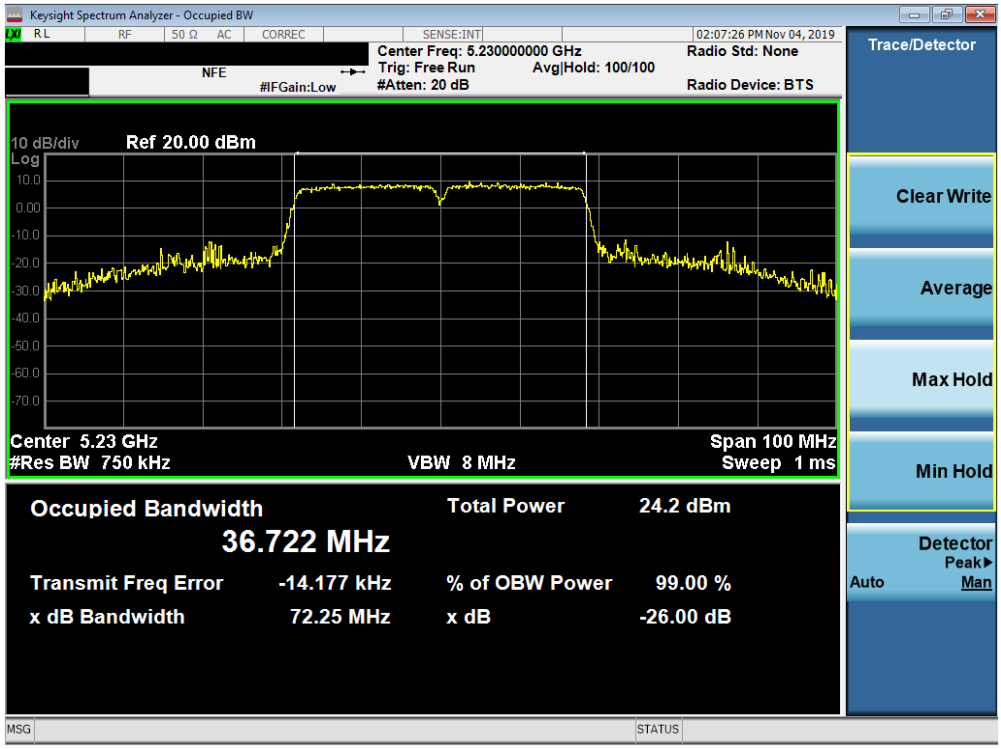

Plot 7-62. 26dB Bandwidth Plot SISO ANT2 (40MHz BW 802.11n (UNII Band 1) – Ch. 46)

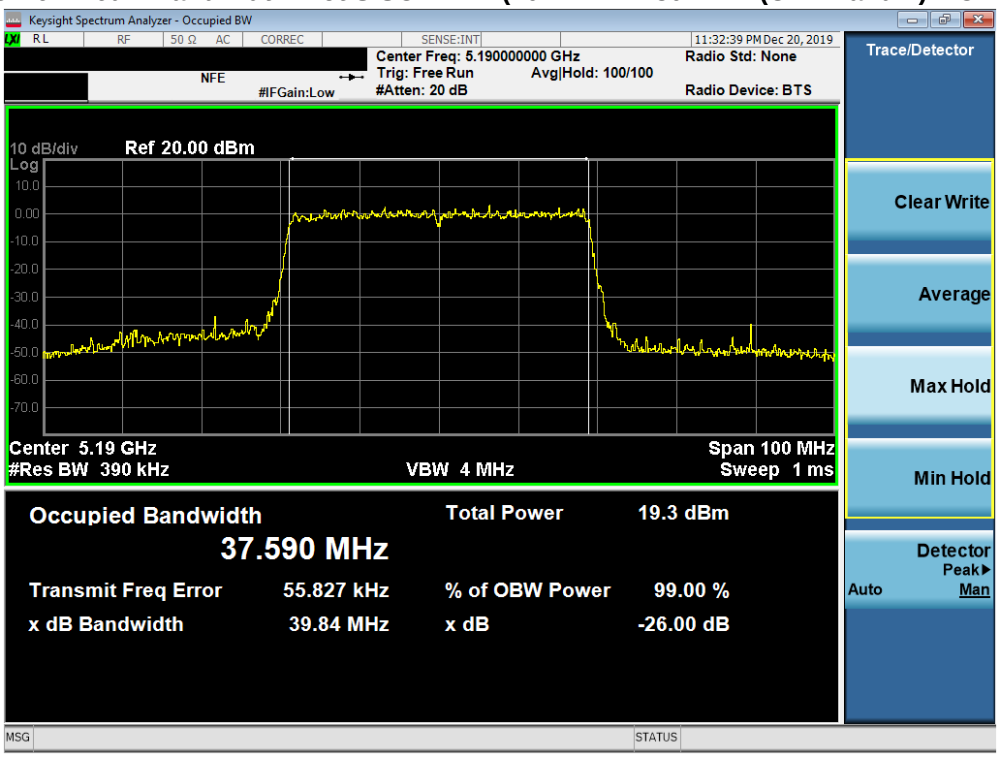

Plot 7-63. 26dB Bandwidth Plot SISO ANT2 (40MHz BW 802.11ax (UNII Band 1) – Ch. 38)

© 2020 PCTEST V 9.0 02/01/2019
All rights reserved. Unless otherwise specified, no part of this report may be reproduced or utilized in any part, form or by any means, electronic or mechanical, including photocopying and microfilm, without permission in writing from PCTEST. If you have any questions about this international copyright or have an enquiry about obtaining additional rights to this report or assembly of contents thereof, please contact INFO@PCTEST.COM.

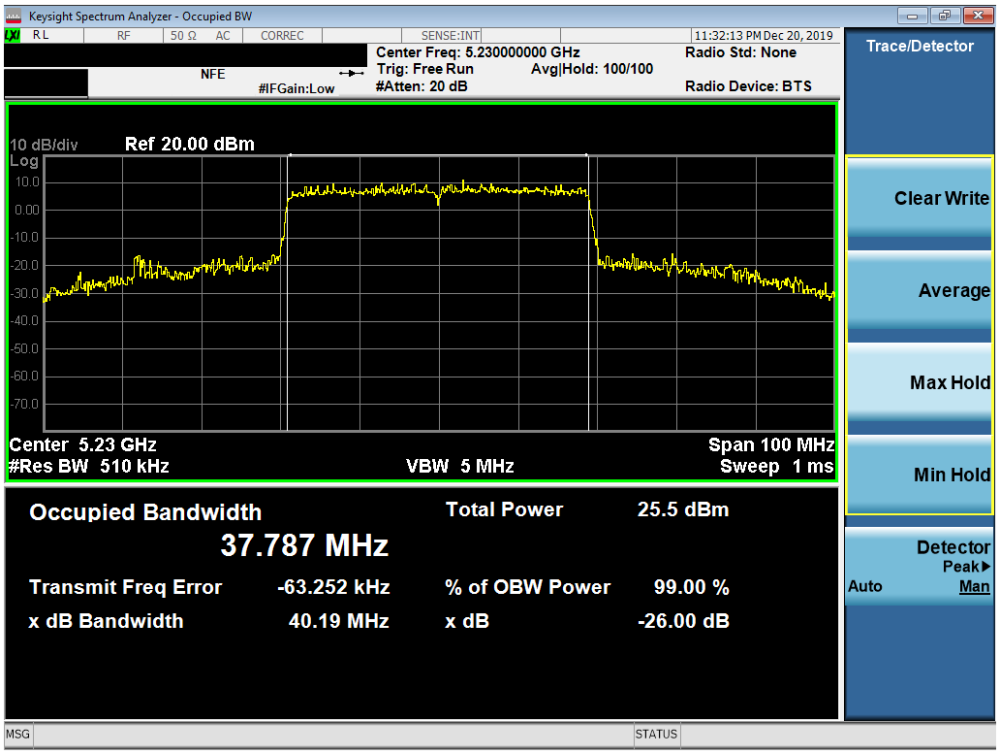

Plot 7-64. 26dB Bandwidth Plot SISO ANT2 (40MHz BW 802.11ax (UNII Band 1) – Ch. 46)

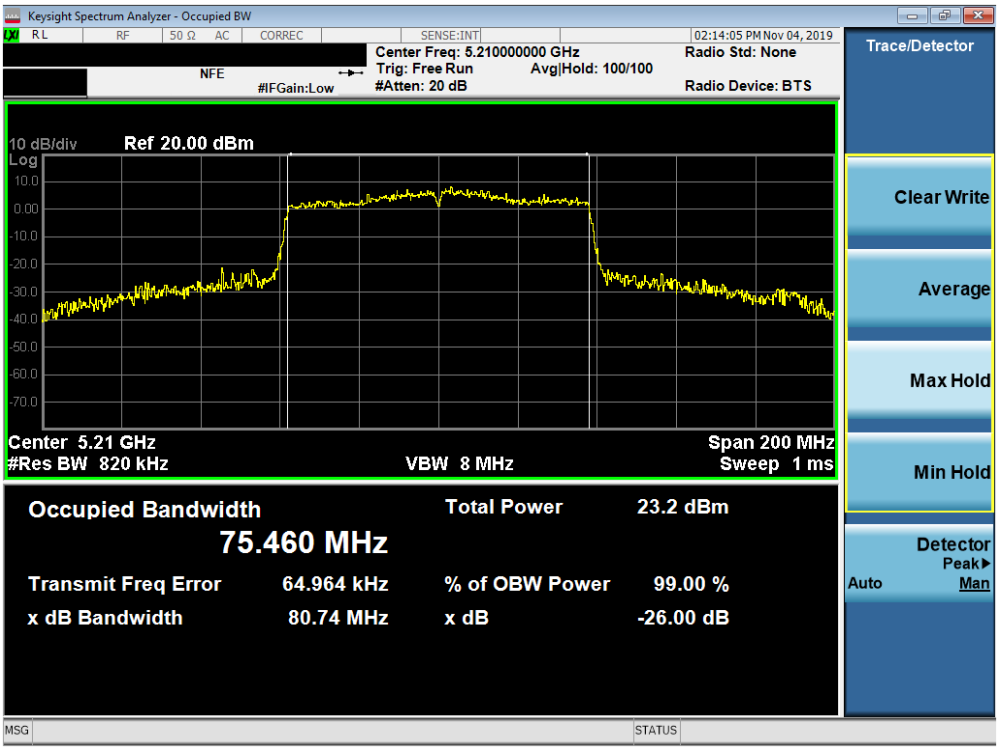

Plot 7-65. 26dB Bandwidth Plot SISO ANT2 (80MHz BW 802.11ac (UNII Band 1) – Ch. 42)

© 2020 PCTEST
All rights reserved. Unless otherwise specified, no part of this report may be reproduced or utilized in any part, form or by any means, electronic or mechanical, including photocopying and microfilm, without permission in writing from PCTEST. If you have any questions about this international copyright or have an enquiry about obtaining additional rights to this report or assembly of contents thereof, please contact INFO@PCTEST.COM.

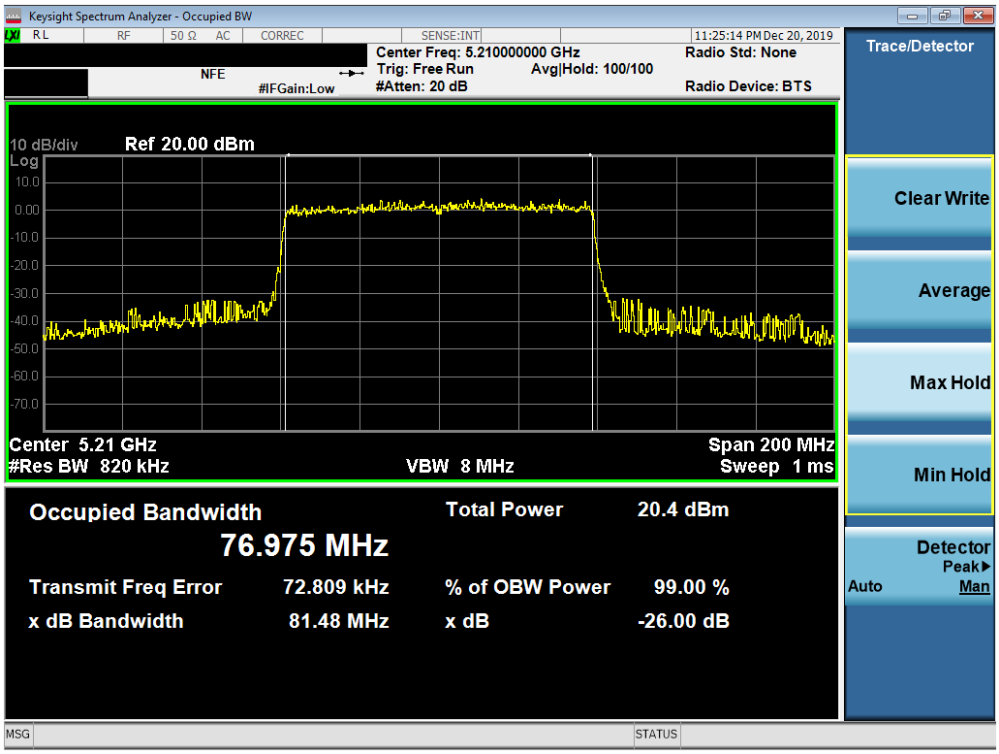

Plot 7-66. 26dB Bandwidth Plot SISO ANT2 (80MHz BW 802.11ax (UNII Band 1) – Ch. 42)

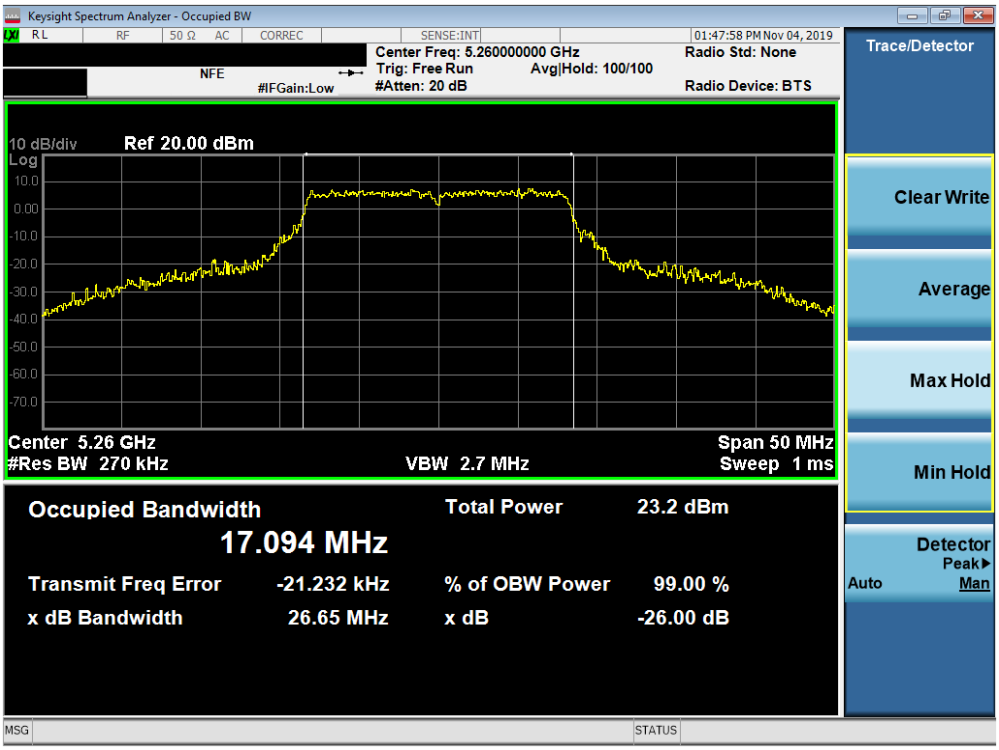

Plot 7-67. 26dB Bandwidth Plot SISO ANT2 (802.11a (UNII Band 2A) – Ch. 52)

© 2020 PCTEST V 9.0 02/01/2019
All rights reserved. Unless otherwise specified, no part of this report may be reproduced or utilized in any part, form or by any means, electronic or mechanical, including photocopying and microfilm, without permission in writing from PCTEST. If you have any questions about this international copyright or have an enquiry about obtaining additional rights to this report or assembly of contents thereof, please contact INFO@PCTEST.COM.

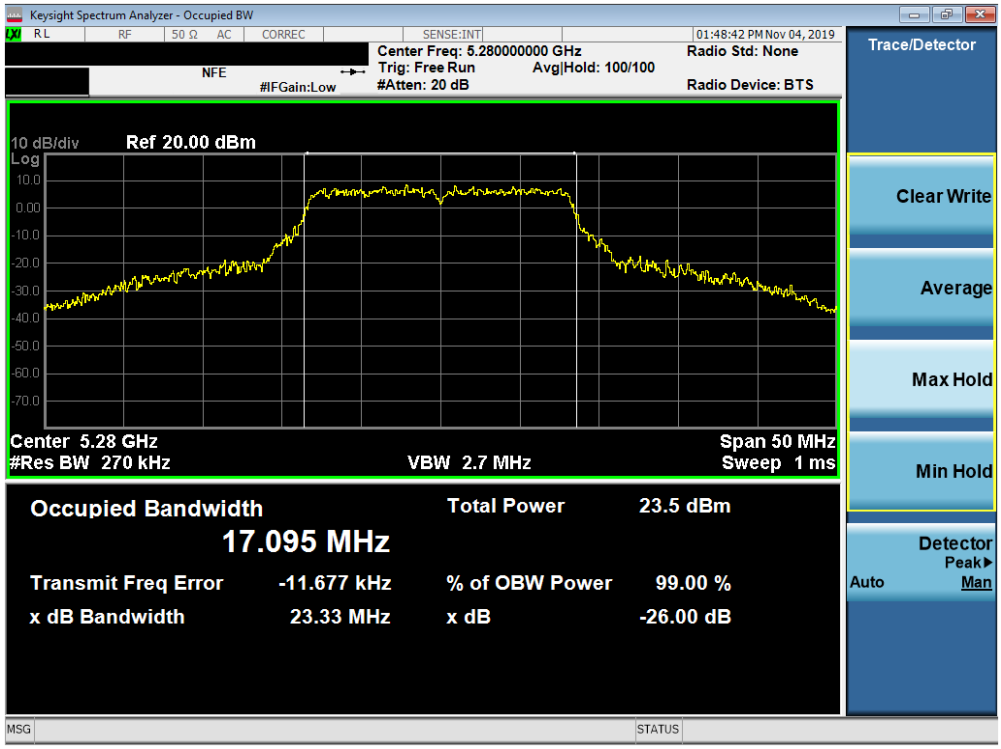

Plot 7-68. 26dB Bandwidth Plot SISO ANT2 (802.11a (UNII Band 2A) – Ch. 56)

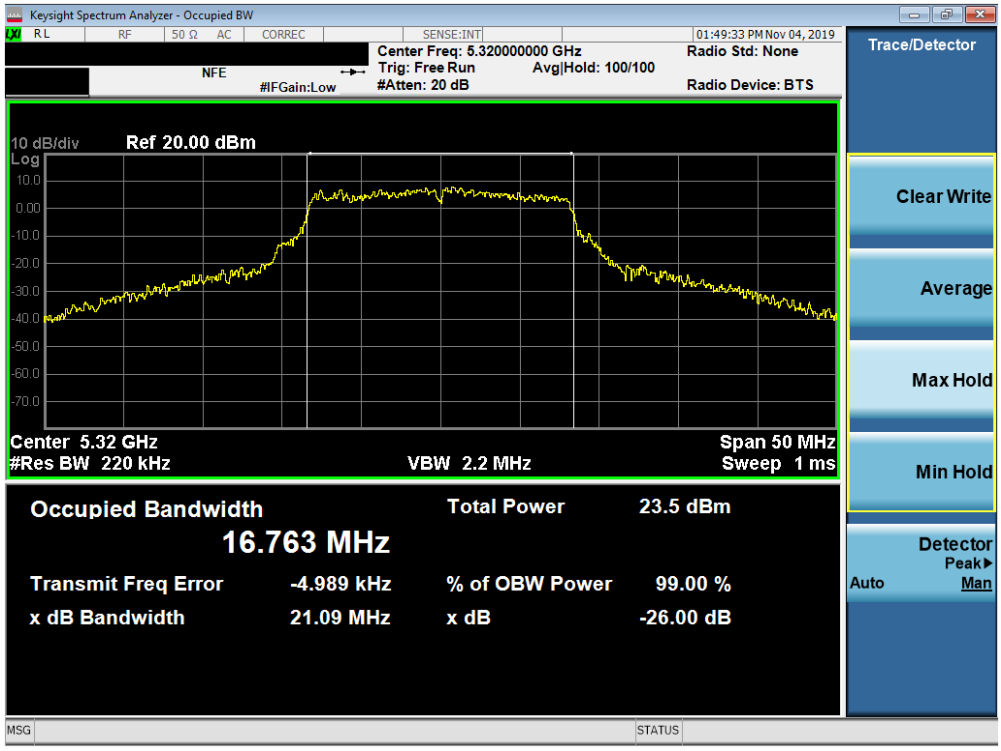

Plot 7-69. 26dB Bandwidth Plot SISO ANT2 (802.11a (UNII Band 2A) – Ch. 64)

© 2020 PCTEST
All rights reserved. Unless otherwise specified, no part of this report may be reproduced or utilized in any part, form or by any means, electronic or mechanical, including photocopying and microfilm, without permission in writing from PCTEST. If you have any questions about this international copyright or have an enquiry about obtaining additional rights to this report or assembly of contents thereof, please contact INFO@PCTEST.COM.

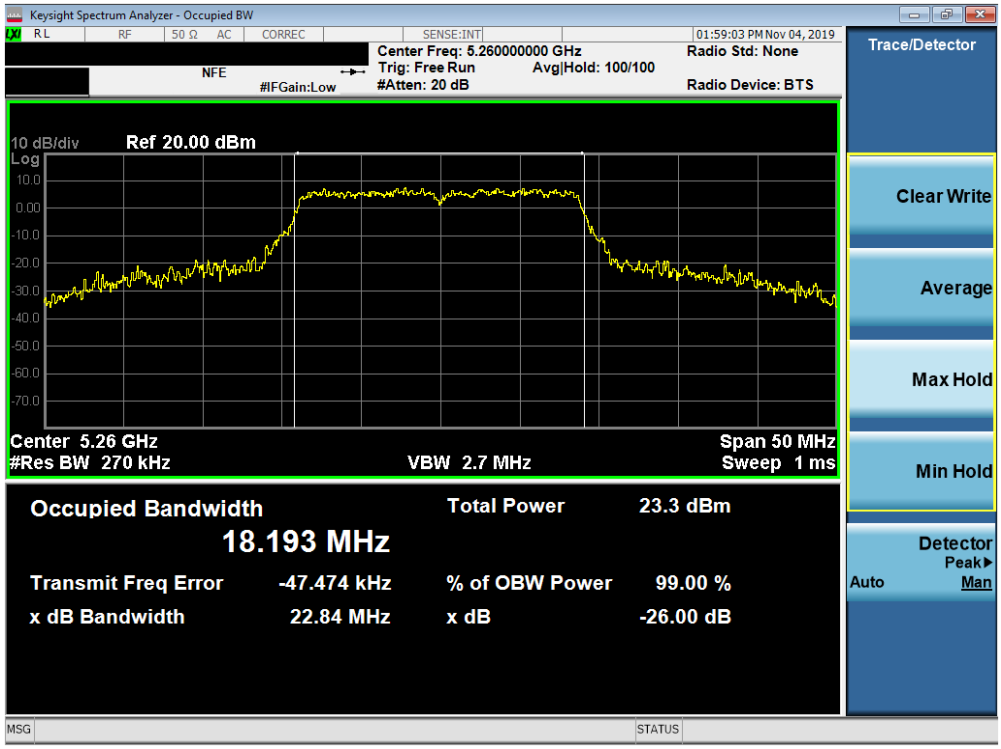

Plot 7-70. 26dB Bandwidth Plot SISO ANT2 (20MHz BW 802.11n (UNII Band 2A) – Ch. 52)

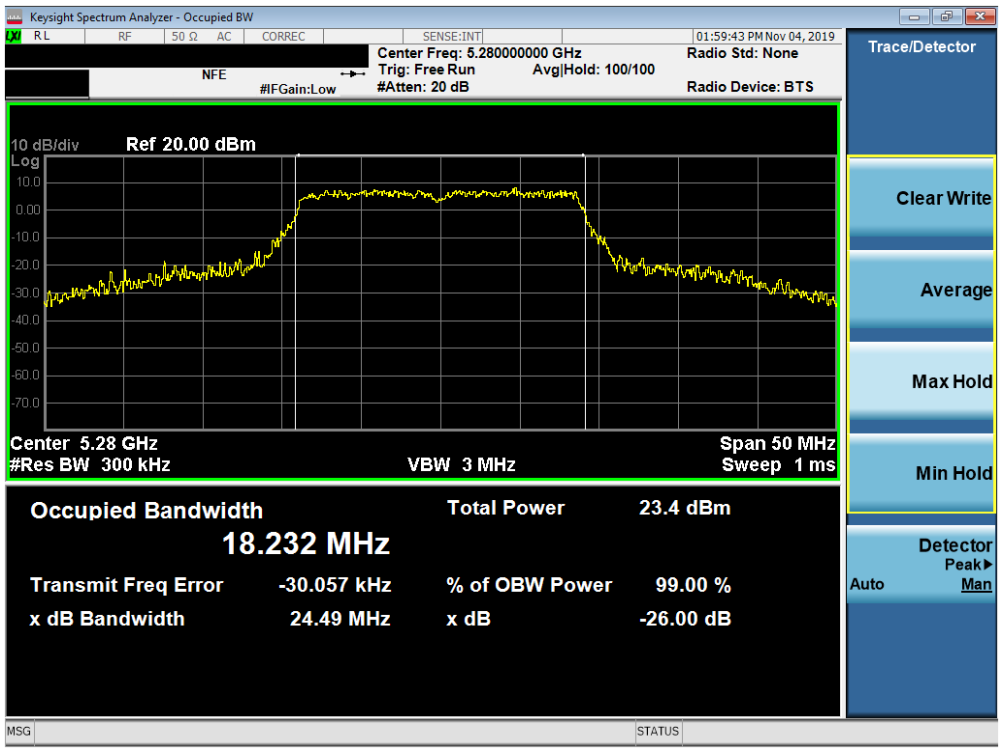

Plot 7-71. 26dB Bandwidth Plot SISO ANT2 (20MHz BW 802.11n (UNII Band 2A) – Ch. 56)

© 2020 PCTEST
All rights reserved. Unless otherwise specified, no part of this report may be reproduced or utilized in any part, form or by any means, electronic or mechanical, including photocopying and microfilm, without permission in writing from PCTEST. If you have any questions about this international copyright or have an enquiry about obtaining additional rights to this report or assembly of contents thereof, please contact INFO@PCTEST.COM.

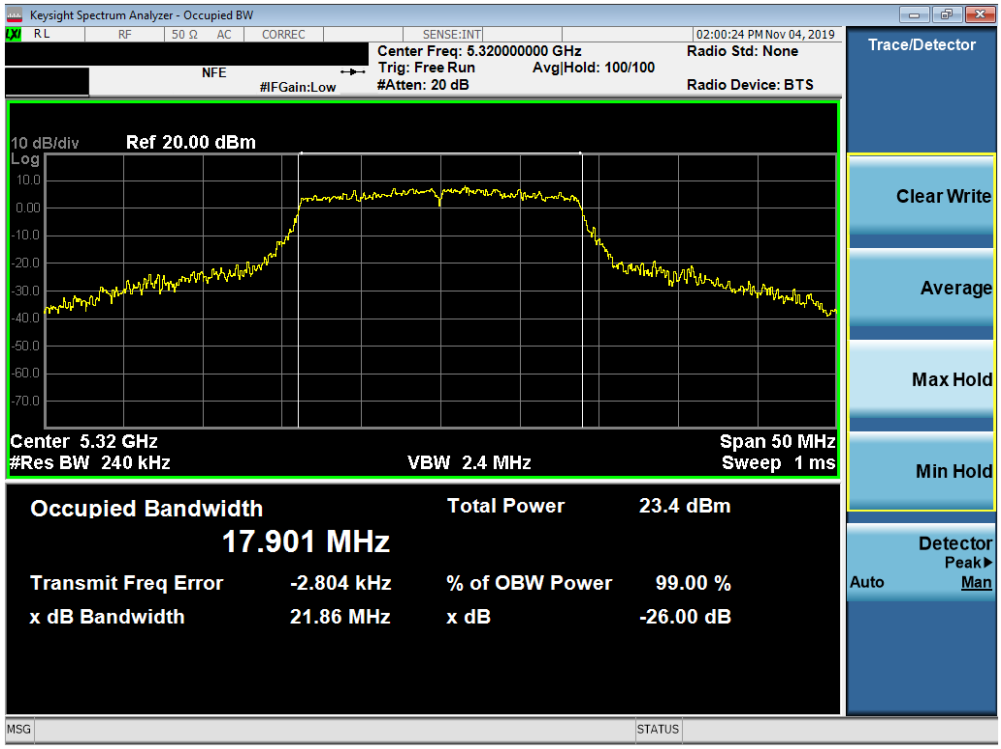

Plot 7-72. 26dB Bandwidth Plot SISO ANT2 (20MHz BW 802.11n (UNII Band 2A) – Ch. 64)

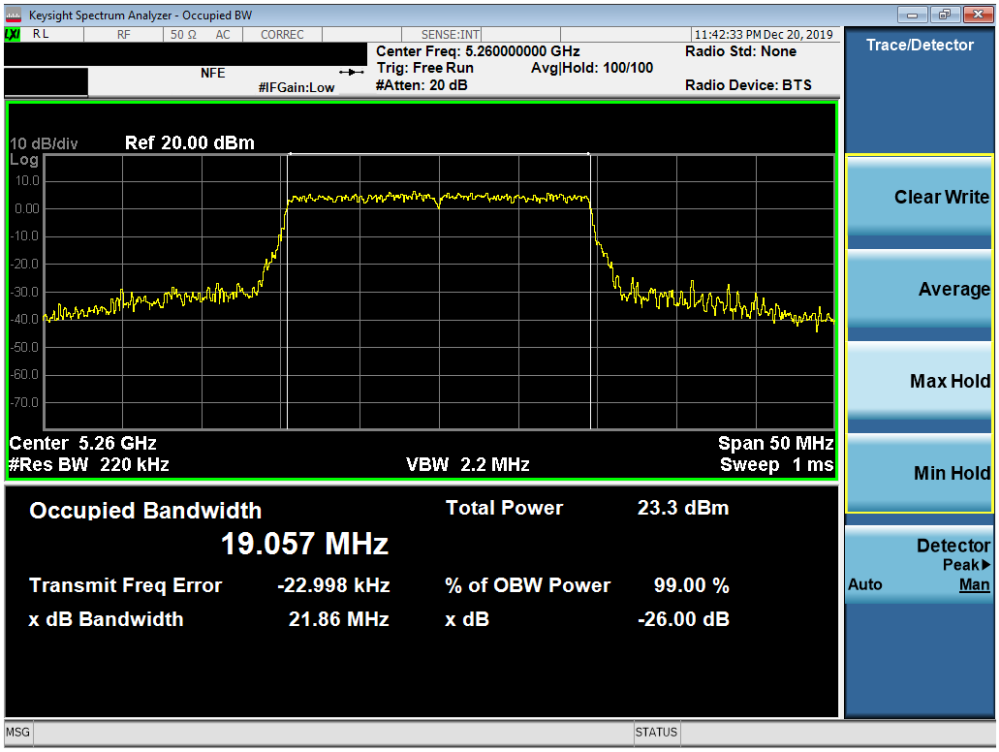

Plot 7-73. 26dB Bandwidth Plot SISO ANT2 (20MHz BW 802.11ax (UNII Band 2A) – Ch. 52)

© 2020 PCTEST
All rights reserved. Unless otherwise specified, no part of this report may be reproduced or utilized in any part, form or by any means, electronic or mechanical, including photocopying and microfilm, without permission in writing from PCTEST. If you have any questions about this international copyright or have an enquiry about obtaining additional rights to this report or assembly of contents thereof, please contact INFO@PCTEST.COM.

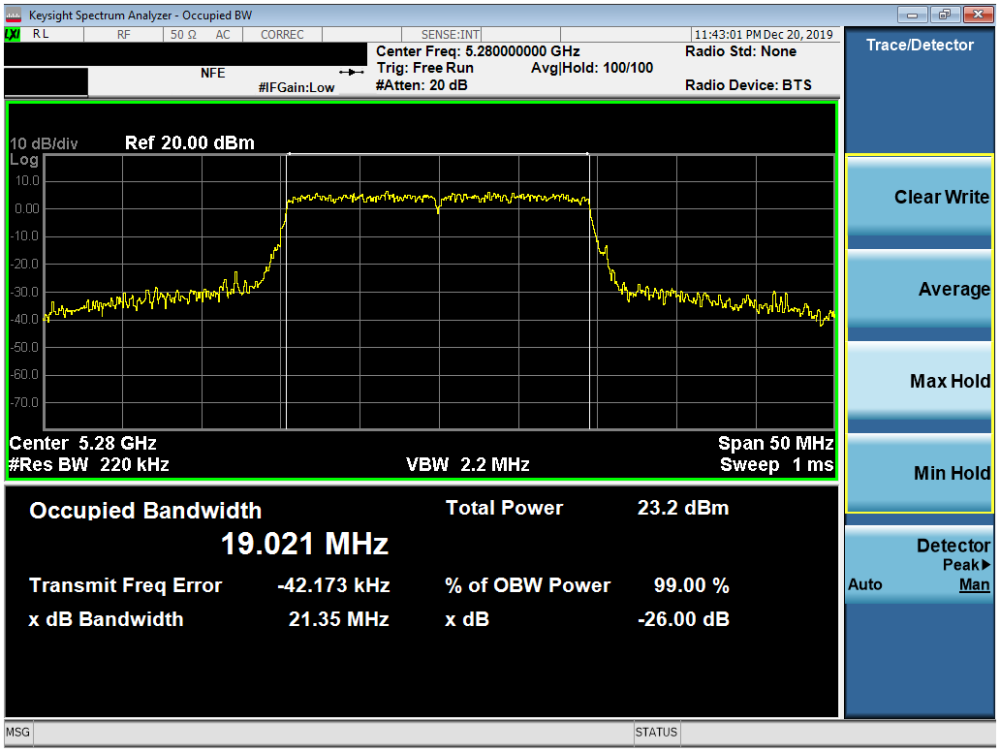

Plot 7-74. 26dB Bandwidth Plot SISO ANT2 (20MHz BW 802.11ax (UNII Band 2A) – Ch. 56)

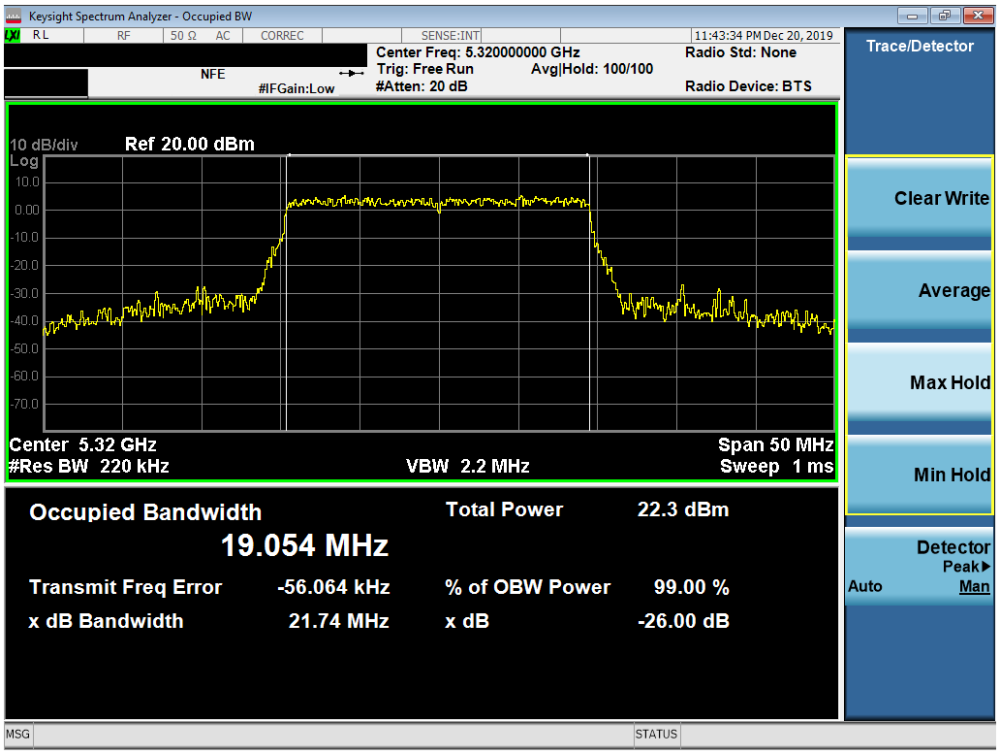

Plot 7-75. 26dB Bandwidth Plot SISO ANT2 (20MHz BW 802.11ax (UNII Band 2A) – Ch. 64)

© 2020 PCTEST
All rights reserved. Unless otherwise specified, no part of this report may be reproduced or utilized in any part, form or by any means, electronic or mechanical, including photocopying and microfilm, without permission in writing from PCTEST. If you have any questions about this international copyright or have an enquiry about obtaining additional rights to this report or assembly of contents thereof, please contact INFO@PCTEST.COM.

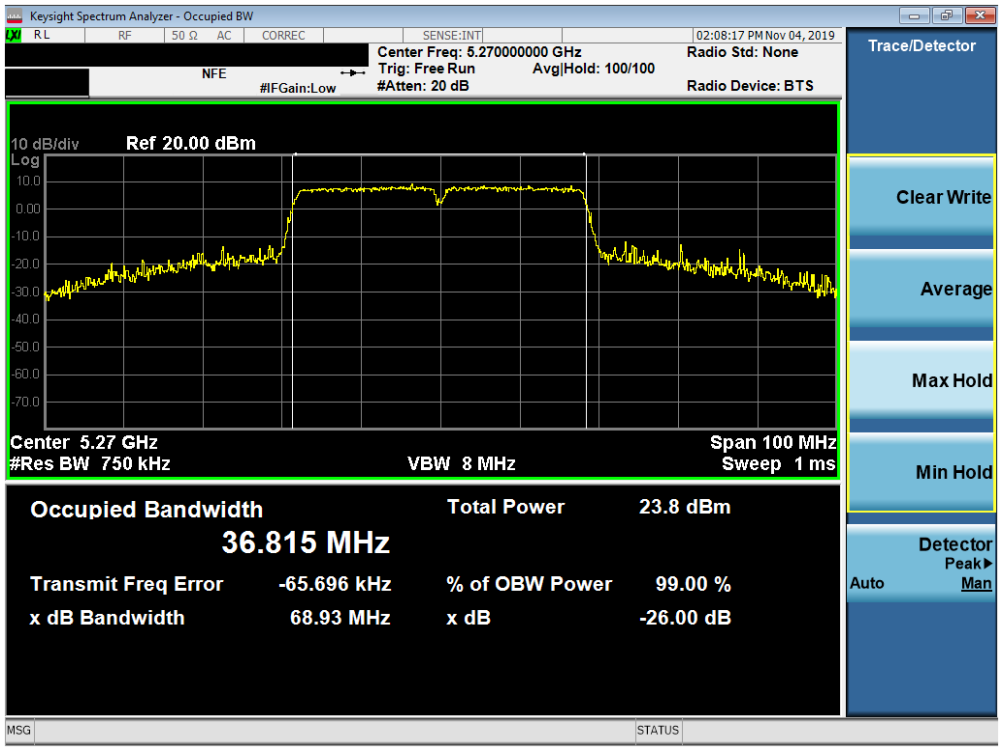

Plot 7-76. 26dB Bandwidth Plot SISO ANT2 (40MHz BW 802.11n (UNII Band 2A) – Ch. 54)

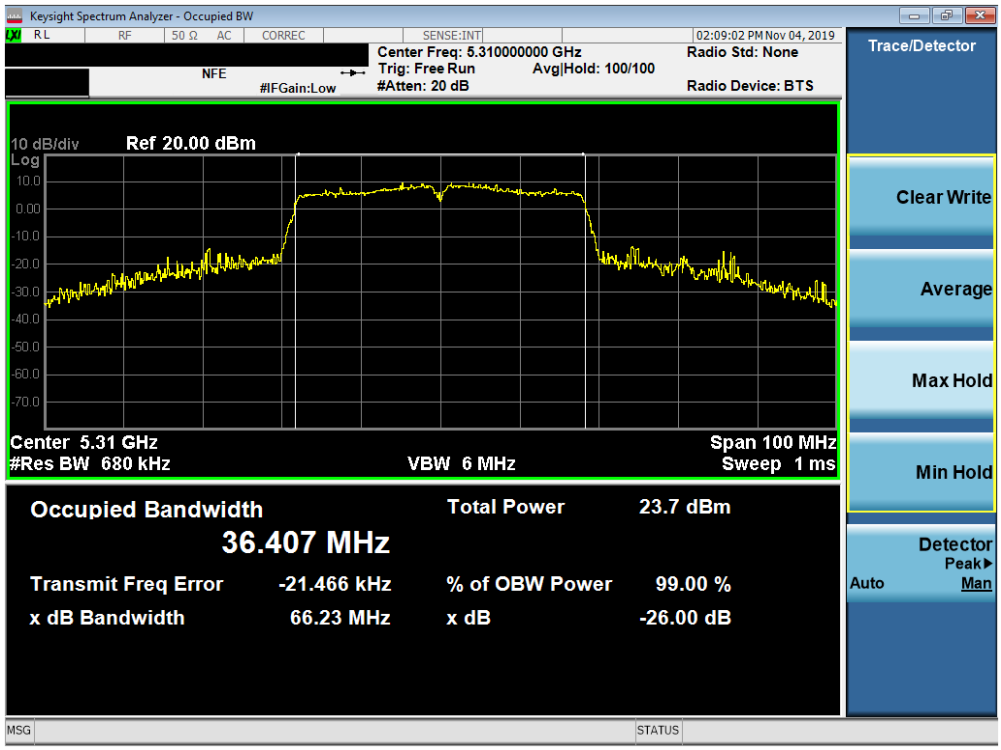

Plot 7-77. 26dB Bandwidth Plot SISO ANT2 (40MHz BW 802.11n (UNII Band 2A) – Ch. 62)

© 2020 PCTEST
All rights reserved. Unless otherwise specified, no part of this report may be reproduced or utilized in any part, form or by any means, electronic or mechanical, including photocopying and microfilm, without permission in writing from PCTEST. If you have any questions about this international copyright or have an enquiry about obtaining additional rights to this report or assembly of contents thereof, please contact INFO@PCTEST.COM.

Plot 7-78. 26dB Bandwidth Plot SISO ANT2 (40MHz BW 802.11ax (UNII Band 2A) – Ch. 54)

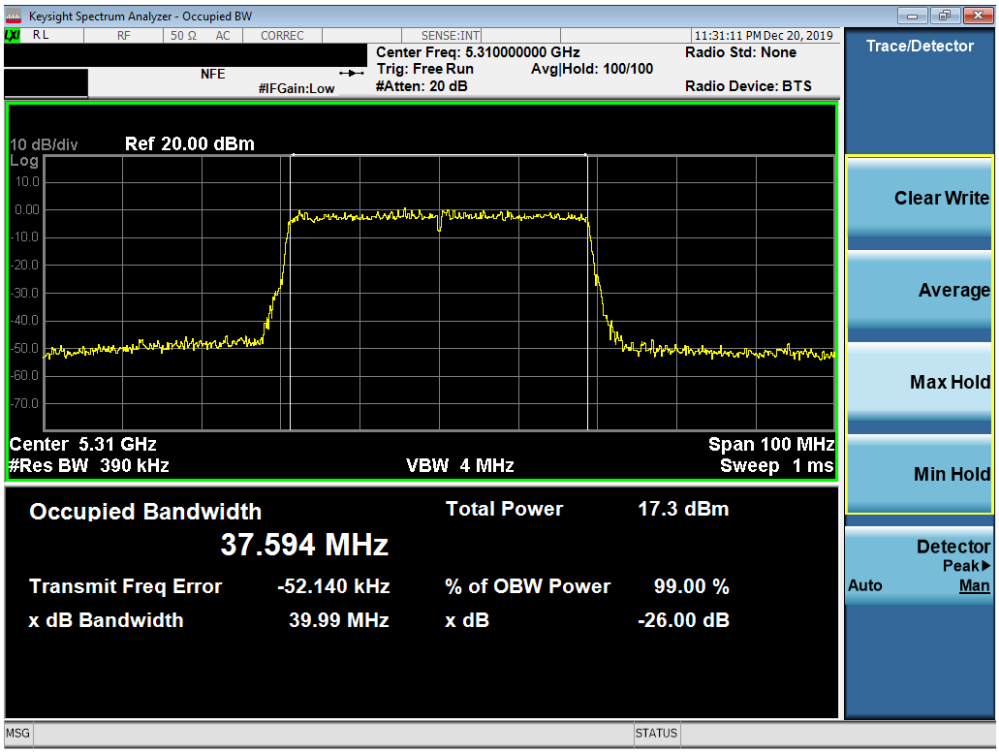

Plot 7-79. 26dB Bandwidth Plot SISO ANT2 (40MHz BW 802.11ax (UNII Band 2A) – Ch. 62)

© 2020 PCTEST
All rights reserved. Unless otherwise specified, no part of this report may be reproduced or utilized in any part, form or by any means, electronic or mechanical, including photocopying and microfilm, without permission in writing from PCTEST. If you have any questions about this international copyright or have an enquiry about obtaining additional rights to this report or assembly of contents thereof, please contact INFO@PCTEST.COM.

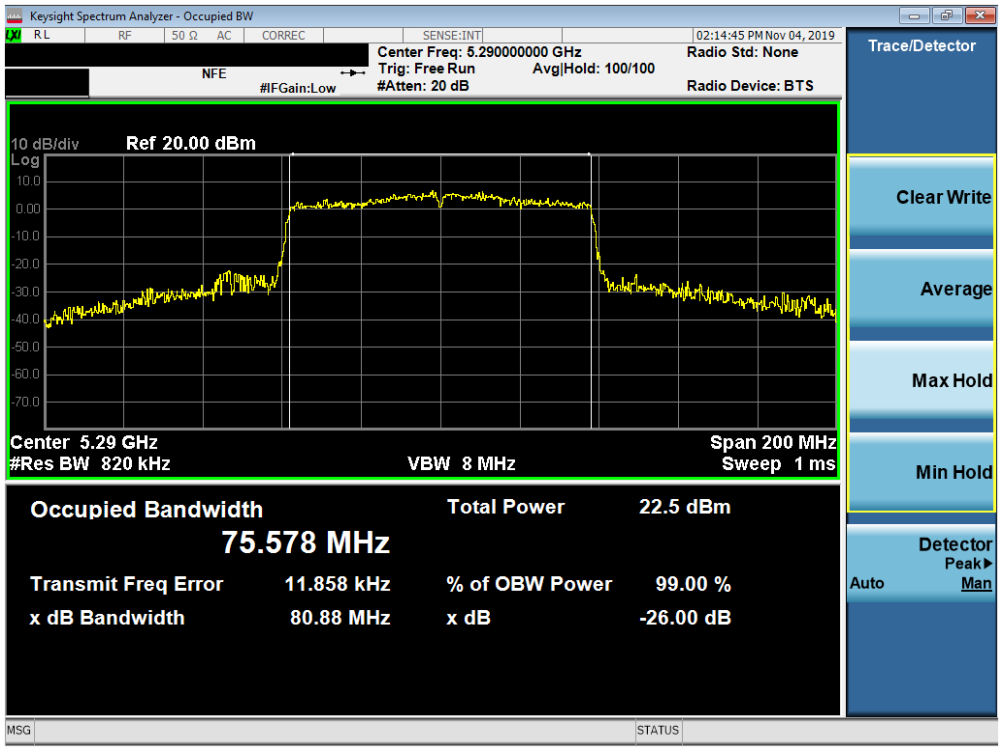

Plot 7-80. 26dB Bandwidth Plot SISO ANT2 (80MHz BW 802.11ac (UNII Band 2A) – Ch. 58)

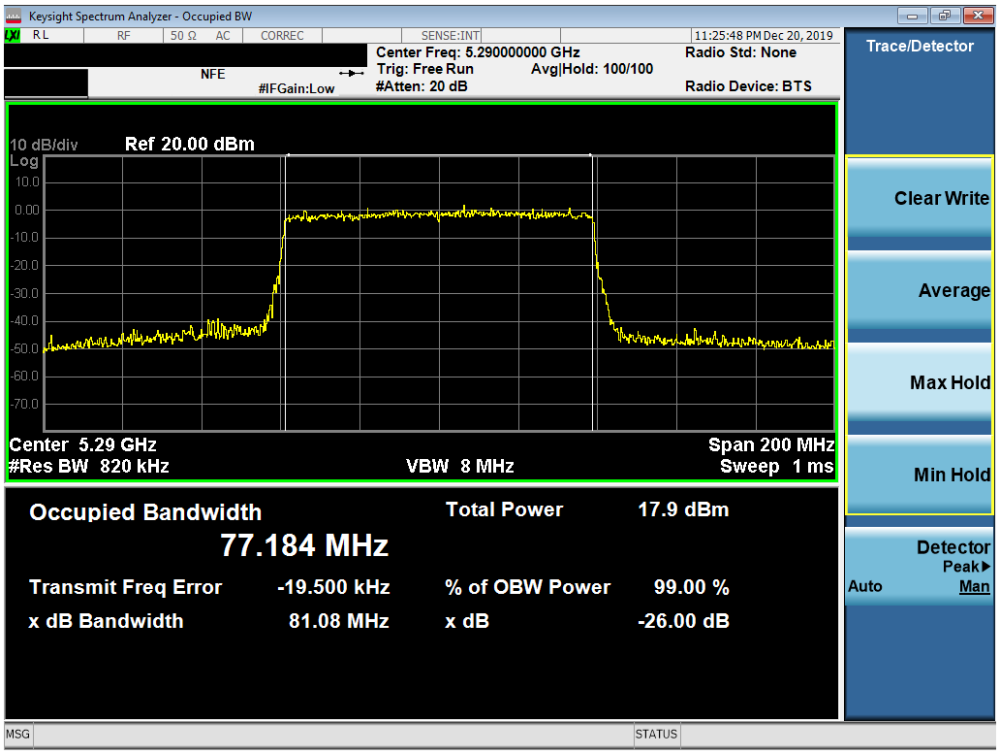

Plot 7-81. 26dB Bandwidth Plot SISO ANT2 (80MHz BW 802.11ax (UNII Band 2A) – Ch. 58)

© 2020 PCTEST
All rights reserved. Unless otherwise specified, no part of this report may be reproduced or utilized in any part, form or by any means, electronic or mechanical, including photocopying and microfilm, without permission in writing from PCTEST. If you have any questions about this international copyright or have an enquiry about obtaining additional rights to this report or assembly of contents thereof, please contact INFO@PCTEST.COM.

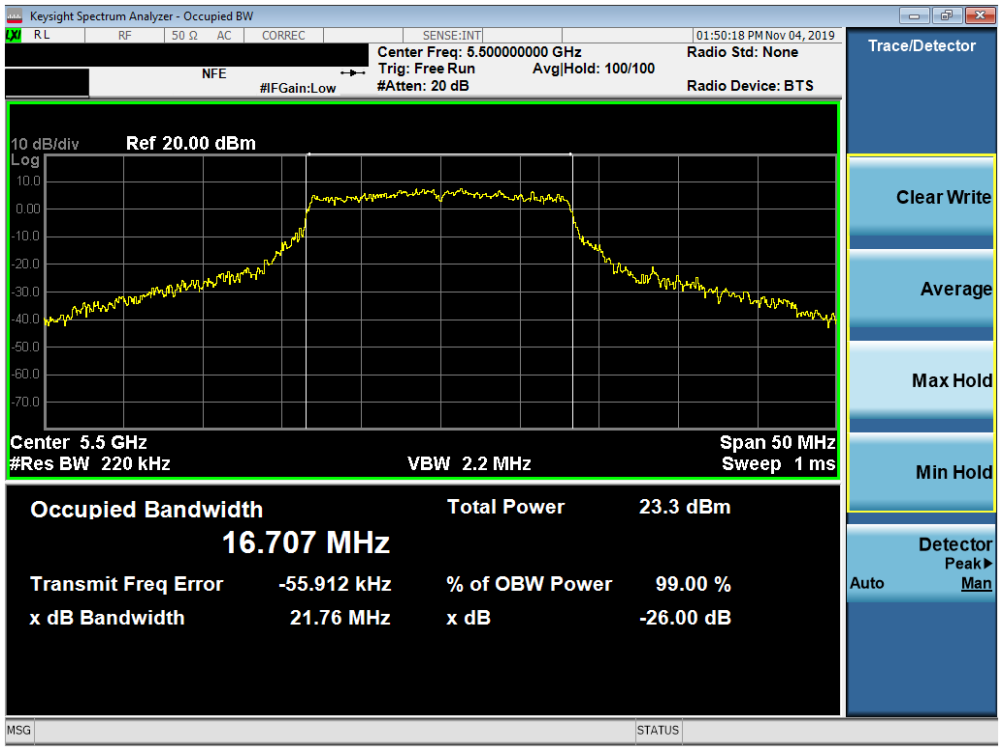

Plot 7-82. 26dB Bandwidth Plot SISO ANT2 (802.11a (UNII Band 2C) – Ch. 100)

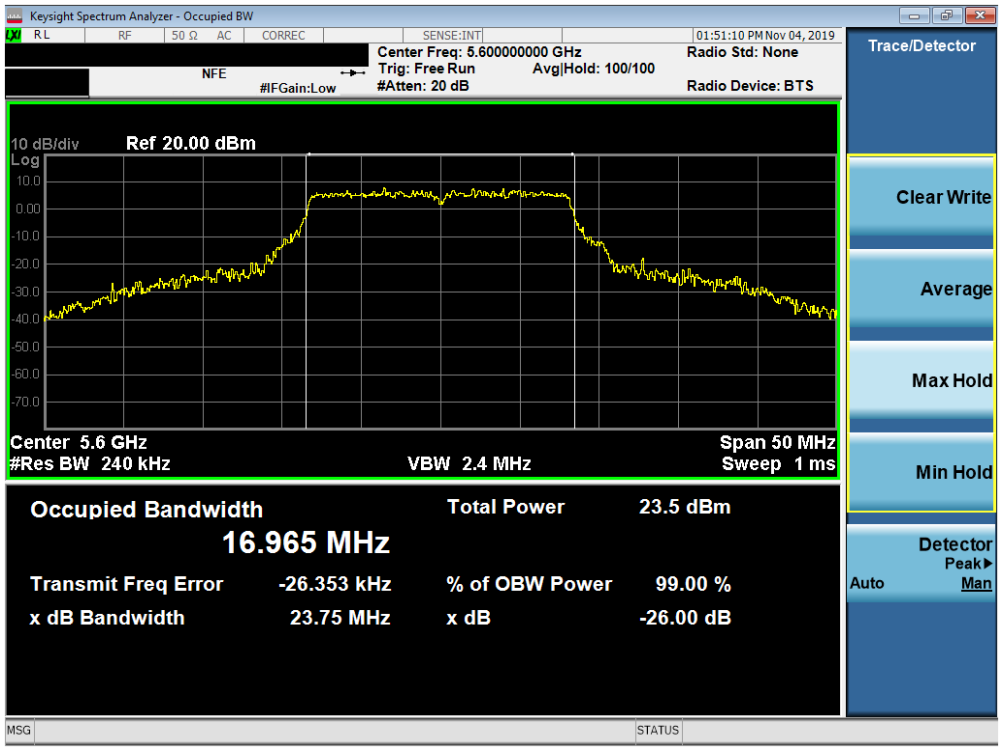

Plot 7-83. 26dB Bandwidth Plot SISO ANT2 (802.11a (UNII Band 2C) – Ch. 120)

© 2020 PCTEST
All rights reserved. Unless otherwise specified, no part of this report may be reproduced or utilized in any part, form or by any means, electronic or mechanical, including photocopying and microfilm, without permission in writing from PCTEST. If you have any questions about this international copyright or have an enquiry about obtaining additional rights to this report or assembly of contents thereof, please contact INFO@PCTEST.COM.

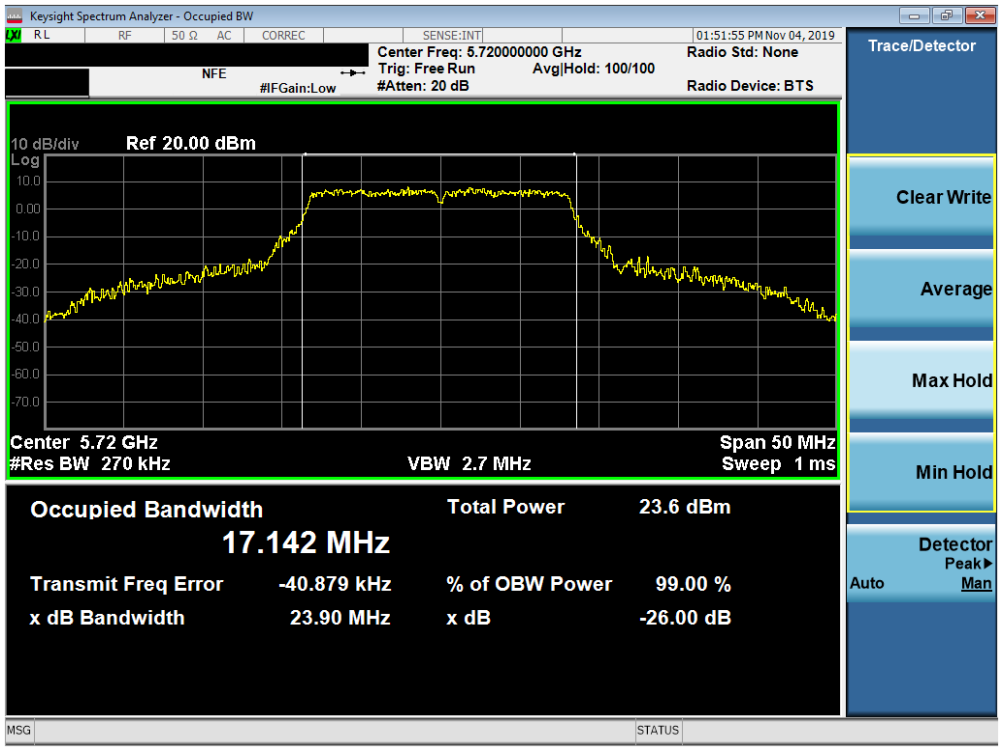

Plot 7-84. 26dB Bandwidth Plot SISO ANT2 (802.11a (UNII Band 2C) – Ch. 144)

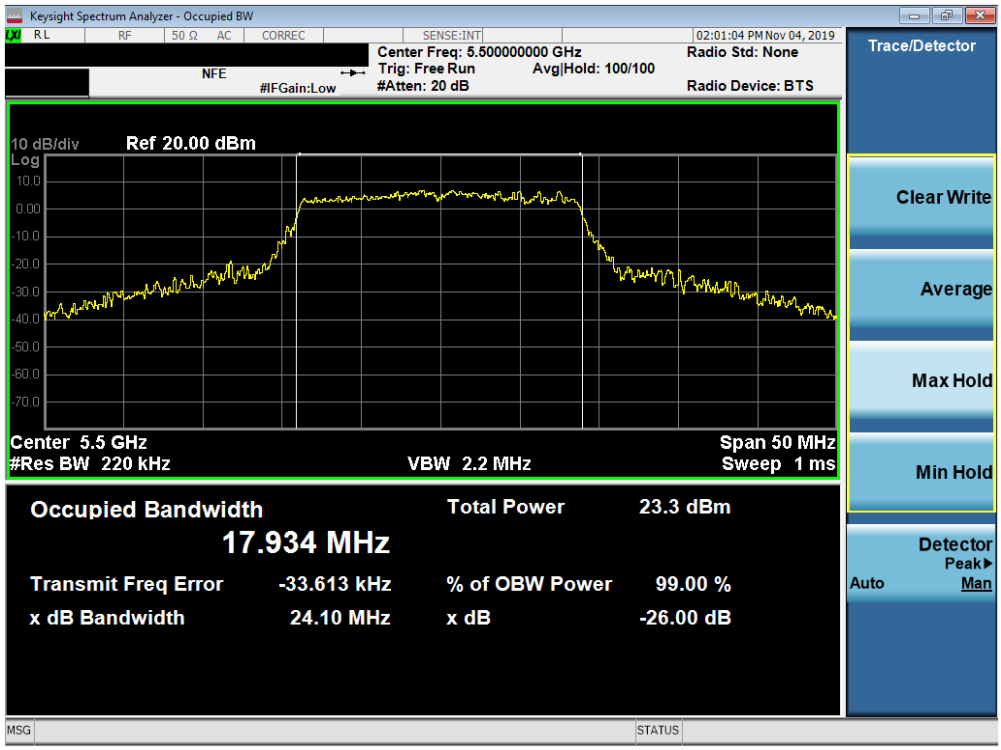

Plot 7-85. 26dB Bandwidth Plot SISO ANT2 (20MHz BW 802.11n (UNII Band 2C) – Ch. 100)

© 2020 PCTEST
All rights reserved. Unless otherwise specified, no part of this report may be reproduced or utilized in any part, form or by any means, electronic or mechanical, including photocopying and microfilm, without permission in writing from PCTEST. If you have any questions about this international copyright or have an enquiry about obtaining additional rights to this report or assembly of contents thereof, please contact INFO@PCTEST.COM.

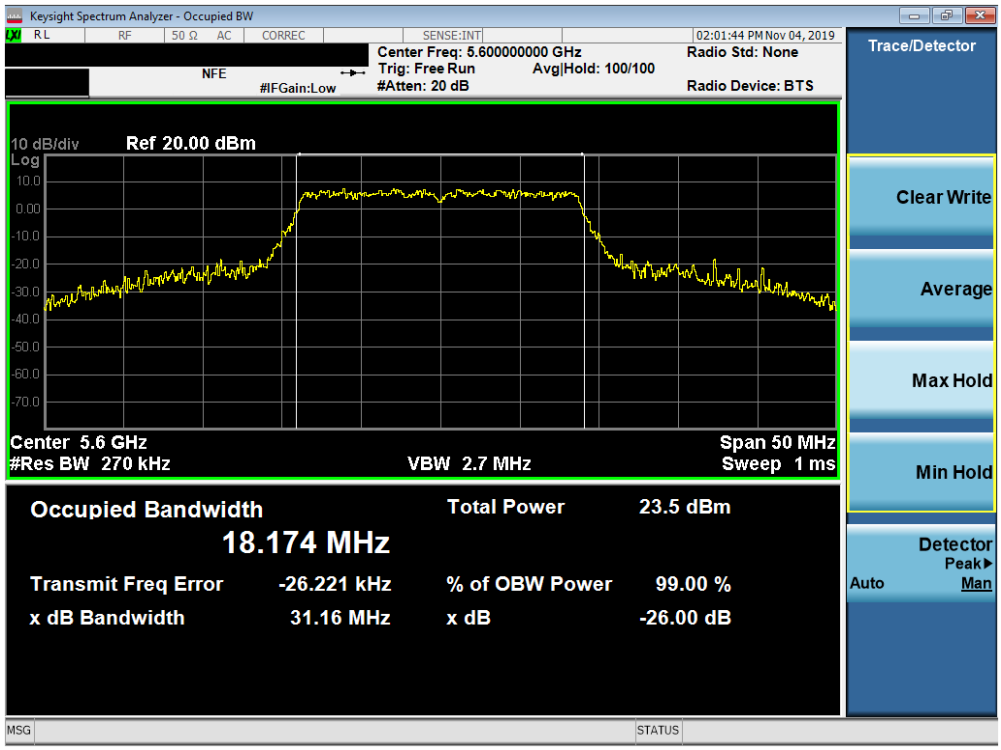

Plot 7-86. 26dB Bandwidth Plot SISO ANT2 (20MHz BW 802.11n (UNII Band 2C) – Ch. 120)

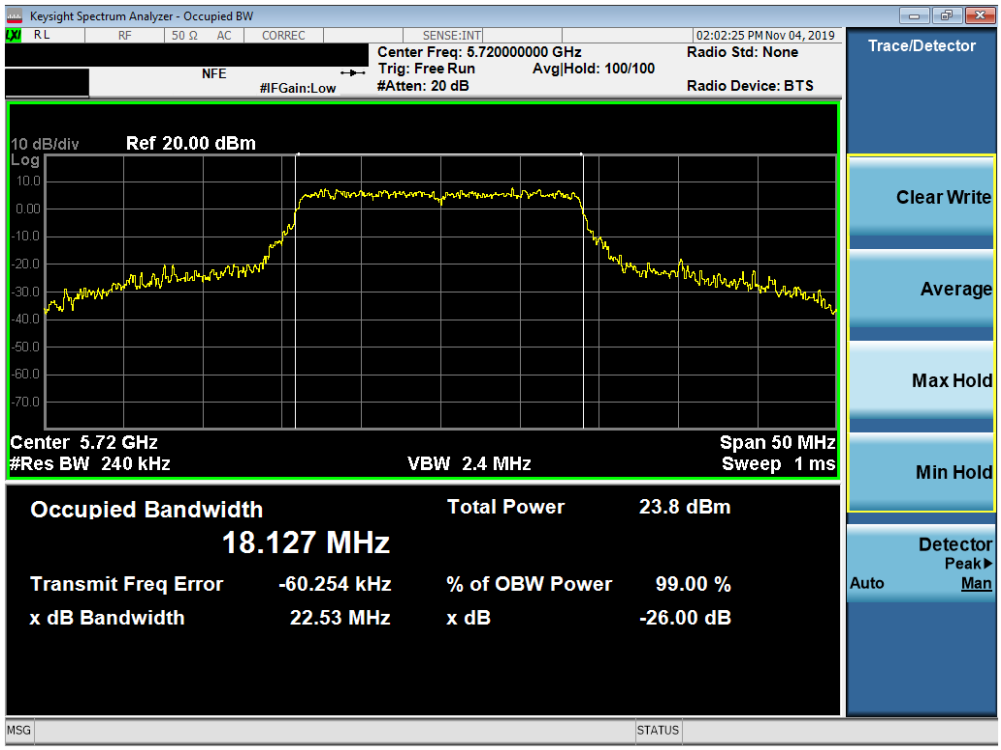

Plot 7-87. 26dB Bandwidth Plot SISO ANT2 (20MHz BW 802.11n (UNII Band 2C) – Ch. 144)

© 2020 PCTEST
All rights reserved. Unless otherwise specified, no part of this report may be reproduced or utilized in any part, form or by any means, electronic or mechanical, including photocopying and microfilm, without permission in writing from PCTEST. If you have any questions about this international copyright or have an enquiry about obtaining additional rights to this report or assembly of contents thereof, please contact INFO@PCTEST.COM.

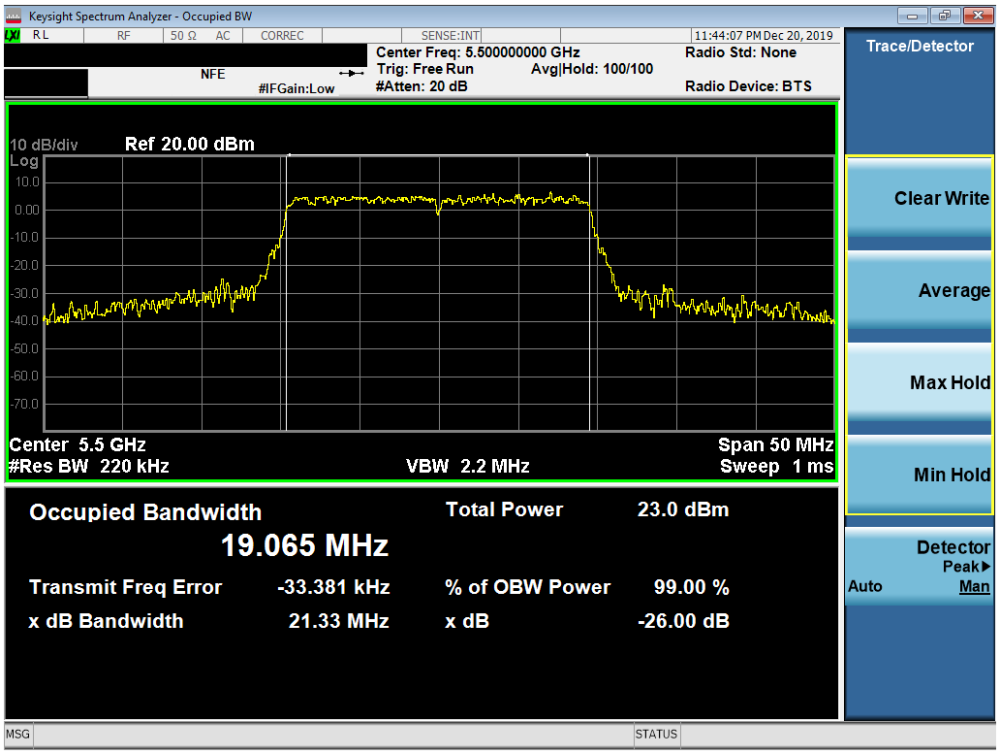

Plot 7-88. 26dB Bandwidth Plot SISO ANT2 (20MHz BW 802.11ax (UNII Band 2C) – Ch. 100)

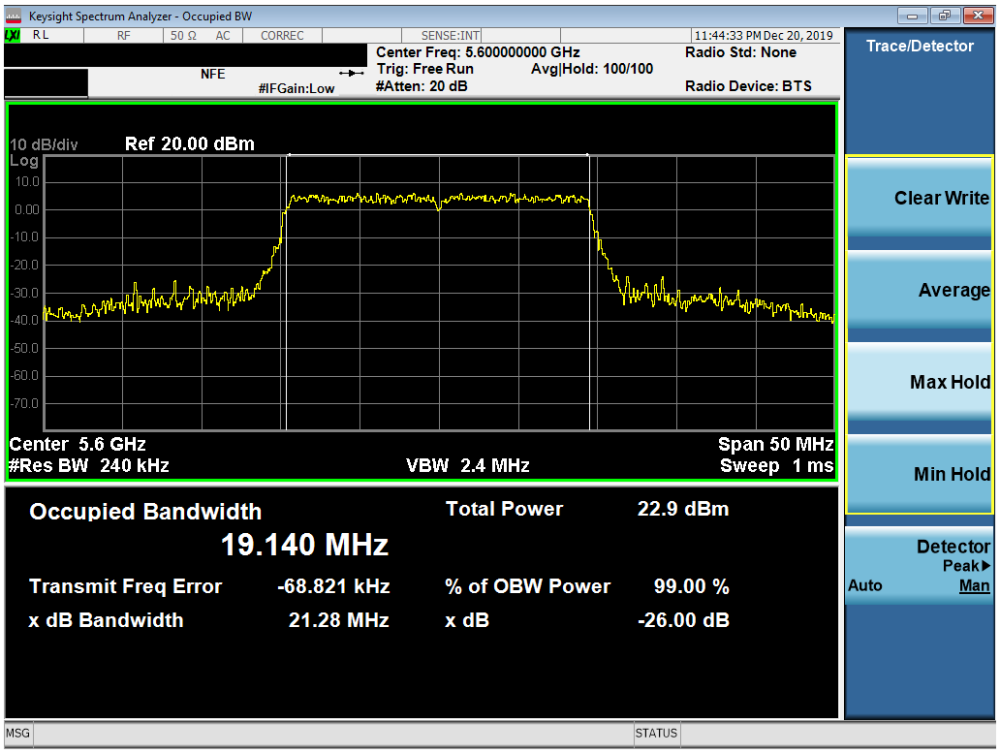

Plot 7-89. 26dB Bandwidth Plot SISO ANT2 (20MHz BW 802.11ax (UNII Band 2C) – Ch. 120)

© 2020 PCTEST
All rights reserved. Unless otherwise specified, no part of this report may be reproduced or utilized in any part, form or by any means, electronic or mechanical, including photocopying and microfilm, without permission in writing from PCTEST. If you have any questions about this international copyright or have an enquiry about obtaining additional rights to this report or assembly of contents thereof, please contact INFO@PCTEST.COM.

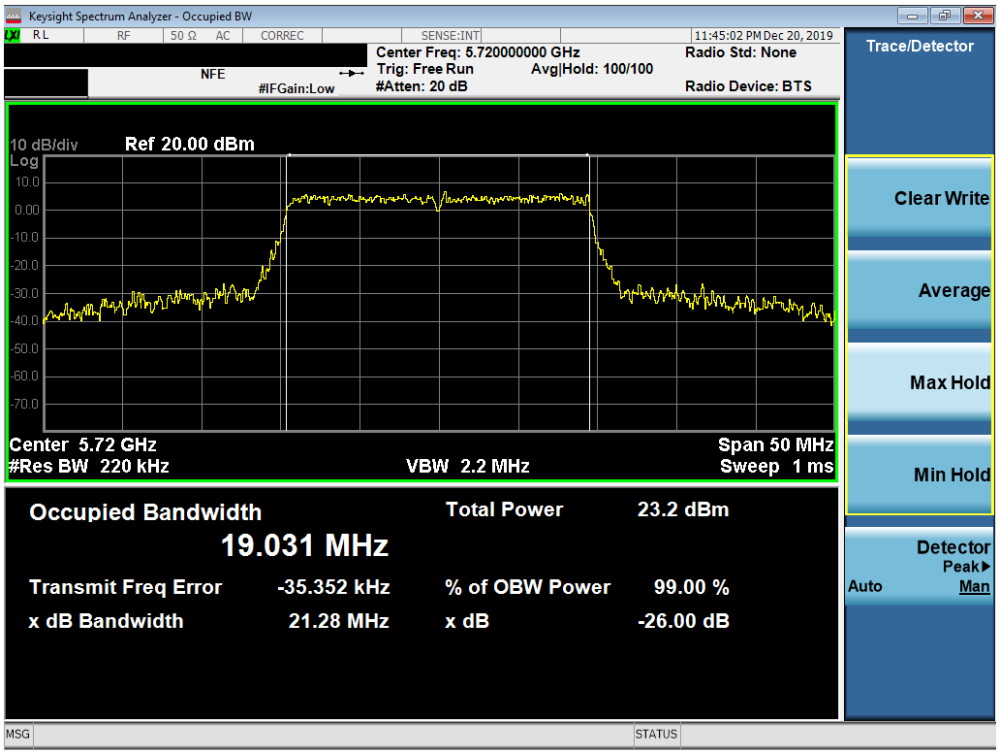

Plot 7-90. 26dB Bandwidth Plot SISO ANT2 (20MHz BW 802.11ax (UNII Band 2C) – Ch. 144)

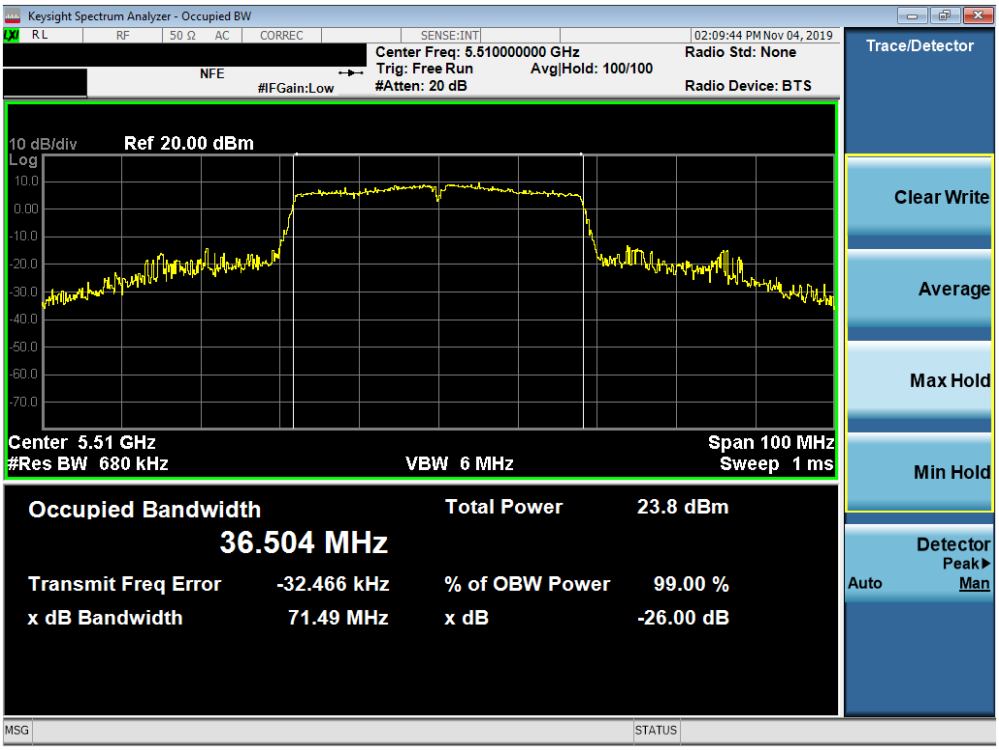

Plot 7-91. 26dB Bandwidth Plot SISO ANT2 (40MHz BW 802.11n (UNII Band 2C) – Ch. 102)

© 2020 PCTEST
All rights reserved. Unless otherwise specified, no part of this report may be reproduced or utilized in any part, form or by any means, electronic or mechanical, including photocopying and microfilm, without permission in writing from PCTEST. If you have any questions about this international copyright or have an enquiry about obtaining additional rights to this report or assembly of contents thereof, please contact INFO@PCTEST.COM.

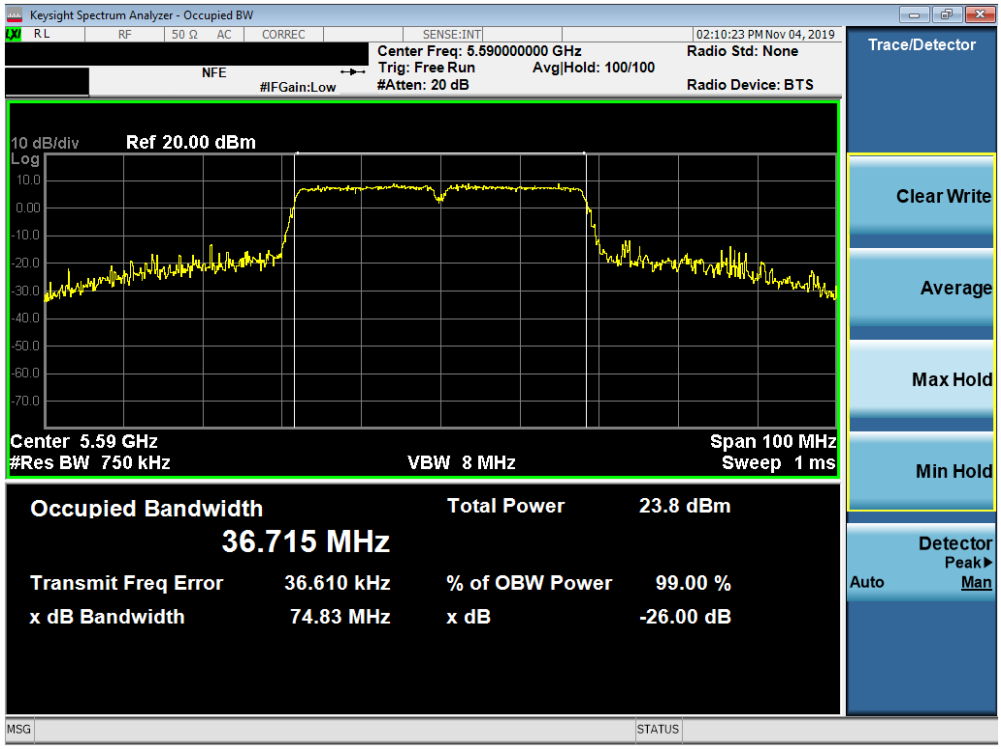

Plot 7-92. 26dB Bandwidth Plot SISO ANT2 (40MHz BW 802.11n (UNII Band 2C) – Ch. 118)

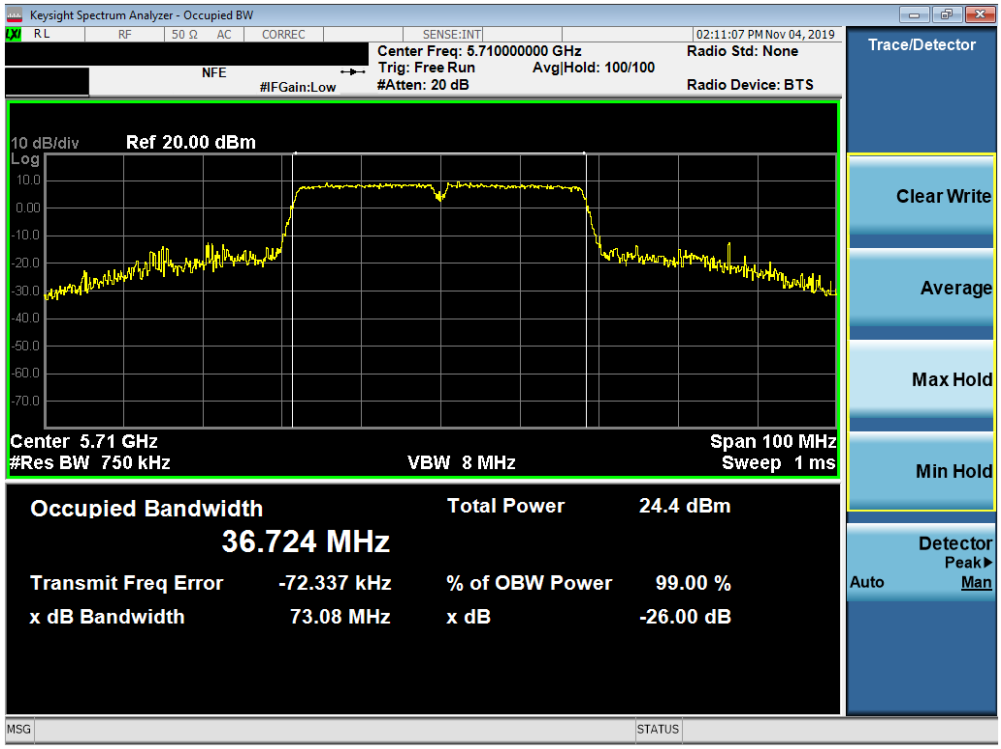

Plot 7-93. 26dB Bandwidth Plot SISO ANT2 (40MHz BW 802.11n (UNII Band 2C) – Ch. 142)

© 2020 PCTEST
All rights reserved. Unless otherwise specified, no part of this report may be reproduced or utilized in any part, form or by any means, electronic or mechanical, including photocopying and microfilm, without permission in writing from PCTEST. If you have any questions about this international copyright or have an enquiry about obtaining additional rights to this report or assembly of contents thereof, please contact INFO@PCTEST.COM.

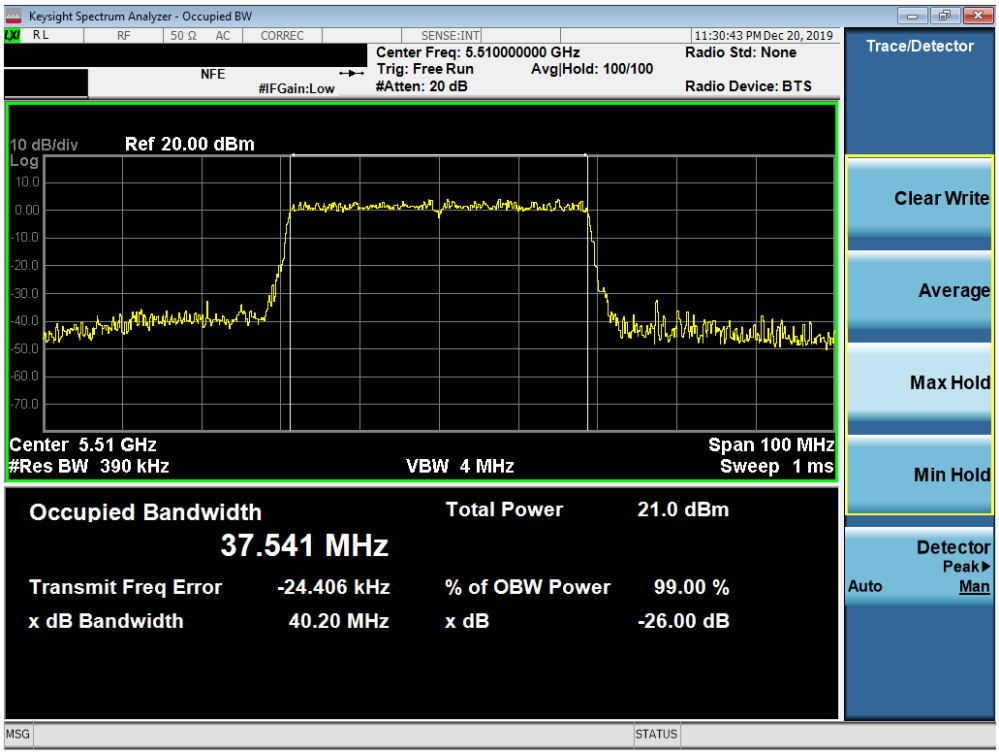

Plot 7-94. 26dB Bandwidth Plot SISO ANT2 (40MHz BW 802.11ax (UNII Band 2C) – Ch. 102)

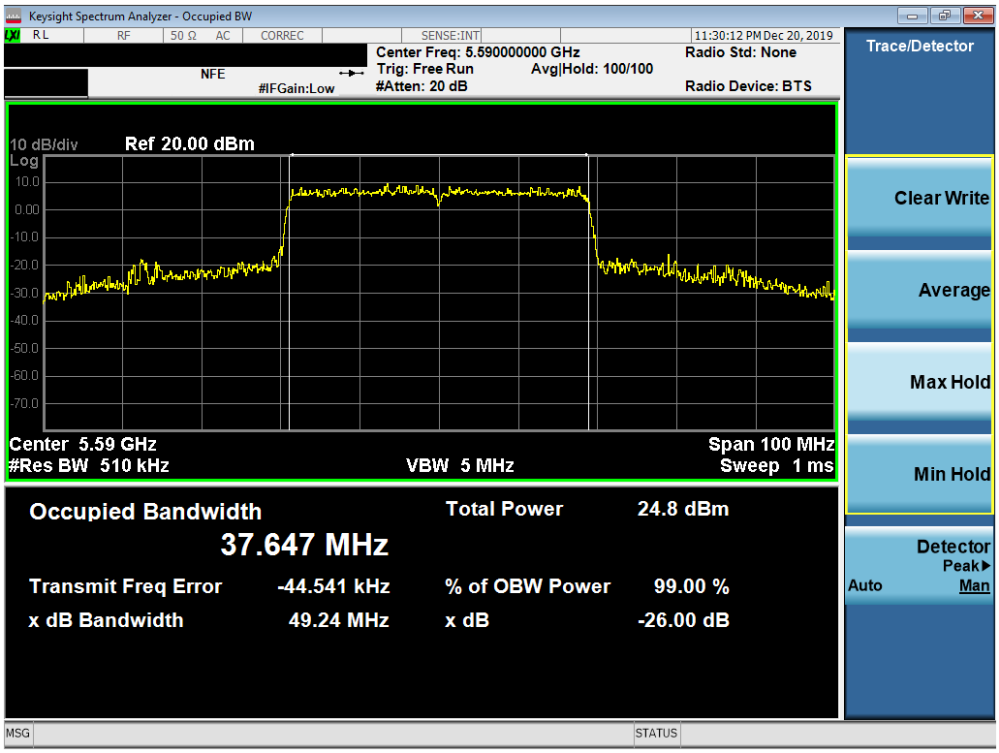

Plot 7-95. 26dB Bandwidth Plot SISO ANT2 (40MHz BW 802.11ax (UNII Band 2C) – Ch. 118)

© 2020 PCTEST
All rights reserved. Unless otherwise specified, no part of this report may be reproduced or utilized in any part, form or by any means, electronic or mechanical, including photocopying and microfilm, without permission in writing from PCTEST. If you have any questions about this international copyright or have an enquiry about obtaining additional rights to this report or assembly of contents thereof, please contact INFO@PCTEST.COM.

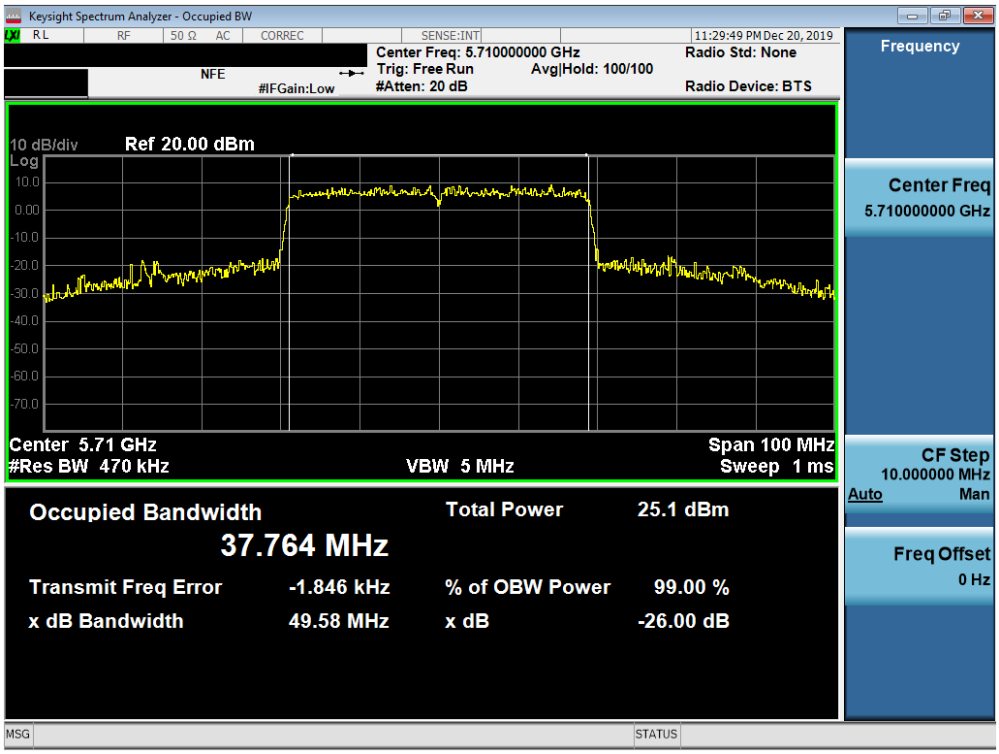

Plot 7-96. 26dB Bandwidth Plot SISO ANT2 (40MHz BW 802.11ax (UNII Band 2C) – Ch. 142)

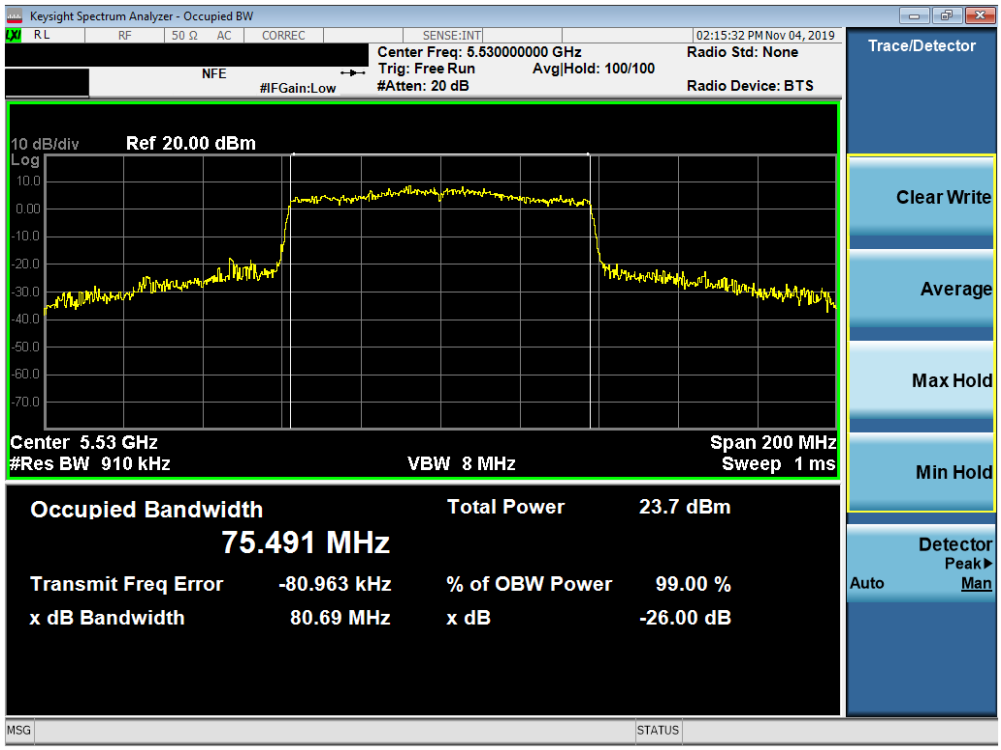

Plot 7-97. 26dB Bandwidth Plot SISO ANT2 (80MHz BW 802.11ac (UNII Band 2C) – Ch. 106)

© 2020 PCTEST
All rights reserved. Unless otherwise specified, no part of this report may be reproduced or utilized in any part, form or by any means, electronic or mechanical, including photocopying and microfilm, without permission in writing from PCTEST. If you have any questions about this international copyright or have an enquiry about obtaining additional rights to this report or assembly of contents thereof, please contact INFO@PCTEST.COM.

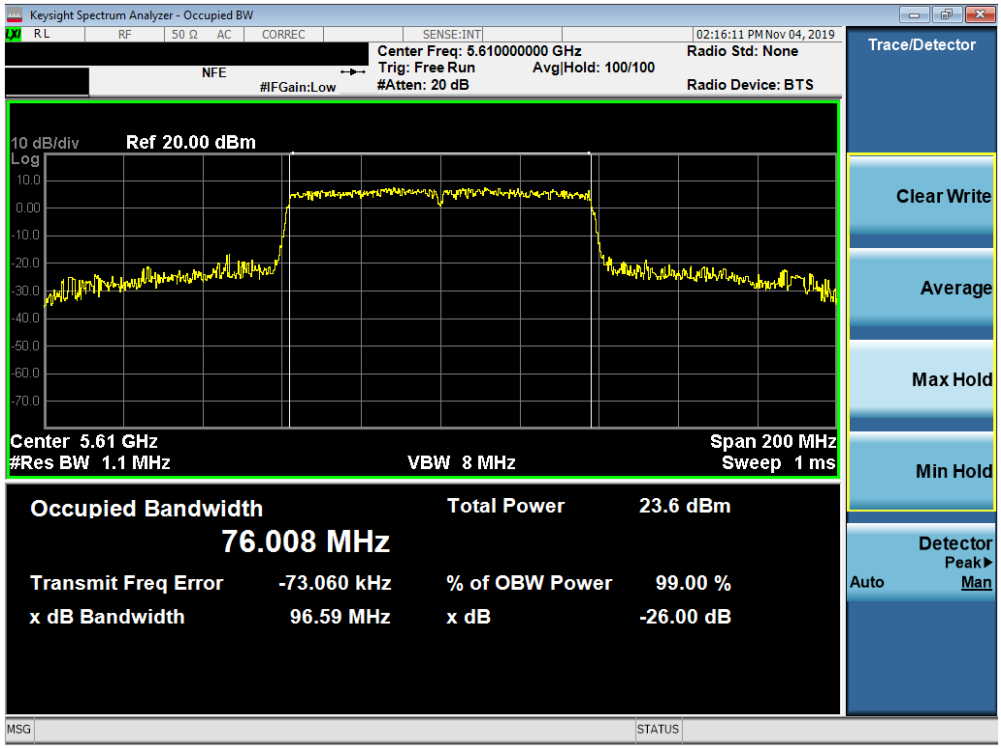

Plot 7-98. 26dB Bandwidth Plot SISO ANT2 (80MHz BW 802.11ac (UNII Band 2C) – Ch. 122)

Plot 7-99. 26dB Bandwidth Plot SISO ANT2 (80MHz BW 802.11ac (UNII Band 2C) – Ch. 138)

© 2020 PCTEST V 9.0 02/01/2019
All rights reserved. Unless otherwise specified, no part of this report may be reproduced or utilized in any part, form or by any means, electronic or mechanical, including photocopying and microfilm, without permission in writing from PCTEST. If you have any questions about this international copyright or have an enquiry about obtaining additional rights to this report or assembly of contents thereof, please contact INFO@PCTEST.COM.

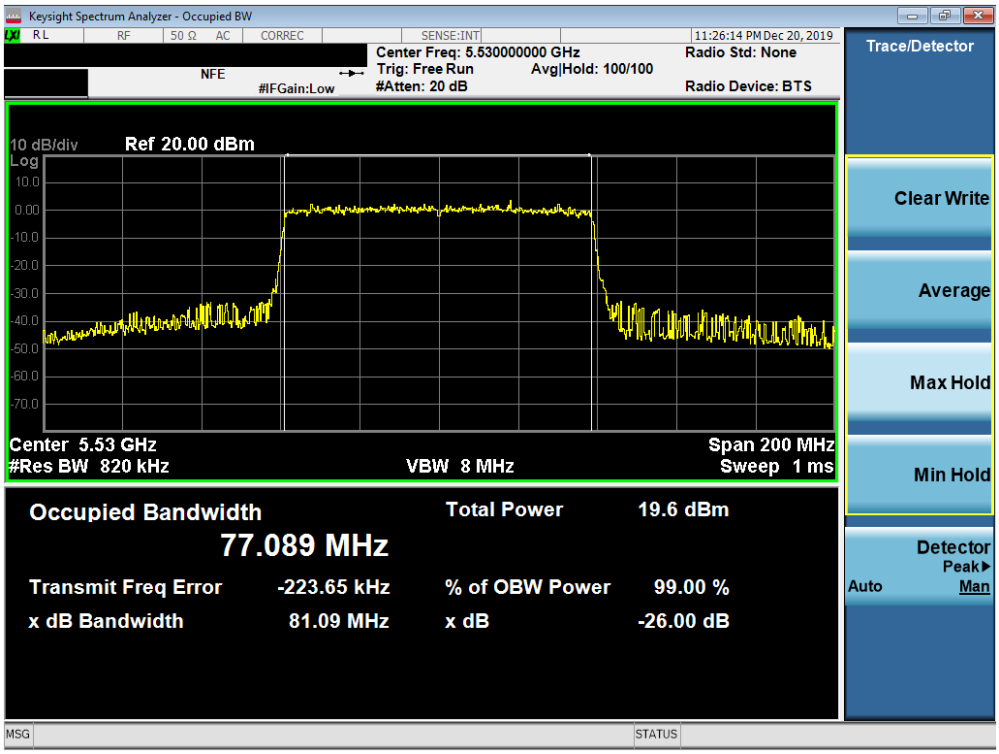

Plot 7-100. 26dB Bandwidth Plot SISO ANT2 (80MHz BW 802.11ax (UNII Band 2C) – Ch. 106)

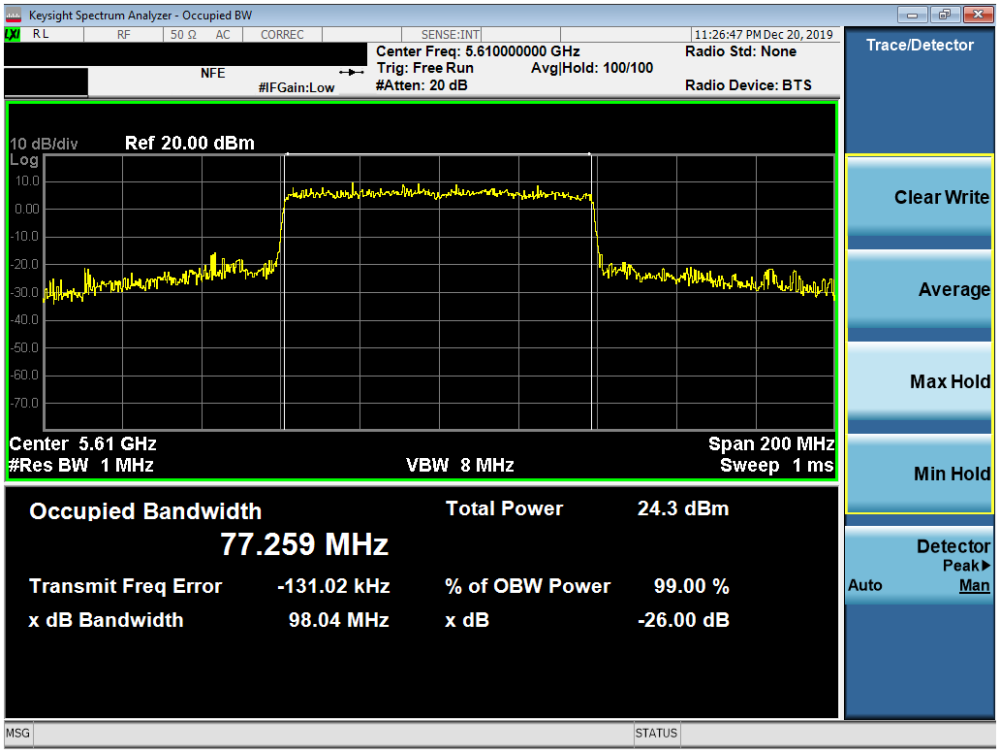

Plot 7-101. 26dB Bandwidth Plot SISO ANT2 (80MHz BW 802.11ax (UNII Band 2C) – Ch. 122

© 2020 PCTEST
All rights reserved. Unless otherwise specified, no part of this report may be reproduced or utilized in any part, form or by any means, electronic or mechanical, including photocopying and microfilm, without permission in writing from PCTEST. If you have any questions about this international copyright or have an enquiry about obtaining additional rights to this report or assembly of contents thereof, please contact INFO@PCTEST.COM.

Plot 7-102. 26dB Bandwidth Plot SISO ANT2 (80MHz BW 802.11ax (UNII Band 2C) – Ch. 138)

© 2020 PCTEST
All rights reserved. Unless otherwise specified, no part of this report may be reproduced or utilized in any part, form or by any means, electronic or mechanical, including photocopying and microfilm, without permission in writing from PCTEST. If you have any questions about this international copyright or have an enquiry about obtaining additional rights to this report or assembly of contents thereof, please contact INFO@PCTEST.COM.

7.3 6dB Bandwidth Measurement – 802.11a/n/ac/ax

§15.407 (e); RSS-Gen [6.2]

Test Overview and Limit

The bandwidth at 6dB down from the highest in-band spectral density is measured with a spectrum analyzer connected to the antenna terminal while the EUT is operating at its maximum duty cycle, at its maximum power control level, as defined in ANSI C63.10-2013 and KDB 789033 D02 v02r01, and at the appropriate frequencies. The spectrum analyzer's bandwidth measurement function is configured to measure the 6dB bandwidth.

In the 5.725 – 5.850GHz band, the 6dB bandwidth must be ≥ 500 kHz.

Test Procedure Used

ANSI C63.10-2013 – Section 6.9.2
KDB 789033 D02 v02r01 – Section C

Test Settings

1. The signal analyzers' automatic bandwidth measurement capability was used to perform the 6dB bandwidth measurement. The "X" dB bandwidth parameter was set to X = 6. The automatic bandwidth measurement function also has the capability of simultaneously measuring the 99% occupied bandwidth. The bandwidth measurement was not influenced by any intermediate power nulls in the fundamental emission.
2. RBW = 100 kHz
3. VBW ≥ 3 x RBW
4. Detector = Peak
5. Trace mode = max hold
6. Sweep = auto couple

Test Setup

The EUT and measurement equipment were set up as shown in the diagram below.

Figure 7-2. Test Instrument & Measurement Setup

Test Notes

None.

© 2020 PCTEST V 9.0 02/01/2019
All rights reserved. Unless otherwise specified, no part of this report may be reproduced or utilized in any part, form or by any means, electronic or mechanical, including photocopying and microfilm, without permission in writing from PCTEST. If you have any questions about this international copyright or have an enquiry about obtaining additional rights to this report or assembly of contents thereof, please contact INFO@PCTEST.COM.

SISO Antenna-1 6 dB Bandwidth Measurements

	Frequency [MHz]	Channel No.	802.11 Mode	Data Rate [Mbps]	Measured 6dB Bandwidth [MHz]
Band 3	5745	149	a	6	16.38
	5785	157	a	6	16.45
	5825	165	a	6	16.40
	5745	149	n (20MHz)	6.5/7.2 (MCS0)	17.64
	5785	157	n (20MHz)	6.5/7.2 (MCS0)	17.62
	5825	165	n (20MHz)	6.5/7.2 (MCS0)	17.62
	5745	149	ax (20MHz)	6.5/7.2 (MCS0)	19.03
	5785	157	ax (20MHz)	6.5/7.2 (MCS0)	19.00
	5825	165	ax (20MHz)	6.5/7.2 (MCS0)	18.94
	5755	151	n (40MHz)	13.5/15 (MCS0)	36.14
	5795	159	n (40MHz)	13.5/15 (MCS0)	36.17
	5755	151	ax (40MHz)	13.5/15 (MCS0)	37.28
	5795	159	ax (40MHz)	13.5/15 (MCS0)	37.34
	5775	155	ac (80MHz)	29.3/32.5 (MCS0)	75.89
	5775	155	ax (80MHz)	29.3/32.5 (MCS0)	76.87

Table 7-4. Conducted Bandwidth Measurements SISO ANT1

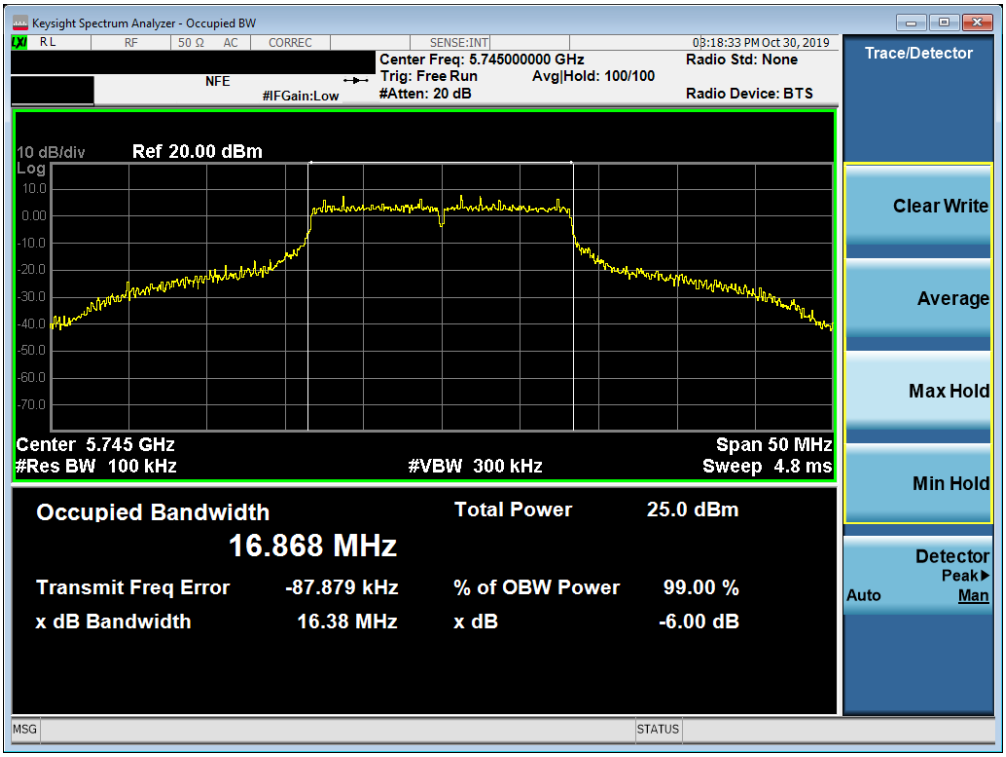

Plot 7-103. 6dB Bandwidth Plot SISO ANT1 (802.11a (UNII Band 3) – Ch. 149)

© 2020 PCTEST V 9.0 02/01/2019
All rights reserved. Unless otherwise specified, no part of this report may be reproduced or utilized in any part, form or by any means, electronic or mechanical, including photocopying and microfilm, without permission in writing from PCTEST. If you have any questions about this international copyright or have an enquiry about obtaining additional rights to this report or assembly of contents thereof, please contact INFO@PCTEST.COM.

Plot 7-104. 6dB Bandwidth Plot SISO ANT1 (802.11a (UNII Band 3) – Ch. 157)

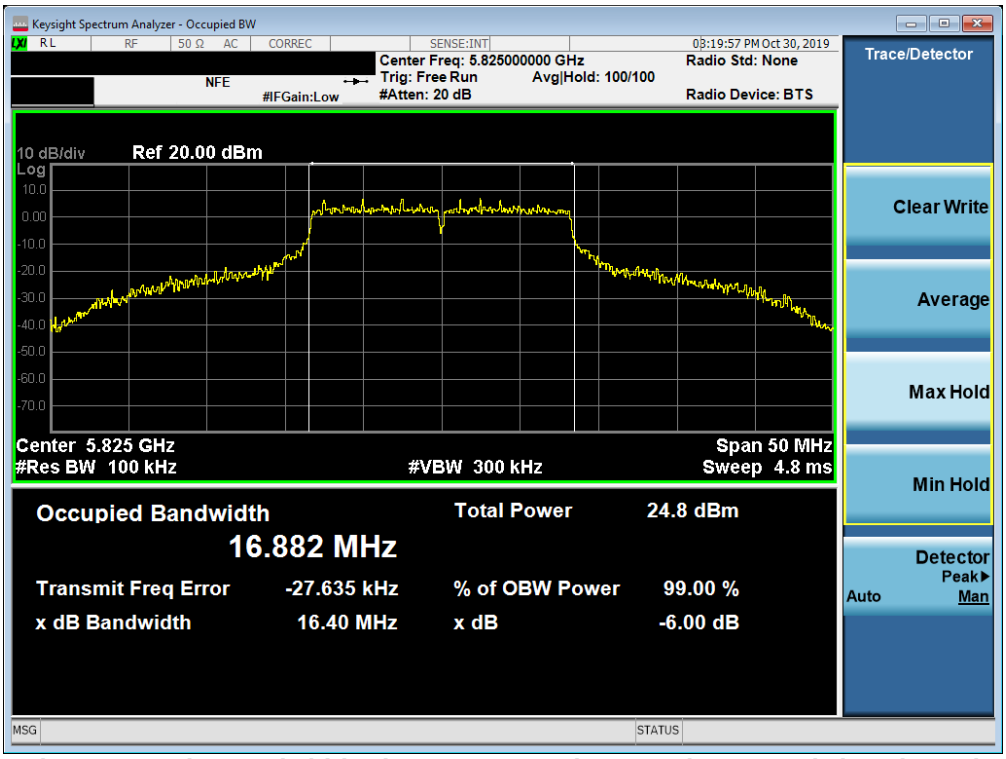

Plot 7-105. 6dB Bandwidth Plot SISO ANT1 (802.11a (UNII Band 3) – Ch. 165)

© 2020 PCTEST
All rights reserved. Unless otherwise specified, no part of this report may be reproduced or utilized in any part, form or by any means, electronic or mechanical, including photocopying and microfilm, without permission in writing from PCTEST. If you have any questions about this international copyright or have an enquiry about obtaining additional rights to this report or assembly of contents thereof, please contact INFO@PCTEST.COM.

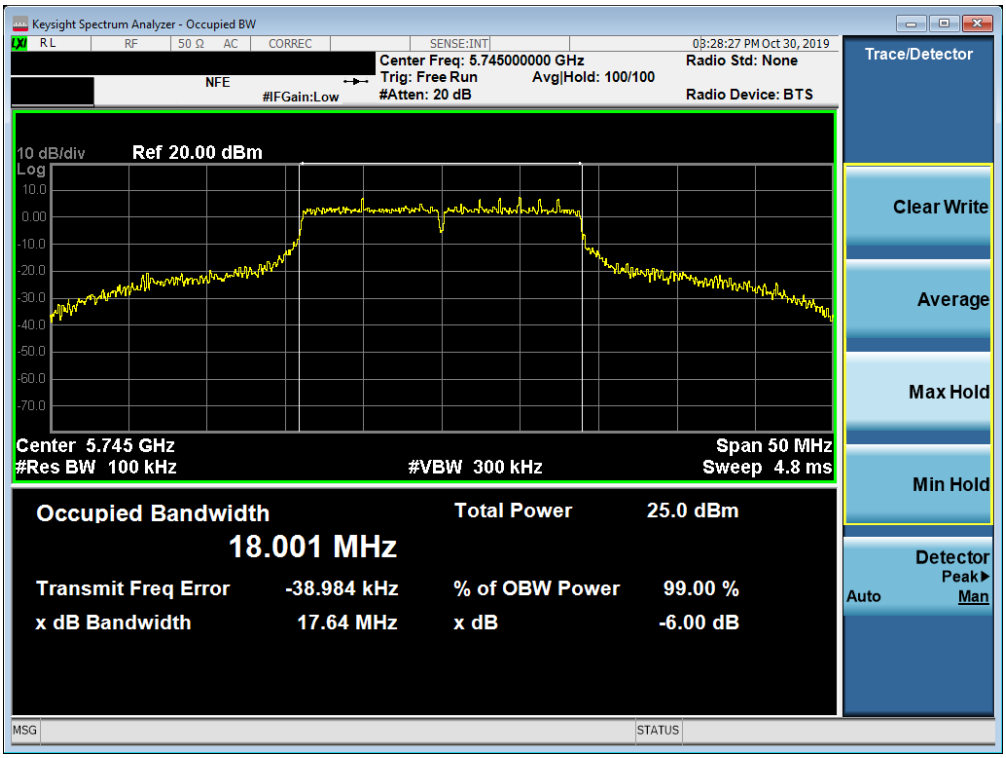

Plot 7-106. 6dB Bandwidth Plot SISO ANT1 (20MHz BW 802.11n (UNII Band 3) – Ch. 149)

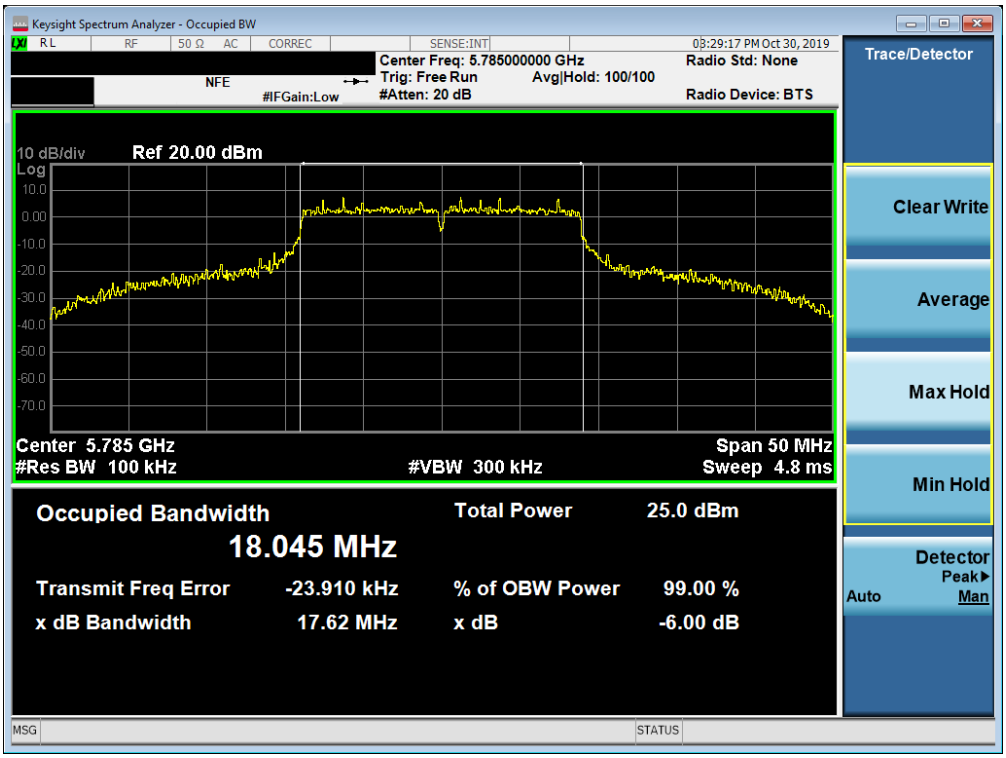

Plot 7-107. 6dB Bandwidth Plot SISO ANT1 (20MHz BW 802.11n (UNII Band 3) – Ch. 157)

© 2020 PCTEST V 9.0 02/01/2019
All rights reserved. Unless otherwise specified, no part of this report may be reproduced or utilized in any part, form or by any means, electronic or mechanical, including photocopying and microfilm, without permission in writing from PCTEST. If you have any questions about this international copyright or have an enquiry about obtaining additional rights to this report or assembly of contents thereof, please contact INFO@PCTEST.COM.

Plot 7-108. 6dB Bandwidth Plot SISO ANT1 (20MHz BW 802.11n (UNII Band 3) – Ch. 165)

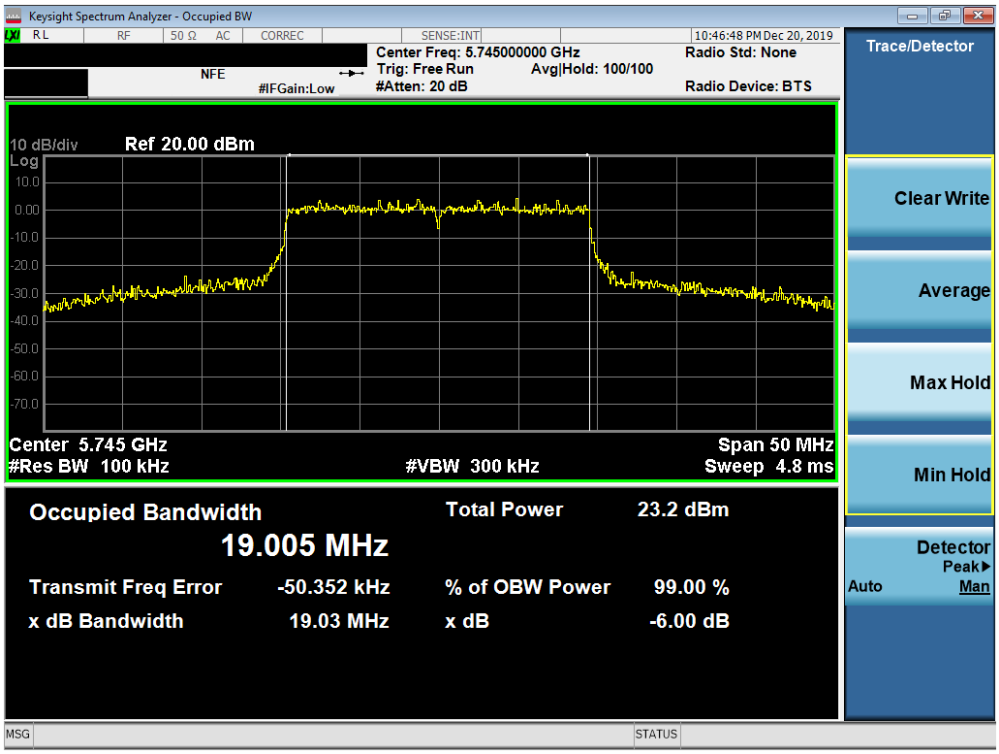

Plot 7-109. 6dB Bandwidth Plot SISO ANT1 (20MHz BW 802.11ax (UNII Band 3) – Ch. 149)

© 2020 PCTEST V 9.0 02/01/2019
All rights reserved. Unless otherwise specified, no part of this report may be reproduced or utilized in any part, form or by any means, electronic or mechanical, including photocopying and microfilm, without permission in writing from PCTEST. If you have any questions about this international copyright or have an enquiry about obtaining additional rights to this report or assembly of contents thereof, please contact INFO@PCTEST.COM.

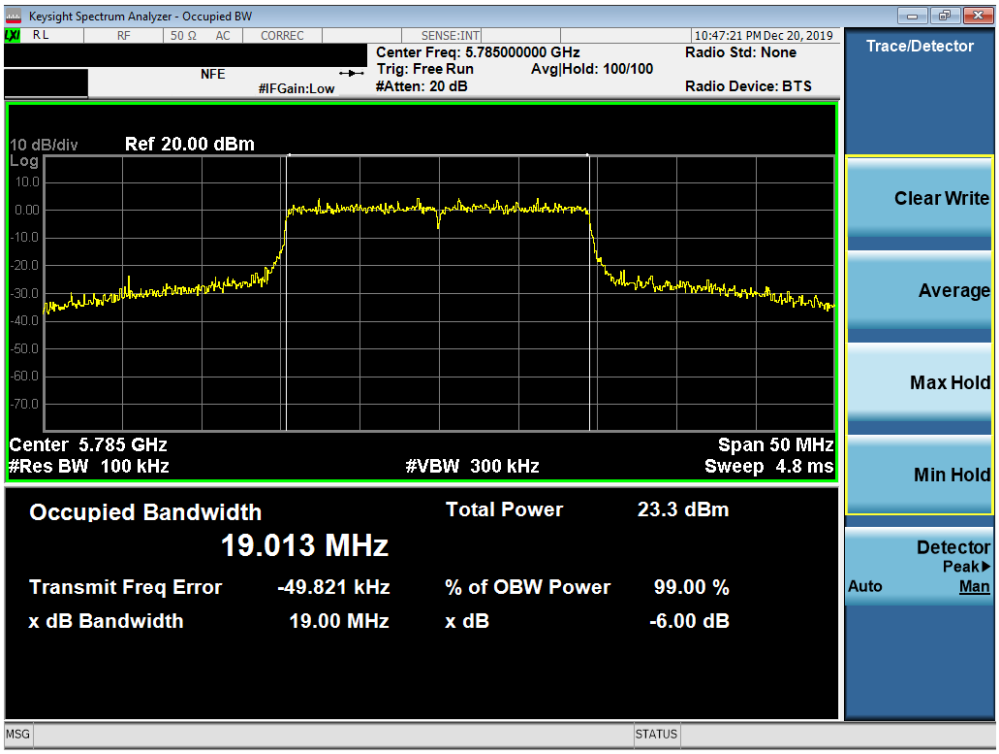

Plot 7-110. 6dB Bandwidth Plot SISO ANT1 (20MHz BW 802.11ax (UNII Band 3) – Ch. 157)

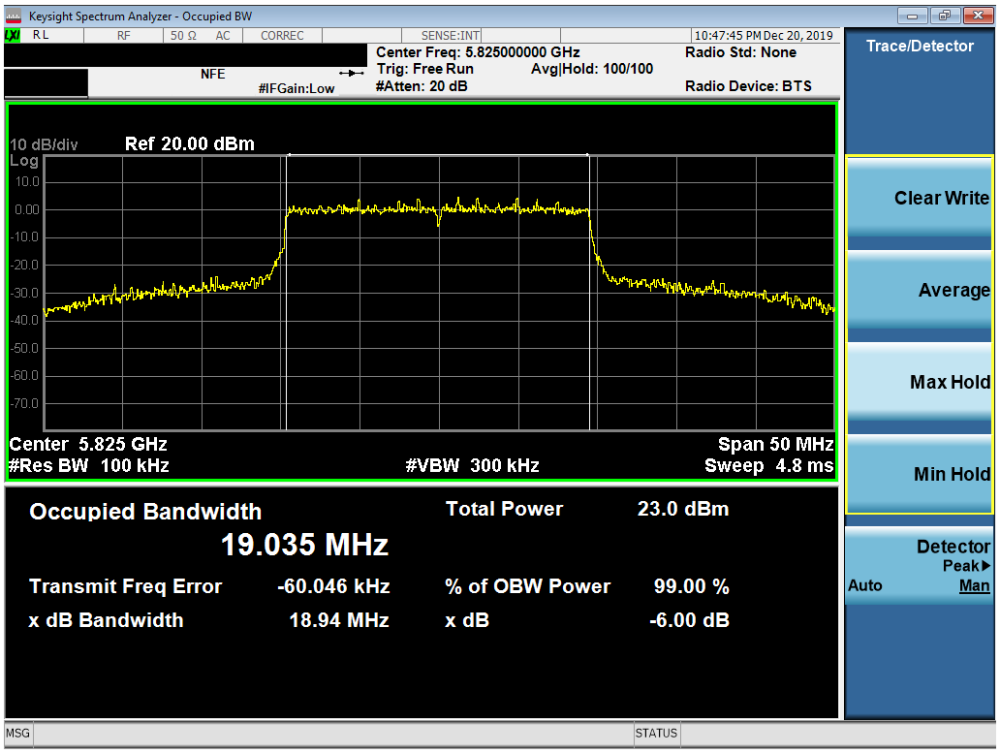

Plot 7-111. 6dB Bandwidth Plot SISO ANT1 (20MHz BW 802.11ax (UNII Band 3) – Ch. 165)

© 2020 PCTEST
All rights reserved. Unless otherwise specified, no part of this report may be reproduced or utilized in any part, form or by any means, electronic or mechanical, including photocopying and microfilm, without permission in writing from PCTEST. If you have any questions about this international copyright or have an enquiry about obtaining additional rights to this report or assembly of contents thereof, please contact INFO@PCTEST.COM.

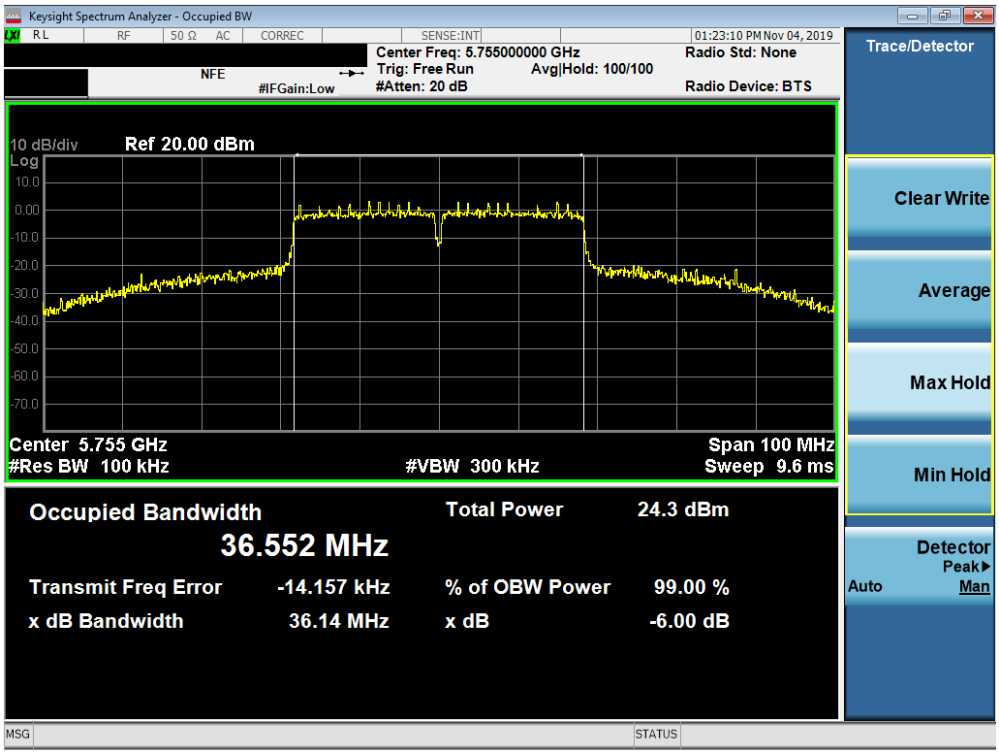

Plot 7-112. 6dB Bandwidth Plot SISO ANT1 (40MHz BW 802.11n (UNII Band 3) – Ch. 151)

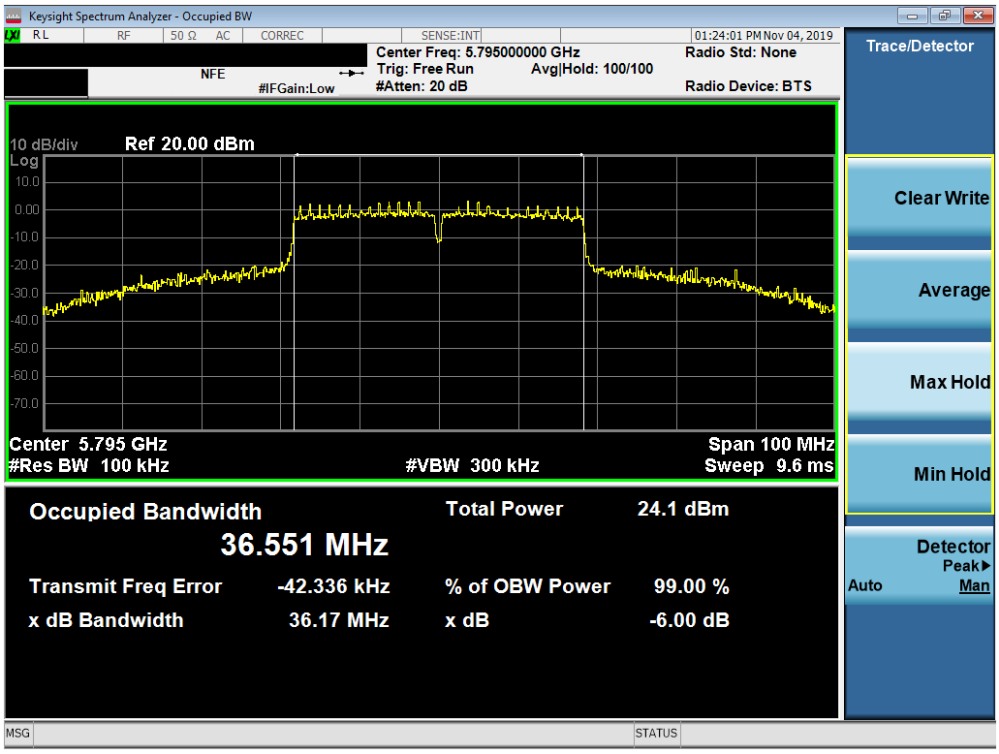

Plot 7-113. 6dB Bandwidth Plot SISO ANT1 (40MHz BW 802.11n (UNII Band 3) – Ch. 159)

© 2020 PCTEST
All rights reserved. Unless otherwise specified, no part of this report may be reproduced or utilized in any part, form or by any means, electronic or mechanical, including photocopying and microfilm, without permission in writing from PCTEST. If you have any questions about this international copyright or have an enquiry about obtaining additional rights to this report or assembly of contents thereof, please contact INFO@PCTEST.COM.

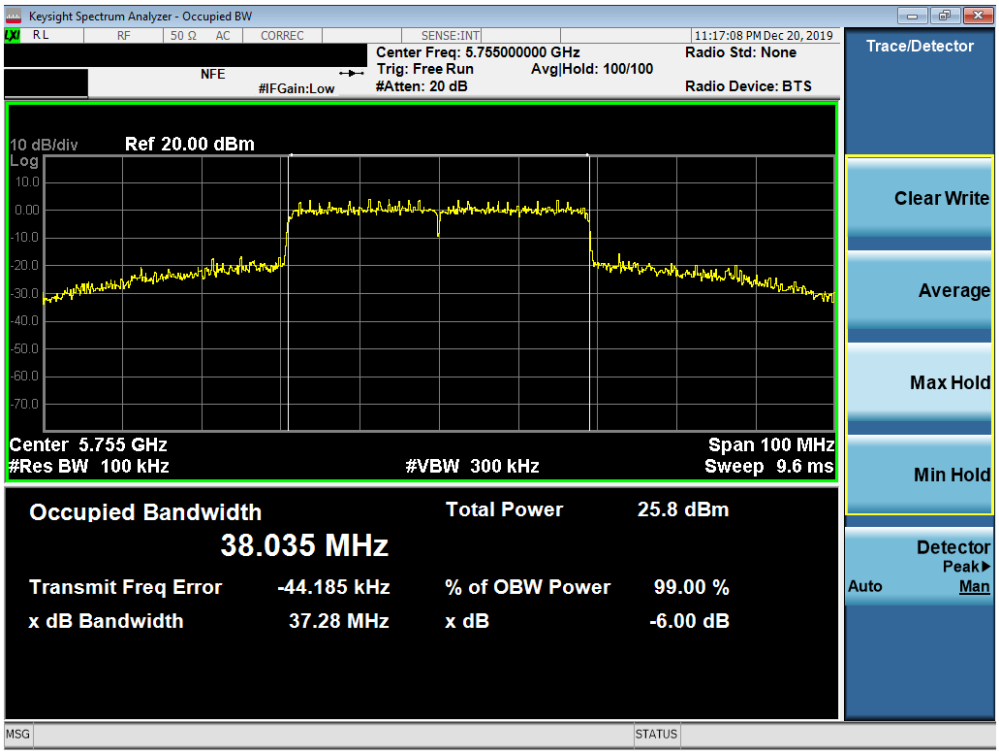

Plot 7-114. 6dB Bandwidth Plot SISO ANT1 (40MHz BW 802.11ax (UNII Band 3) – Ch. 151)

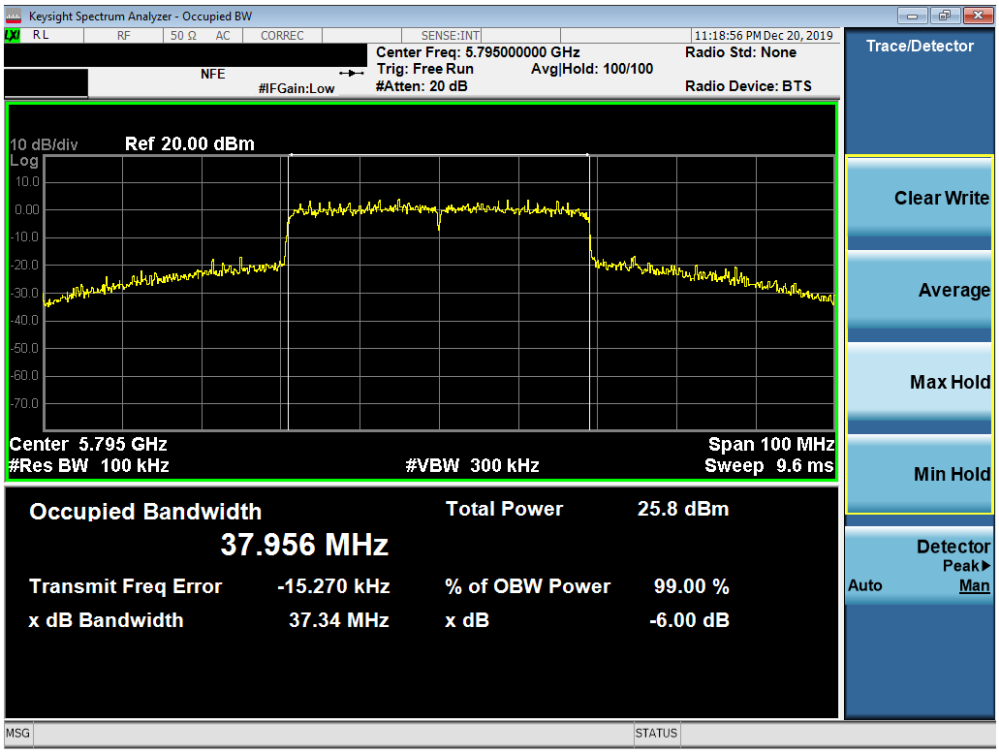

Plot 7-115. 6dB Bandwidth Plot SISO ANT1 (40MHz BW 802.11ax (UNII Band 3) – Ch. 159)

© 2020 PCTEST
All rights reserved. Unless otherwise specified, no part of this report may be reproduced or utilized in any part, form or by any means, electronic or mechanical, including photocopying and microfilm, without permission in writing from PCTEST. If you have any questions about this international copyright or have an enquiry about obtaining additional rights to this report or assembly of contents thereof, please contact INFO@PCTEST.COM.