CERTIFICATION TEST REPORT

Report Number. : 4789247757-E1V3

Applicant : SAMSUNG ELECTRONICS CO., LTD.
129 SAMSUNG-RO, YEONGTONG-GU, SUWON-SI,
GYEONGGI-DO, 16677, KOREA

Model : SM-G985F/DS, SM-G985F

FCC ID : A3LSMG985F

EUT Description : GSM/WCDMA/LTE Phone + BT/BLE, DTS/UNII a/b/g/n/ac/ax, ANT+, NFC and WPT

Test Standard(s) : FCC 47 CFR PART 15 SUBPART B

Date Of Issue:
December 19, 2019

Prepared by:
UL Korea, Ltd.
26th floor, 152, Teheran-ro, Gangnam-gu Seoul, 06236, Korea

Suwon Test Site: UL Korea, Ltd. Suwon Laboratory
218 Maeyeong-ro, Yeongtong-gu,
Suwon-si, Gyeonggi-do, 16675, Korea
TEL: (031) 337-9902
FAX: (031) 213-5433

IAS ACCREDITED
Testing Laboratory
TL-637

Revision History

Rev.	Issue Date	Revisions	Revised By
V1	12/12/19	Initial issue	Seokhwan Hong
V2	12/17/19	Updated to address TCB's question	Seokhwan Hong
V3	12/19/19	Updated to address TCB's question	Seokhwan Hong

UL Korea, Ltd. Suwon Laboratory FORM ID: FCC_22/24/27(03)
218 Maeyeong-ro, Yeongtong-gu, Suwon-si, Gyeonggi-do, 16675, Korea TEL: (031) 337-9902 FAX: (031) 213-5433
UL Korea, Ltd. Confidential
This report shall not be reproduced except in full, without the written approval of UL Korea, Ltd.

TABLE OF CONTENTS

1. ATTESTATION OF TEST RESULTS 4

2. TEST METHODOLOGY 5

3. FACILITIES AND ACCREDITATION 5

4. CALIBRATION AND UNCERTAINTY 6

4.1. MEASURING INSTRUMENT CALIBRATION 6

4.2. SAMPLE CALCULATION 6

4.3. MEASUREMENT UNCERTAINTY 6

4.4. DECISION RULE 6

5. EQUIPMENT UNDER TEST 7

5.1. DESCRIPTION OF EUT 7

5.2. TEST MODE 7

5.3. WORST-CASE ORIENTATION AND MODE 8

5.4. DESCRIPTION OF TEST SETUP 9

6. TEST AND MEASUREMENT EQUIPMENT 10

7. APPLICABLE LIMIYS AND TEST RESULTS 11

7.1. Above 1 GHz in the GSM850 12

7.2. Above 1 GHz in the WCDMA Band 5 18

7.3. Above 1 GHz in the LTE Band 12 20

7.4. Above 1 GHz in the LTE Band 13 26

7.5. Above 1 GHz in the LTE Band 26 32

7.6. Below 1 GHz in the GSM850 38

7.7. Below 1 GHz in the WCDMA Band 5 44

7.8. Below 1 GHz in the LTE Band 12 46

7.9. Below 1 GHz in the LTE Band 13 52

7.10. Below 1 GHz in the LTE Band 26 58

UL Korea, Ltd. Suwon Laboratory FORM ID: FCC_22/24/27(03)
218 Maeyeong-ro, Yeongtong-gu, Suwon-si, Gyeonggi-do, 16675, Korea TEL: (031) 337-9902 FAX: (031) 213-5433

UL Korea, Ltd. Confidential
This report shall not be reproduced except in full, without the written approval of UL Korea, Ltd.

1. ATTESTATION OF TEST RESULTS

COMPANY NAME: SAMSUNG ELECTRONICS CO., LTD.

EUT DESCRIPTION: GSM/WCDMA/LTE Phone + BT/BLE, DTS/UNII a/b/g/n/ac/ax, ANT+, NFC and WPT

MODEL NUMBER: SM-G985F/DS, SM-G985F

SERIAL NUMBER: R38MA0KHKTZ (RADIATED);

DATE TESTED: NOV 29, 2019 – DEC 09, 2019;

APPLICABLE STANDARDS	
STANDARD	**TEST RESULTS**
FCC PART 15B	Pass

UL Korea, Ltd. tested the above equipment in accordance with the requirements set forth in the above standards. All indications of Pass/Fail in this report are opinions expressed by UL Korea, Ltd. based on interpretations and/or observations of test results. Measurement Uncertainties were not taken into account and are published for informational purposes only. The test results show that the equipment tested is capable of demonstrating compliance with the requirements as documented in this report.

Note: The results documented in this report apply only to the tested sample, under the conditions and modes of operation as described herein. This document may not be altered or revised in any way unless done so by UL Korea, Ltd. and all revisions are duly noted in the revisions section. Any alteration of this document not carried out by UL Korea, Ltd. will constitute fraud and shall nullify the document. This report must not be used by the client to claim product certification, approval, or endorsement by IAS, any agency of the Federal Government, or any agency of any government.

Approved & Released For
UL Korea, Ltd. By:

Junwhan Lee
Suwon Lab Engineer
UL Korea, Ltd.

Tested By:

Seokhwan Hong
Suwon Lab Engineer
UL Korea, Ltd.

UL Korea, Ltd. Confidential
This report shall not be reproduced except in full, without the written approval of UL Korea, Ltd.

2. TEST METHODOLOGY

The tests documented in this report were performed in accordance with following methods.

1. FCC CFR 47 Part 2.
2. FCC CFR 47 Part 15.
3. ANSI C63.4, 2014

3. FACILITIES AND ACCREDITATION

The test sites and measurement facilities used to collect data are located at 218 Maeyeong-ro, Yeongtong-gu, Suwon-si, Gyeonggi-do,16675, Korea. Line conducted emissions are measured only at the 218 address. The following table identifies which facilities were utilized for radiated emission measurements documented in this report. Specific facilities are also identified in the test results sections.

218 Maeyeong-ro
☒ Chamber 1
☒ Chamber 2
☐ Chamber 3

UL Korea, Ltd. is accredited by IAS, Laboratory Code TL-637. The full scope of accreditation can be viewed at http://www.iasonline.org/wp-content/uploads/2017/05/TL-637.pdf.

UL Korea, Ltd. Confidential
This report shall not be reproduced except in full, without the written approval of UL Korea, Ltd.

4. CALIBRATION AND UNCERTAINTY

4.1. MEASURING INSTRUMENT CALIBRATION

The measuring equipment utilized to perform the tests documented in this report has been calibrated in accordance with the manufacturer's recommendations, and is traceable to recognized national standards.

4.2. SAMPLE CALCULATION

Where relevant, the following sample calculation is provided:

EIRP = PSA reading with EUT worst orientation (dBm) + Path loss (dB) – cable loss(between the SG and substitution antenna) + Substitution Antenna Factor (dBi)

ERP = PSA reading with EUT worst orientation (dBm) + Path loss (dB) – cable loss(between the SG and substitution antenna)

(Path loss = Signal generator output – PSA reading with substitution antenna)

4.3. MEASUREMENT UNCERTAINTY

Where relevant, the following measurement uncertainty levels have been estimated for tests performed on the apparatus:

PARAMETER	UNCERTAINTY
Conducted Disturbance, 0.15 to 30 MHz	2.35 dB
Radiated Disturbance, 30 MHz to 1 GHz	3.49 dB
Radiated Disturbance, 1 GHz to 18 GHz	5.82 dB

Uncertainty figures are valid to a confidence level of 95%.

4.4. DECISION RULE

Decision rule for statement(s) of conformity is based on Procedure 1, Clause 4.4.2 in IEC Guide 115:2007.

UL Korea, Ltd. Suwon Laboratory FORM ID: FCC_22/24/27(03)
218 Maeyeong-ro, Yeongtong-gu, Suwon-si, Gyeonggi-do, 16675, Korea TEL: (031) 337-9902 FAX: (031) 213-5433
UL Korea, Ltd. Confidential
This report shall not be reproduced except in full, without the written approval of UL Korea, Ltd.

5. EQUIPMENT UNDER TEST

5.1. DESCRIPTION OF EUT

The EUT is a GSM/WCDMA/LTE Phone + BT/BLE, DTS/UNII a/b/g/n/ac/ax, ANT+, NFC and WPT. This test report addresses the WWAN operational receiver mode.

This report covers the Samsung models SM-G985F/DS and SM-G985F.
These models are identical in hardware except SM-G985F has single SIM tray.
With some pre-scan, model SM-G985F/DS was set for final test.

5.2. TEST MODE

Mode	Description
GSM850	Communicating with Call simulator(CMW500)
WCDMA BAND 5	Communicating with Call simulator(CMW500)
LTE BAND 12	Communicating with Call simulator(CMW500)
LTE BAND 13	Communicating with Call simulator(CMW500)
LTE BAND 26	Communicating with Call simulator(CMW500)

UL Korea, Ltd. Confidential
This report shall not be reproduced except in full, without the written approval of UL Korea, Ltd.

5.3. WORST-CASE ORIENTATION AND MODE

For GSM850 / WCDMA B5 / LTE B12 / LTE Band 13, EUT was investigated in three orthogonal orientations X, Y and Z it was determined that Z orientation was worst-case orientation.

For LTE B26, EUT was investigated in three orthogonal orientations X, Y and Z it was determined that X orientation was worst-case orientation.

Note : The EUT is continuously communicated with the call box during the tests. Also attached with travel adapter for the worst case condition.

WCDMA Band 5

WCDMA Band 5 (Frequency range: 824-849 MHz) is covered by GSM 850 (Frequency range: 824-849 MHz) due to same frequency range and maximum tune-up limit is higher than WCDMA Band 5. Therefore, only Mid channel was checked.

LTE Band 5

LTE Band 5 (Frequency range: 824-849 MHz) is covered by LTE Band 26 (Frequency range: 814-849 MHz) due to overlapping frequency range, same maximum tune-up limit and same channel bandwidth.

LTE Band 17

LTE Band 17 (Rx Frequency range: 734-746 MHz) is covered by LTE Band 12 (Rx Frequency range: 729-746 MHz) due to overlapping frequency range, same maximum tune-up limit and same channel bandwidth.

UL Korea, Ltd. Suwon Laboratory FORM ID: FCC_22/24/27(03)
218 Maeyeong-ro, Yeongtong-gu, Suwon-si, Gyeonggi-do, 16675, Korea TEL: (031) 337-9902 FAX: (031) 213-5433
UL Korea, Ltd. Confidential
This report shall not be reproduced except in full, without the written approval of UL Korea, Ltd.

5.4. DESCRIPTION OF TEST SETUP

SUPPORT EQUIPMENT

Support Equipment List				
Description	**Manufacturer**	**Model**	**Serial Number**	**FCC ID**
Charger	SAMSUNG	EP-TA800	R37M5DX86X1SE3	N/A
Data Cable	SAMSUNG	EP-DG977	N/A	N/A

I/O CABLE

I/O Cable List						
Cable No	**Port**	**# of identical ports**	**Connector Type**	**Cable Type**	**Cable Length (m)**	**Remarks**
1	DC Power	1	C Type	Shielded	1.0m	N/A

TEST SETUP

The EUT is continuously communicated with the call box during the tests.

SETUP DIAGRAM FOR TESTS (RADIATED TEST SETUP)

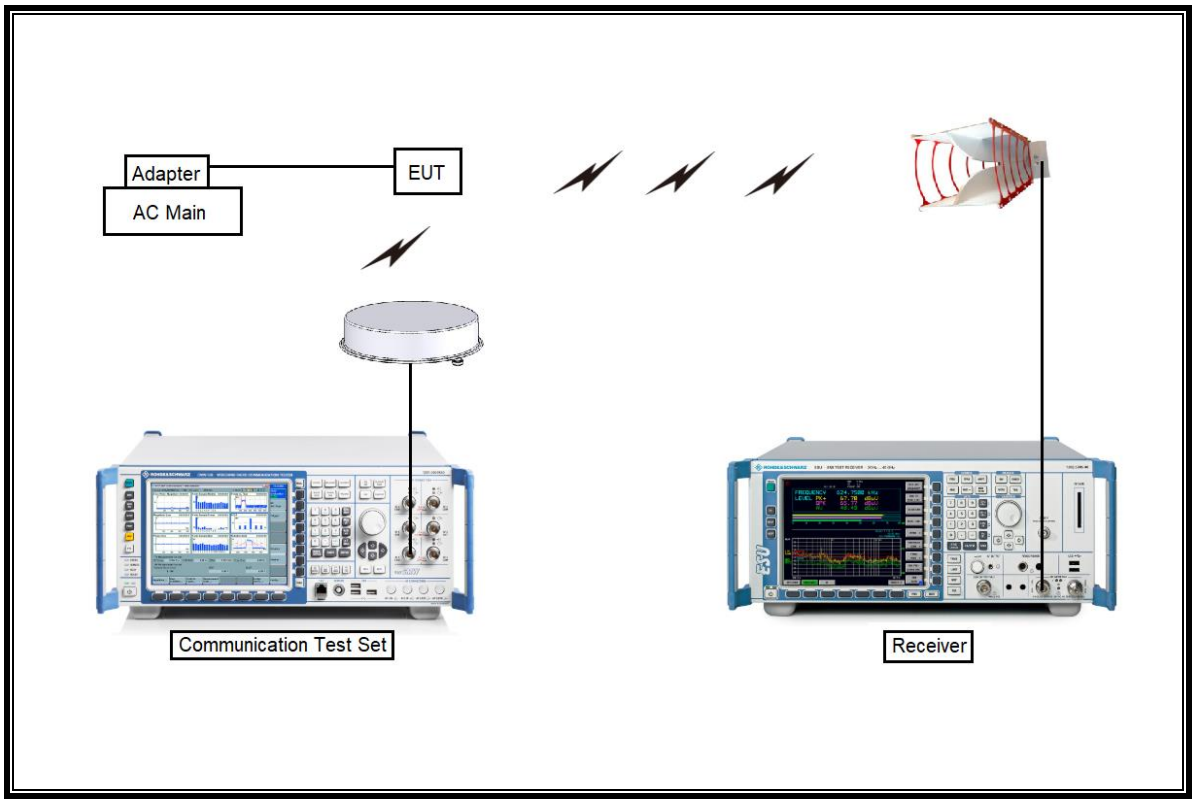

UL Korea, Ltd. Suwon Laboratory FORM ID: FCC_22/24/27(03)
218 Maeyeong-ro, Yeongtong-gu, Suwon-si, Gyeonggi-do, 16675, Korea TEL: (031) 337-9902 FAX: (031) 213-5433
UL Korea, Ltd. Confidential
This report shall not be reproduced except in full, without the written approval of UL Korea, Ltd.

6. TEST AND MEASUREMENT EQUIPMENT

The following test and measurement equipment was utilized for the tests documented in this report:

Test Equipment List				
Description	**Manufacturer**	**Model**	**S/N**	**Cal Due**
Antenna, Tuned Dipole 400~1000 MHz	ETS	3121D DB4	00164753	01-30-21
Antenna, Horn, 40 GHz	ETS	3116C	00166155	08-13-20
Preamplifier	ETS	3116C-PA	00168841	08-08-20
Antenna, Horn, 40 GHz	ETS	3116C	00168645	10-02-21
Antenna, Bilog, 30MHz-1GHz	SCHWARZBECK	VULB9163	750	08-04-20
Antenna, Bilog, 30MHz-1GHz	SCHWARZBECK	VULB9163	845	08-04-20
Antenna, Bilog, 30MHz-1GHz	SCHWARZBECK	VULB9163	749	08-04-20
Antenna, Horn, 18 GHz	ETS	3115	00167211	08-04-20
Antenna, Horn, 18 GHz	ETS	3115	00161451	08-04-20
Antenna, Horn, 18 GHz	ETS	3117	00168724	08-04-20
Antenna, Horn, 18 GHz	ETS	3117	00205959	08-04-20
Antenna, Horn, 18 GHz	ETS	3117	00168717	08-04-20
Communications Test Set	R&S	CMW500	115331	08-05-20
Preamplifier, 1000 MHz	Sonoma	310N	341282	08-05-20
Preamplifier, 1000 MHz	Sonoma	310N	370599	08-05-20
Preamplifier, 1000 MHz	Sonoma	310N	351741	08-05-20
Preamplifier, 18 GHz	Miteq	AFS42-00101800-25-S-42	1876511	08-06-20
Preamplifier, 18 GHz	Miteq	AFS42-00101800-25-S-42	2029169	08-06-20
Preamplifier, 18 GHz	Miteq	AFS42-00101800-25-S-42	1896138	08-05-20
EMI Test Receive, 44 GHz	R&S	ESW40	101590	08-06-20
EMI Test Receive, 40 GHz	R&S	ESU40	100439	08-06-20
EMI Test Receive, 40 GHz	R&S	ESU40	100457	08-06-20
Directional Antenna	Cobham	FPA3-0.8-6.0R/1329	80108-0004	N/A
High Pass Filter 1.2GHz	Micro-Tronics	HPM50108-02	G005	08-05-20
High Pass Filter 1.2GHz	Micro-Tronics	HPM50108-02	G006	08-05-20
High Pass Filter 2.8GHz	Micro-Tronics	HPM50111-02	010	08-05-20
High Pass Filter 2.8GHz	Micro-Tronics	HPM50111-02	011	08-05-20
High Pass Filter 4GHz	Micro-Tronics	HPM50118-02	G001	08-05-20
High Pass Filter 4GHz	Micro-Tronics	HPM50118-02	G002	08-05-20
Attenuator	PASTERNACK	PE7087-10	A009	08-08-20
Attenuator	PASTERNACK	PE7087-10	A001	08-08-20
Attenuator	PASTERNACK	PE7087-10	A008	08-08-20
Attenuator	PASTERNACK	PE7087-10	2	08-08-20
Attenuator	PASTERNACK	PE7395-10	A011	08-08-20
Antenna, Loop, 9kHz-30MHz	R&S	HFH2-Z2	100418	10-02-21
UL Software				
Description	**Manufacturer**	**Model**	**Version**	
Radiated software	UL	UL EMC	Ver 9.5	

UL Korea, Ltd. Confidential
This report shall not be reproduced except in full, without the written approval of UL Korea, Ltd.

7. APPLICABLE LIMIYS AND TEST RESULTS

. TEST PROCEDURE

ANSI C63.4: 2014

LIMIT

§15.109 (a) Except for Class A digital devices, the field strength of radiated emissions from unintentional radiators at a distance of 3 meters shall not exceed the following values:

Limits for radiated disturbance of Class B ITE at measuring distance of 3 m	
Frequency range (MHz)	Quasi-peak limits (dBµV/m)
30 to 88	40
88 to 216	43.5
216 to 960	46
Above 960 MHz	54
Note: The lower limit shall apply at the transition frequency.	

UL Korea, Ltd. Confidential
This report shall not be reproduced except in full, without the written approval of UL Korea, Ltd.

7.1. Above 1 GHz in the GSM850

LOW CHANNEL(869.2MHz)

HORIZONTAL PEAK PLOT

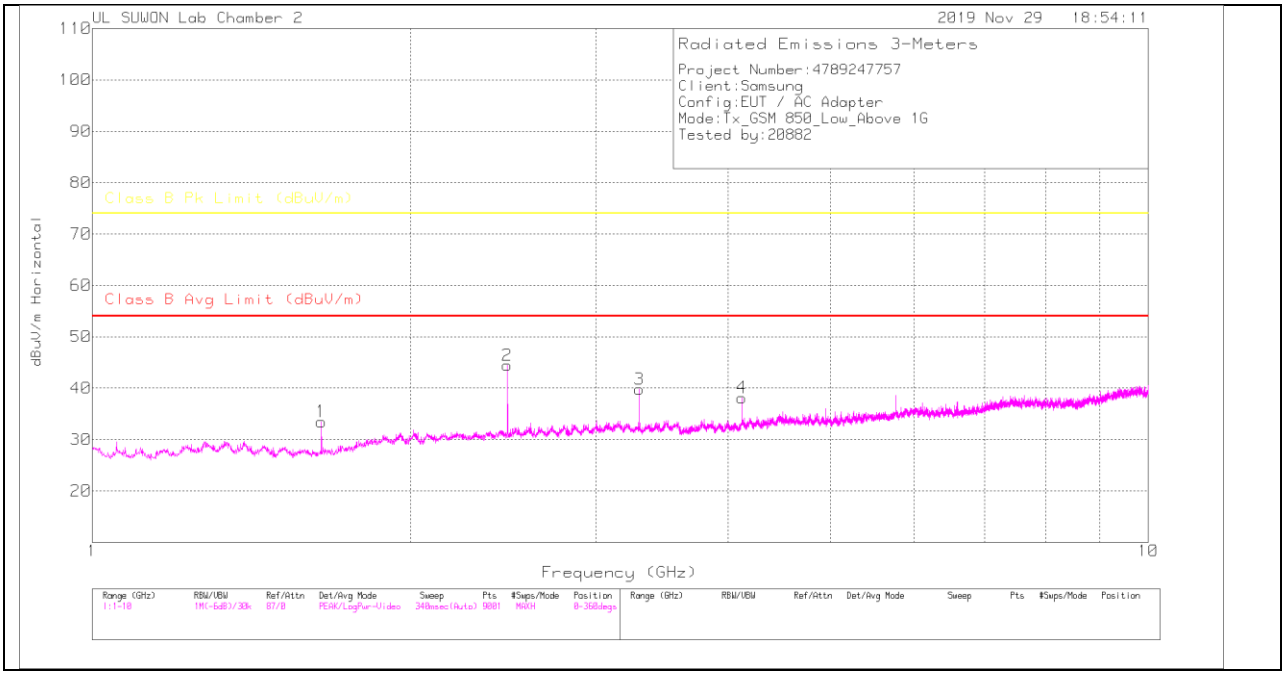

VERTICAL PEAK PLOT

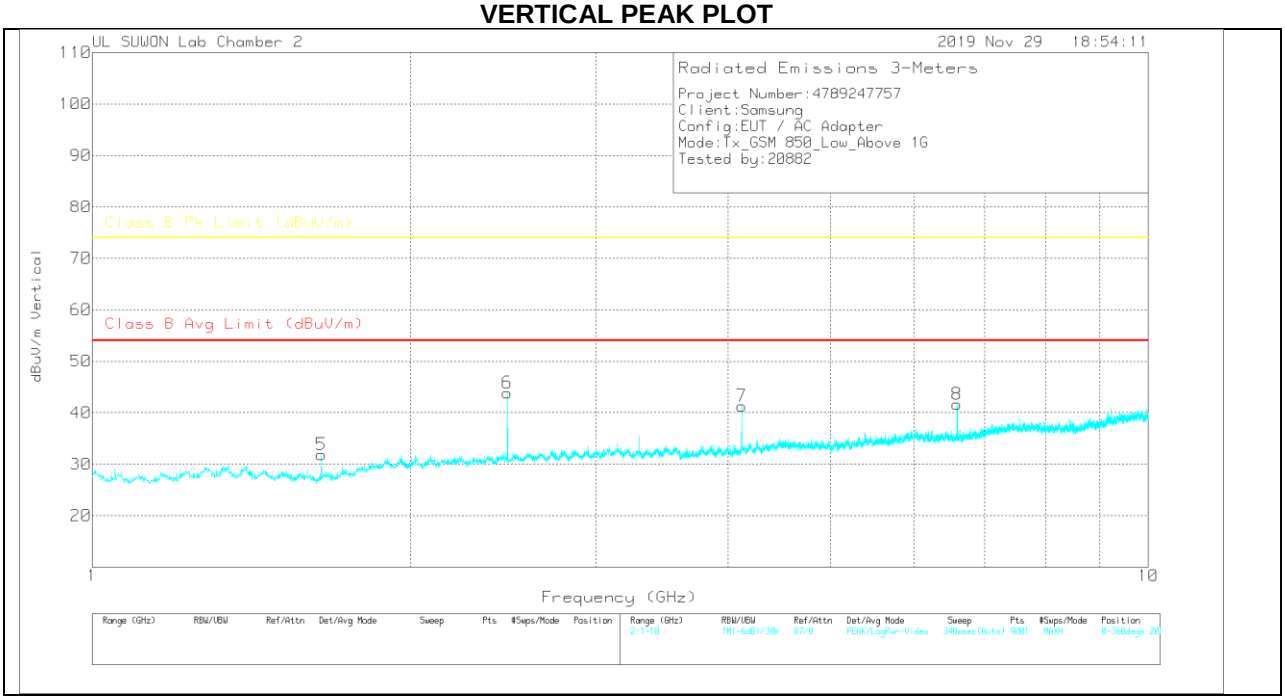

UL Korea, Ltd. Suwon Laboratory FORM ID: FCC_22/24/27(03)
218 Maeyeong-ro, Yeongtong-gu, Suwon-si, Gyeonggi-do, 16675, Korea TEL: (031) 337-9902 FAX: (031) 213-5433
UL Korea, Ltd. Confidential
This report shall not be reproduced except in full, without the written approval of UL Korea, Ltd.

DATA

Trace Markers

Marker	Frequency (GHz)	Meter Reading (dBuV)	Det	3117_00168724	1-18GHz[dB]	1GHz_HP[dB]	Corrected Reading dBuV/m	Class B Avg Limit (dBuV/m)	Av(CISPR)Margin (dB)	Class B Pk Limit (dBuV/m)	Margin (dB)	Azimuth (Degs)	Height (cm)	Polarity
1	1.648	35.88	PK	28.3	-31.4	.7	33.48	-	-	74	-40.52	0-360	200	H
2	2.472	41.95	PK	31.8	-30	.7	44.45	-	-	74	-29.55	0-360	200	H
3	3.297	36.39	PK	32.6	-29.9	.7	39.79	-	-	74	-34.21	0-360	200	H
4	4.121	32.74	PK	33.4	-28.5	.5	38.14	-	-	74	-35.86	0-360	100	H
5	1.648	34.27	PK	28.3	-31.4	.7	31.87	-	-	74	-42.13	0-360	200	V
6	2.473	41.38	PK	31.8	-30	.7	43.88	-	-	74	-30.12	0-360	200	V
7	4.121	35.92	PK	33.4	-28.5	.5	41.32	-	-	74	-32.68	0-360	100	V
8	6.593	32.46	PK	35.3	-26.6	.5	41.66	-	-	74	-32.34	0-360	200	V

PK – Peak Detector

Note: Unwanted emissions on the harmonic frequency were generated from the call-simulator with the TX and RX signals.

UL Korea, Ltd. Suwon Laboratory FORM ID: FCC_22/24/27(03)
218 Maeyeong-ro, Yeongtong-gu, Suwon-si, Gyeonggi-do, 16675, Korea TEL: (031) 337-9902 FAX: (031) 213-5433
UL Korea, Ltd. Confidential
This report shall not be reproduced except in full, without the written approval of UL Korea, Ltd.

MID CHANNEL(881.6MHz)

HORIZONTAL PEAK PLOT

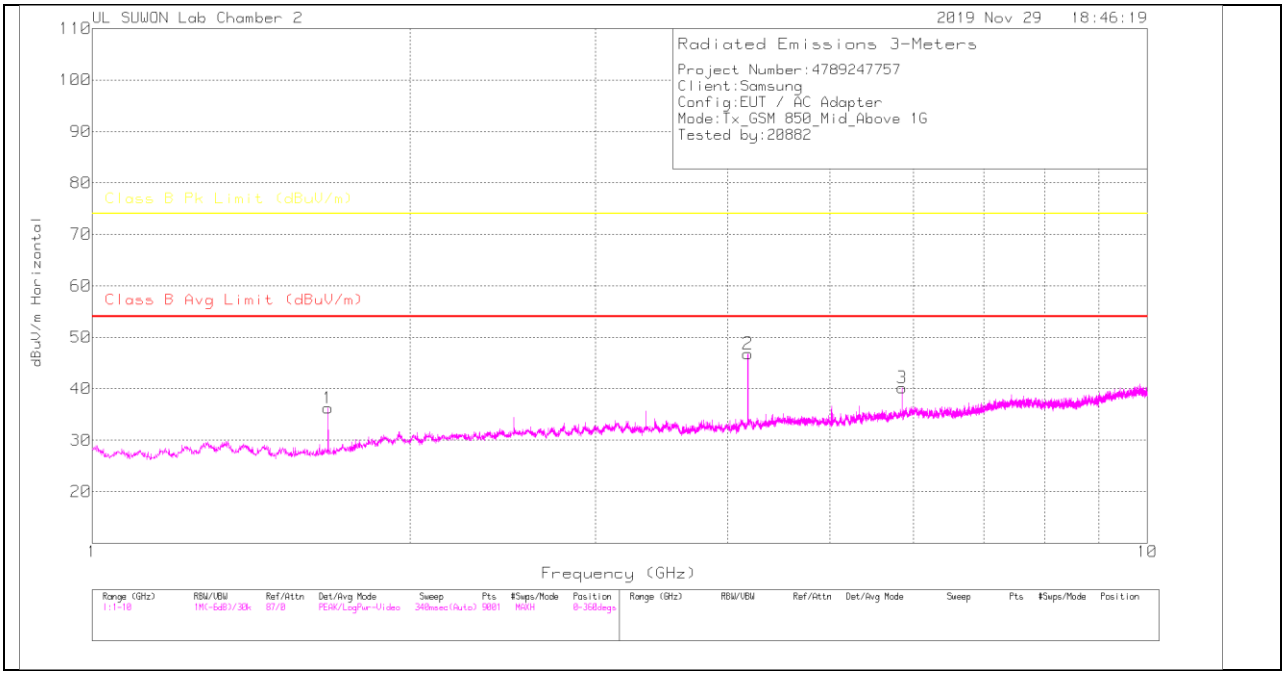

VERTICAL PEAK PLOT

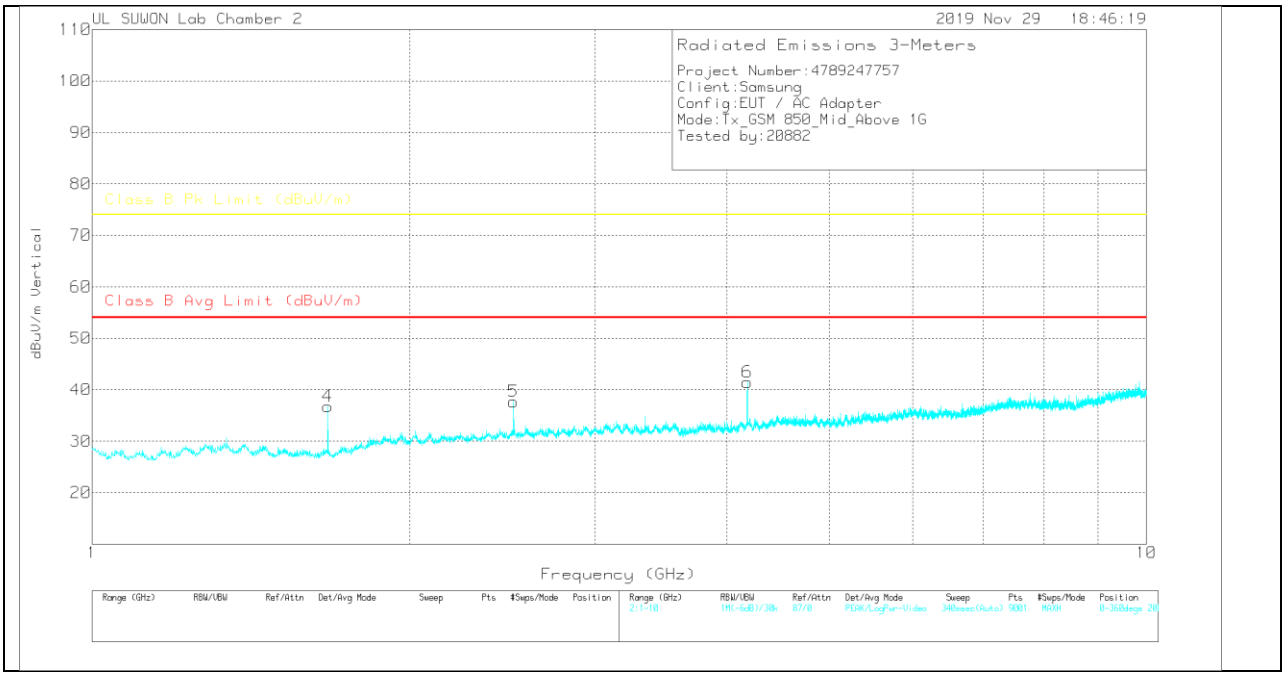

UL Korea, Ltd. Suwon Laboratory FORM ID: FCC_22/24/27(03)
218 Maeyeong-ro, Yeongtong-gu, Suwon-si, Gyeonggi-do, 16675, Korea TEL: (031) 337-9902 FAX: (031) 213-5433
UL Korea, Ltd. Confidential
This report shall not be reproduced except in full, without the written approval of UL Korea, Ltd.

DATA

Trace Markers

Marker	Frequency (GHz)	Meter Reading (dBuV)	Det	3117_00168724	1-18GHz[dB]	1GHz_HP[dB]	Corrected Reading dBuV/m	Class B Avg Limit (dBuV/m)	Av(CISPR)Margin (dB)	Class B Pk Limit (dBuV/m)	Margin (dB)	Azimuth (Degs)	Height (cm)	Polarity
1	1.673	38.34	PK	28.5	-31.3	.7	36.24	-	-	74	-37.76	0-360	200	H
2	4.183	41.01	PK	33.4	-28.1	.5	46.81	-	-	74	-27.19	0-360	100	H
3	5.857	31.98	PK	34.9	-27.2	.5	40.18	-	-	74	-33.82	0-360	200	H
4	1.673	38.87	PK	28.5	-31.3	.7	36.77	-	-	74	-37.23	0-360	200	V
5	2.509	35.18	PK	31.9	-30.1	.7	37.68	-	-	74	-36.32	0-360	100	V
6	4.183	35.67	PK	33.4	-28.1	.5	41.47	-	-	74	-32.53	0-360	200	V

PK – Peak Detector

Note: Unwanted emissions on the harmonic frequency were generated from the call-simulator with the TX and RX signals.

UL Korea, Ltd. Suwon Laboratory FORM ID: FCC_22/24/27(03)
218 Maeyeong-ro, Yeongtong-gu, Suwon-si, Gyeonggi-do, 16675, Korea TEL: (031) 337-9902 FAX: (031) 213-5433
UL Korea, Ltd. Confidential
This report shall not be reproduced except in full, without the written approval of UL Korea, Ltd.

HIGH CHANNEL(893.8MHz)

HORIZONTAL PEAK PLOT

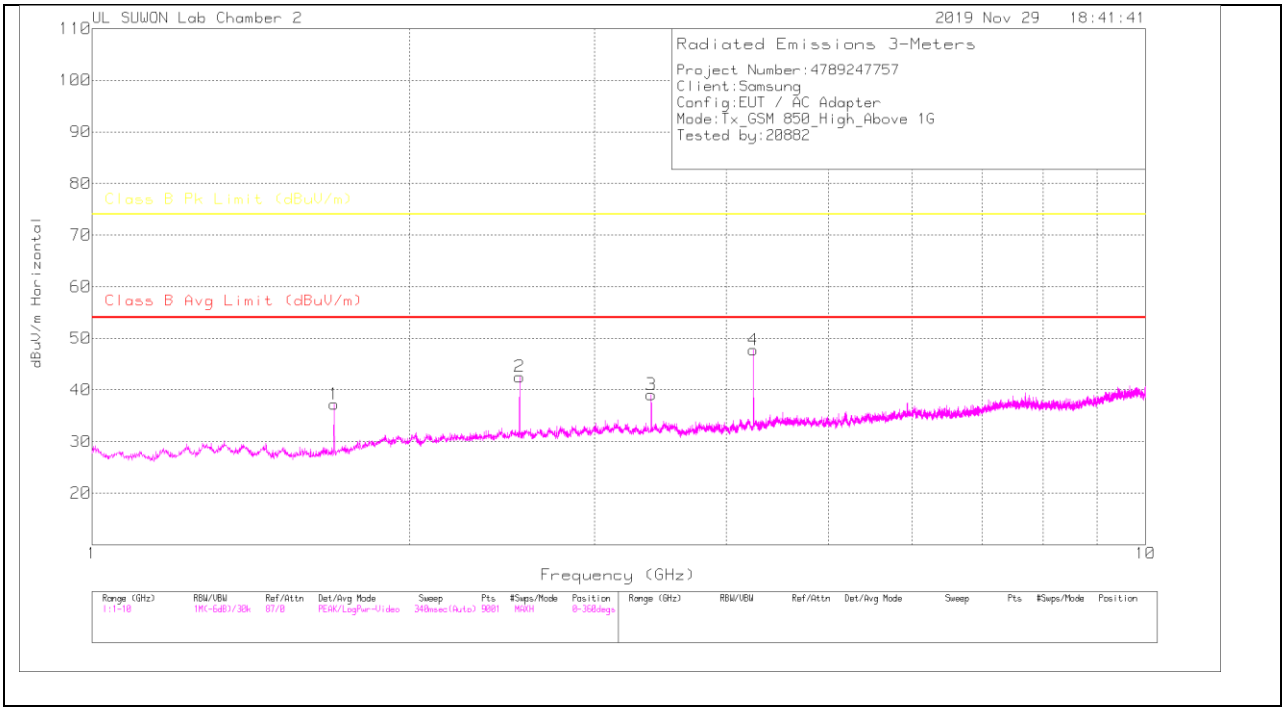

VERTICAL PEAK PLOT

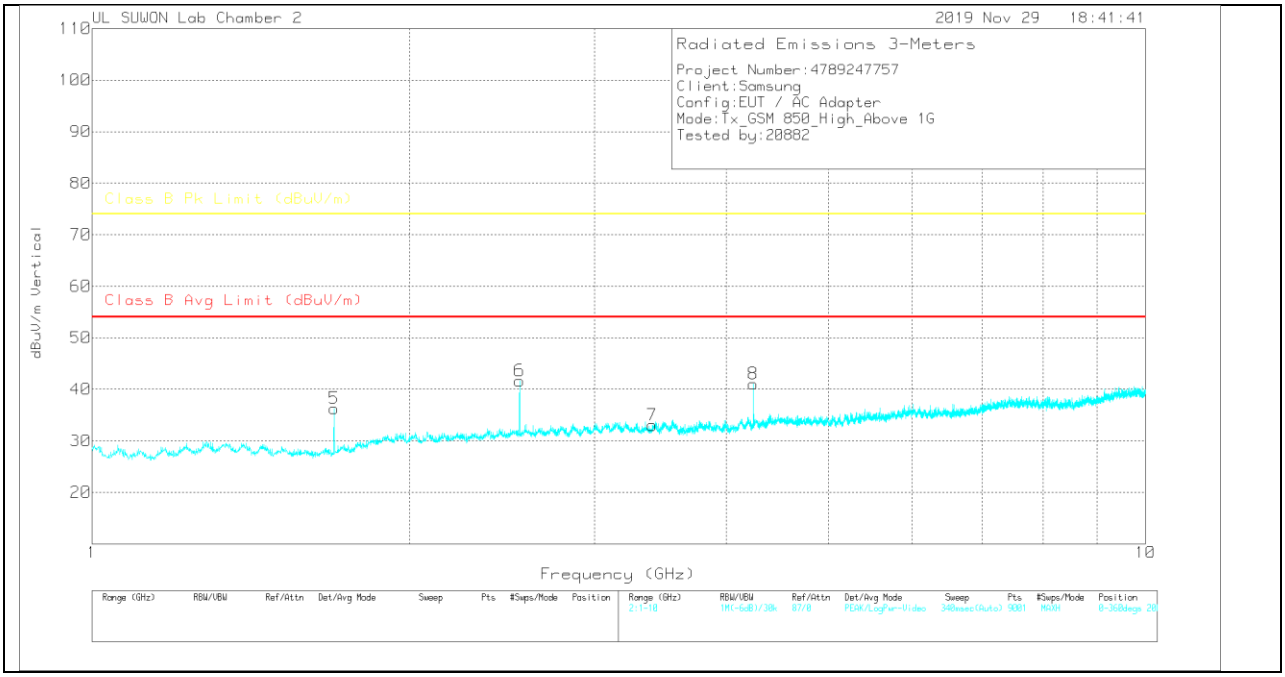

UL Korea, Ltd. Suwon Laboratory FORM ID: FCC_22/24/27(03)
218 Maeyeong-ro, Yeongtong-gu, Suwon-si, Gyeonggi-do, 16675, Korea TEL: (031) 337-9902 FAX: (031) 213-5433
UL Korea, Ltd. Confidential
This report shall not be reproduced except in full, without the written approval of UL Korea, Ltd.

DATA

Trace Markers

Marker	Frequency (GHz)	Meter Reading (dBuV)	Det	3117_00168724	1-18GHz[dB]	1GHz_HP[dB]	Corrected Reading dBuV/m	Class B Avg Limit (dBuV/m)	Av(CISPR)Margin (dB)	Class B Pk Limit (dBuV/m)	Margin (dB)	Azimuth (Degs)	Height (cm)	Polarity
1	1.697	39.14	PK	28.6	-31.2	.7	37.24	-	-	74	-36.76	0-360	100	H
2	2.546	39.95	PK	32	-30.1	.7	42.55	-	-	74	-31.45	0-360	100	H
3	3.395	35.08	PK	32.6	-29.3	.7	39.08	-	-	74	-34.92	0-360	100	H
4	4.244	42.34	PK	33.4	-28.5	.5	47.74	-	-	74	-26.26	0-360	200	H
5	1.697	38.17	PK	28.6	-31.2	.7	36.27	-	-	74	-37.73	0-360	200	V
6	2.546	39.08	PK	32	-30.1	.7	41.68	-	-	74	-32.32	0-360	100	V
7	3.401	28.94	PK	32.6	-29.2	.7	33.04	-	-	74	-40.96	0-360	100	V
8	4.244	35.64	PK	33.4	-28.5	.5	41.04	-	-	74	-32.96	0-360	200	V

PK – Peak Detector

Note: Unwanted emissions on the harmonic frequency were generated from the call-simulator with the TX and RX signals.

UL Korea, Ltd. Suwon Laboratory FORM ID: FCC_22/24/27(03)
218 Maeyeong-ro, Yeongtong-gu, Suwon-si, Gyeonggi-do, 16675, Korea TEL: (031) 337-9902 FAX: (031) 213-5433
UL Korea, Ltd. Confidential
This report shall not be reproduced except in full, without the written approval of UL Korea, Ltd.

7.2. Above 1 GHz in the WCDMA Band 5

MID CHANNEL(881.6MHz)

HORIZONTAL PEAK PLOT

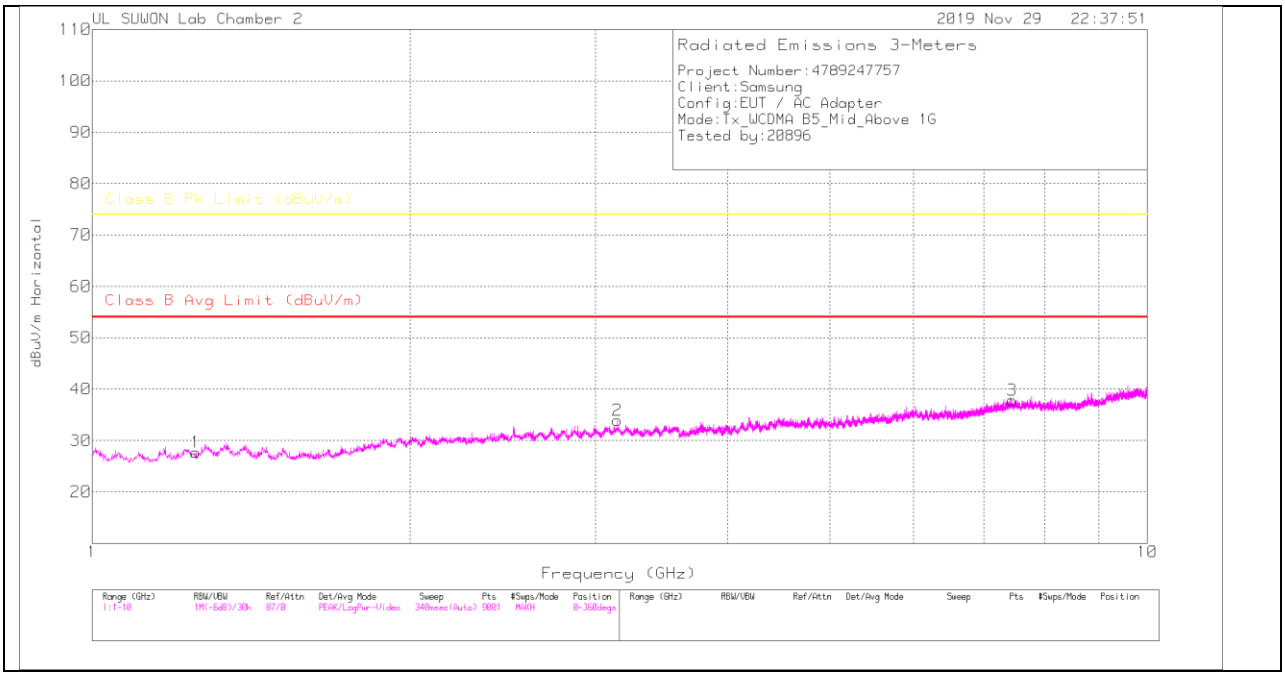

VERTICAL PEAK PLOT

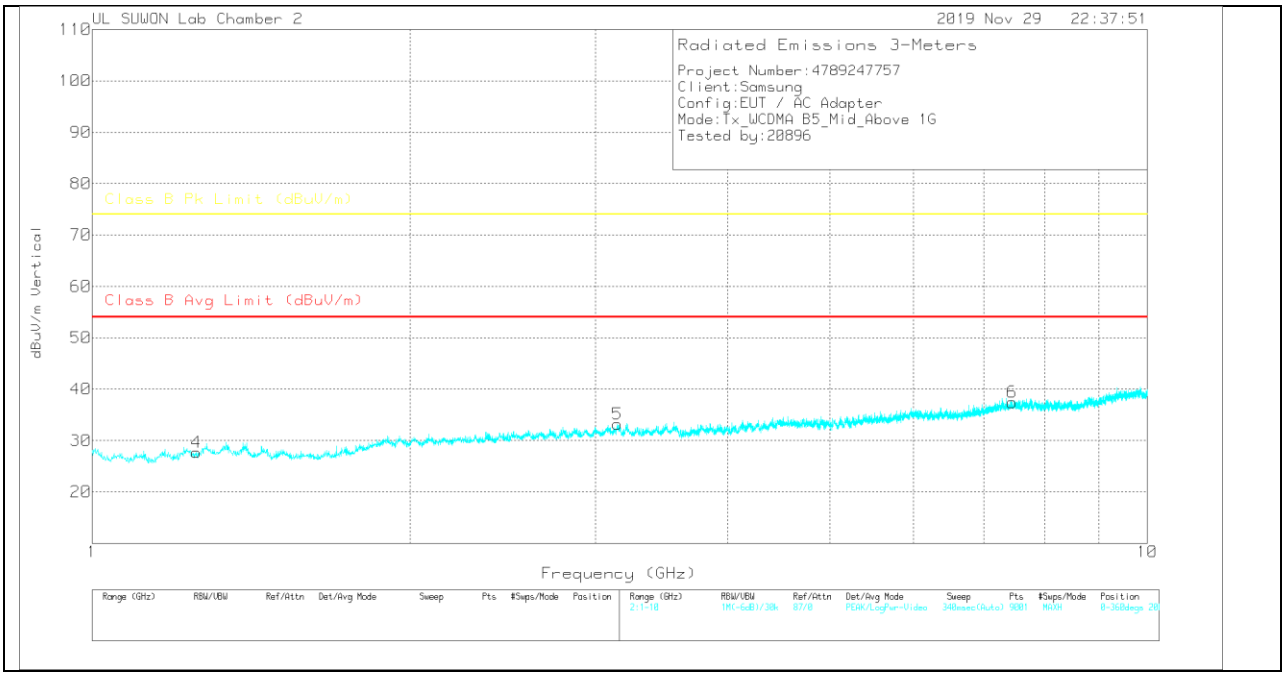

UL Korea, Ltd. Suwon Laboratory FORM ID: FCC_22/24/27(03)
218 Maeyeong-ro, Yeongtong-gu, Suwon-si, Gyeonggi-do, 16675, Korea TEL: (031) 337-9902 FAX: (031) 213-5433
UL Korea, Ltd. Confidential
This report shall not be reproduced except in full, without the written approval of UL Korea, Ltd.

DATA

Trace Markers

Marker	Frequency (GHz)	Meter Reading (dBuV)	Det	3117_00168724	1-18GHz[dB]	1GHz_HP[dB]	Corrected Reading dBuV/m	Class B Avg Limit (dBuV/m)	Av(CISPR)Margin (dB)	Class B Pk Limit (dBuV/m)	Margin (dB)	Azimuth (Degs)	Height (cm)	Polarity
1	1.254	29.4	PK	29.4	-31.9	.8	27.7	-	-	74	-46.3	0-360	200	H
2	3.146	29.92	PK	32.9	-29.6	.7	33.92	-	-	74	-40.08	0-360	200	H
3	7.442	25.92	PK	36.2	-24.9	.6	37.82	-	-	74	-36.18	0-360	100	H
4	1.255	29.4	PK	29.4	-31.9	.8	27.7	-	-	74	-46.3	0-360	100	V
5	3.145	29.3	PK	32.9	-29.7	.7	33.2	-	-	74	-40.8	0-360	100	V
6	7.446	25.54	PK	36.2	-24.9	.6	37.44	-	-	74	-36.56	0-360	200	V

PK – Peak Detector

Note: Unwanted emissions on the harmonic frequency were generated from the call-simulator with the TX and RX signals.

UL Korea, Ltd. Suwon Laboratory FORM ID: FCC_22/24/27(03)
218 Maeyeong-ro, Yeongtong-gu, Suwon-si, Gyeonggi-do, 16675, Korea TEL: (031) 337-9902 FAX: (031) 213-5433
UL Korea, Ltd. Confidential
This report shall not be reproduced except in full, without the written approval of UL Korea, Ltd.

7.3. Above 1 GHz in the LTE Band 12

LOW CHANNEL(730.5MHz)

HORIZONTAL PEAK PLOT

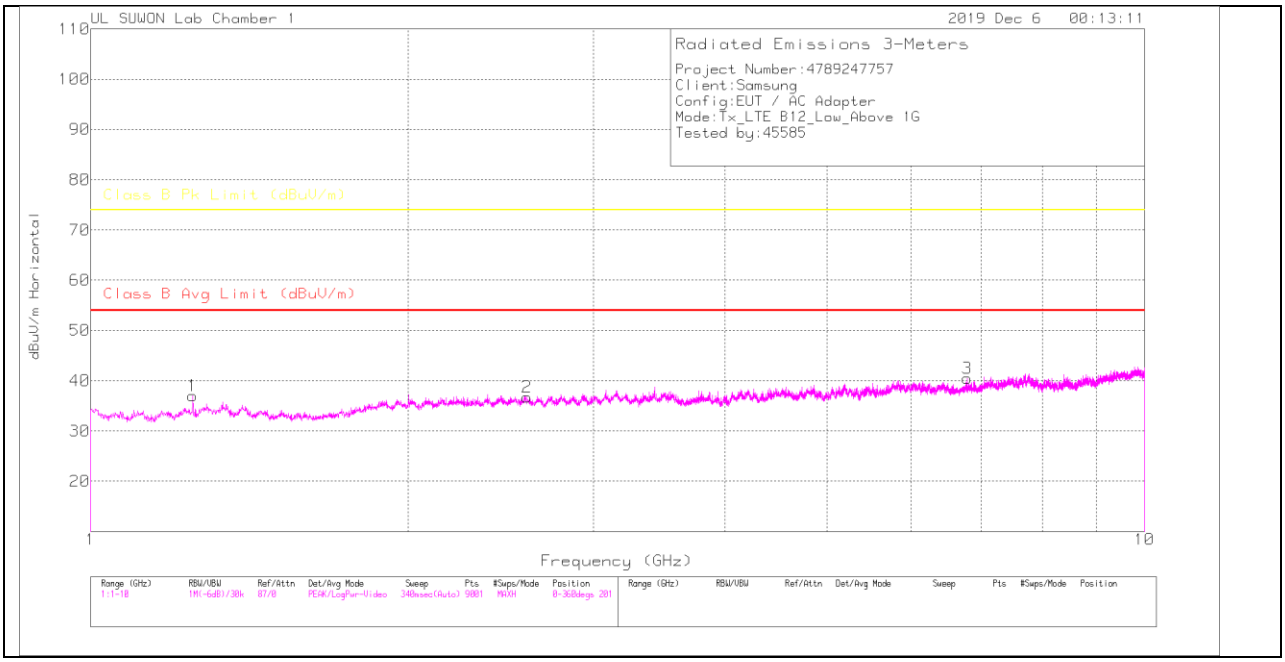

VERTICAL PEAK PLOT

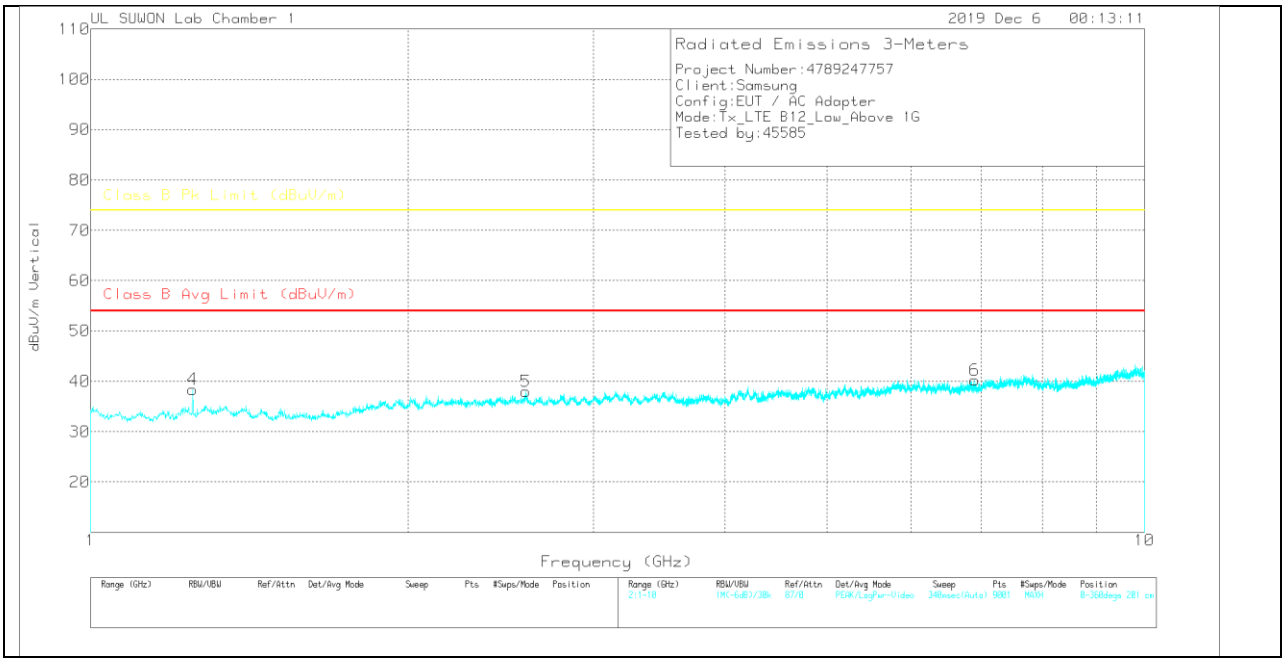

UL Korea, Ltd. Confidential
This report shall not be reproduced except in full, without the written approval of UL Korea, Ltd.

DATA

Trace Markers

Marker	Frequency (GHz)	Meter Reading (dBuV)	Det	3117_00168724	1-18GHz[dB]	1GHz_HP[dB]	Corrected Reading dBuV/m	Class B Avg Limit (dBuV/m)	Av(CISPR)Margin (dB)	Class B Pk Limit (dBuV/m)	Margin (dB)	Azimuth (Degs)	Height (cm)	Polarity
1	1.25	38.74	PK	29.4	-31.9	.8	37.04	-	-	74	-36.96	0-360	201	H
2	2.595	34.29	PK	32	-30.2	.7	36.79	-	-	74	-37.21	0-360	201	H
3	6.785	30.18	PK	35.5	-25.7	.5	40.48	-	-	74	-33.52	0-360	201	H
4	1.25	40.13	PK	29.4	-31.9	.8	38.43	-	-	74	-35.57	0-360	201	V
5	2.586	35.64	PK	32	-30.3	.7	38.04	-	-	74	-35.96	0-360	100	V
6	6.9	30.09	PK	35.7	-26	.5	40.29	-	-	74	-33.71	0-360	201	V

PK – Peak Detector

Note: Unwanted emissions on the harmonic frequency were generated from the call-simulator with the TX and RX signals.

UL Korea, Ltd. Suwon Laboratory FORM ID: FCC_22/24/27(03)
218 Maeyeong-ro, Yeongtong-gu, Suwon-si, Gyeonggi-do, 16675, Korea TEL: (031) 337-9902 FAX: (031) 213-5433
UL Korea, Ltd. Confidential
This report shall not be reproduced except in full, without the written approval of UL Korea, Ltd.

MID CHANNEL(737.5MHz)

HORIZONTAL PEAK PLOT

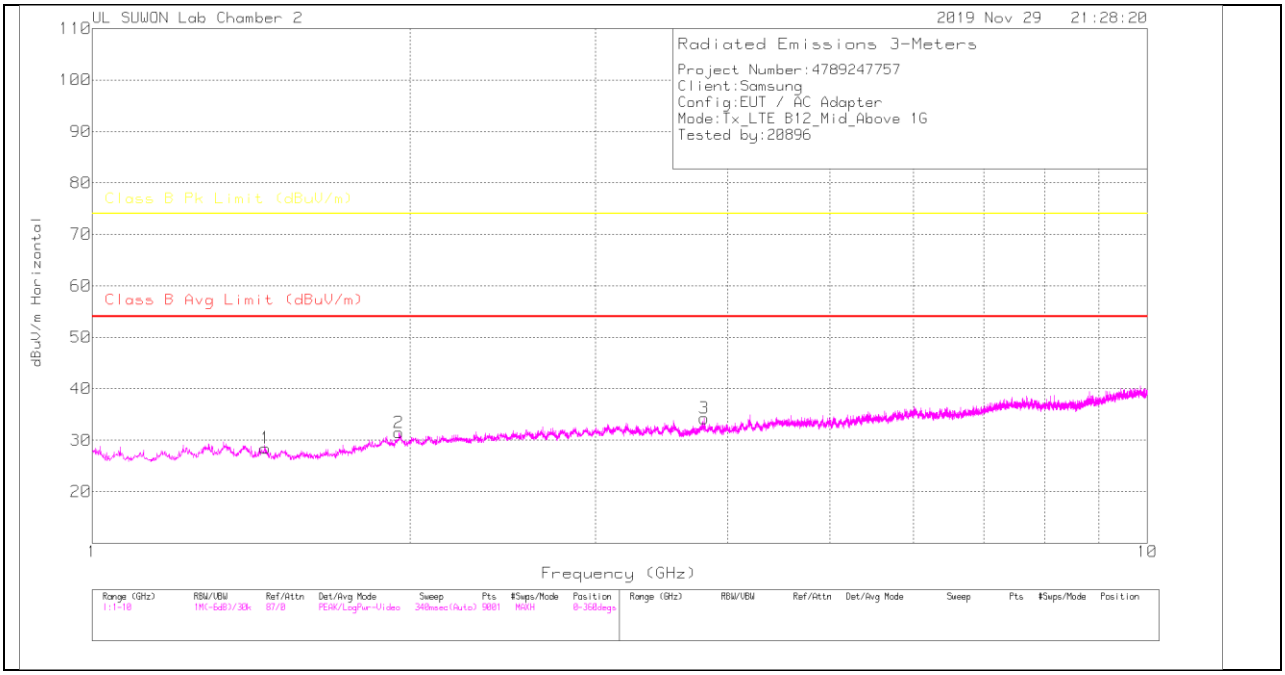

VERTICAL PEAK PLOT

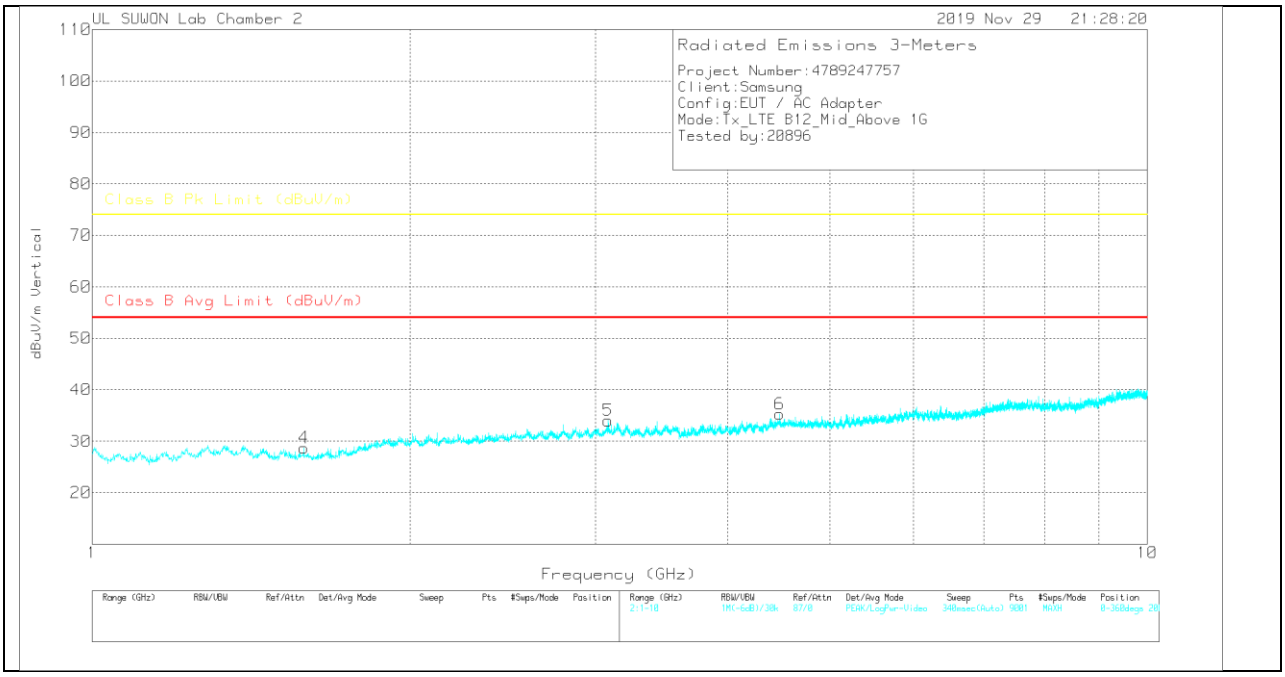

UL Korea, Ltd. Confidential
This report shall not be reproduced except in full, without the written approval of UL Korea, Ltd.

DATA

Trace Markers

Marker	Frequency (GHz)	Meter Reading (dBuV)	Det	3117_00168724	1-18GHz[dB]	1GHz_HP[dB]	Corrected Reading dBuV/m	Class B Avg Limit (dBuV/m)	Av(CISPR)Margin (dB)	Class B Pk Limit (dBuV/m)	Margin (dB)	Azimuth (Degs)	Height (cm)	Polarity
1	1.459	30.35	PK	29	-31.6	.7	28.45	-	-	74	-45.55	0-360	100	H
2	1.953	30.67	PK	31.1	-30.9	.6	31.47	-	-	74	-42.53	0-360	100	H
3	3.804	29.37	PK	33.2	-28.9	.6	34.27	-	-	74	-39.73	0-360	100	H
4	1.587	31.01	PK	28.3	-31.4	.8	28.71	-	-	74	-45.29	0-360	100	V
5	3.084	30.51	PK	32.7	-29.9	.7	34.01	-	-	74	-39.99	0-360	200	V
6	4.481	29.27	PK	33.8	-28.3	.5	35.27	-	-	74	-38.73	0-360	200	V

PK – Peak Detector

Note: Unwanted emissions on the harmonic frequency were generated from the call-simulator with the TX and RX signals.

UL Korea, Ltd. Suwon Laboratory FORM ID: FCC_22/24/27(03)
218 Maeyeong-ro, Yeongtong-gu, Suwon-si, Gyeonggi-do, 16675, Korea TEL: (031) 337-9902 FAX: (031) 213-5433
UL Korea, Ltd. Confidential
This report shall not be reproduced except in full, without the written approval of UL Korea, Ltd.

HIGH CHANNEL(744.5MHz)

HORIZONTAL PEAK PLOT

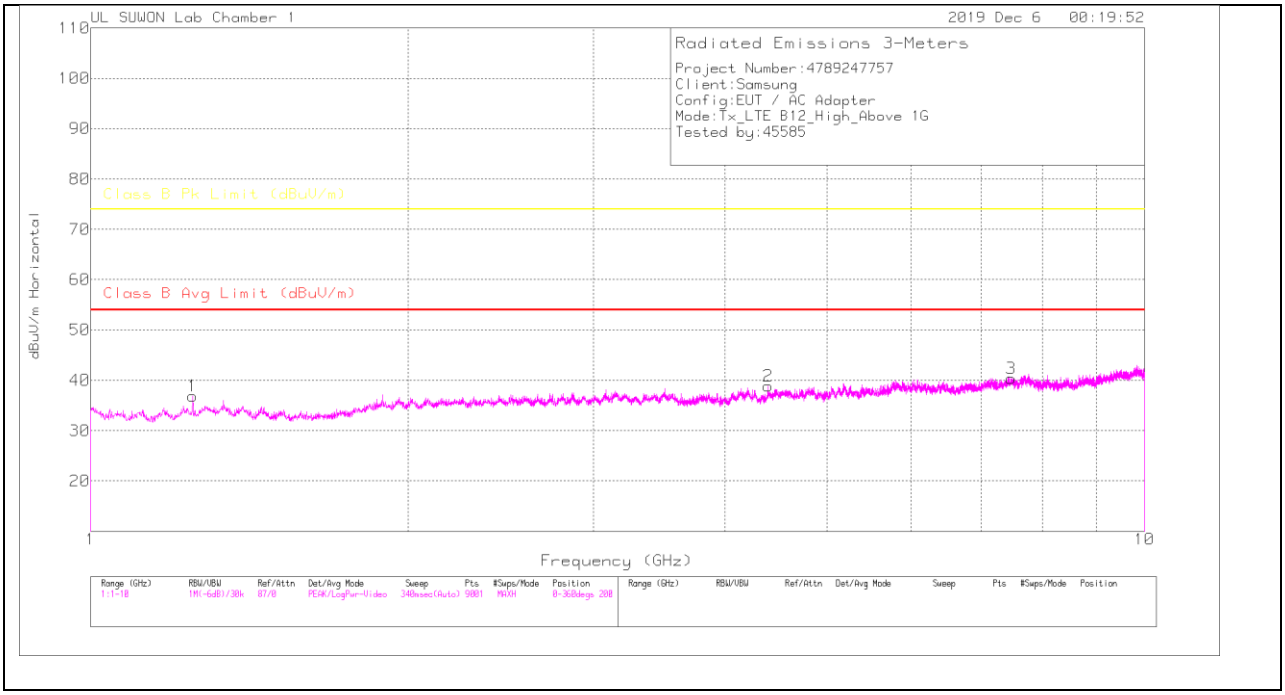

VERTICAL PEAK PLOT

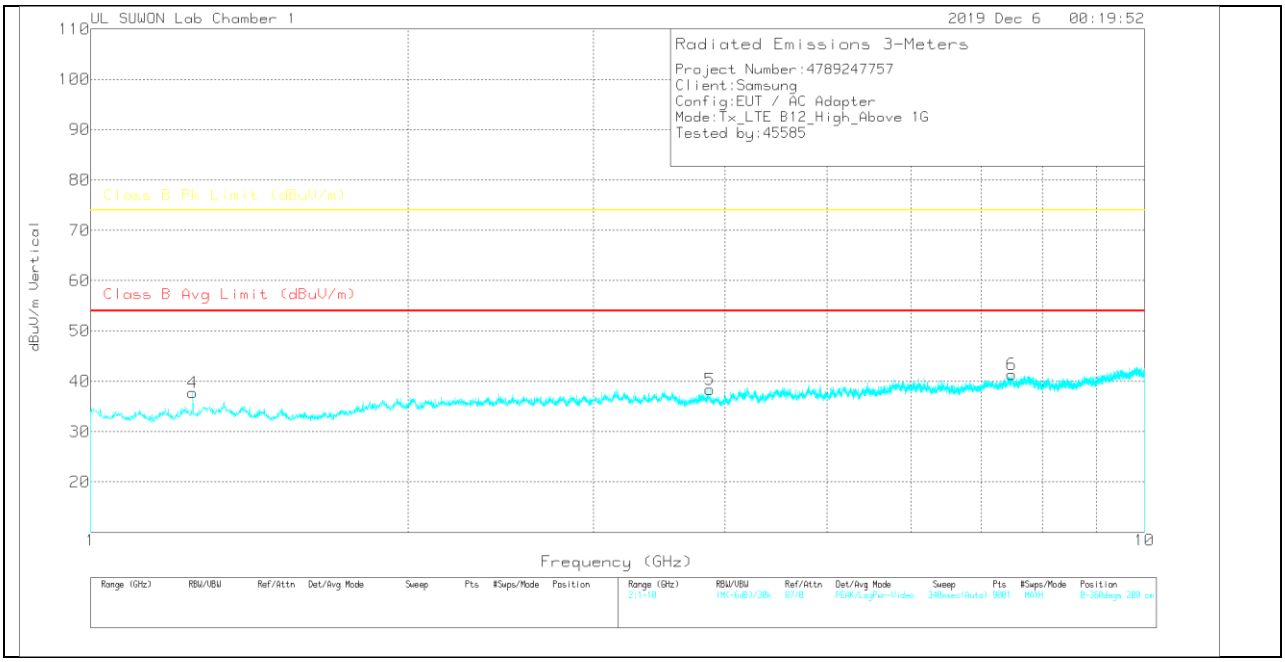

UL Korea, Ltd. Suwon Laboratory FORM ID: FCC_22/24/27(03)
218 Maeyeong-ro, Yeongtong-gu, Suwon-si, Gyeonggi-do, 16675, Korea TEL: (031) 337-9902 FAX: (031) 213-5433
UL Korea, Ltd. Confidential
This report shall not be reproduced except in full, without the written approval of UL Korea, Ltd.

DATA

Trace Markers

Marker	Frequency (GHz)	Meter Reading (dBuV)	Det	3117_00168724	1-18GHz[dB]	1GHz_HP[dB]	Corrected Reading dBuV/m	Class B Avg Limit (dBuV/m)	Av(CISPR)Margin (dB)	Class B Pk Limit (dBuV/m)	Margin (dB)	Azimuth (Degs)	Height (cm)	Polarity
1	1.25	38.62	PK	29.4	-31.9	.8	36.92	-	-	74	-37.08	0-360	200	H
2	4.393	33.29	PK	33.7	-28.6	.5	38.89	-	-	74	-35.11	0-360	200	H
3	7.476	28.6	PK	36.2	-24.9	.5	40.4	-	-	74	-33.6	0-360	200	H
4	1.25	39.45	PK	29.4	-31.9	.8	37.75	-	-	74	-36.25	0-360	200	V
5	3.869	33.64	PK	33.3	-29.1	.5	38.34	-	-	74	-35.66	0-360	100	V
6	7.477	29.58	PK	36.2	-24.9	.5	41.38	-	-	74	-32.62	0-360	200	V

PK – Peak Detector

Note: Unwanted emissions on the harmonic frequency were generated from the call-simulator with the TX and RX signals.

UL Korea, Ltd. Suwon Laboratory FORM ID: FCC_22/24/27(03)
218 Maeyeong-ro, Yeongtong-gu, Suwon-si, Gyeonggi-do, 16675, Korea TEL: (031) 337-9902 FAX: (031) 213-5433
UL Korea, Ltd. Confidential
This report shall not be reproduced except in full, without the written approval of UL Korea, Ltd.

7.4. Above 1 GHz in the LTE Band 13

LOW CHANNEL(748.5MHz)

HORIZONTAL PEAK PLOT

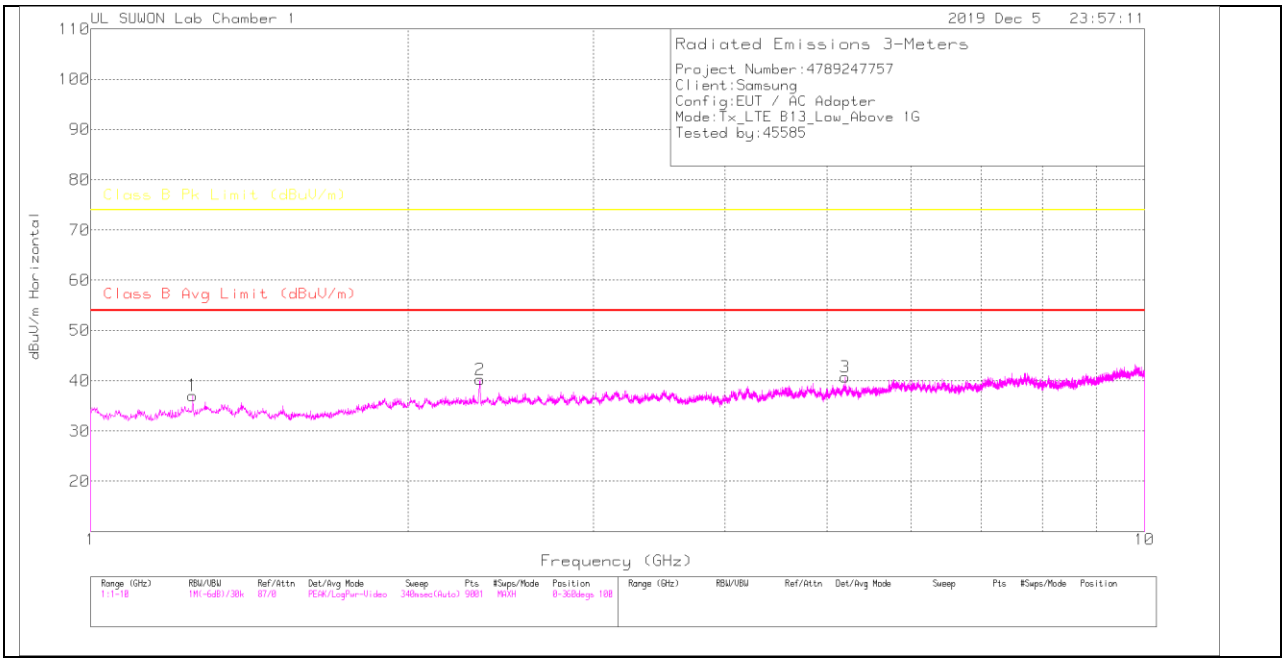

VERTICAL PEAK PLOT

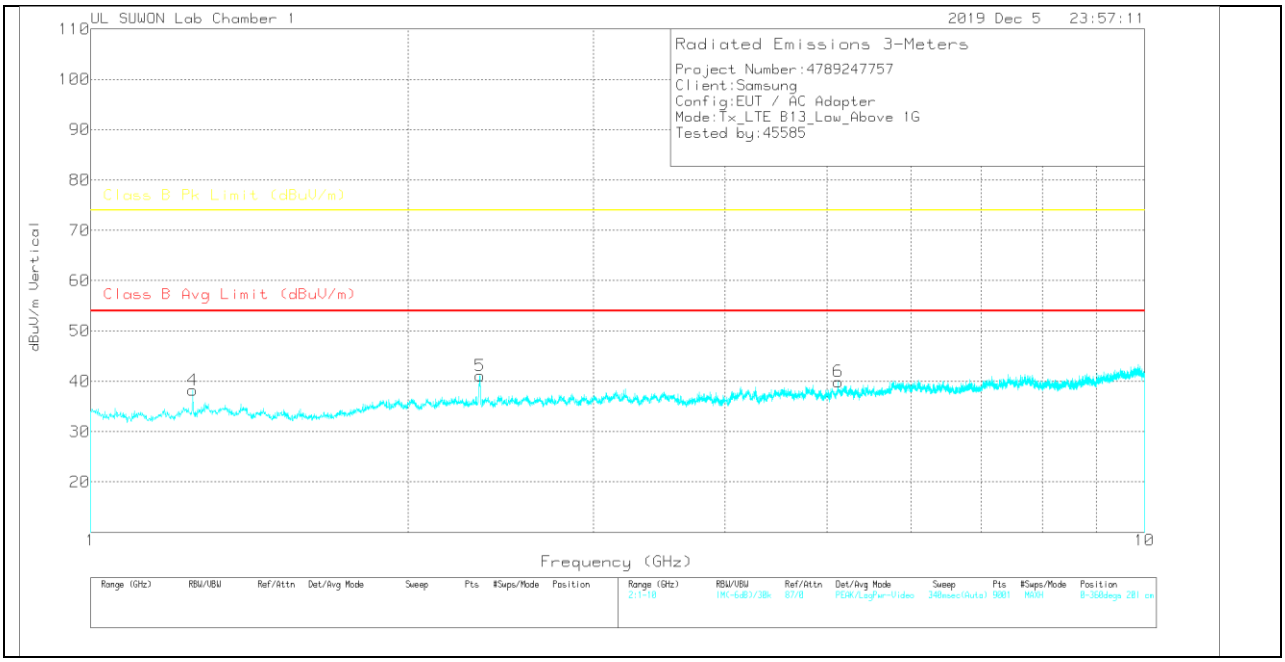

UL Korea, Ltd. Confidential
This report shall not be reproduced except in full, without the written approval of UL Korea, Ltd.

DATA

Trace Markers

Marker	Frequency (GHz)	Meter Reading (dBuV)	Det	3117_00168724	1-18GHz[dB]	1GHz_HP[dB]	Corrected Reading dBuV/m	Class B Avg Limit (dBuV/m)	Av(CISPR)Margin (dB)	Class B Pk Limit (dBuV/m)	Margin (dB)	Azimuth (Degs)	Height (cm)	Polarity
1	1.25	38.76	PK	29.4	-31.9	.8	37.06	-	-	74	-36.94	0-360	201	H
2	2.341	38.49	PK	31.5	-30.5	.7	40.19	-	-	74	-33.81	0-360	100	H
3	5.2	33.6	PK	34.3	-27.7	.5	40.7	-	-	74	-33.3	0-360	100	H
4	1.25	39.96	PK	29.4	-31.9	.8	38.26	-	-	74	-35.74	0-360	201	V
5	2.341	39.46	PK	31.5	-30.5	.7	41.16	-	-	74	-32.84	0-360	100	V
6	5.123	33.13	PK	34.2	-27.9	.5	39.93	-	-	74	-34.07	0-360	201	V

PK – Peak Detector

Note: Unwanted emissions on the harmonic frequency were generated from the call-simulator with the TX and RX signals.

UL Korea, Ltd. Suwon Laboratory FORM ID: FCC_22/24/27(03)
218 Maeyeong-ro, Yeongtong-gu, Suwon-si, Gyeonggi-do, 16675, Korea TEL: (031) 337-9902 FAX: (031) 213-5433
UL Korea, Ltd. Confidential
This report shall not be reproduced except in full, without the written approval of UL Korea, Ltd.

MID CHANNEL(751.0MHz)

HORIZONTAL PEAK PLOT

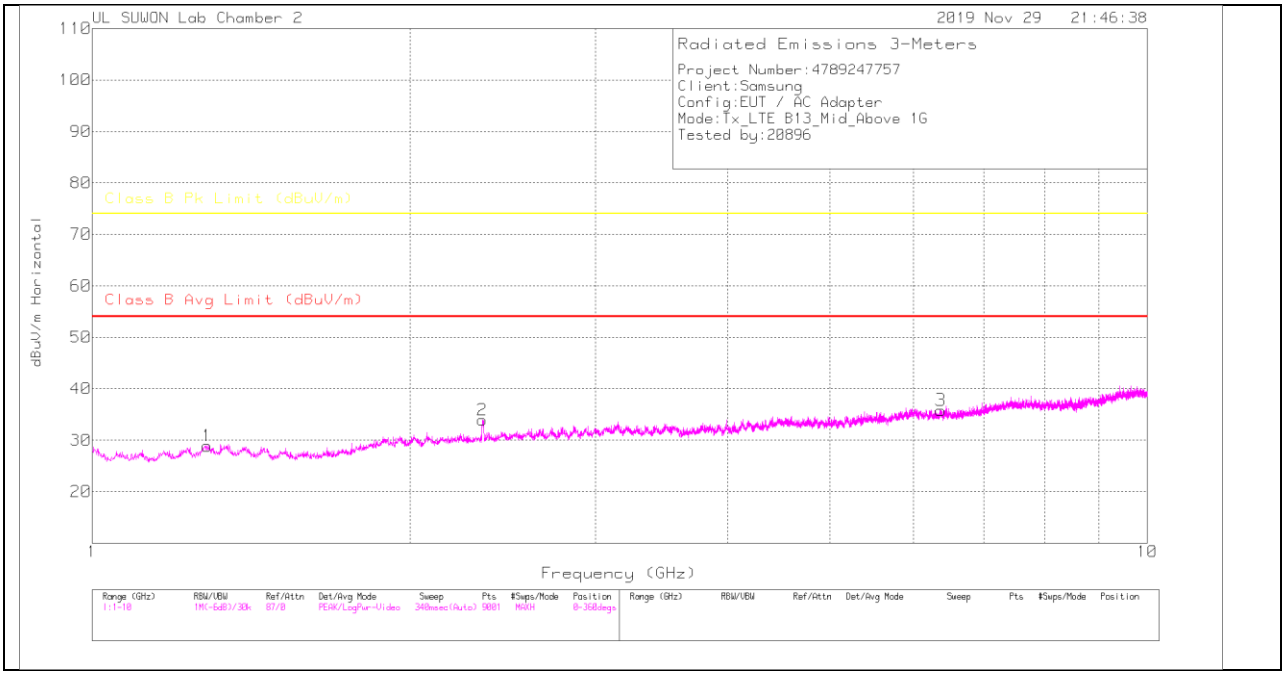

VERTICAL PEAK PLOT

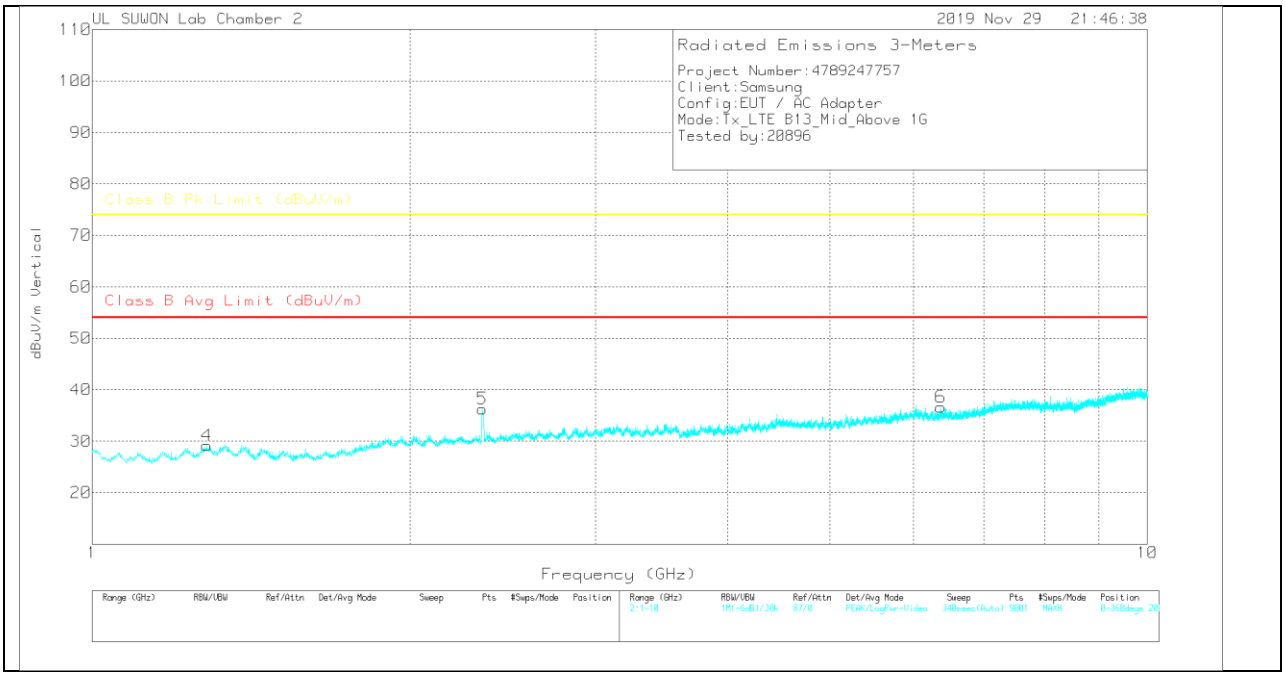

UL Korea, Ltd. Suwon Laboratory FORM ID: FCC_22/24/27(03)
218 Maeyeong-ro, Yeongtong-gu, Suwon-si, Gyeonggi-do, 16675, Korea TEL: (031) 337-9902 FAX: (031) 213-5433
UL Korea, Ltd. Confidential
This report shall not be reproduced except in full, without the written approval of UL Korea, Ltd.

DATA

Trace Markers

Marker	Frequency (GHz)	Meter Reading (dBuV)	Det	3117_00168724	1-18GHz[dB]	1GHz_HP[dB]	Corrected Reading dBuV/m	Class B Avg Limit (dBuV/m)	Av(CISPR)Margin (dB)	Class B Pk Limit (dBuV/m)	Margin (dB)	Azimuth (Degs)	Height (cm)	Polarity
1	1.285	30.28	PK	29.6	-31.8	.8	28.88	-	-	74	-45.12	0-360	100	H
2	2.344	32.21	PK	31.5	-30.5	.7	33.91	-	-	74	-40.09	0-360	100	H
3	6.372	26.79	PK	35.2	-26.7	.5	35.79	-	-	74	-38.21	0-360	200	H
4	1.284	30.64	PK	29.6	-31.9	.8	29.14	-	-	74	-44.86	0-360	200	V
5	2.343	34.59	PK	31.5	-30.5	.7	36.29	-	-	74	-37.71	0-360	100	V
6	6.372	27.65	PK	35.2	-26.7	.5	36.65	-	-	74	-37.35	0-360	200	V

PK – Peak Detector

Note: Unwanted emissions on the harmonic frequency were generated from the call-simulator with the TX and RX signals.

UL Korea, Ltd. Suwon Laboratory FORM ID: FCC_22/24/27(03)
218 Maeyeong-ro, Yeongtong-gu, Suwon-si, Gyeonggi-do, 16675, Korea TEL: (031) 337-9902 FAX: (031) 213-5433
UL Korea, Ltd. Confidential
This report shall not be reproduced except in full, without the written approval of UL Korea, Ltd.

HIGH CHANNEL(753.5MHz)

HORIZONTAL PEAK PLOT

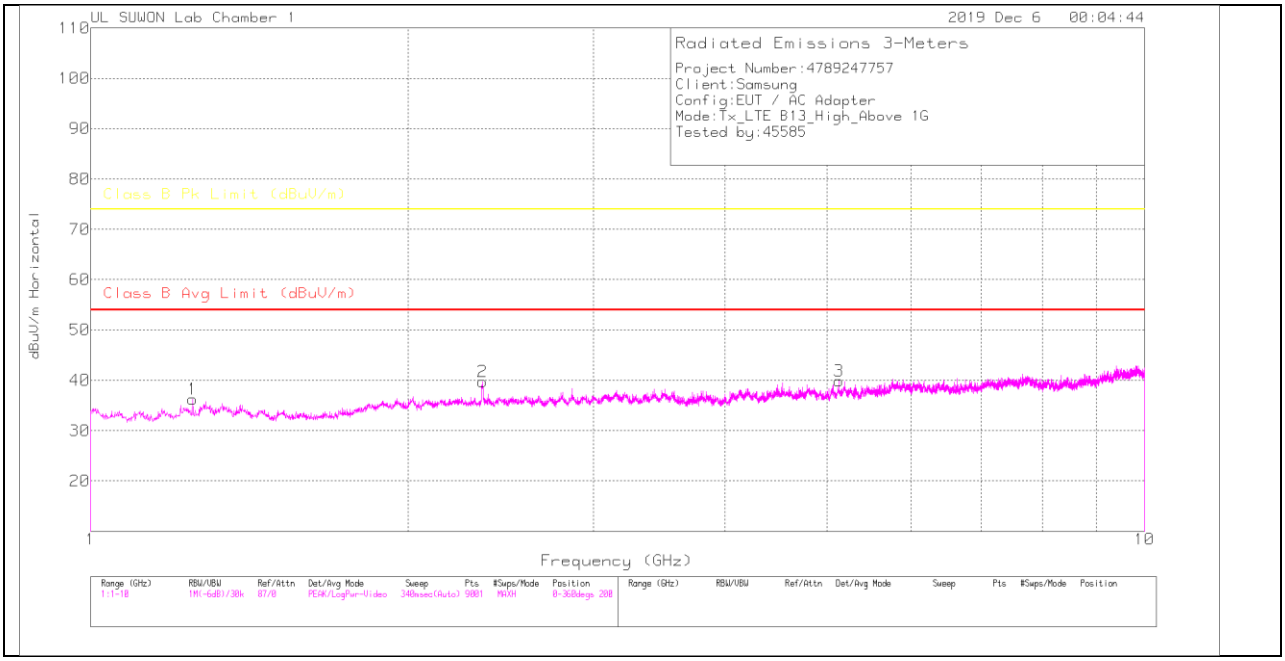

VERTICAL PEAK PLOT

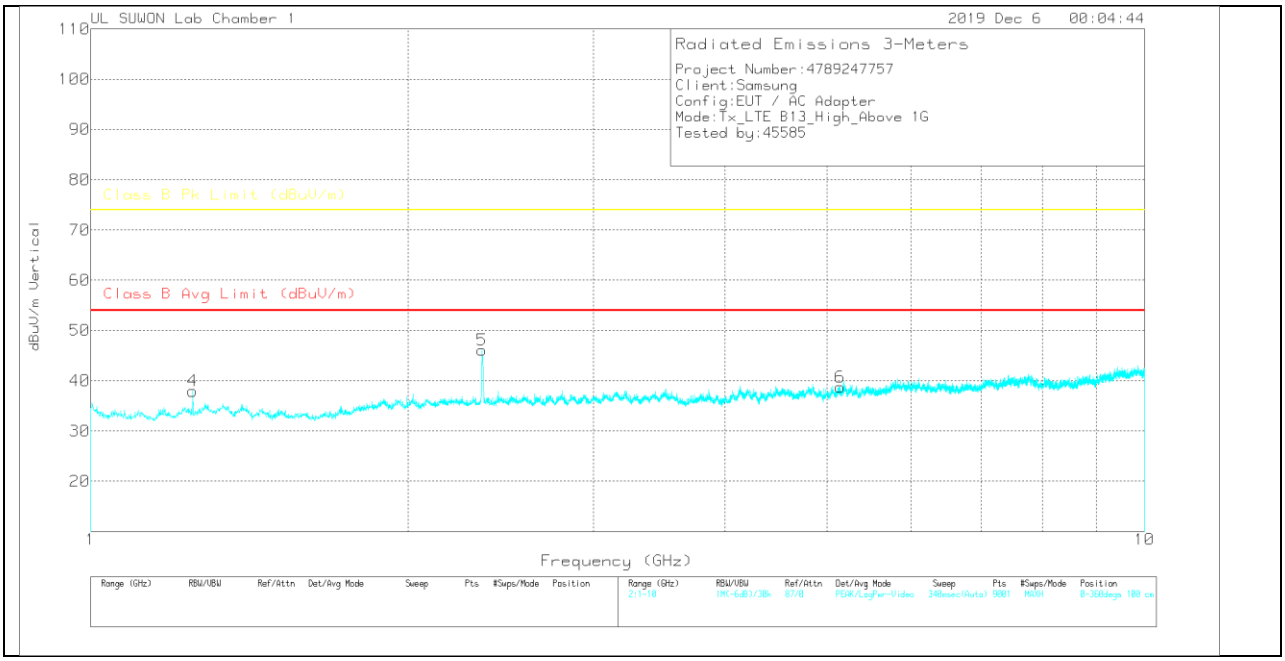

UL Korea, Ltd. Confidential
This report shall not be reproduced except in full, without the written approval of UL Korea, Ltd.

DATA

Trace Markers

Marker	Frequency (GHz)	Meter Reading (dBuV)	Det	3117_00168724	1-18GHz[dB]	1GHz_HP[dB]	Corrected Reading dBuV/m	Class B Avg Limit (dBuV/m)	Av(CISPR)Margin (dB)	Class B Pk Limit (dBuV/m)	Margin (dB)	Azimuth (Degs)	Height (cm)	Polarity
1	1.249	37.98	PK	29.4	-31.9	.8	36.28	-	-	74	-37.72	0-360	200	H
2	2.353	37.98	PK	31.6	-30.5	.7	39.78	-	-	74	-34.22	0-360	200	H
3	5.131	33.01	PK	34.2	-27.8	.5	39.91	-	-	74	-34.09	0-360	200	H
4	1.25	39.64	PK	29.4	-31.9	.8	37.94	-	-	74	-36.06	0-360	200	V
5	2.351	44.45	PK	31.6	-30.6	.7	46.15	-	-	74	-27.85	0-360	100	V
6	5.146	31.8	PK	34.3	-27.8	.5	38.8	-	-	74	-35.2	0-360	100	V

PK – Peak Detector

Note: Unwanted emissions on the harmonic frequency were generated from the call-simulator with the TX and RX signals.

UL Korea, Ltd. Suwon Laboratory FORM ID: FCC_22/24/27(03)
218 Maeyeong-ro, Yeongtong-gu, Suwon-si, Gyeonggi-do, 16675, Korea TEL: (031) 337-9902 FAX: (031) 213-5433
UL Korea, Ltd. Confidential
This report shall not be reproduced except in full, without the written approval of UL Korea, Ltd.

7.5. Above 1 GHz in the LTE Band 26

LOW CHANNEL(860.5MHz)

HORIZONTAL PEAK PLOT

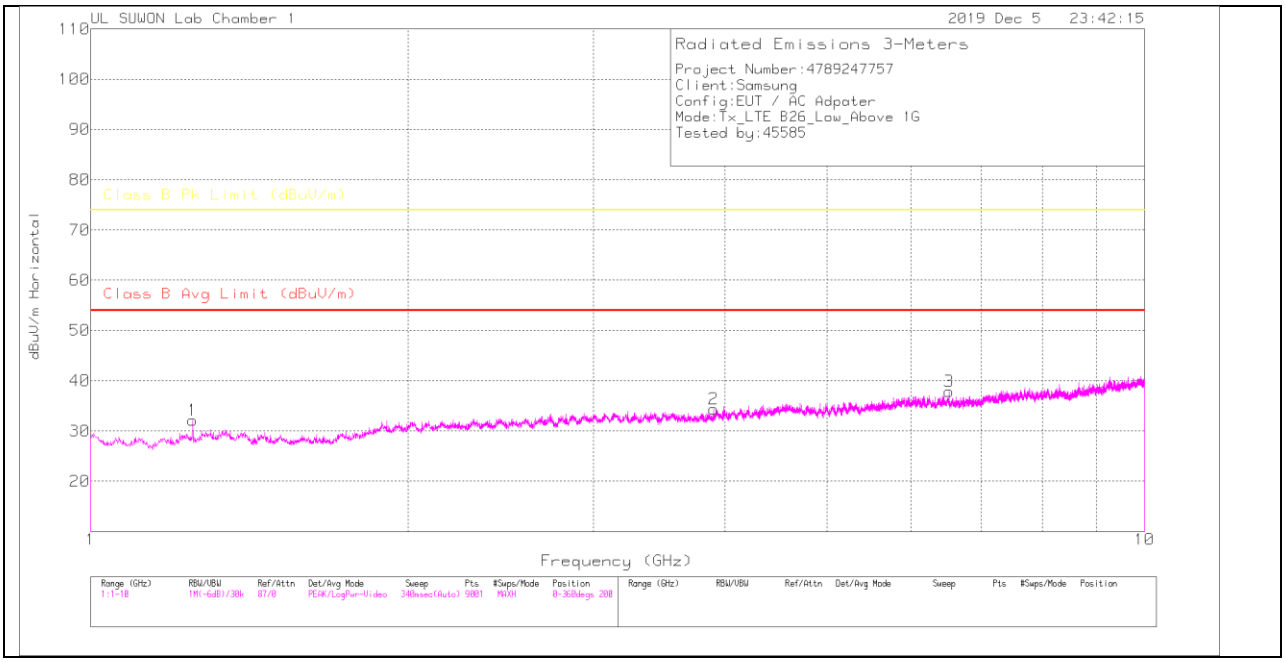

VERTICAL PEAK PLOT

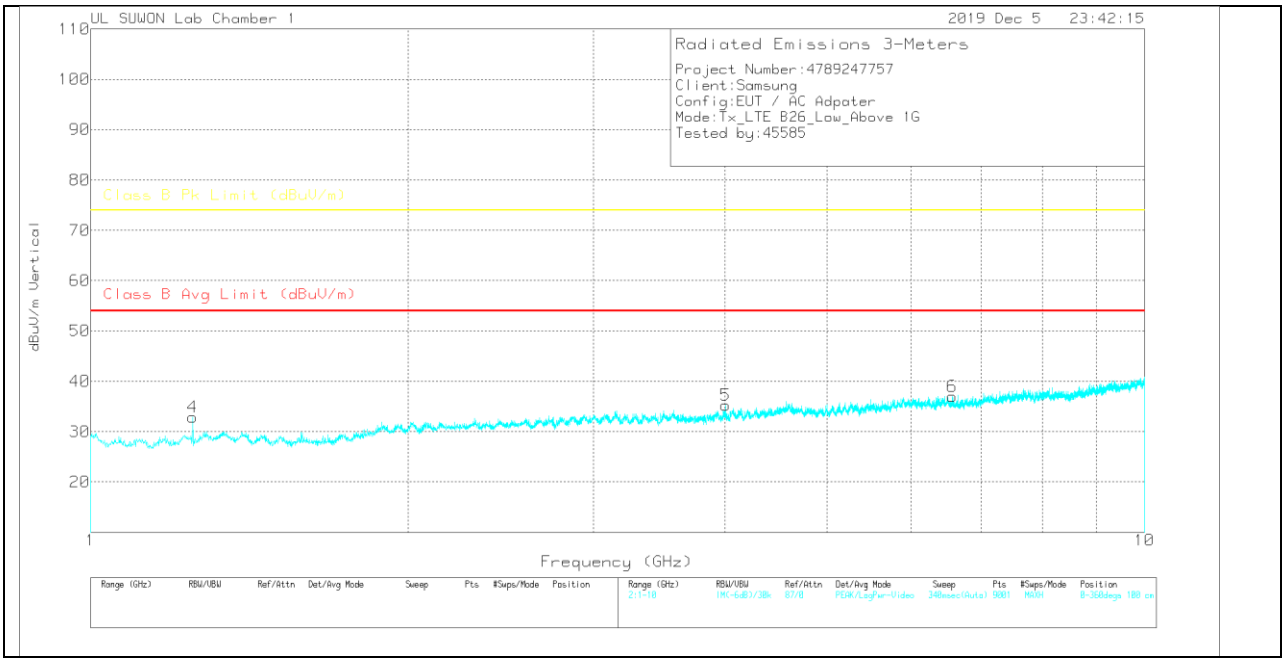

UL Korea, Ltd. Confidential
This report shall not be reproduced except in full, without the written approval of UL Korea, Ltd.

DATA

Trace Markers

Marker	Frequency (GHz)	Meter Reading (dBuV)	Det	3117_00168717	1-18GHz[dB]	1GHz_HPF	Corrected Reading dBuV/m	Class B Avg Limit (dBuV/m)	Av(CISPR)Margin (dB)	Class B Pk Limit (dBuV/m)	Margin (dB)	Azimuth (Degs)	Height (cm)	Polarity
1	1.25	39.29	PK	29.2	-37	.7	32.19	-	-	74	-41.81	0-360	200	H
2	3.9	33.13	PK	33.5	-32.7	.5	34.43	-	-	74	-39.57	0-360	200	H
3	6.522	31.28	PK	35.4	-29.2	.4	37.88	-	-	74	-36.12	0-360	100	H
4	1.25	40	PK	29.2	-37	.7	32.9	-	-	74	-41.1	0-360	200	V
5	4.001	33.72	PK	33.6	-32.5	.4	35.22	-	-	74	-38.78	0-360	100	V
6	6.572	30.45	PK	35.4	-29.3	.4	36.95	-	-	74	-37.05	0-360	200	V

PK – Peak Detector

Note: Unwanted emissions on the harmonic frequency were generated from the call-simulator with the TX and RX signals.

UL Korea, Ltd. Suwon Laboratory FORM ID: FCC_22/24/27(03)
218 Maeyeong-ro, Yeongtong-gu, Suwon-si, Gyeonggi-do, 16675, Korea TEL: (031) 337-9902 FAX: (031) 213-5433
UL Korea, Ltd. Confidential
This report shall not be reproduced except in full, without the written approval of UL Korea, Ltd.

MID CHANNEL(876.5MHz)

HORIZONTAL PEAK PLOT

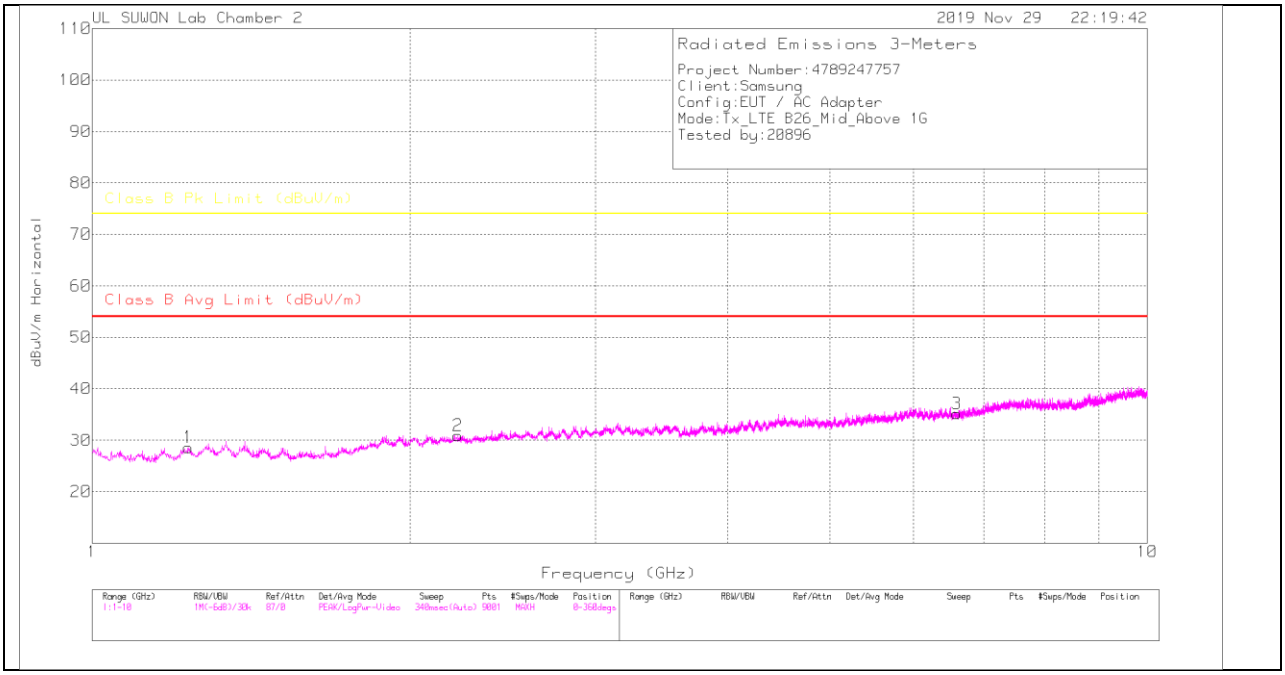

VERTICAL PEAK PLOT

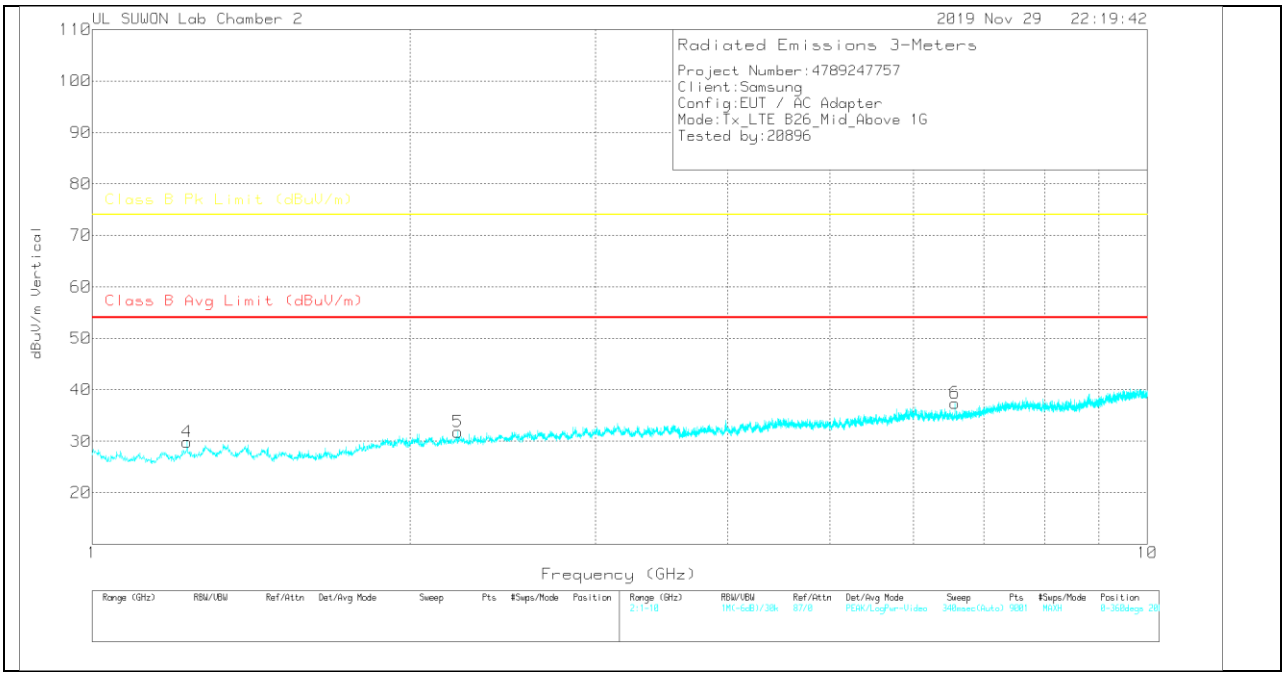

UL Korea, Ltd. Confidential
This report shall not be reproduced except in full, without the written approval of UL Korea, Ltd.

DATA

Trace Markers

Marker	Frequency (GHz)	Meter Reading (dBuV)	Det	3117_00168724	1-18GHz[dB]	1GHz_HP[dB]	Corrected Reading dBuV/m	Class B Avg Limit (dBuV/m)	Av(CISPR)Margin (dB)	Class B Pk Limit (dBuV/m)	Margin (dB)	Azimuth (Degs)	Height (cm)	Polarity
1	1.233	30.59	PK	29.2	-32	.8	28.59	-	-	74	-45.41	0-360	100	H
2	2.221	29.49	PK	31.4	-30.7	.7	30.89	-	-	74	-43.11	0-360	100	H
3	6.597	25.93	PK	35.3	-26.6	.5	35.13	-	-	74	-38.87	0-360	200	H
4	1.23	31.86	PK	29.2	-32	.8	29.86	-	-	74	-44.14	0-360	200	V
5	2.221	30.42	PK	31.4	-30.7	.7	31.82	-	-	74	-42.18	0-360	200	V
6	6.571	28.31	PK	35.3	-26.7	.5	37.41	-	-	74	-36.59	0-360	100	V

PK – Peak Detector

Note: Unwanted emissions on the harmonic frequency were generated from the call-simulator with the TX and RX signals.

UL Korea, Ltd. Suwon Laboratory FORM ID: FCC_22/24/27(03)
218 Maeyeong-ro, Yeongtong-gu, Suwon-si, Gyeonggi-do, 16675, Korea TEL: (031) 337-9902 FAX: (031) 213-5433
UL Korea, Ltd. Confidential
This report shall not be reproduced except in full, without the written approval of UL Korea, Ltd.

HIGH CHANNEL(892.5MHz)

HORIZONTAL PEAK PLOT

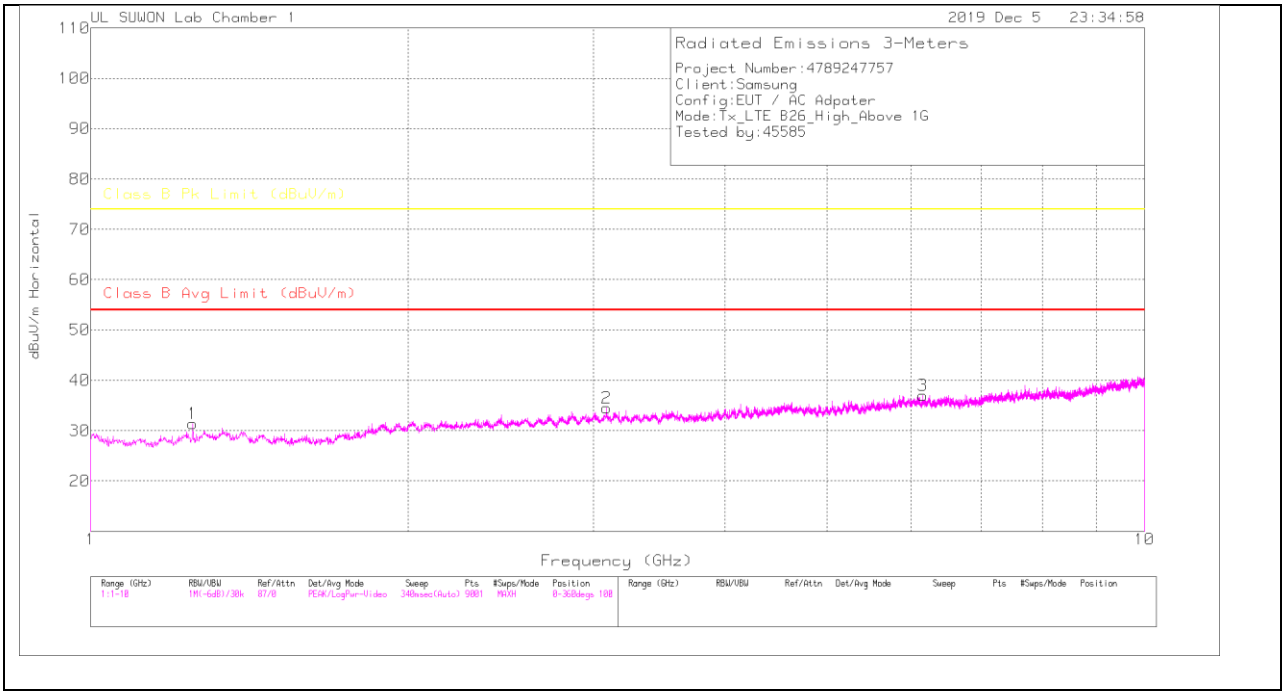

VERTICAL PEAK PLOT

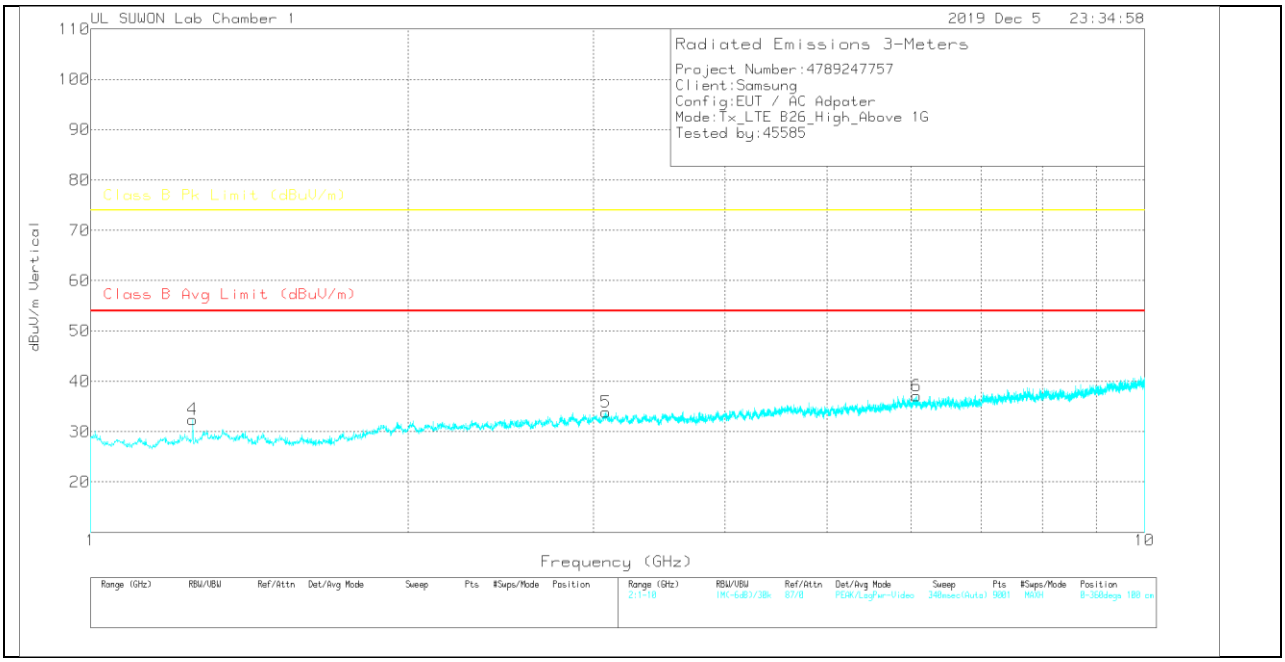

UL Korea, Ltd. Confidential
This report shall not be reproduced except in full, without the written approval of UL Korea, Ltd.

DATA

Trace Markers

Marker	Frequency (GHz)	Meter Reading (dBuV)	Det	3117_00168717	1-18GHz[dB]	1GHz_HPF	Corrected Reading dBuV/m	Class B Avg Limit (dBuV/m)	Av(CISPR)Margin (dB)	Class B Pk Limit (dBuV/m)	Margin (dB)	Azimuth (Degs)	Height (cm)	Polarity
1	1.25	38.53	PK	29.2	-37	.7	31.43	-	-	74	-42.57	0-360	200	H
2	3.087	34.94	PK	32.7	-33.8	.7	34.54	-	-	74	-39.46	0-360	200	H
3	6.164	31.42	PK	35.2	-30	.4	37.02	-	-	74	-36.98	0-360	200	H
4	1.25	39.55	PK	29.2	-37	.7	32.45	-	-	74	-41.55	0-360	200	V
5	3.084	34.32	PK	32.6	-33.7	.7	33.92	-	-	74	-40.08	0-360	200	V
6	6.074	31.79	PK	35.2	-30.4	.5	37.09	-	-	74	-36.91	0-360	100	V

PK – Peak Detector

Note: Unwanted emissions on the harmonic frequency were generated from the call-simulator with the TX and RX signals.

UL Korea, Ltd. Suwon Laboratory FORM ID: FCC_22/24/27(03)
218 Maeyeong-ro, Yeongtong-gu, Suwon-si, Gyeonggi-do, 16675, Korea TEL: (031) 337-9902 FAX: (031) 213-5433
UL Korea, Ltd. Confidential
This report shall not be reproduced except in full, without the written approval of UL Korea, Ltd.

7.6. Below 1 GHz in the GSM850

LOW CHANNEL(869.2MHz)

HORIZONTAL PEAK PLOT

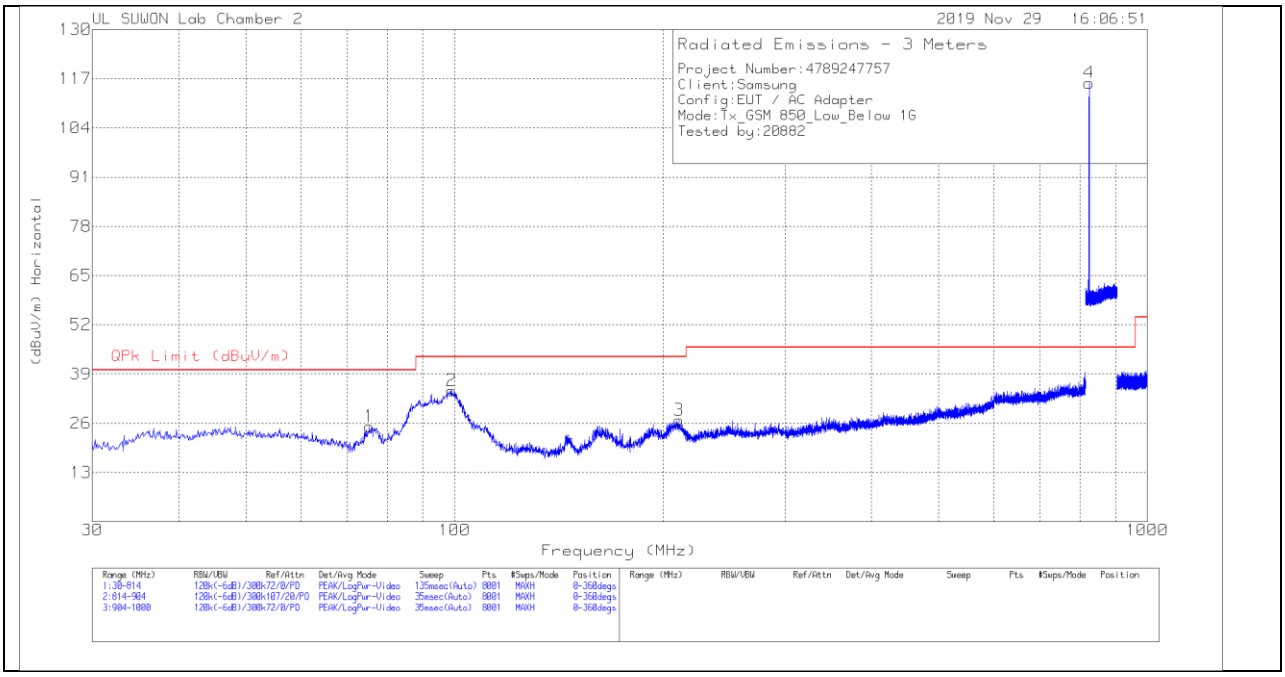

VERTICAL PEAK PLOT

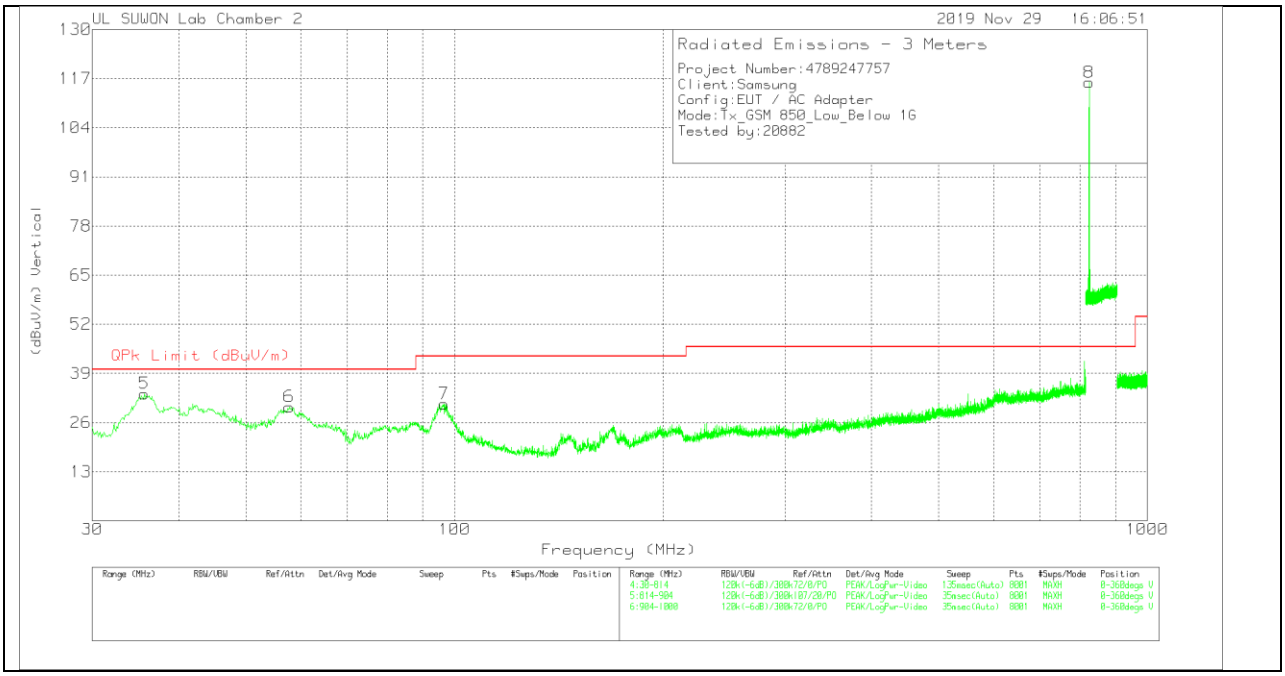

UL Korea, Ltd. Confidential
This report shall not be reproduced except in full, without the written approval of UL Korea, Ltd.

DATA

Trace Markers

Marker	Frequency (MHz)	Meter Reading (dBuV)	Det	VULB9163_749	Below_1G_Bypass[dB]	Corrected Reading (dBuV/m)	QPk Limit (dBuV/m)	Margin (dB)	Azimuth (Degs)	Height (cm)	Polarity
1	75.374	10.63	Pk	13.5	1	25.13	40	-14.87	0-360	200	H
2	98.992	15.81	Pk	17.7	1.1	34.61	43.52	-8.91	0-360	200	H
3	211.006	8.18	Pk	17	1.6	26.78	43.52	-16.74	0-360	100	H
4	824.1363	85.82	Pk	26.9	3.2	115.92	**46.02**	**69.9**	0-360	100	H
5	35.684	15.94	Pk	17	.7	33.64	40	-6.36	0-360	100	V
6	57.734	10.34	Pk	18.9	.9	30.14	40	-9.86	0-360	100	V
7	96.542	12.41	Pk	17.4	1.1	30.91	43.52	-12.61	0-360	200	V
8	824.215	85.9	Pk	26.9	3.2	116	**46.02**	**69.98**	0-360	200	V

Pk - Peak detector

Note: Unwanted emissions captured from 824MHz to 849MHz and from 869MHz to 894MHz were the TX and RX signals generated from the call-simulator.

UL Korea, Ltd. Suwon Laboratory FORM ID: FCC_22/24/27(03)
218 Maeyeong-ro, Yeongtong-gu, Suwon-si, Gyeonggi-do, 16675, Korea TEL: (031) 337-9902 FAX: (031) 213-5433
UL Korea, Ltd. Confidential
This report shall not be reproduced except in full, without the written approval of UL Korea, Ltd.

MID CHANNEL(881.6MHz)

HORIZONTAL PEAK PLOT

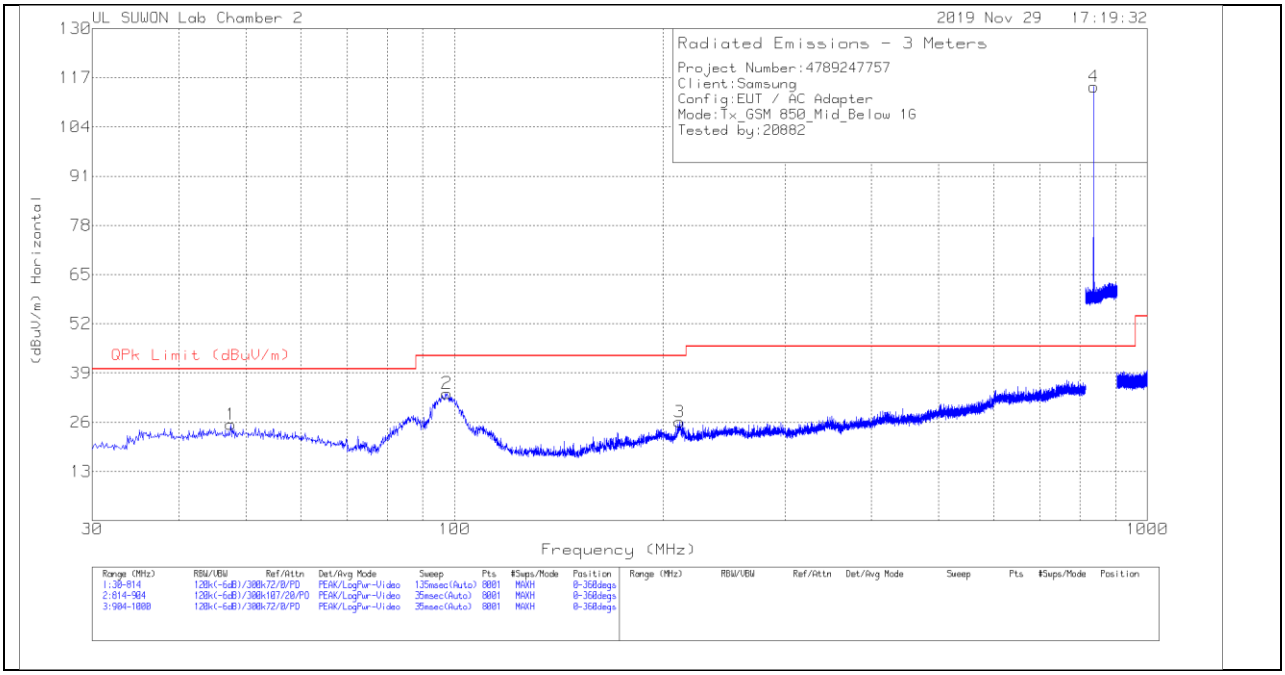

VERTICAL PEAK PLOT

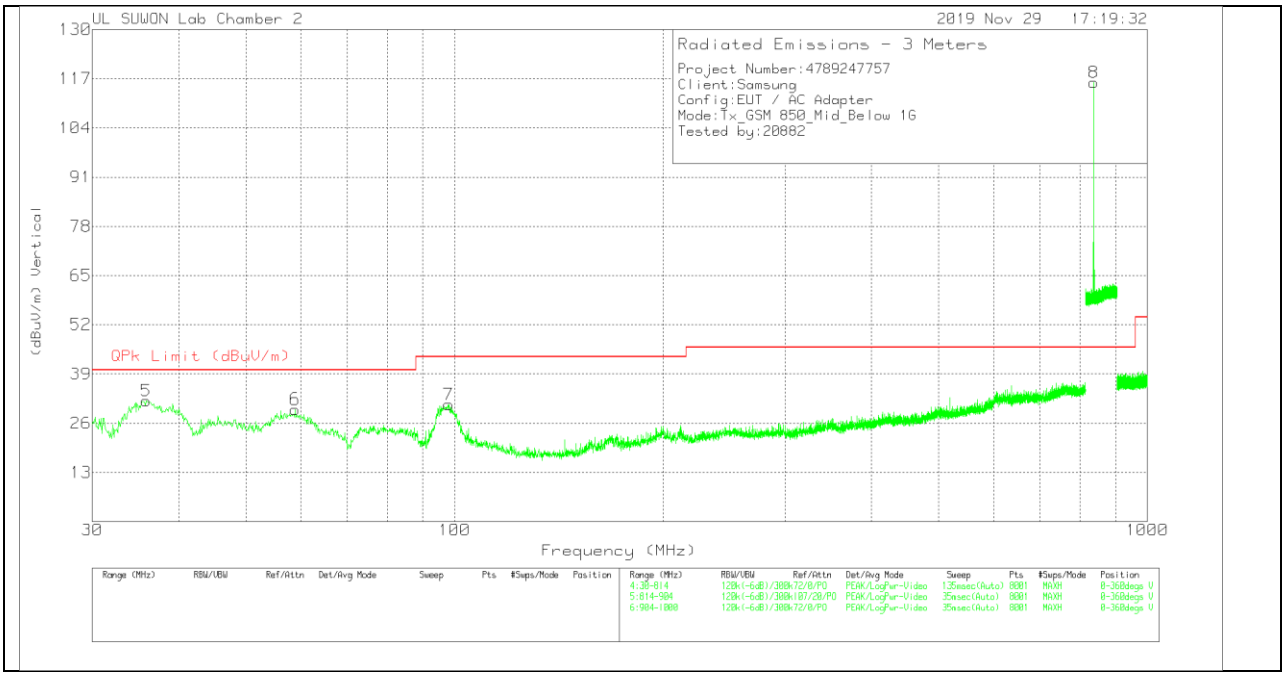

UL Korea, Ltd. Suwon Laboratory FORM ID: FCC_22/24/27(03)
218 Maeyeong-ro, Yeongtong-gu, Suwon-si, Gyeonggi-do, 16675, Korea TEL: (031) 337-9902 FAX: (031) 213-5433
UL Korea, Ltd. Confidential
This report shall not be reproduced except in full, without the written approval of UL Korea, Ltd.

DATA

Trace Markers

Marker	Frequency (MHz)	Meter Reading (dBuV)	Det	VULB9163_749	Below_1G_Bypass[dB]	Corrected Reading (dBuV/m)	QPk Limit (dBuV/m)	Margin (dB)	Azimuth (Degs)	Height (cm)	Polarity
1	47.542	4.78	Pk	19.8	.8	25.38	40	-14.62	0-360	400	H
2	97.522	15.02	Pk	17.5	1.1	33.62	43.52	-9.9	0-360	300	H
3	211.202	7.46	Pk	17	1.6	26.06	43.52	-17.46	0-360	100	H
4	836.5675	84.24	Pk	27.1	3.3	114.64	**46.02**	**68.62**	0-360	100	H
5	35.88	14.07	Pk	17.1	.7	31.87	40	-8.13	0-360	100	V
6	58.91	10.01	Pk	18.7	.9	29.61	40	-10.39	0-360	100	V
7	98.11	12.16	Pk	17.6	1.1	30.86	43.52	-12.66	0-360	100	V
8	836.5675	85.59	Pk	27.1	3.3	115.99	**46.02**	**69.97**	0-360	200	V

Pk - Peak detector

Note: Unwanted emissions captured from 824MHz to 849MHz and from 869MHz to 894MHz were the TX and RX signals generated from the call-simulator.

UL Korea, Ltd. Suwon Laboratory FORM ID: FCC_22/24/27(03)
218 Maeyeong-ro, Yeongtong-gu, Suwon-si, Gyeonggi-do, 16675, Korea TEL: (031) 337-9902 FAX: (031) 213-5433
UL Korea, Ltd. Confidential
This report shall not be reproduced except in full, without the written approval of UL Korea, Ltd.

HIGH CHANNEL(893.8MHz)

HORIZONTAL PEAK PLOT

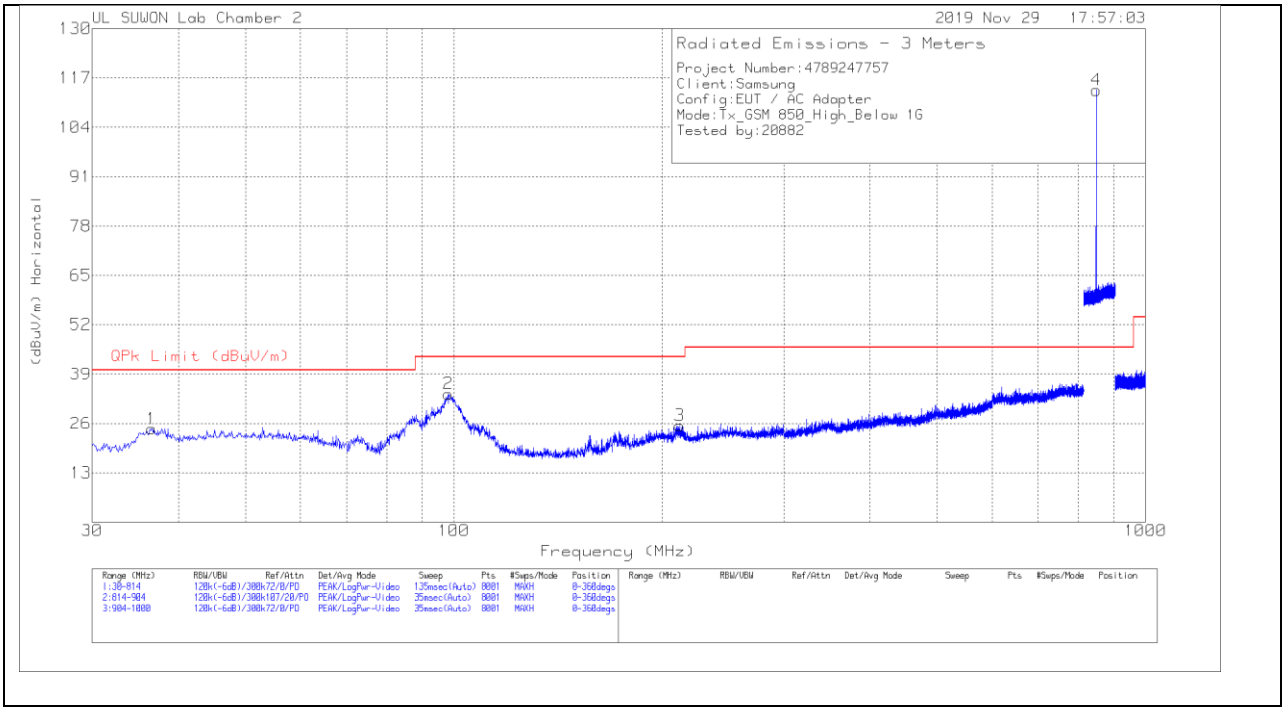

VERTICAL PEAK PLOT

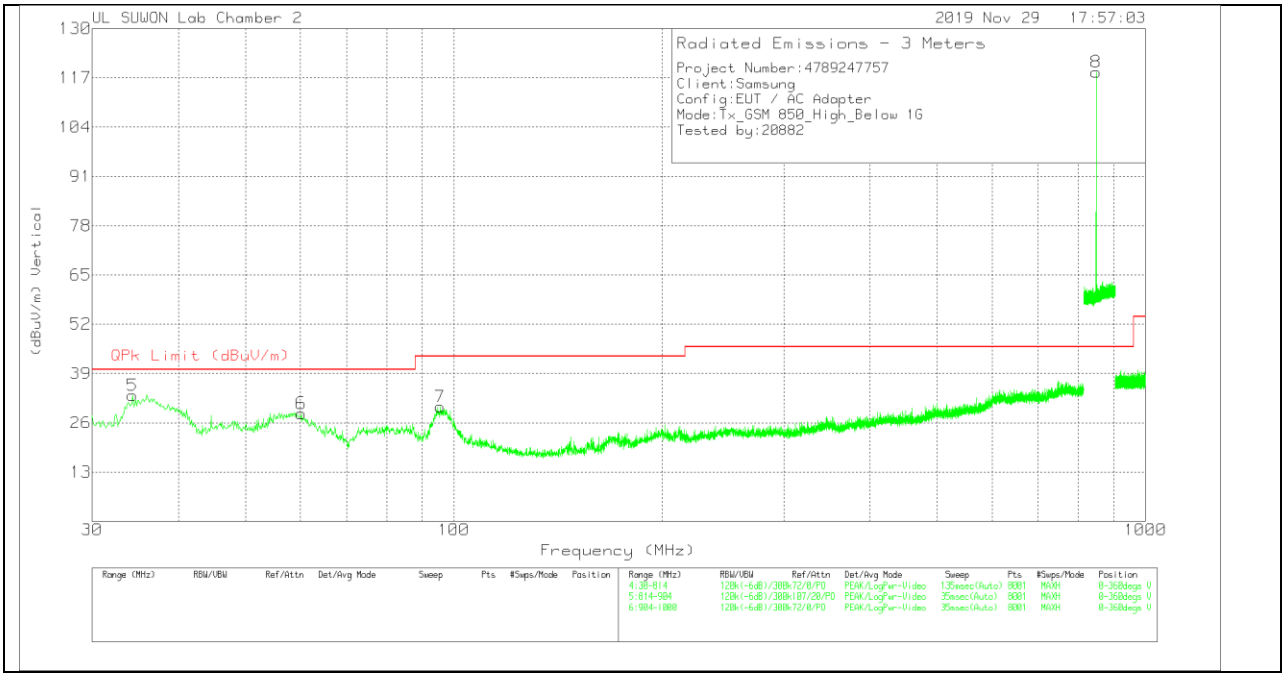

UL Korea, Ltd. Suwon Laboratory FORM ID: FCC_22/24/27(03)
218 Maeyeong-ro, Yeongtong-gu, Suwon-si, Gyeonggi-do, 16675, Korea TEL: (031) 337-9902 FAX: (031) 213-5433
UL Korea, Ltd. Confidential
This report shall not be reproduced except in full, without the written approval of UL Korea, Ltd.

DATA

Trace Markers

Marker	Frequency (MHz)	Meter Reading (dBuV)	Det	VULB9163_749	Below_1G_Bypass[dB]	Corrected Reading (dBuV/m)	QPk Limit (dBuV/m)	Margin (dB)	Azimuth (Degs)	Height (cm)	Polarity
1	36.566	6.57	Pk	17.3	.7	24.57	40	-15.43	0-360	300	H
2	98.208	15.11	Pk	17.6	1.1	33.81	43.52	-9.71	0-360	300	H
3	212.084	6.75	Pk	17.1	1.6	25.45	43.52	-18.07	0-360	200	H
4	848.8638	83.11	Pk	27.4	3.3	113.81	**46.02**	**67.79**	0-360	200	H
5	34.312	16.29	Pk	16.2	.7	33.19	40	-6.81	0-360	100	V
6	60.184	9.04	Pk	18.5	.9	28.44	40	-11.56	0-360	100	V
7	95.562	11.82	Pk	17.3	1.1	30.22	43.52	-13.3	0-360	100	V
8	848.8188	87.82	Pk	27.4	3.3	118.52	**46.02**	**72.5**	0-360	100	V

Pk - Peak detector

Note: Unwanted emissions captured from 824MHz to 849MHz and from 869MHz to 894MHz were the TX and RX signals generated from the call-simulator.

UL Korea, Ltd. Suwon Laboratory FORM ID: FCC_22/24/27(03)
218 Maeyeong-ro, Yeongtong-gu, Suwon-si, Gyeonggi-do, 16675, Korea TEL: (031) 337-9902 FAX: (031) 213-5433
UL Korea, Ltd. Confidential
This report shall not be reproduced except in full, without the written approval of UL Korea, Ltd.

7.7. Below 1 GHz in the WCDMA Band 5

MID CHANNEL(881.6MHz)

HORIZONTAL PEAK PLOT

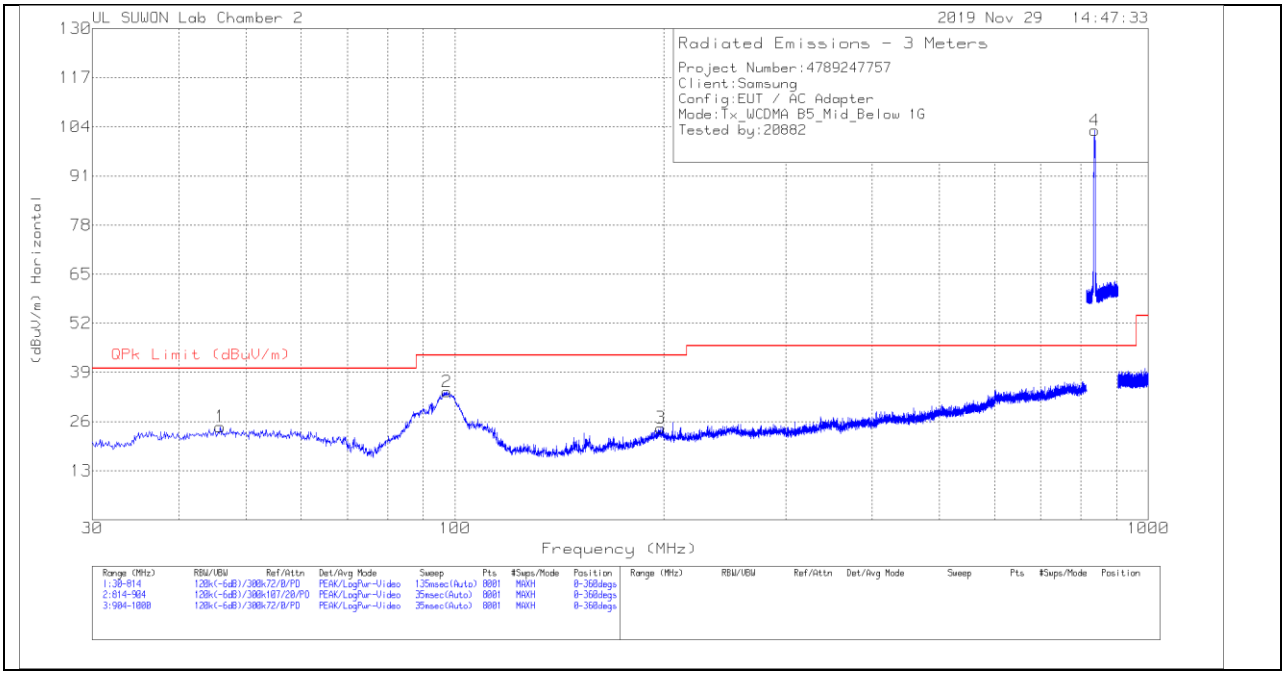

VERTICAL PEAK PLOT

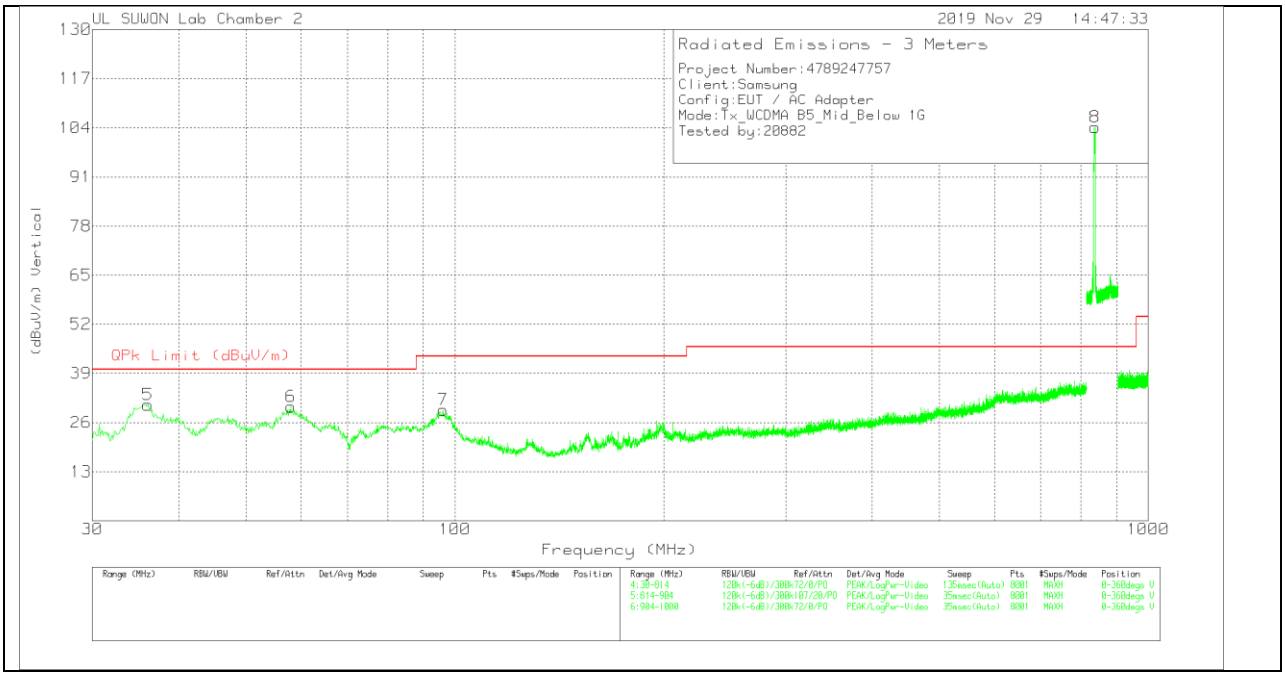

UL Korea, Ltd. Suwon Laboratory FORM ID: FCC_22/24/27(03)
218 Maeyeong-ro, Yeongtong-gu, Suwon-si, Gyeonggi-do, 16675, Korea TEL: (031) 337-9902 FAX: (031) 213-5433
UL Korea, Ltd. Confidential
This report shall not be reproduced except in full, without the written approval of UL Korea, Ltd.

DATA

Trace Markers

Marker	Frequency (MHz)	Meter Reading (dBuV)	Det	VULB9163_749	Below_1G_Bypass [dB]	Corrected Reading (dBuV/m)	QPk Limit (dBuV/m)	Margin (dB)	Azimuth (Degs)	Height (cm)	Polarity
1	45.876	4.1	Pk	19.7	.8	24.6	40	-15.4	0-360	300	H
2	97.326	15.29	Pk	17.5	1.1	33.89	43.52	-9.63	0-360	300	H
3	198.07	4.31	Pk	18.4	1.6	24.31	43.52	-19.21	0-360	200	H
4	837.2763	72.64	Pk	27.1	3.3	103.04	**46.02**	**57.02**	0-360	100	H
5	36.076	12.87	Pk	17.1	.7	30.67	40	-9.33	0-360	100	V
6	58.028	10.49	Pk	18.8	.9	30.19	40	-9.81	0-360	100	V
7	96.15	10.83	Pk	17.4	1.1	29.33	43.52	-14.19	0-360	100	V
8	838.1875	73.77	Pk	27.1	3.3	104.17	**46.02**	**58.15**	0-360	100	V

Pk - Peak detector

Note: Unwanted emissions captured from 824MHz to 849MHz and from 869MHz to 894MHz were the TX and RX signals generated from the call-simulator.

UL Korea, Ltd. Suwon Laboratory FORM ID: FCC_22/24/27(03)
218 Maeyeong-ro, Yeongtong-gu, Suwon-si, Gyeonggi-do, 16675, Korea TEL: (031) 337-9902 FAX: (031) 213-5433
UL Korea, Ltd. Confidential
This report shall not be reproduced except in full, without the written approval of UL Korea, Ltd.

7.8. Below 1 GHz in the LTE Band 12

LOW CHANNEL(730.5MHz)

HORIZONTAL PEAK PLOT

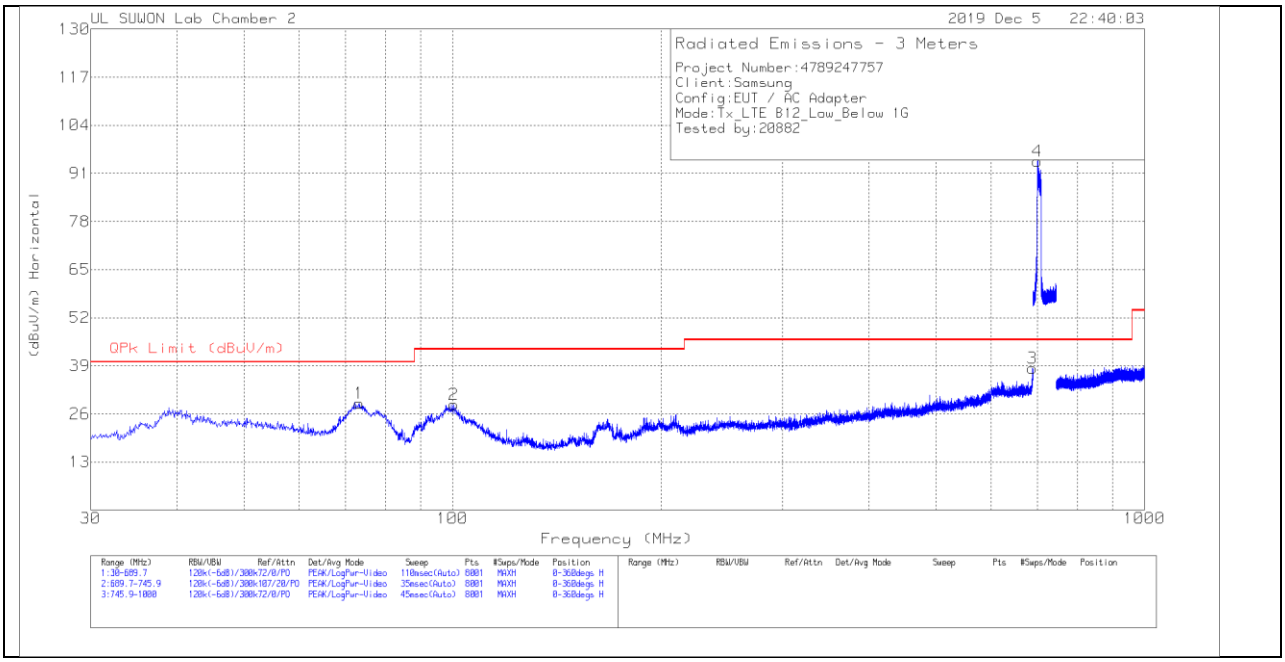

VERTICAL PEAK PLOT

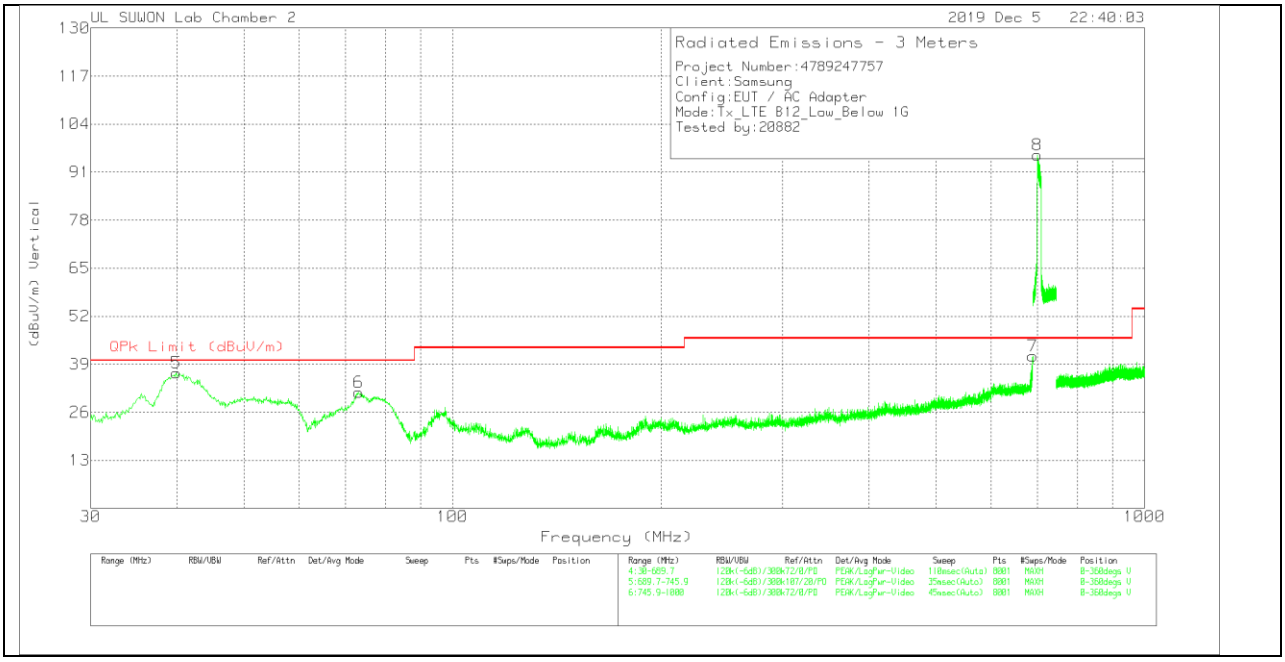

UL Korea, Ltd. Suwon Laboratory FORM ID: FCC_22/24/27(03)
218 Maeyeong-ro, Yeongtong-gu, Suwon-si, Gyeonggi-do, 16675, Korea TEL: (031) 337-9902 FAX: (031) 213-5433
UL Korea, Ltd. Confidential
This report shall not be reproduced except in full, without the written approval of UL Korea, Ltd.

DATA

Trace Markers

Marker	Frequency (MHz)	Meter Reading (dBuV)	Det	VULB9163_749	Below_1G_Bypass [dB]	Corrected Reading (dBuV/m)	QPk Limit (dBuV/m)	Margin (dB)	Azimuth (Degs)	Height (cm)	Polarity
1	73.2931	13.69	Pk	14.2	1	28.89	40	-11.11	0-360	300	H
2	100.3409	9.78	Pk	17.7	1.1	28.58	43.52	-14.94	0-360	300	H
3	689.0443	9.69	Pk	25.7	3	38.39	46.02	-7.63	0-360	200	H
4	699.6123	65.67	Pk	25.6	3	94.27	**46.02**	**48.25**	0-360	100	H
5	39.8956	17.23	Pk	18.7	.7	36.63	40	-3.37	0-360	100	V
6	73.2106	16.21	Pk	14.2	1	31.41	40	-8.59	0-360	100	V
7	689.3741	12.53	Pk	25.7	3	41.23	46.02	-4.79	0-360	100	V
8	699.7668	66.99	Pk	25.6	3	95.59	**46.02**	**49.57**	0-360	100	V

Pk - Peak detector

Radiated Emissions

Frequency (MHz)	Meter Reading (dBuV)	Det	VULB9163_749	Below_1G_Bypass[dB]	Corrected Reading (dBuV/m)	QPk Limit (dBuV/m)	Margin (dB)	Azimuth (Degs)	Height (cm)	Polarity
39.8956	13.59	Qp	18.7	.7	32.99	40	-7.01	232	100	V
689.3741	11.58	Qp	25.7	3	40.28	46.02	-5.74	125	146	V

Qp - Quasi-Peak detector

Note: Unwanted emissions captured from 699MHz to 716MHz and from 729MHz to 746MHz were the TX and RX signals generated from the call-simulator.

UL Korea, Ltd. Suwon Laboratory FORM ID: FCC_22/24/27(03)
218 Maeyeong-ro, Yeongtong-gu, Suwon-si, Gyeonggi-do, 16675, Korea TEL: (031) 337-9902 FAX: (031) 213-5433
UL Korea, Ltd. Confidential
This report shall not be reproduced except in full, without the written approval of UL Korea, Ltd.

MID CHANNEL(737.5MHz)

HORIZONTAL PEAK PLOT

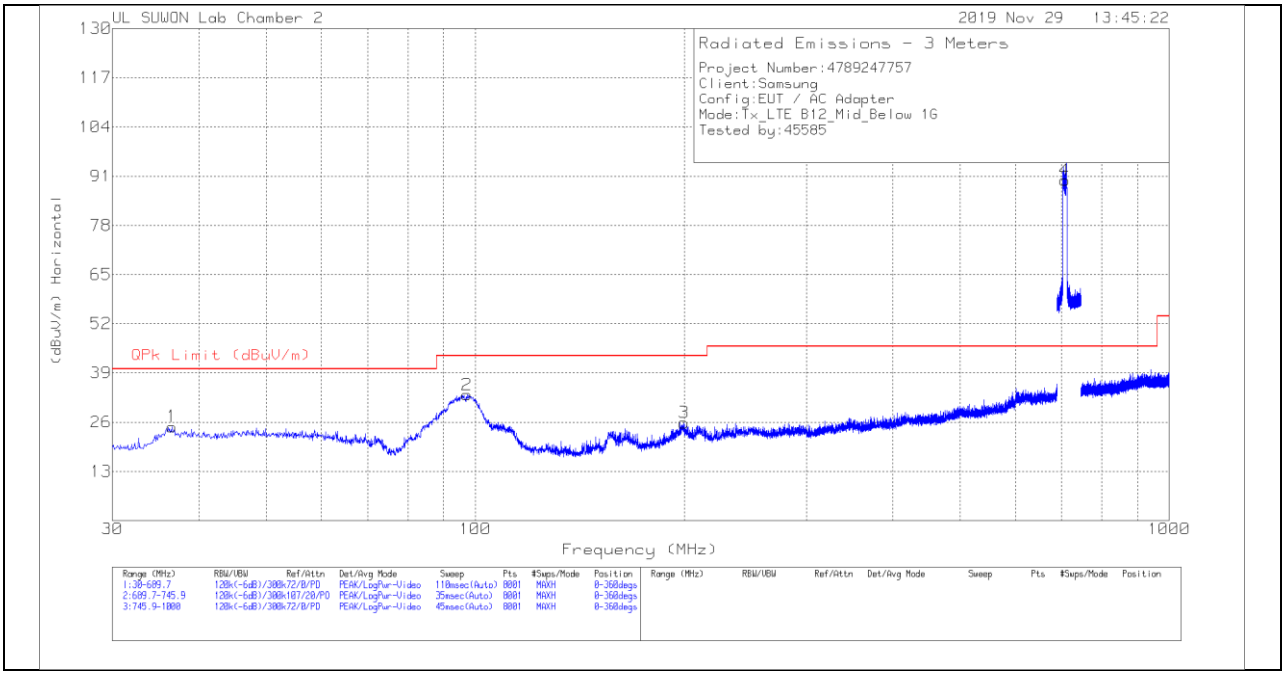

VERTICAL PEAK PLOT

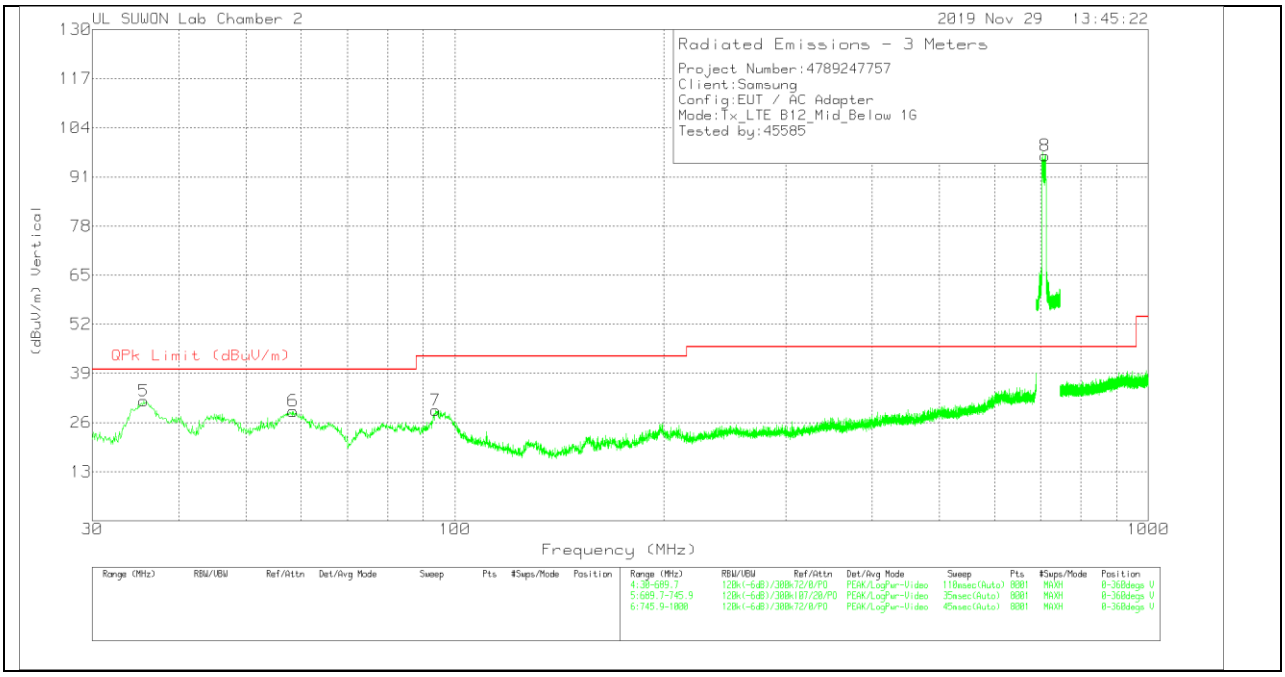

UL Korea, Ltd. Suwon Laboratory FORM ID: FCC_22/24/27(03)
218 Maeyeong-ro, Yeongtong-gu, Suwon-si, Gyeonggi-do, 16675, Korea TEL: (031) 337-9902 FAX: (031) 213-5433
UL Korea, Ltd. Confidential
This report shall not be reproduced except in full, without the written approval of UL Korea, Ltd.

DATA

Trace Markers

Marker	Frequency (MHz)	Meter Reading (dBuV)	Det	VULB9163_749	Below_1G_Bypass[dB]	Corrected Reading (dBuV/m)	QPk Limit (dBuV/m)	Margin (dB)	Azimuth (Degs)	Height (cm)	Polarity
1	36.597	6.8	Pk	17.3	.7	24.8	40	-15.2	0-360	400	H
2	97.2898	14.61	Pk	17.5	1.1	33.21	43.52	-10.31	0-360	300	H
3	199.9562	6.14	Pk	18.1	1.6	25.84	43.52	-17.68	0-360	100	H
4	707.4381	61.41	Pk	25.5	3	89.91	**46.02**	**43.89**	0-360	100	H
5	35.6075	14.12	Pk	16.9	.7	31.72	40	-8.28	0-360	100	V
6	58.4497	9.3	Pk	18.8	.9	29	40	-11	0-360	100	V
7	93.8264	11.23	Pk	16.9	1.1	29.23	43.52	-14.29	0-360	100	V
8	709.918	68.08	Pk	25.5	3	96.58	**46.02**	**50.56**	0-360	100	V

Pk - Peak detector

Note: Unwanted emissions captured from 699MHz to 716MHz and from 729MHz to 746MHz were the TX and RX signals generated from the call-simulator.

UL Korea, Ltd. Suwon Laboratory FORM ID: FCC_22/24/27(03)
218 Maeyeong-ro, Yeongtong-gu, Suwon-si, Gyeonggi-do, 16675, Korea TEL: (031) 337-9902 FAX: (031) 213-5433
UL Korea, Ltd. Confidential
This report shall not be reproduced except in full, without the written approval of UL Korea, Ltd.

HIGH CHANNEL(744.5MHz)

HORIZONTAL PEAK PLOT

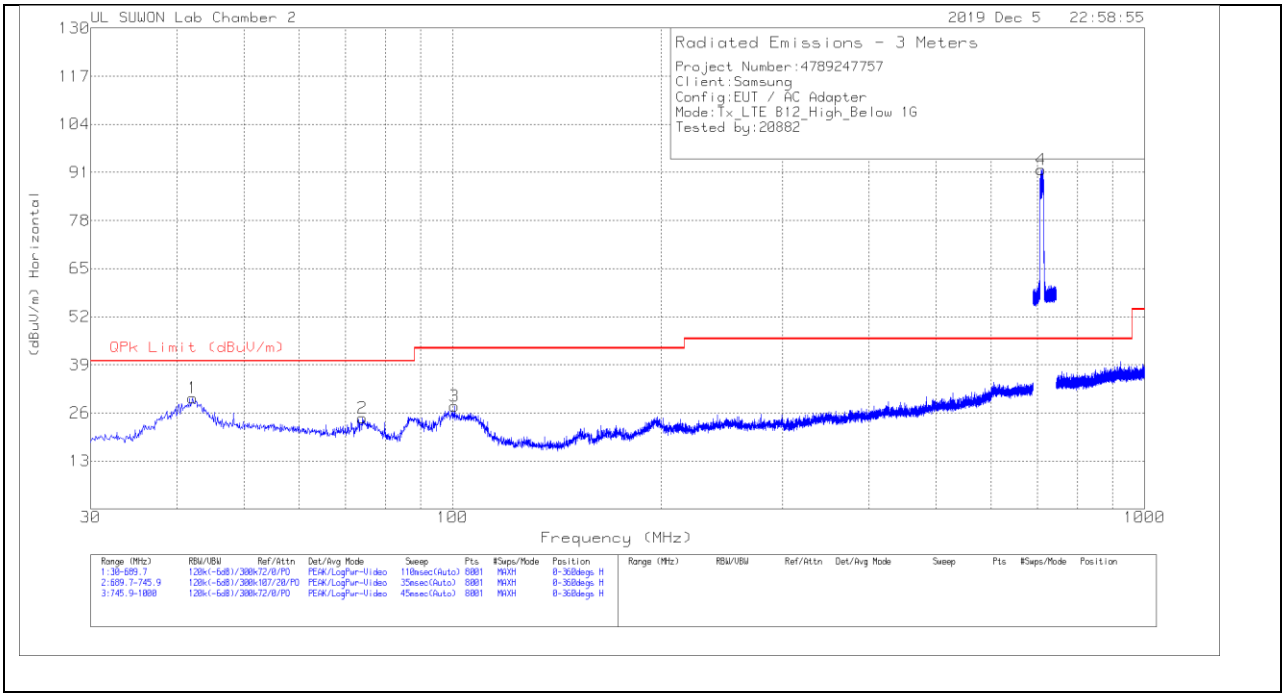

VERTICAL PEAK PLOT

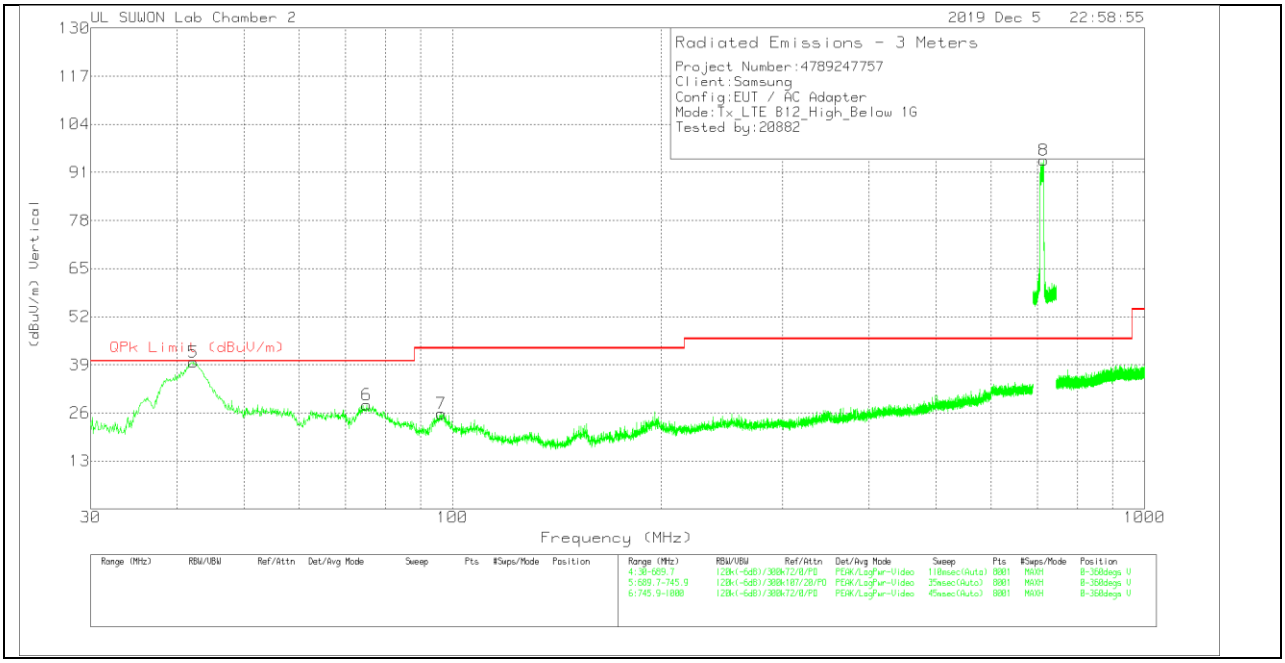

UL Korea, Ltd. Suwon Laboratory FORM ID: FCC_22/24/27(03)
218 Maeyeong-ro, Yeongtong-gu, Suwon-si, Gyeonggi-do, 16675, Korea TEL: (031) 337-9902 FAX: (031) 213-5433
UL Korea, Ltd. Confidential
This report shall not be reproduced except in full, without the written approval of UL Korea, Ltd.

DATA

Trace Markers

Marker	Frequency (MHz)	Meter Reading (dBuV)	Det	VULB9163_749	Below_1G_Bypass [dB]	Corrected Reading (dBuV/m)	QPk Limit (dBuV/m)	Margin (dB)	Azimuth (Degs)	Height (cm)	Polarity
1	42.1221	10.14	Pk	19.2	.7	30.04	40	-9.96	0-360	300	H
2	74.0352	9.81	Pk	13.8	1	24.61	40	-15.39	0-360	300	H
3	100.6708	9	Pk	17.7	1.1	27.8	43.52	-15.72	0-360	300	H
4	708.4287	63.23	Pk	25.5	3	91.73	**46.02**	**45.71**	0-360	100	H
5	42.2045	19.87	Pk	19.2	.7	39.77	40	-.23	0-360	100	V
6	75.1073	13.74	Pk	13.5	1	28.24	40	-11.76	0-360	100	V
7	96.3003	7.26	Pk	17.4	1.1	25.76	43.52	-17.76	0-360	100	V
8	714.7301	65.73	Pk	25.6	3	94.33	**46.02**	**48.31**	0-360	100	V

Pk - Peak detector

Radiated Emissions

Frequency (MHz)	Meter Reading (dBuV)	Det	VULB9163_749	Below_1G_Bypass[dB]	Corrected Reading (dBuV/m)	QPk Limit (dBuV/m)	Margin (dB)	Azimuth (Degs)	Height (cm)	Polarity
42.2045	16.48	Qp	19.2	.7	36.38	40	-3.62	183	100	V

Qp - Quasi-Peak detector

Note: Unwanted emissions captured from 699MHz to 716MHz and from 729MHz to 746MHz were the TX and RX signals generated from the call-simulator.

UL Korea, Ltd. Suwon Laboratory FORM ID: FCC_22/24/27(03)
218 Maeyeong-ro, Yeongtong-gu, Suwon-si, Gyeonggi-do, 16675, Korea TEL: (031) 337-9902 FAX: (031) 213-5433
UL Korea, Ltd. Confidential
This report shall not be reproduced except in full, without the written approval of UL Korea, Ltd.

7.9. Below 1 GHz in the LTE Band 13

LOW CHANNEL(748.5MHz)

HORIZONTAL PEAK PLOT

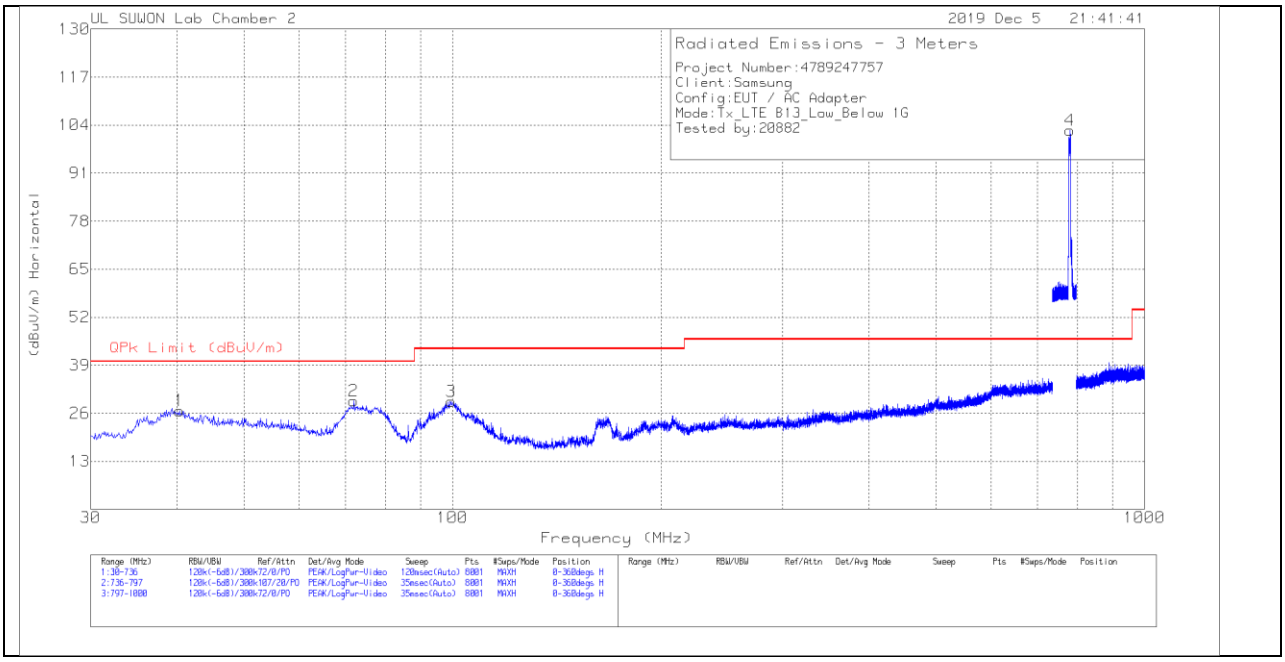

VERTICAL PEAK PLOT

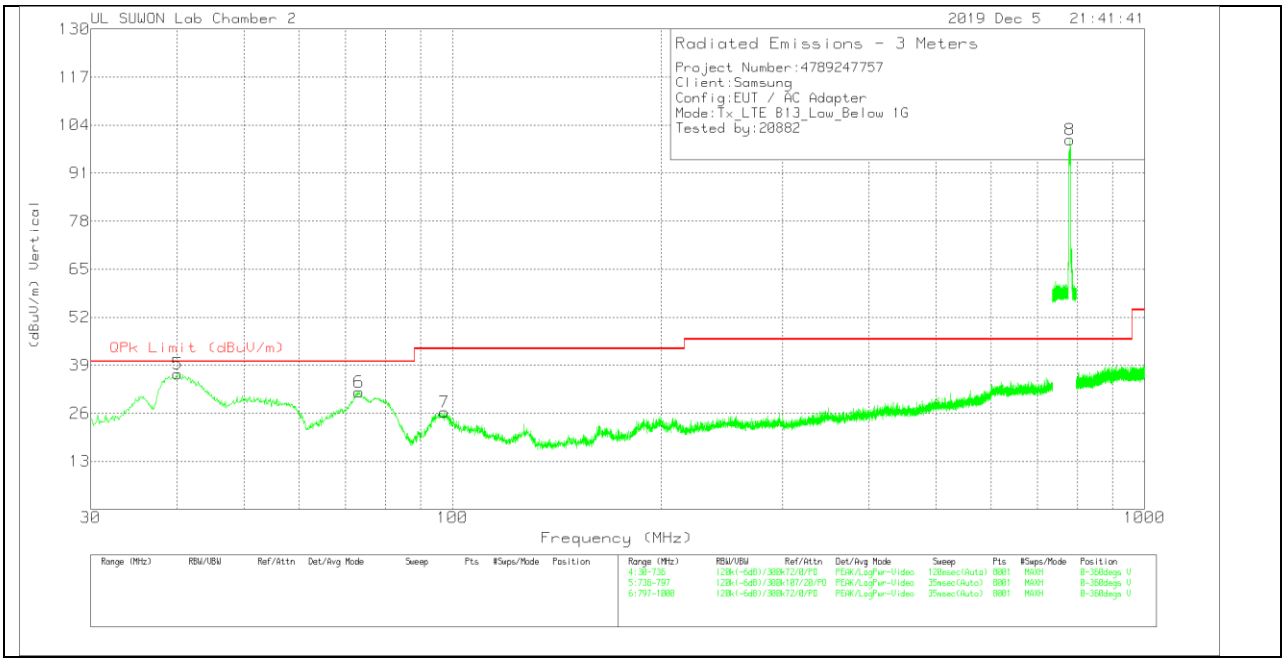

UL Korea, Ltd. Suwon Laboratory FORM ID: FCC_22/24/27(03)
218 Maeyeong-ro, Yeongtong-gu, Suwon-si, Gyeonggi-do, 16675, Korea TEL: (031) 337-9902 FAX: (031) 213-5433
UL Korea, Ltd. Confidential
This report shall not be reproduced except in full, without the written approval of UL Korea, Ltd.

DATA

Trace Markers

Marker	Frequency (MHz)	Meter Reading (dBuV)	Det	VULB9163_749	Below_1G_Bypass [dB]	Corrected Reading (dBuV/m)	QPk Limit (dBuV/m)	Margin (dB)	Azimuth (Degs)	Height (cm)	Polarity
1	40.3253	7.25	Pk	18.8	.7	26.75	40	-13.25	0-360	300	H
2	72.007	13.55	Pk	14.8	1	29.35	40	-10.65	0-360	300	H
3	99.6293	10.4	Pk	17.7	1.1	29.2	43.52	-14.32	0-360	300	H
4	780.4538	72.62	Pk	26.7	3.2	102.52	**46.02**	**56.5**	0-360	100	H
5	40.0605	17.33	Pk	18.7	.7	36.73	40	-3.27	0-360	100	V
6	73.2425	16.59	Pk	14.2	1	31.79	40	-8.21	0-360	100	V
7	97.2465	7.9	Pk	17.4	1.1	26.4	43.52	-17.12	0-360	100	V
8	780.7206	70.14	Pk	26.7	3.2	100.04	**46.02**	**54.02**	0-360	100	V

Pk - Peak detector

Radiated Emissions

Frequency (MHz)	Meter Reading (dBuV)	Det	VULB9163_749	Below_1G_Bypass[dB]	Corrected Reading (dBuV/m)	QPk Limit (dBuV/m)	Margin (dB)	Azimuth (Degs)	Height (cm)	Polarity
40.0605	14.92	Qp	18.7	.7	34.32	40	-5.68	259	100	V

Qp - Quasi-Peak detector

Note: Unwanted emissions captured from 777MHz to 787MHz and from 746MHz to 756MHz were the TX and RX signals generated from the call-simulator.

UL Korea, Ltd. Suwon Laboratory FORM ID: FCC_22/24/27(03)
218 Maeyeong-ro, Yeongtong-gu, Suwon-si, Gyeonggi-do, 16675, Korea TEL: (031) 337-9902 FAX: (031) 213-5433
UL Korea, Ltd. Confidential
This report shall not be reproduced except in full, without the written approval of UL Korea, Ltd.

MID CHANNEL(751.0MHz)

HORIZONTAL PEAK PLOT

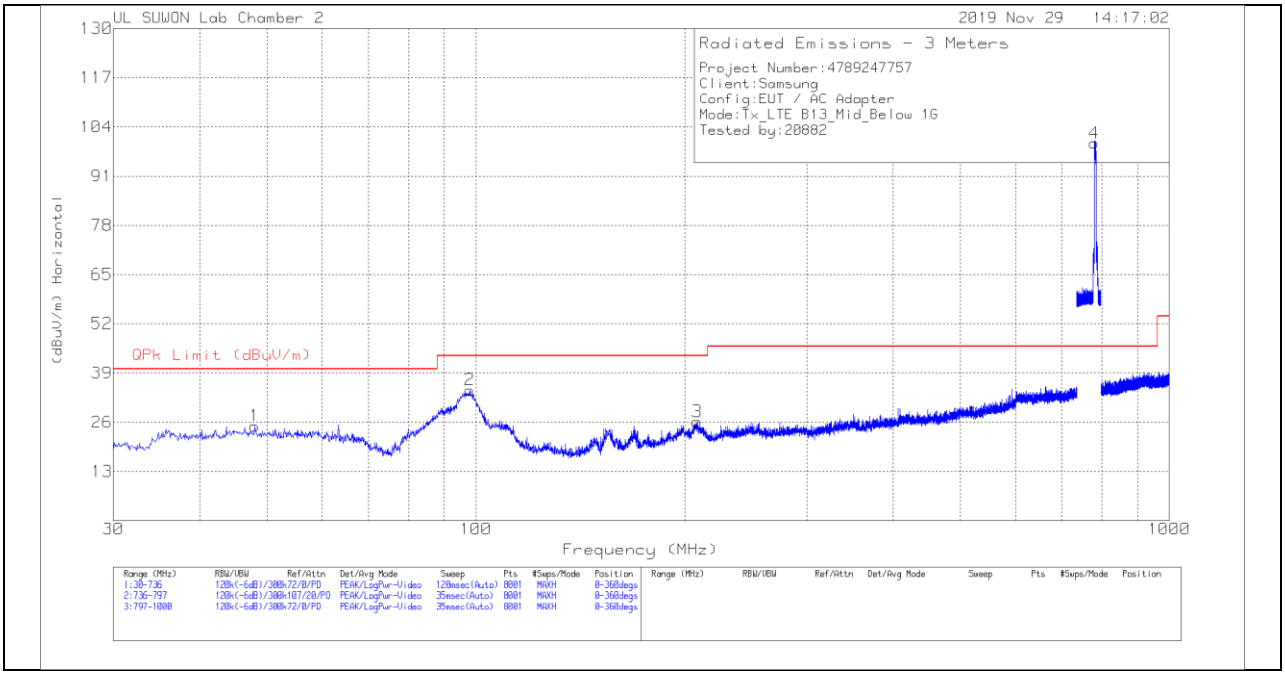

VERTICAL PEAK PLOT

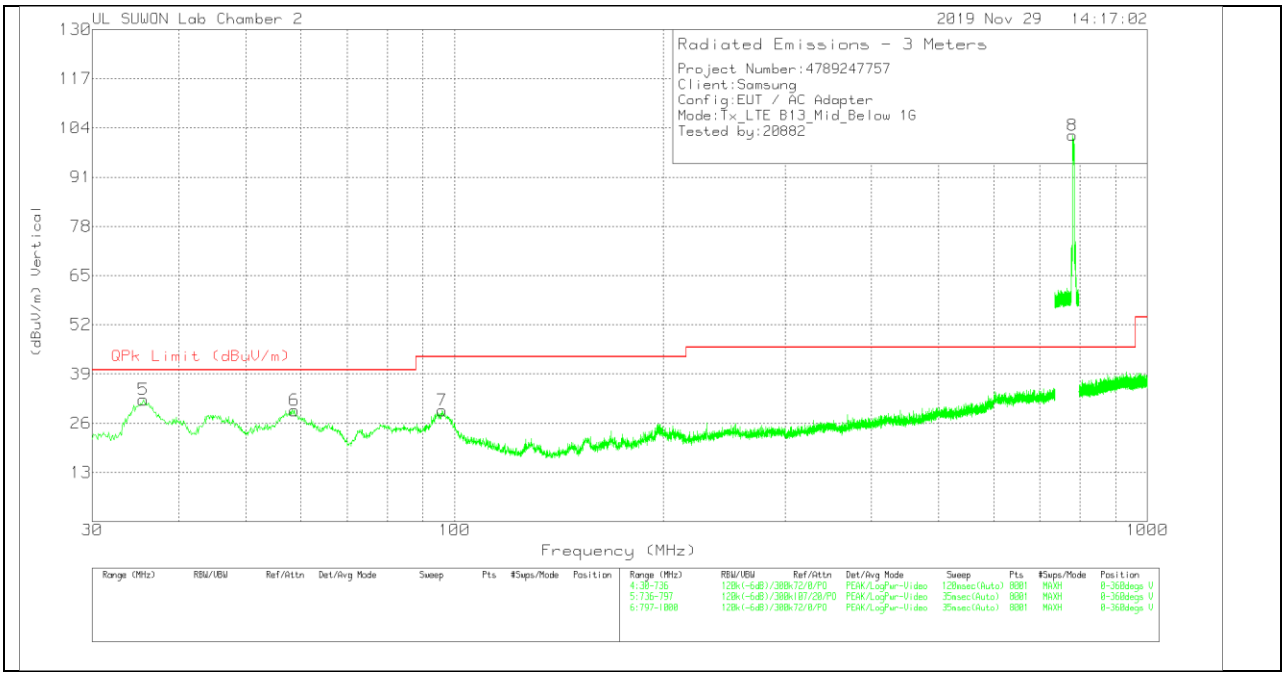

UL Korea, Ltd. Suwon Laboratory FORM ID: FCC_22/24/27(03)
218 Maeyeong-ro, Yeongtong-gu, Suwon-si, Gyeonggi-do, 16675, Korea TEL: (031) 337-9902 FAX: (031) 213-5433
UL Korea, Ltd. Confidential
This report shall not be reproduced except in full, without the written approval of UL Korea, Ltd.

DATA

Trace Markers

Marker	Frequency (MHz)	Meter Reading (dBuV)	Det	VULB9163_749	Below_1G_Bypass[dB]	Corrected Reading (dBuV/m)	QPk Limit (dBuV/m)	Margin (dB)	Azimuth (Degs)	Height (cm)	Polarity
1	48.003	4.4	Pk	19.8	.8	25	40	-15	0-360	100	H
2	97.9525	15.77	Pk	17.6	1.1	34.47	43.52	-9.05	0-360	300	H
3	208.5298	7.51	Pk	17	1.6	26.11	43.52	-17.41	0-360	100	H
4	780.347	69.79	Pk	26.7	3.2	99.69	**46.02**	**53.67**	0-360	100	H
5	35.5598	14.57	Pk	16.9	.7	32.17	40	-7.83	0-360	100	V
6	58.7695	9.76	Pk	18.7	.9	29.36	40	-10.64	0-360	100	V
7	96.011	10.86	Pk	17.4	1.1	29.36	43.52	-14.16	0-360	100	V
8	779.9963	72.25	Pk	26.7	3.1	102.05	**46.02**	**56.03**	0-360	100	V

Pk - Peak detector

Note: Unwanted emissions captured from 777MHz to 787MHz and from 746MHz to 756MHz were the TX and RX signals generated from the call-simulator.

UL Korea, Ltd. Suwon Laboratory FORM ID: FCC_22/24/27(03)
218 Maeyeong-ro, Yeongtong-gu, Suwon-si, Gyeonggi-do, 16675, Korea TEL: (031) 337-9902 FAX: (031) 213-5433
UL Korea, Ltd. Confidential
This report shall not be reproduced except in full, without the written approval of UL Korea, Ltd.

HIGH CHANNEL(753.5MHz)

HORIZONTAL PEAK PLOT

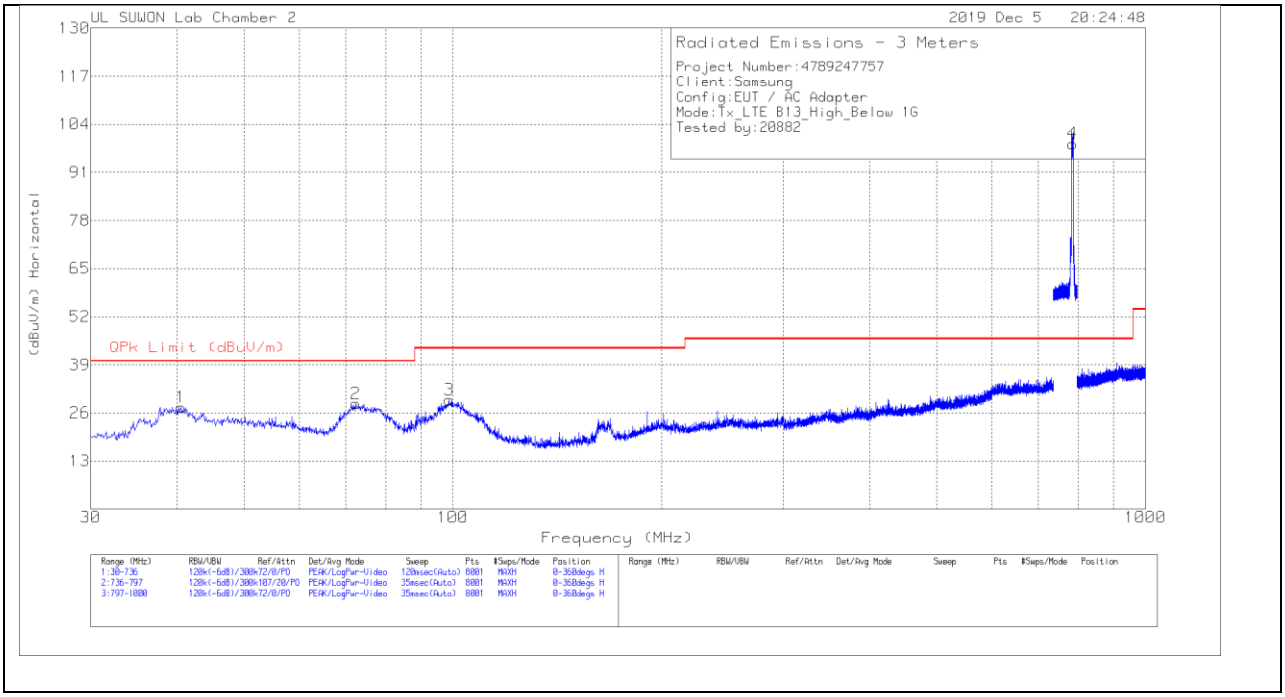

VERTICAL PEAK PLOT

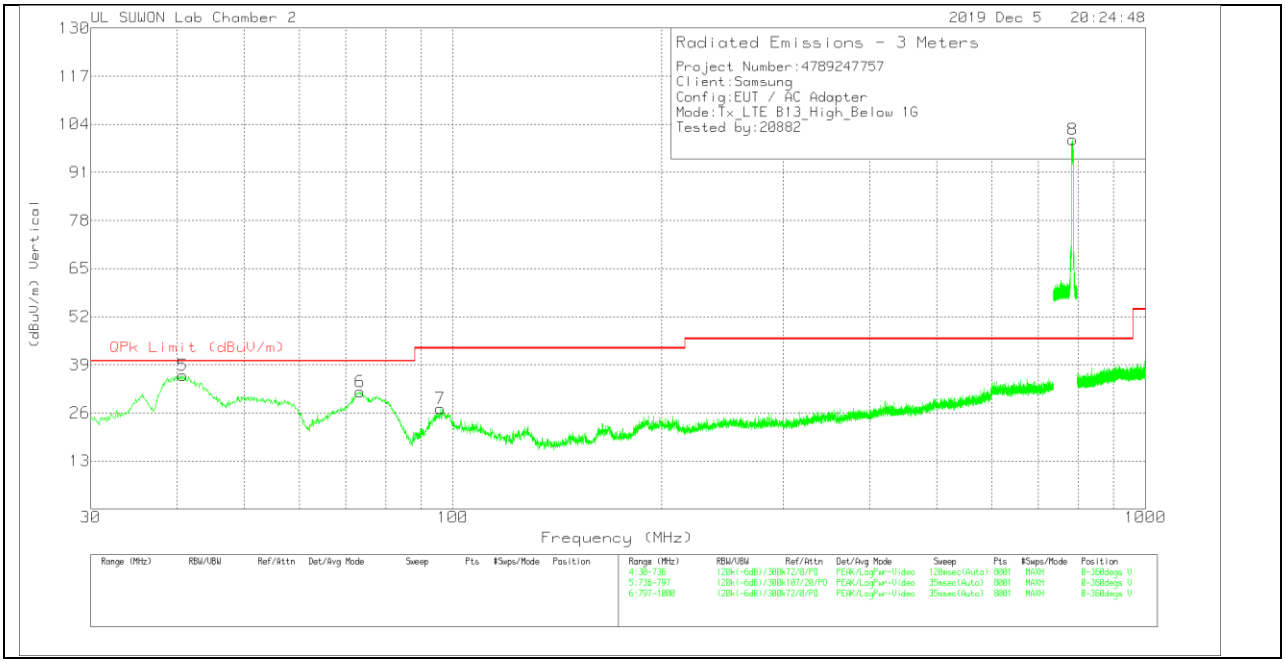

UL Korea, Ltd. Suwon Laboratory FORM ID: FCC_22/24/27(03)
218 Maeyeong-ro, Yeongtong-gu, Suwon-si, Gyeonggi-do, 16675, Korea TEL: (031) 337-9902 FAX: (031) 213-5433
UL Korea, Ltd. Confidential
This report shall not be reproduced except in full, without the written approval of UL Korea, Ltd.

DATA

Trace Markers

Marker	Frequency (MHz)	Meter Reading (dBuV)	Det	VULB9163_749	Below_1G_Bypass [dB]	Corrected Reading (dBuV/m)	QPk Limit (dBuV/m)	Margin (dB)	Azimuth (Degs)	Height (cm)	Polarity
1	40.5018	7.85	Pk	18.9	.7	27.45	40	-12.55	0-360	300	H
2	72.4483	12.95	Pk	14.6	1	28.55	40	-11.45	0-360	300	H
3	98.7468	10.71	Pk	17.7	1.1	29.51	43.52	-14.01	0-360	100	H
4	784.7009	68.88	Pk	26.7	3.2	98.78	**46.02**	**52.76**	0-360	100	H
5	40.7665	16.59	Pk	18.9	.7	36.19	40	-3.81	0-360	100	V
6	73.419	16.64	Pk	14.1	1	31.74	40	-8.26	0-360	100	V
7	96.011	8.75	Pk	17.4	1.1	27.25	43.52	-16.27	0-360	100	V
8	785.9971	69.93	Pk	26.7	3.2	99.83	**46.02**	**53.81**	0-360	100	V

Pk - Peak detector

Radiated Emissions

Frequency (MHz)	Meter Reading (dBuV)	Det	VULB9163_749	Below_1G_Bypass[dB]	Corrected Reading (dBuV/m)	QPk Limit (dBuV/m)	Margin (dB)	Azimuth (Degs)	Height (cm)	Polarity
40.7665	14.02	Qp	18.9	.7	33.62	40	-6.38	235	101	V

Qp - Quasi-Peak detector

Note: Unwanted emissions captured from 777MHz to 787MHz and from 746MHz to 756MHz were the TX and RX signals generated from the call-simulator.

UL Korea, Ltd. Suwon Laboratory FORM ID: FCC_22/24/27(03)
218 Maeyeong-ro, Yeongtong-gu, Suwon-si, Gyeonggi-do, 16675, Korea TEL: (031) 337-9902 FAX: (031) 213-5433
UL Korea, Ltd. Confidential
This report shall not be reproduced except in full, without the written approval of UL Korea, Ltd.

7.10. Below 1 GHz in the LTE Band 26

LOW CHANNEL(860.5MHz)

HORIZONTAL PEAK PLOT

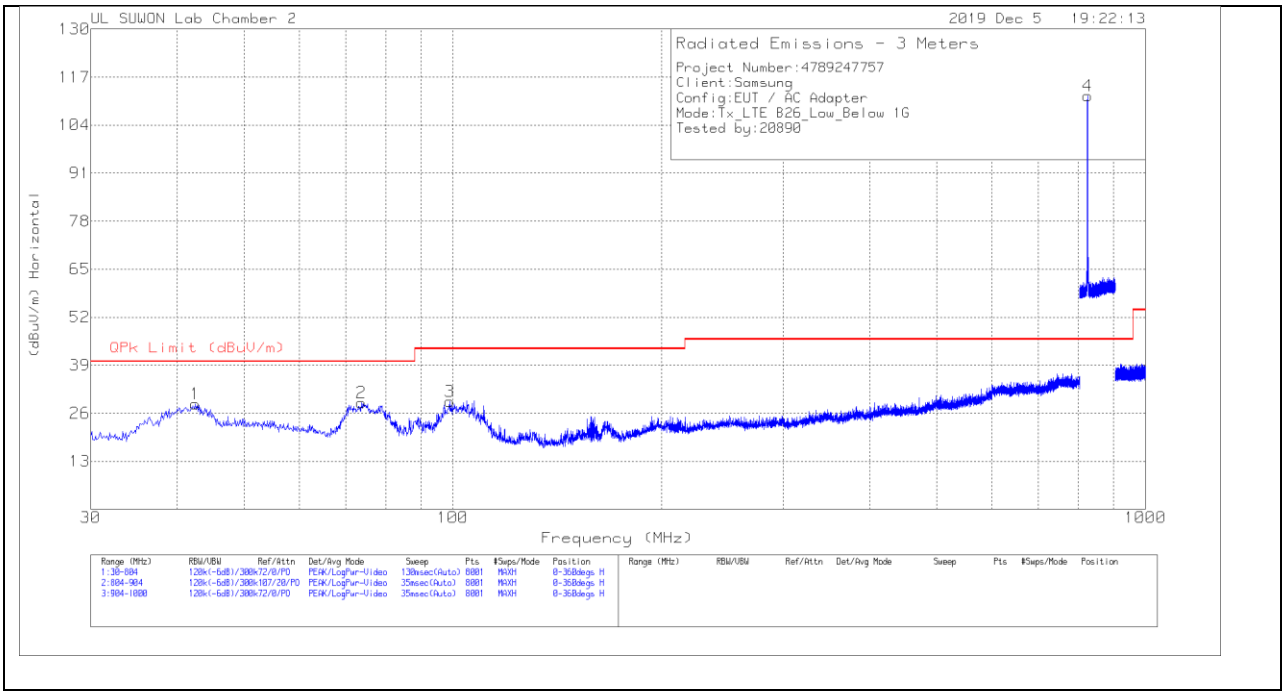

VERTICAL PEAK PLOT

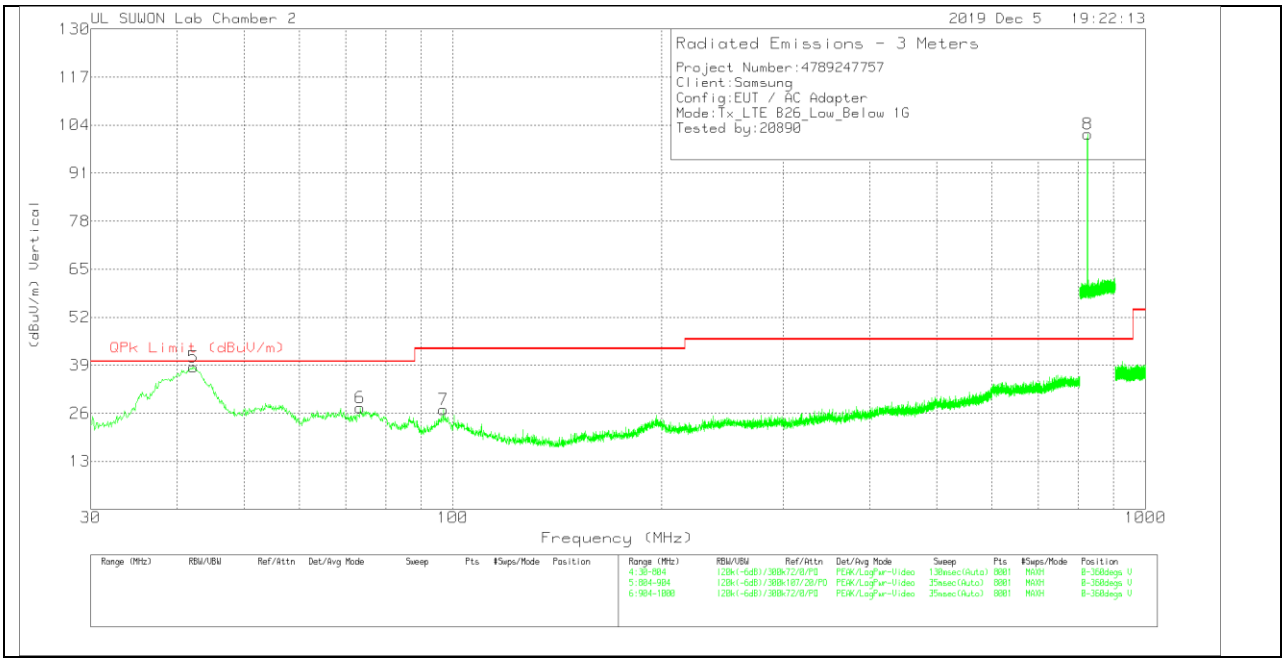

UL Korea, Ltd. Suwon Laboratory FORM ID: FCC_22/24/27(03)
218 Maeyeong-ro, Yeongtong-gu, Suwon-si, Gyeonggi-do, 16675, Korea TEL: (031) 337-9902 FAX: (031) 213-5433
UL Korea, Ltd. Confidential
This report shall not be reproduced except in full, without the written approval of UL Korea, Ltd.

DATA

Trace Markers

Marker	Frequency (MHz)	Meter Reading (dBuV)	Det	VULB9163_749	Below_1G_Bypass [dB]	Corrected Reading (dBuV/m)	QPk Limit (dBuV/m)	Margin (dB)	Azimuth (Degs)	Height (cm)	Polarity
1	42.4808	8.59	Pk	19.3	.7	28.59	40	-11.41	0-360	400	H
2	73.731	13.81	Pk	14	1	28.81	40	-11.19	0-360	300	H
3	98.886	10.35	Pk	17.7	1.1	29.15	43.52	-14.37	0-360	300	H
4	824.675	81.84	Pk	26.9	3.2	111.94	**46.02**	**65.92**	0-360	100	H
5	42.1905	18.6	Pk	19.2	.7	38.5	40	-1.5	0-360	100	V
6	73.5375	12.45	Pk	14.1	1	27.55	40	-12.45	0-360	400	V
7	96.8543	8.51	Pk	17.4	1.1	27.01	43.52	-16.51	0-360	100	V
8	825.0625	71.48	Pk	26.9	3.2	101.58	**46.02**	**55.56**	0-360	200	V

Pk - Peak detector

Radiated Emissions

Frequency (MHz)	Meter Reading (dBuV)	Det	VULB9163_749	Below_1G_Bypass[dB]	Corrected Reading (dBuV/m)	QPk Limit (dBuV/m)	Margin (dB)	Azimuth (Degs)	Height (cm)	Polarity
42.1905	11.03	Qp	19.2	.7	30.93	40	-9.07	227	100	V

Qp - Quasi-Peak detector

Note: Unwanted emissions captured from 814MHz to 849MHz and from 859MHz to 894MHz were the TX and RX signals generated from the call-simulator.

UL Korea, Ltd. Suwon Laboratory FORM ID: FCC_22/24/27(03)
218 Maeyeong-ro, Yeongtong-gu, Suwon-si, Gyeonggi-do, 16675, Korea TEL: (031) 337-9902 FAX: (031) 213-5433
UL Korea, Ltd. Confidential
This report shall not be reproduced except in full, without the written approval of UL Korea, Ltd.

MID CHANNEL(876.5MHz)

HORIZONTAL PEAK PLOT

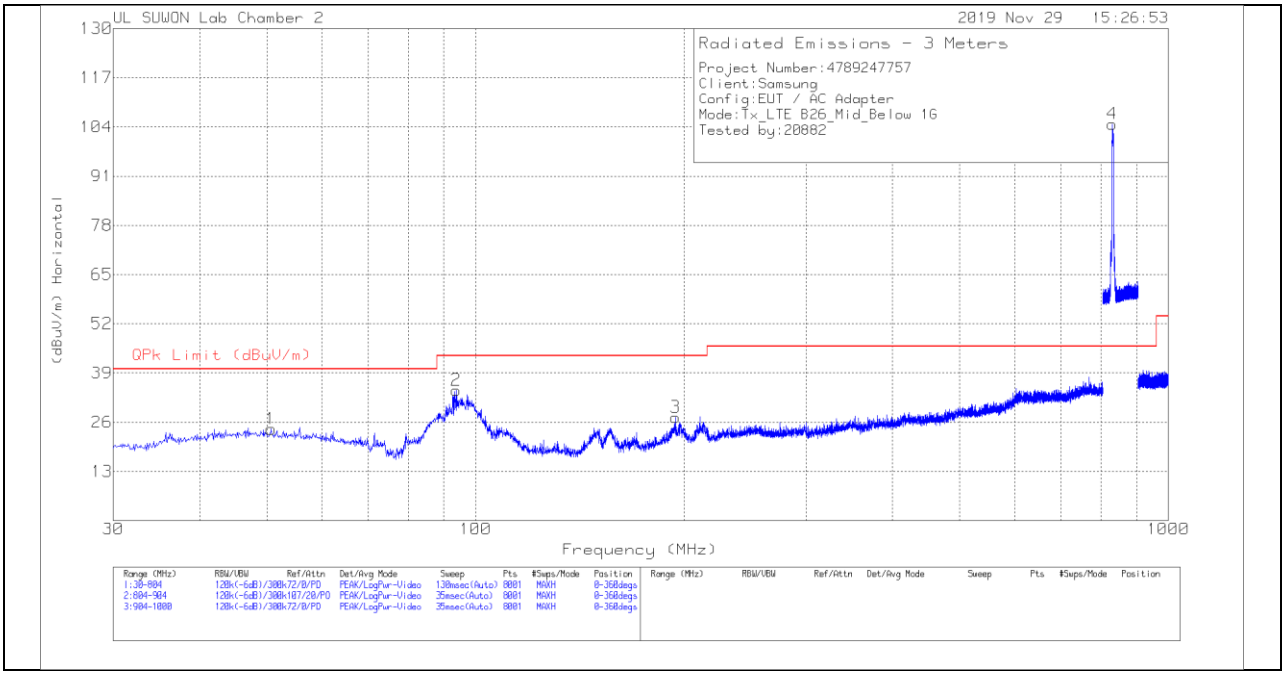

VERTICAL PEAK PLOT

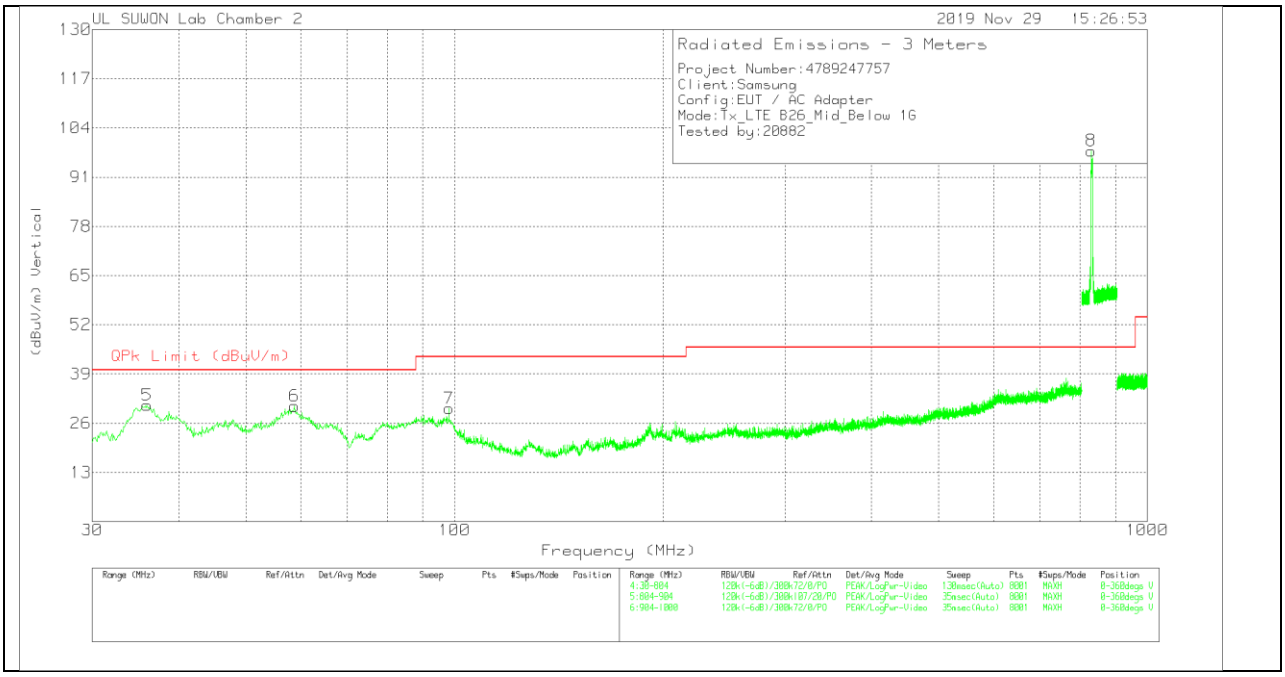

UL Korea, Ltd. Suwon Laboratory FORM ID: FCC_22/24/27(03)
218 Maeyeong-ro, Yeongtong-gu, Suwon-si, Gyeonggi-do, 16675, Korea TEL: (031) 337-9902 FAX: (031) 213-5433
UL Korea, Ltd. Confidential
This report shall not be reproduced except in full, without the written approval of UL Korea, Ltd.

DATA

Trace Markers

Marker	Frequency (MHz)	Meter Reading (dBuV)	Det	VULB9163_749	Below_1G_Bypass[dB]	Corrected Reading (dBuV/m)	QPk Limit (dBuV/m)	Margin (dB)	Azimuth (Degs)	Height (cm)	Polarity
1	50.7045	3.69	Pk	19.7	.8	24.19	40	-15.81	0-360	300	H
2	93.7583	16.46	Pk	16.9	1.1	34.46	43.52	-9.06	0-360	200	H
3	194.5718	7.8	Pk	17.9	1.6	27.3	43.52	-16.22	0-360	100	H
4	829.6125	74.4	Pk	27.1	3.3	104.8	**46.02**	**58.78**	0-360	100	H
5	35.9985	12.93	Pk	17.1	.7	30.73	40	-9.27	0-360	100	V
6	58.7348	10.91	Pk	18.7	.9	30.51	40	-9.49	0-360	100	V
7	98.2088	11.21	Pk	17.6	1.1	29.91	43.52	-13.61	0-360	100	V
8	830.125	67.56	Pk	27.1	3.3	97.96	**46.02**	**51.94**	0-360	200	V

Pk - Peak detector

Note: Unwanted emissions captured from 814MHz to 849MHz and from 859MHz to 894MHz were the TX and RX signals generated from the call-simulator.

UL Korea, Ltd. Suwon Laboratory FORM ID: FCC_22/24/27(03)
218 Maeyeong-ro, Yeongtong-gu, Suwon-si, Gyeonggi-do, 16675, Korea TEL: (031) 337-9902 FAX: (031) 213-5433
UL Korea, Ltd. Confidential
This report shall not be reproduced except in full, without the written approval of UL Korea, Ltd.

HIGH CHANNEL(892.5MHz)

HORIZONTAL PEAK PLOT

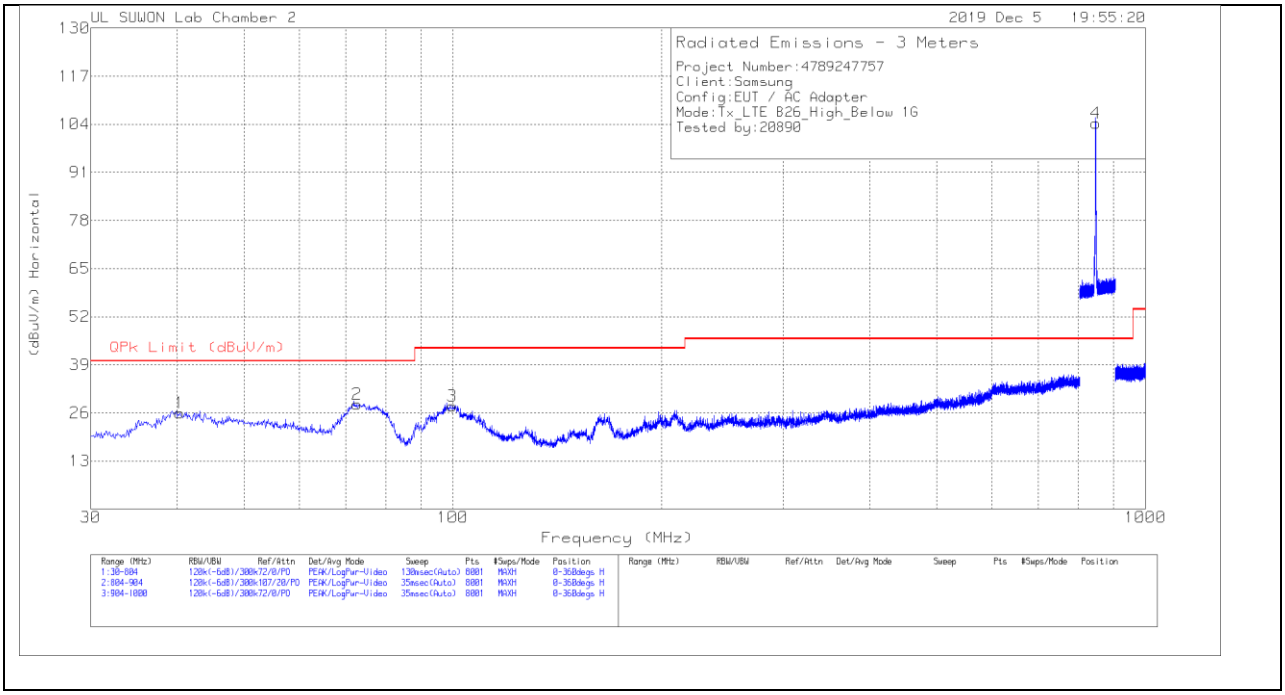

VERTICAL PEAK PLOT

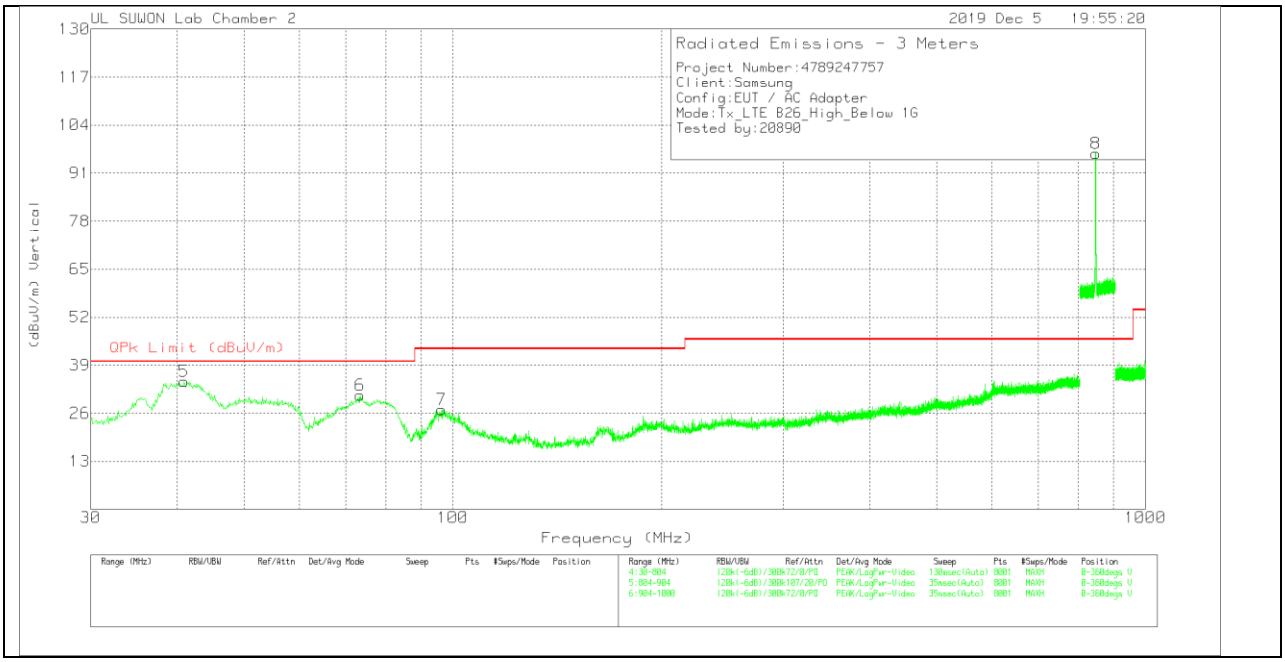

UL Korea, Ltd. Suwon Laboratory FORM ID: FCC_22/24/27(03)
218 Maeyeong-ro, Yeongtong-gu, Suwon-si, Gyeonggi-do, 16675, Korea TEL: (031) 337-9902 FAX: (031) 213-5433
UL Korea, Ltd. Confidential
This report shall not be reproduced except in full, without the written approval of UL Korea, Ltd.

DATA

Trace Markers

Marker	Frequency (MHz)	Meter Reading (dBuV)	Det	VULB9163_749	Below_1G_Bypass [dB]	Corrected Reading (dBuV/m)	QPk Limit (dBuV/m)	Margin (dB)	Azimuth (Degs)	Height (cm)	Polarity
1	40.3523	6.56	Pk	18.8	.7	26.06	40	-13.94	0-360	400	H
2	72.6668	12.81	Pk	14.5	1	28.31	40	-11.69	0-360	300	H
3	99.8535	9.07	Pk	17.7	1.1	27.87	43.52	-15.65	0-360	300	H
4	847.4125	73.61	Pk	27.3	3.3	104.21	**46.02**	**58.19**	0-360	100	H
5	40.9328	14.93	Pk	19	.7	34.63	40	-5.37	0-360	100	V
6	73.5375	15.82	Pk	14.1	1	30.92	40	-9.08	0-360	400	V
7	96.2738	8.58	Pk	17.4	1.1	27.08	43.52	-16.44	0-360	100	V
8	848.2	65.58	Pk	27.4	3.3	96.28	**46.02**	**50.26**	0-360	200	V

Pk - Peak detector

Note: Unwanted emissions captured from 814MHz to 849MHz and from 859MHz to 894MHz were the TX and RX signals generated from the call-simulator.

END OF REPORT

UL Korea, Ltd. Suwon Laboratory FORM ID: FCC_22/24/27(03)
218 Maeyeong-ro, Yeongtong-gu, Suwon-si, Gyeonggi-do, 16675, Korea TEL: (031) 337-9902 FAX: (031) 213-5433
UL Korea, Ltd. Confidential
This report shall not be reproduced except in full, without the written approval of UL Korea, Ltd.