HIGH CHANNEL HORIZONTAL

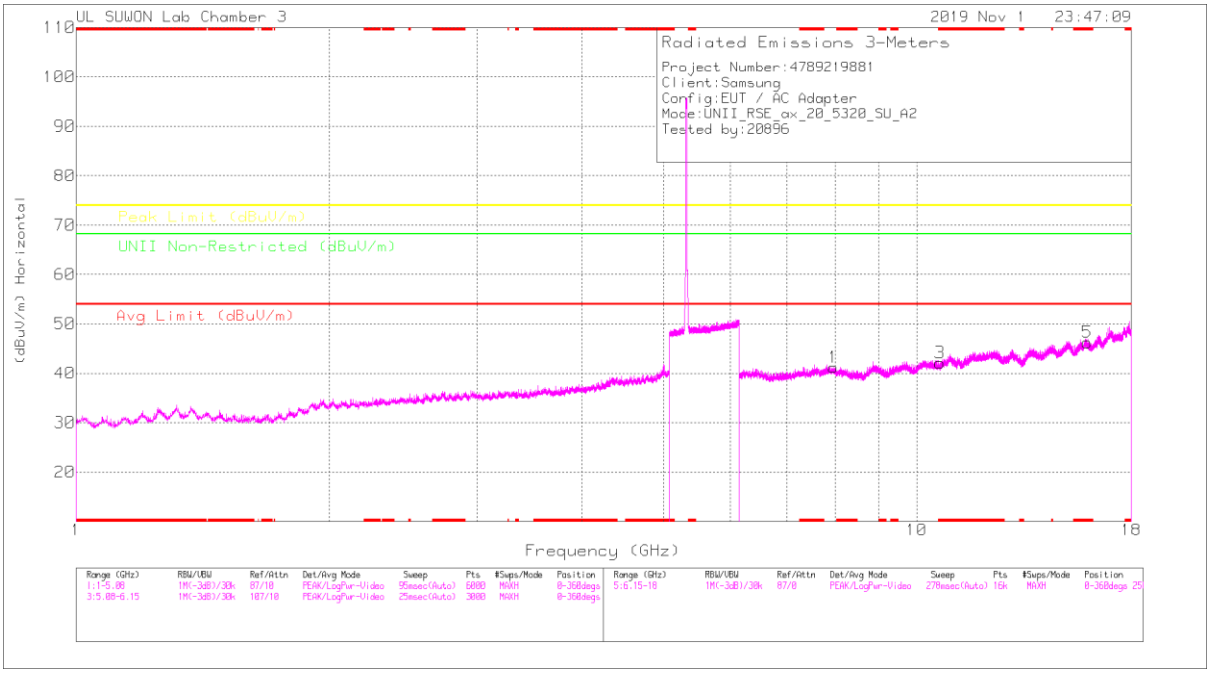

HIGH CHANNEL VERTICAL

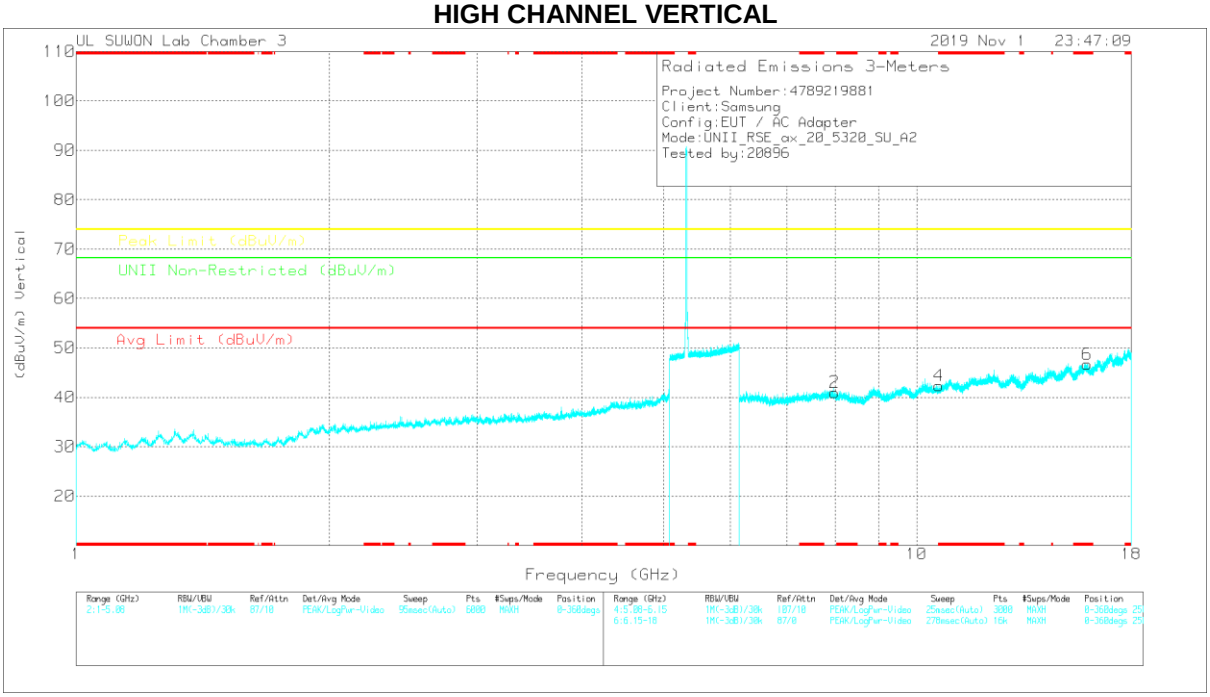

Note: Emission was scanned up to 40GHz; No emissions were detected above the noise floor which was at least 20dB below the specification limit.

UL Korea, Ltd. Confidential
This report shall not be reproduced except in full, without the written approval of UL Korea, Ltd.

HIGH CHANNEL DATA

Trace Markers

Marker	Frequency (GHz)	Meter Reading (dBuV)	Det	3117_00205959	6GHz_HP[dB]	DC Corr (dB)	Corrected Reading (dBuV/m)	Avg Limit (dBuV/m)	Margin (dB)	Peak Limit (dBuV/m)	Margin (dB)	UNII Non-Restricted (dBuV/m)	Margin (dB)	Azimuth (Degs)	Height (cm)	Polarity
1	7.95798	27.47	PK	36	-22.3	0	41.17	-	-	-	-	68.2	-27.03	0-360	149	H
3	* 10.65402	23.41	PK	37.8	-19.1	0	42.11	-	-	74	-31.89	-	-	0-360	250	H
5	* 15.95797	23.94	PK	40.7	-18.4	0	46.24	-	-	74	-27.76	-	-	0-360	250	H
2	7.9876	27.28	PK	36	-22.3	0	40.98	-	-	-	-	68.2	-27.22	0-360	150	V
4	* 10.63254	23.63	PK	37.8	-19.1	0	42.33	-	-	74	-31.67	-	-	0-360	250	V
6	* 15.94908	24.37	PK	40.7	-18.4	0	46.67	-	-	74	-27.33	-	-	0-360	250	V

* - indicates frequency in CFR47 Pt 15 / IC RSS-Restricted Band
PK – Peak Detector

Radiated Emissions

Frequency (GHz)	Meter Reading (dBuV)	Det	3117_00205959	6GHz_HP[dB]	DC Corr (dB)	Corrected Reading (dBuV/m)	Avg Limit (dBuV/m)	Margin (dB)	Peak Limit (dBuV/m)	Margin (dB)	UNII Non-Restricted (dBuV/m)	Margin (dB)	Azimuth (Degs)	Height (cm)	Polarity
7.95795	33.5	PK-U	36	-22.3	0	47.2	-	-	-	-	68.2	-21	0	100	H
7.95811	33.75	PK-U	36	-22.3	0	47.45	-	-	-	-	68.2	-20.75	0	100	V
* 10.65409	30.9	PK-U	37.8	-19.1	0	49.6	-	-	74	-24.4	-	-	0	100	H
* 10.65426	29.89	PK-U	37.8	-19.1	0	48.59	-	-	74	-25.41	-	-	0	100	V
* 15.95818	32.42	PK-U	40.7	-18.4	0	54.72	-	-	74	-19.28	-	-	0	100	H
* 15.95799	31.09	PK-U	40.7	-18.4	0	53.39	-	-	74	-20.61	-	-	0	100	V

* - indicates frequency in CFR47 Pt 15 / IC RSS-Restricted Band
PK-U - U-NII: Maximum Peak

UL Korea, Ltd. Confidential
This report shall not be reproduced except in full, without the written approval of UL Korea, Ltd.

HE40 SU mode (ANT_1)

LOW CHANNEL HORIZONTAL

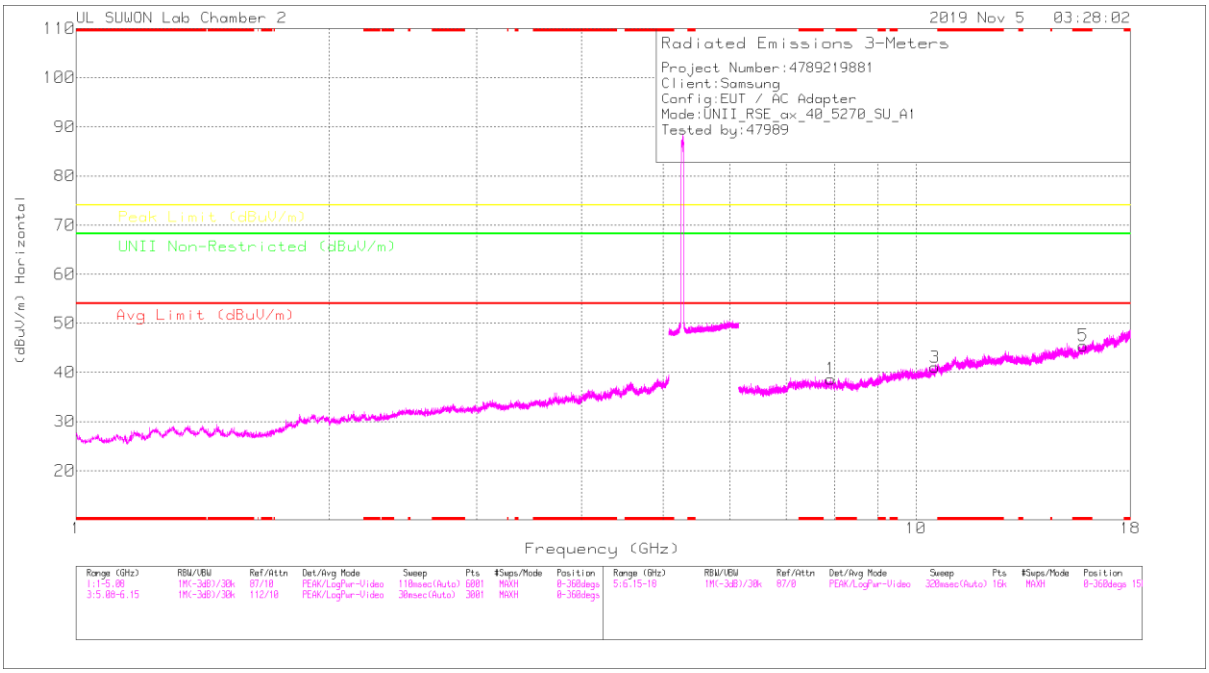

LOW CHANNEL VERTICAL

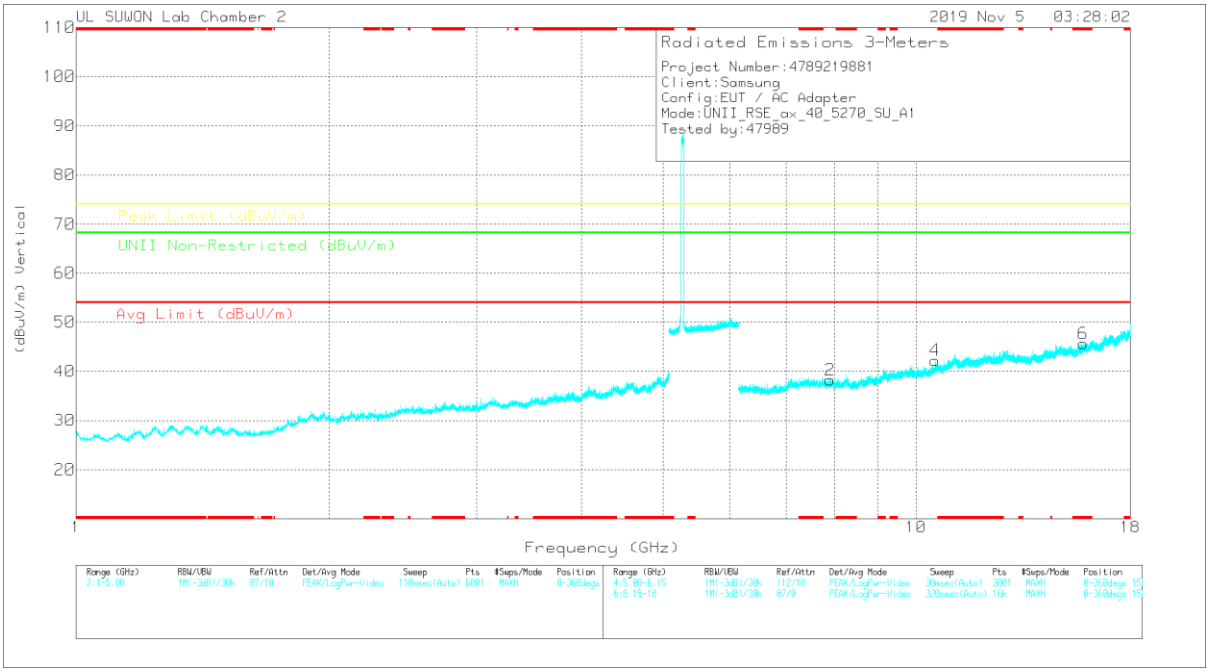

Note: Emission was scanned up to 40GHz; No emissions were detected above the noise floor which was at least 20dB below the specification limit.

UL Korea, Ltd. Confidential
This report shall not be reproduced except in full, without the written approval of UL Korea, Ltd.

LOW CHANNEL DATA

Trace Markers

Marker	Frequency (GHz)	Meter Reading (dBuV)	Det	3117_00168724	6GHz_HP[dB]	DC Corr (dB)	Corrected Reading (dBuV/m)	Avg Limit (dBuV/m)	Margin (dB)	Peak Limit (dBuV/m)	Margin (dB)	UNII Non-Restricted (dBuV/m)	Margin (dB)	Azimuth (Degs)	Height (cm)	Polarity
1	7.91554	26.69	PK	35.9	-23.9	0	38.69	-	-	-	-	68.2	-29.51	0-360	150	H
3	10.54089	23.55	PK	37.7	-20.2	0	41.05	-	-	-	-	68.2	-27.15	0-360	150	H
5	* 15.82418	24.76	PK	40.4	-19.7	0	45.46	-	-	74	-28.54	-	-	0-360	150	H
2	7.90739	26.32	Pk	35.9	-24	0	38.22	-	-	-	-	68.2	-29.98	0-360	250	V
4	10.53867	24.72	PK	37.7	-20.2	0	42.22	-	-	-	-	68.2	-25.98	0-360	250	V
6	* 15.82715	24.94	PK	40.4	-19.7	0	45.64	-	-	74	-28.36	-	-	0-360	150	V

* - indicates frequency in CFR47 Pt 15 / IC RSS-Restricted Band
PK – Peak Detector

Radiated Emissions

Frequency (GHz)	Meter Reading (dBuV)	Det	3117_00168724	6GHz_HP[dB]	DC Corr (dB)	Corrected Reading (dBuV/m)	Avg Limit (dBuV/m)	Margin (dB)	Peak Limit (dBuV/m)	Margin (dB)	UNII Non-Restricted (dBuV/m)	Margin (dB)	Azimuth (Degs)	Height (cm)	Polarity
7.91431	36.58	PK-U	35.9	-23.9	0	48.58	-	-	-	-	68.2	-19.62	0	100	H
7.91706	36.93	PK-U	35.9	-23.9	0	48.93	-	-	-	-	68.2	-19.27	0	100	V
10.54264	33.36	PK-U	37.7	-20.2	0	50.86	-	-	-	-	68.2	-17.34	0	100	H
10.54246	33.19	PK-U	37.7	-20.2	0	50.69	-	-	-	-	68.2	-17.51	0	100	V
* 15.82456	34.92	PK-U	40.4	-19.6	0	55.72	-	-	74	-18.28	-	-	0	100	H
* 15.82444	35.22	PK-U	40.4	-19.7	0	55.92	-	-	74	-18.08	-	-	0	100	V

* - indicates frequency in CFR47 Pt 15 / IC RSS-Restricted Band
PK-U - U-NII: Maximum Peak

UL Korea, Ltd. Suwon Laboratory FORM ID: FCC_15E(03)
218 Maeyeong-ro, Yeongtong-gu, Suwon-si, Gyeonggi-do, 16675 Korea TEL: (031) 337-9902,FAX: (031) 213-5433
UL Korea, Ltd. Confidential
This report shall not be reproduced except in full, without the written approval of UL Korea, Ltd.

HIGH CHANNEL HORIZONTAL

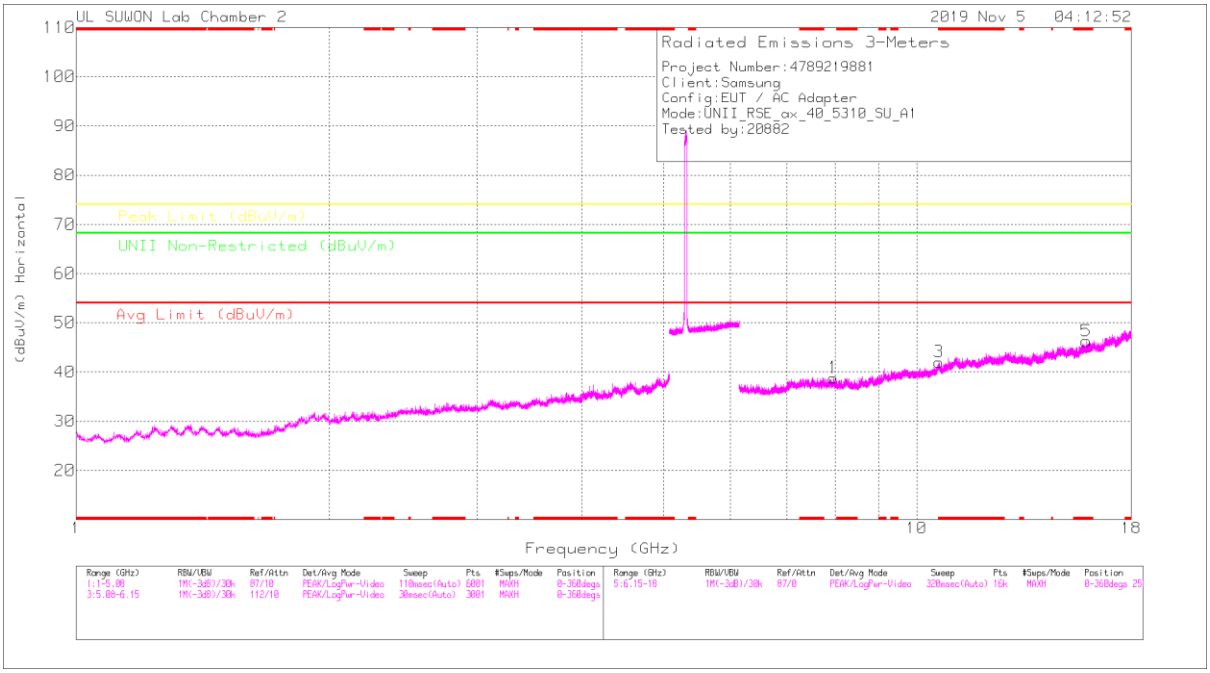

HIGH CHANNEL VERTICAL

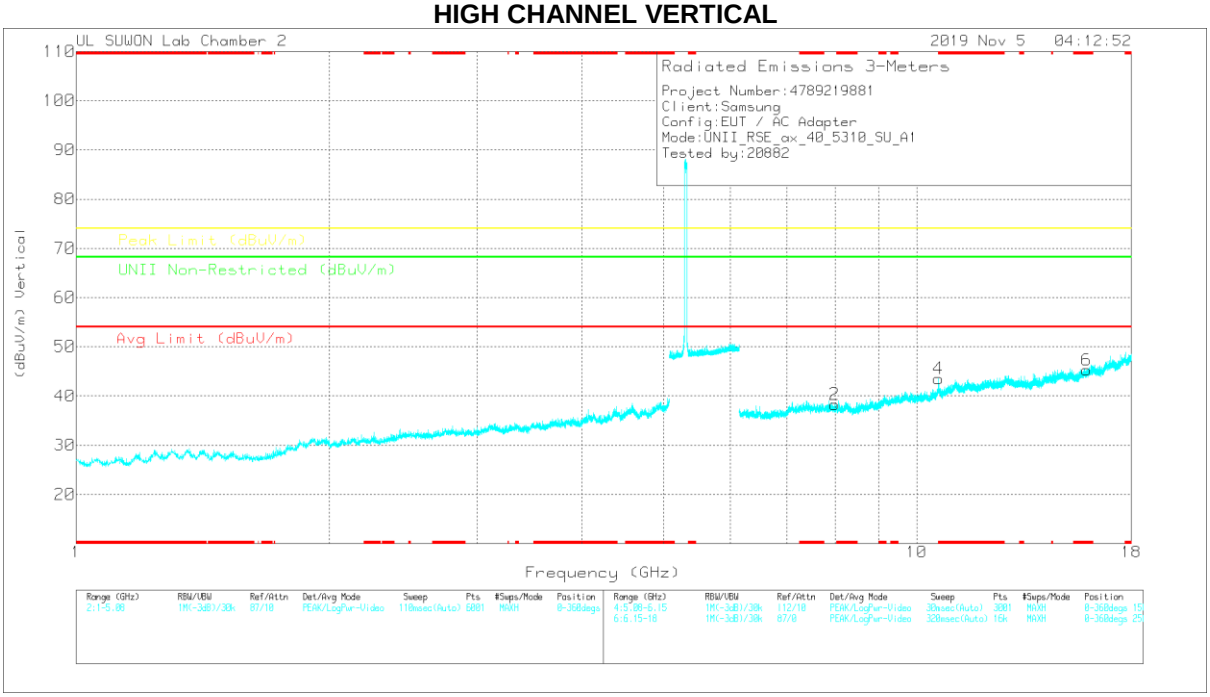

Note: Emission was scanned up to 40GHz; No emissions were detected above the noise floor which was at least 20dB below the specification limit.

UL Korea, Ltd. Confidential
This report shall not be reproduced except in full, without the written approval of UL Korea, Ltd.

HIGH CHANNEL DATA

Trace Markers

Marker	Frequency (GHz)	Meter Reading (dBuV)	Det	3117_00168724	6GHz_HP[dB]	DC Corr (dB)	Corrected Reading (dBuV/m)	Avg Limit (dBuV/m)	Margin (dB)	Peak Limit (dBuV/m)	Margin (dB)	UNII Non-Restricted (dBuV/m)	Margin (dB)	Azimuth (Degs)	Height (cm)	Polarity
1	7.96072	26.51	PK	35.9	-23.6	0	38.81	-	-	-	-	68.2	-29.39	0-360	250	H
3	* 10.6231	23.52	PK	37.8	-19.3	0	42.02	-	-	74	-31.98	-	-	0-360	150	H
5	* 15.91305	25.16	PK	40.5	-19.4	0	46.26	-	-	74	-27.74	-	-	0-360	250	H
2	7.98071	26.07	PK	35.9	-23.7	0	38.27	-	-	-	-	68.2	-29.93	0-360	250	V
4	* 10.61643	25.01	PK	37.8	-19.3	0	43.51	-	-	74	-30.49	-	-	0-360	250	V
6	* 15.92046	23.97	PK	40.5	-19.2	0	45.27	-	-	74	-28.73	-	-	0-360	150	V

* - indicates frequency in CFR47 Pt 15 / IC RSS-Restricted Band
PK – Peak Detector

Radiated Emissions

Frequency (GHz)	Meter Reading (dBuV)	Det	3117_00168724	6GHz_HP[dB]	DC Corr (dB)	Corrected Reading (dBuV/m)	Avg Limit (dBuV/m)	Margin (dB)	Peak Limit (dBuV/m)	Margin (dB)	UNII Non-Restricted (dBuV/m)	Margin (dB)	Azimuth (Degs)	Height (cm)	Polarity
7.95902	35.94	PK-U	35.9	-23.6	0	48.24	-	-	-	-	68.2	-19.96	0	100	H
7.96213	36.81	PK-U	35.9	-23.7	0	49.01	-	-	-	-	68.2	-19.19	0	100	V
* 10.62494	34.62	PK-U	37.8	-19.4	0	53.02	-	-	74	-20.98	-	-	204	107	H
* 10.62102	21.52	ADR	37.8	-19.3	.72	40.74	54	-13.26	-	-	-	-	204	107	H
* 10.62312	35.84	PK-U	37.8	-19.3	0	54.34	-	-	74	-19.66	-	-	208	101	V
* 10.62134	22.72	ADR	37.8	-19.3	.72	41.94	54	-12.06	-	-	-	-	208	101	V
* 15.91159	34.04	PK-U	40.5	-19.4	0	55.14	-	-	74	-18.86	-	-	360	100	H
* 15.9129	34.18	PK-U	40.5	-19.4	0	55.28	-	-	74	-18.72	-	-	360	100	V

* - indicates frequency in CFR47 Pt 15 / IC RSS-Restricted Band
PK-U - U-NII: Maximum Peak

UL Korea, Ltd. Suwon Laboratory FORM ID: FCC_15E(03)
218 Maeyeong-ro, Yeongtong-gu, Suwon-si, Gyeonggi-do, 16675 Korea TEL: (031) 337-9902,FAX: (031) 213-5433
UL Korea, Ltd. Confidential
This report shall not be reproduced except in full, without the written approval of UL Korea, Ltd.

HE40 SU mode (ANT_2)

LOW CHANNEL HORIZONTAL

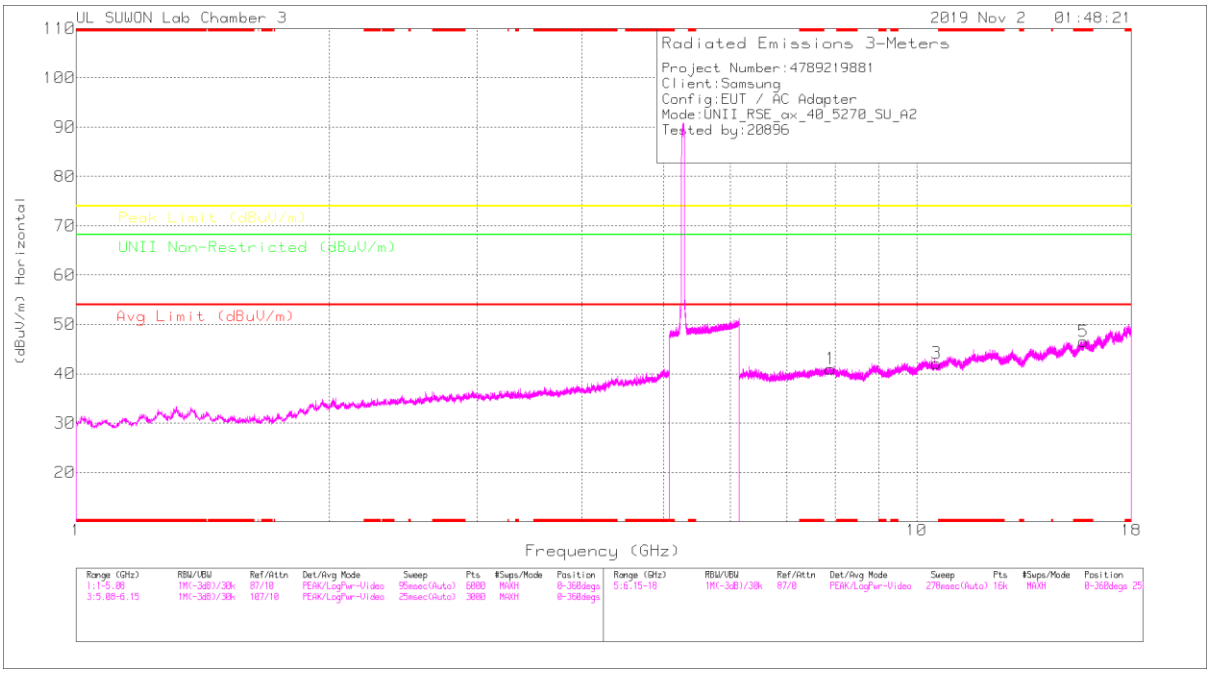

LOW CHANNEL VERTICAL

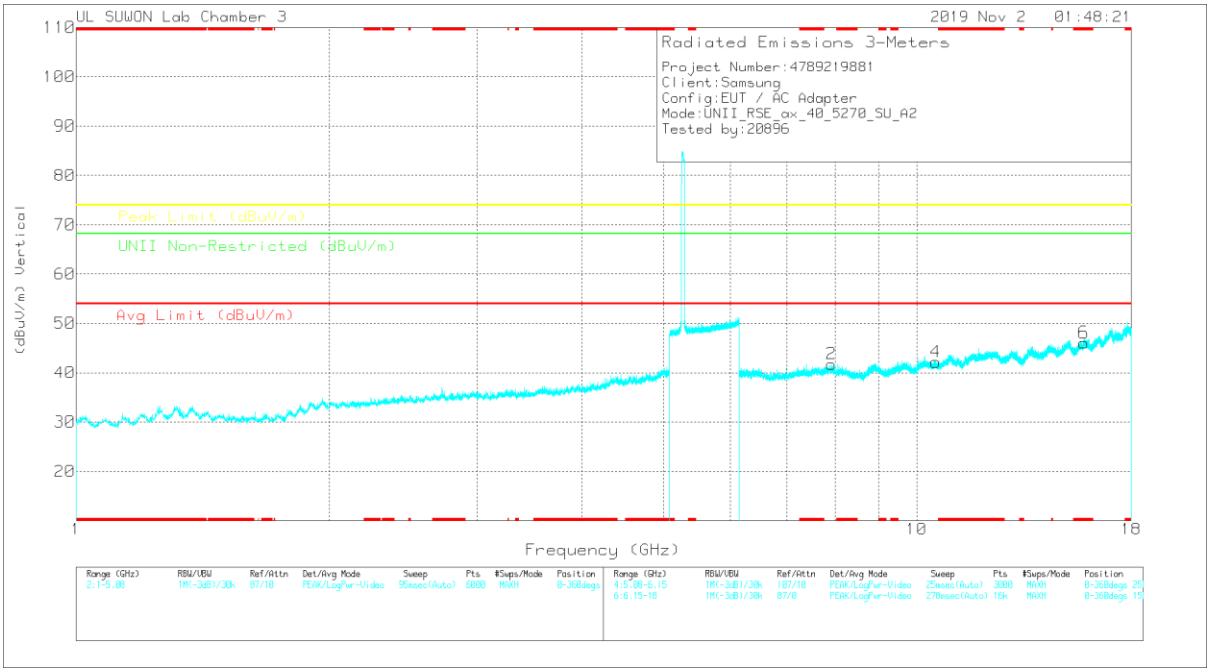

Note: Emission was scanned up to 40GHz; No emissions were detected above the noise floor which was at least 20dB below the specification limit.

UL Korea, Ltd. Confidential
This report shall not be reproduced except in full, without the written approval of UL Korea, Ltd.

LOW CHANNEL DATA

Trace Markers

Marker	Frequency (GHz)	Meter Reading (dBuV)	Det	3117_00205959	6GHz_HP[dB]	DC Corr (dB)	Corrected Reading (dBuV/m)	Avg Limit (dBuV/m)	Margin (dB)	Peak Limit (dBuV/m)	Margin (dB)	UNII Non-Restricted (dBuV/m)	Margin (dB)	Azimuth (Degs)	Height (cm)	Polarity
1	7.89798	26.99	PK	36	-22	0	40.99	-	-	-	-	68.2	-27.21	0-360	250	H
3	10.55625	23.42	PK	37.8	-19.1	0	42.12	-	-	-	-	68.2	-26.08	0-360	150	H
5	* 15.79428	24.84	PK	40.5	-18.8	0	46.54	-	-	74	-27.46	-	-	0-360	250	H
2	7.91576	27.97	PK	36	-22.2	0	41.77	-	-	-	-	68.2	-26.43	0-360	150	V
4	10.54218	23.38	PK	37.8	-19	0	42.18	-	-	-	-	68.2	-26.02	0-360	150	V
6	* 15.80168	24.37	PK	40.5	-18.8	0	46.07	-	-	74	-27.93	-	-	0-360	250	V

* - indicates frequency in CFR47 Pt 15 / IC RSS-Restricted Band

PK – Peak Detector

Radiated Emissions

Frequency (GHz)	Meter Reading (dBuV)	Det	3117_00205959	6GHz_HP[dB]	DC Corr (dB)	Corrected Reading (dBuV/m)	Avg Limit (dBuV/m)	Margin (dB)	Peak Limit (dBuV/m)	Margin (dB)	UNII Non-Restricted (dBuV/m)	Margin (dB)	Azimuth (Degs)	Height (cm)	Polarity
7.89776	33.93	PK-U	36	-22	0	47.93	-	-	-	-	68.2	-20.27	0	100	H
7.89774	34.15	PK-U	36	-22	0	48.15	-	-	-	-	68.2	-20.05	0	100	V
10.55601	30.5	PK-U	37.8	-19.1	0	49.2	-	-	-	-	68.2	-19	0	100	H
10.5563	30.51	PK-U	37.8	-19.1	0	49.21	-	-	-	-	68.2	-18.99	0	100	V
* 15.79413	31.35	PK-U	40.5	-18.8	0	53.05	-	-	74	-20.95	-	-	0	100	H
* 15.79452	31.34	PK-U	40.5	-18.9	0	52.94	-	-	74	-21.06	-	-	0	100	V

* - indicates frequency in CFR47 Pt 15 / IC RSS-Restricted Band

PK-U - U-NII: Maximum Peak

UL Korea, Ltd. Suwon Laboratory FORM ID: FCC_15E(03)
218 Maeyeong-ro, Yeongtong-gu, Suwon-si, Gyeonggi-do, 16675 Korea TEL: (031) 337-9902,FAX: (031) 213-5433

UL Korea, Ltd. Confidential
This report shall not be reproduced except in full, without the written approval of UL Korea, Ltd.

HIGH CHANNEL VERTICAL

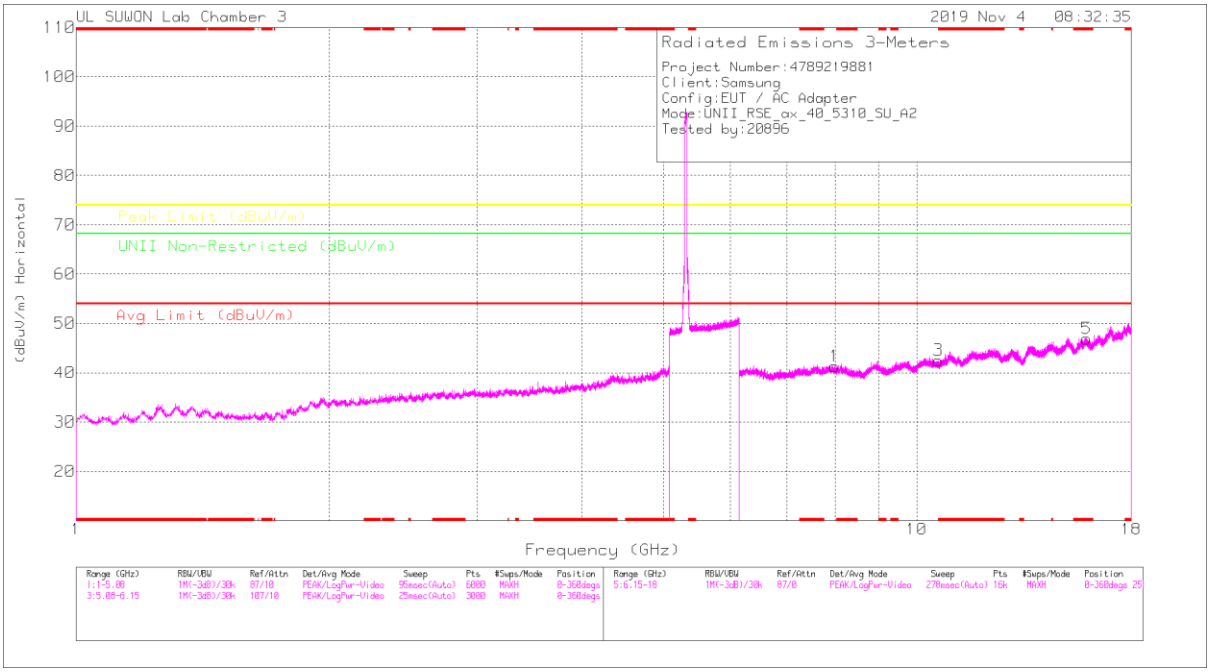

HIGH CHANNEL VERTICAL

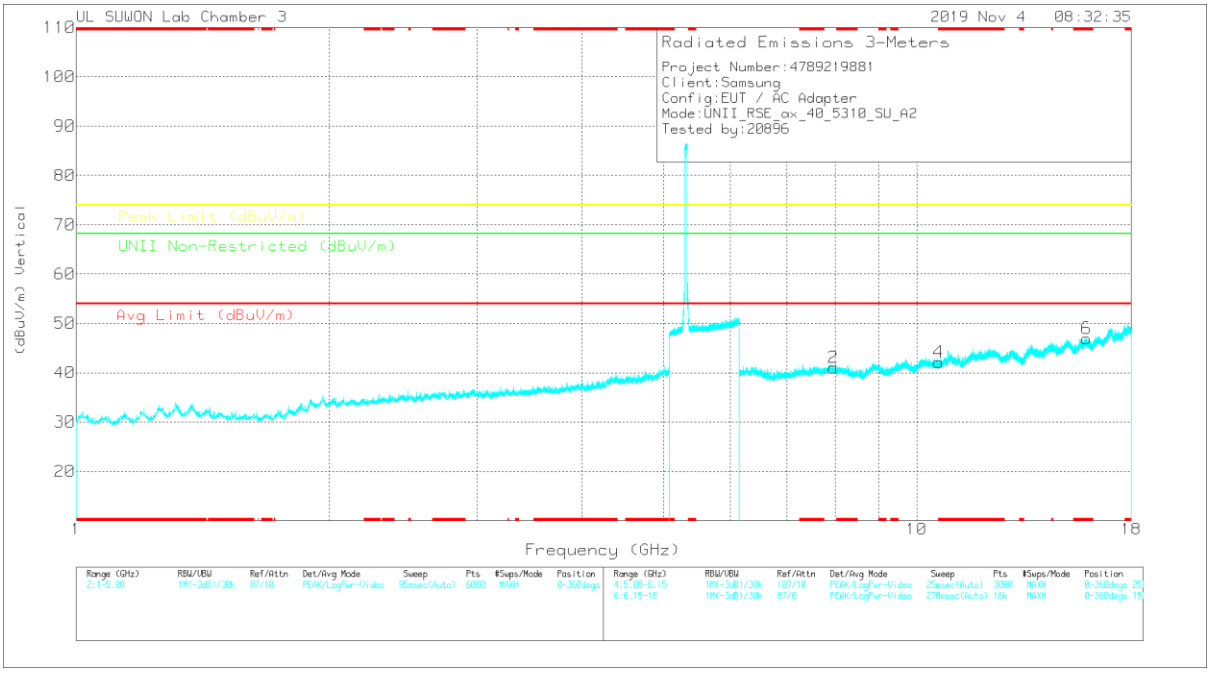

Note: Emission was scanned up to 40GHz; No emissions were detected above the noise floor which was at least 20dB below the specification limit.

UL Korea, Ltd. Confidential
This report shall not be reproduced except in full, without the written approval of UL Korea, Ltd.

HIGH CHANNEL DATA

Trace Markers

Marker	Frequency (GHz)	Meter Reading (dBuV)	Det	3117_00205959	6GHz_HP[dB]	DC Corr (dB)	Corrected Reading (dBuV/m)	Avg Limit (dBuV/m)	Margin (dB)	Peak Limit (dBuV/m)	Margin (dB)	UNII Non-Restricted (dBuV/m)	Margin (dB)	Azimuth (Degs)	Height (cm)	Polarity
1	7.9839	27.58	PK	36	-22.3	0	41.28	-	-	-	-	68.2	-26.92	0-360	250	H
3	* 10.60291	23.81	PK	37.8	-19.1	0	42.51	-	-	74	-31.49	-	-	0-360	150	H
5	* 15.91649	24.7	PK	40.6	-18.4	0	46.9	-	-	74	-27.1	-	-	0-360	150	H
2	7.95427	27.22	PK	36	-22.2	0	41.02	-	-	-	-	68.2	-27.18	0-360	150	V
4	* 10.61773	23.4	PK	37.8	-19.1	0	42.1	-	-	74	-31.9	-	-	0-360	250	V
6	* 15.92538	24.74	PK	40.6	-18.4	0	46.94	-	-	74	-27.06	-	-	0-360	250	V

* - indicates frequency in CFR47 Pt 15 / IC RSS-Restricted Band

PK – Peak Detector

Radiated Emissions

Frequency (GHz)	Meter Reading (dBuV)	Det	3117_00205959	6GHz_HP[dB]	DC Corr (dB)	Corrected Reading (dBuV/m)	Avg Limit (dBuV/m)	Margin (dB)	Peak Limit (dBuV/m)	Margin (dB)	UNII Non-Restricted (dBuV/m)	Margin (dB)	Azimuth (Degs)	Height (cm)	Polarity
7.98366	34.74	PK-U	36	-22.3	0	48.44	-	-	-	-	68.2	-19.76	360	100	H
7.98414	34.75	PK-U	36	-22.3	0	48.45	-	-	-	-	68.2	-19.75	360	100	V
* 10.60315	31.04	PK-U	37.8	-19.1	0	49.74	-	-	74	-24.26	-	-	360	100	H
* 10.60315	30.77	PK-U	37.8	-19.1	0	49.47	-	-	74	-24.53	-	-	360	100	V
* 15.91673	31.97	PK-U	40.6	-18.4	0	54.17	-	-	74	-19.83	-	-	360	100	H
* 15.91673	31.18	PK-U	40.6	-18.4	0	53.38	-	-	74	-20.62	-	-	360	100	V

* - indicates frequency in CFR47 Pt 15 / IC RSS-Restricted Band

PK-U - U-NII: Maximum Peak

UL Korea, Ltd. Suwon Laboratory FORM ID: FCC_15E(03)
218 Maeyeong-ro, Yeongtong-gu, Suwon-si, Gyeonggi-do, 16675 Korea TEL: (031) 337-9902,FAX: (031) 213-5433

UL Korea, Ltd. Confidential
This report shall not be reproduced except in full, without the written approval of UL Korea, Ltd.

HE80 SU mode (ANT_1)

MID CHANNEL HORIZONTAL

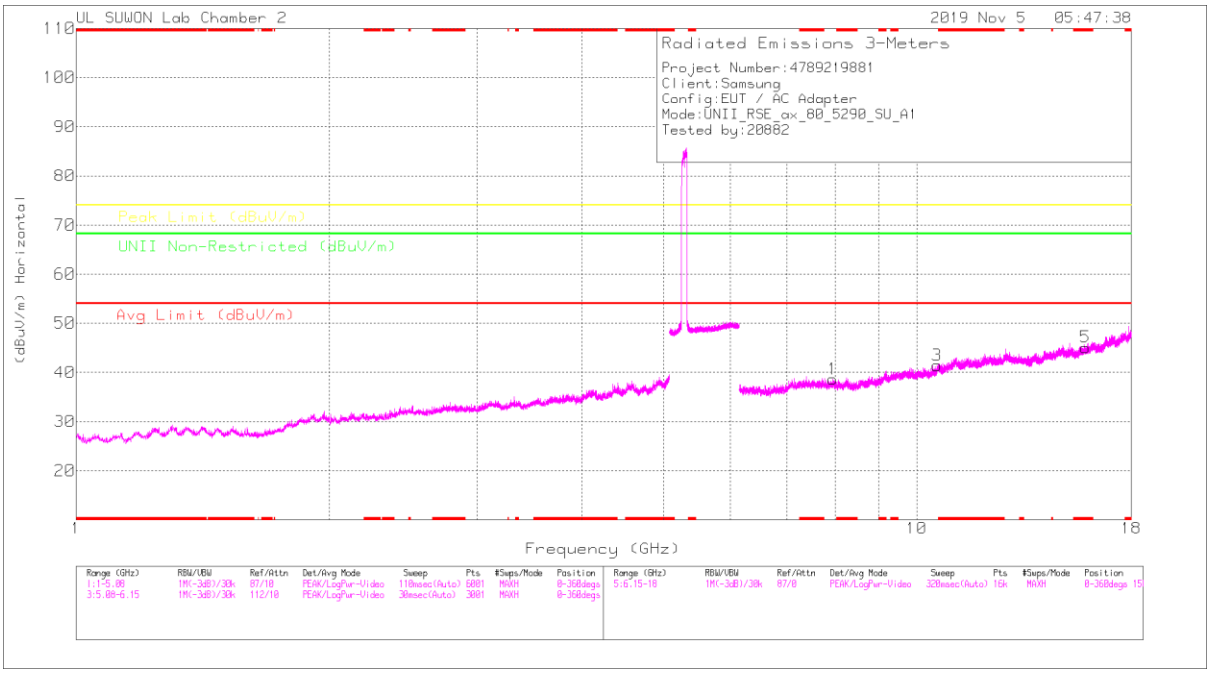

MID CHANNEL VERTICAL

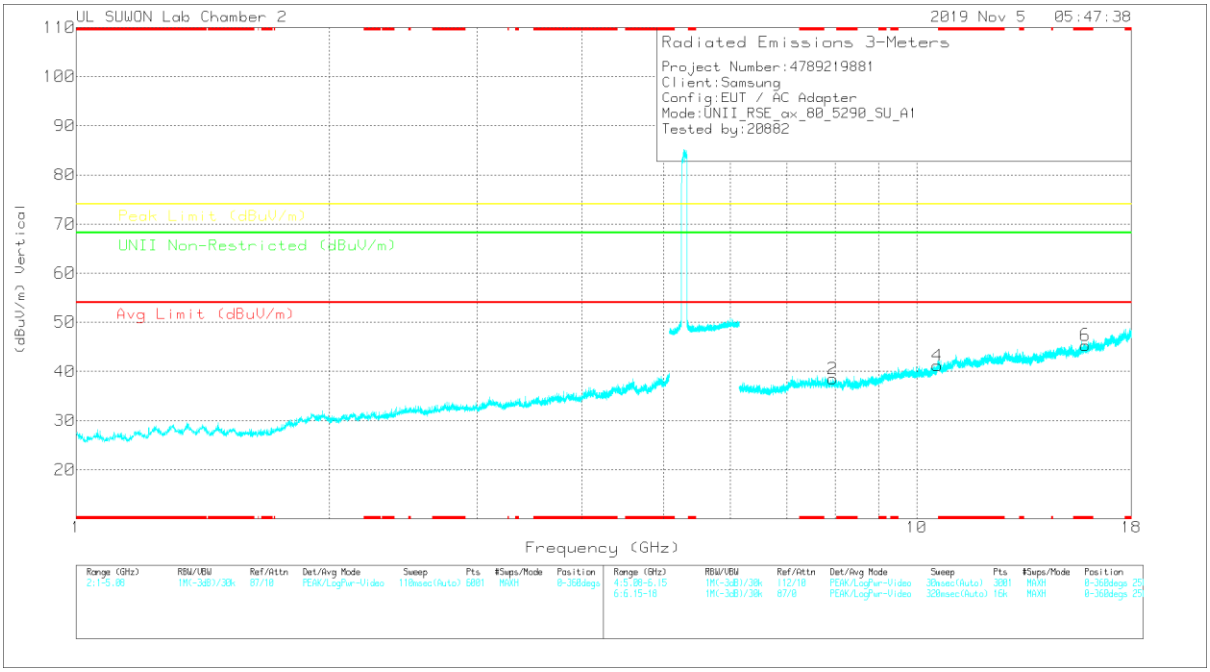

Note: Emission was scanned up to 40GHz; No emissions were detected above the noise floor which was at least 20dB below the specification limit.

UL Korea, Ltd. Confidential
This report shall not be reproduced except in full, without the written approval of UL Korea, Ltd.

MID CHANNEL DATA

Trace Markers

Marker	Frequency (GHz)	Meter Reading (dBuV)	Det	3117_00168724	6GHz_HP[dB]	DC Corr (dB)	Corrected Reading (dBuV/m)	Avg Limit (dBuV/m)	Margin (dB)	Peak Limit (dBuV/m)	Margin (dB)	UNII Non-Restricted (dBuV/m)	Margin (dB)	Azimuth (Degs)	Height (cm)	Polarity
1	7.9422	26.42	PK	35.9	-23.7	0	38.62	-	-	-	-	68.2	-29.58	0-360	250	H
3	10.57496	23.31	PK	37.8	-19.7	0	41.41	-	-	-	-	68.2	-26.79	0-360	250	H
5	* 15.87454	24.29	PK	40.5	-19.7	0	45.09	-	-	74	-28.91	-	-	0-360	250	H
2	7.94368	26.3	Pk	35.9	-23.7	0	38.5	-	-	-	-	68.2	-29.7	0-360	150	V
4	10.58162	22.89	PK	37.8	-19.5	0	41.19	-	-	-	-	68.2	-27.01	0-360	250	V
6	* 15.86788	24.5	PK	40.4	-19.6	0	45.3	-	-	74	-28.7	-	-	0-360	250	V

* - indicates frequency in CFR47 Pt 15 / IC RSS-Restricted Band
PK – Peak Detector

Radiated Emissions

Frequency (GHz)	Meter Reading (dBuV)	Det	3117_00168724	6GHz_HP[dB]	DC Corr (dB)	Corrected Reading (dBuV/m)	Avg Limit (dBuV/m)	Margin (dB)	Peak Limit (dBuV/m)	Margin (dB)	UNII Non-Restricted (dBuV/m)	Margin (dB)	Azimuth (Degs)	Height (cm)	Polarity
7.94035	35.76	PK-U	35.9	-23.7	0	47.96	-	-	-	-	68.2	-20.24	360	100	H
7.94079	35.88	PK-U	35.9	-23.7	0	48.08	-	-	-	-	68.2	-20.12	360	100	V
10.57661	32.95	PK-U	37.8	-19.6	0	51.15	-	-	-	-	68.2	-17.05	360	100	H
10.57421	33.26	PK-U	37.8	-19.7	0	51.36	-	-	-	-	68.2	-16.84	360	100	V
* 15.87568	34.65	PK-U	40.5	-19.7	0	55.45	-	-	74	-18.55	-	-	360	100	H
* 15.87516	34.62	PK-U	40.5	-19.7	0	55.42	-	-	74	-18.58	-	-	360	100	V

* - indicates frequency in CFR47 Pt 15 / IC RSS-Restricted Band
PK-U - U-NII: Maximum Peak

UL Korea, Ltd. Confidential
This report shall not be reproduced except in full, without the written approval of UL Korea, Ltd.

HE80 SU mode (ANT_2)

MID CHANNEL HORIZONTAL

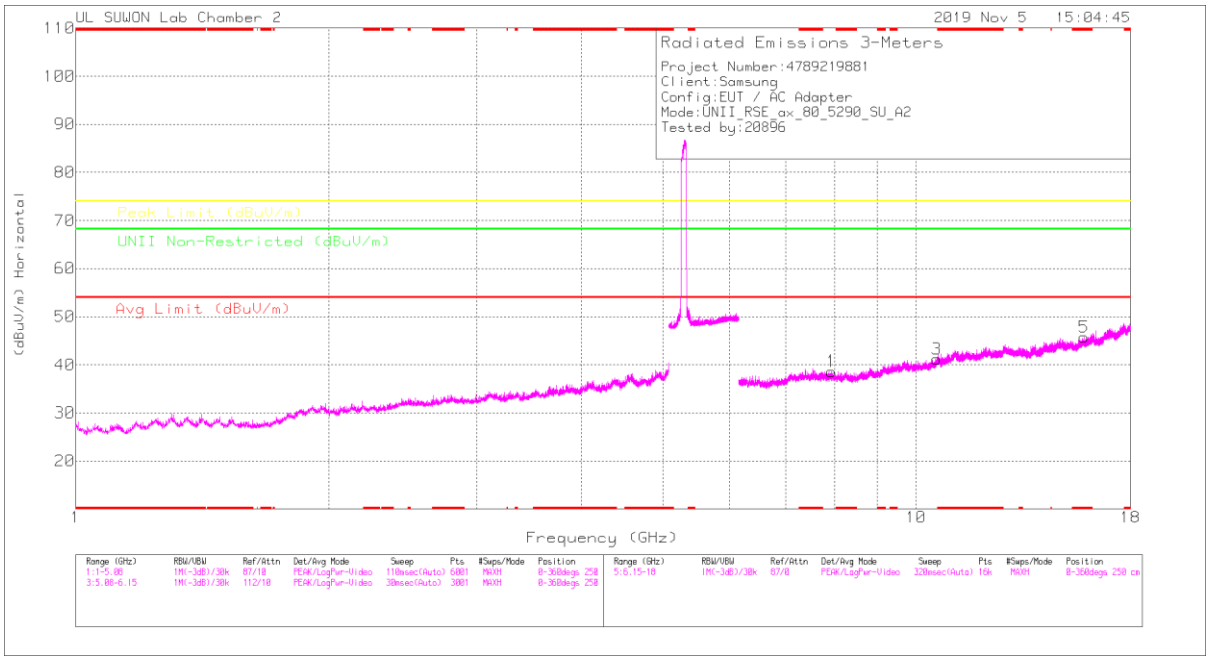

MID CHANNEL VERTICAL

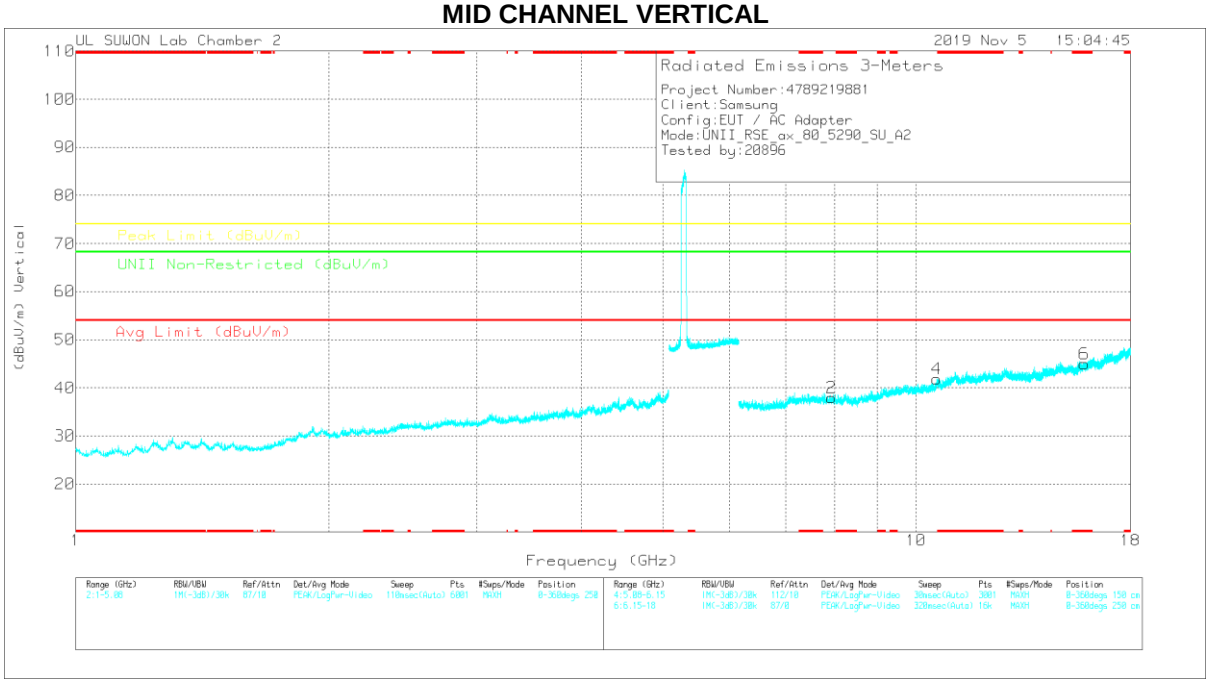

Note: Emission was scanned up to 40GHz; No emissions were detected above the noise floor which was at least 20dB below the specification limit.

UL Korea, Ltd. Confidential
This report shall not be reproduced except in full, without the written approval of UL Korea, Ltd.

MID CHANNEL DATA

Trace Markers

Marker	Frequency (GHz)	Meter Reading (dBuV)	Det	3117_00168724	6GHz_HP[dB]	DC Corr (dB)	Corrected Reading (dBuV/m)	Avg Limit (dBuV/m)	Margin (dB)	Peak Limit (dBuV/m)	Margin (dB)	UNII Non-Restricted (dBuV/m)	Margin (dB)	Azimuth (Degs)	Height (cm)	Polarity
1	7.9385	26.46	PK	35.9	-23.7	0	38.66	-	-	-	-	68.2	-29.54	0-360	250	H
3	10.59347	22.75	PK	37.8	-19.3	0	41.25	-	-	-	-	68.2	-26.95	0-360	150	H
5	* 15.85677	25.02	PK	40.4	-19.7	0	45.72	-	-	74	-28.28	-	-	0-360	250	H
2	7.93183	25.86	PK	35.9	-23.8	0	37.96	-	-	-	-	68.2	-30.24	0-360	150	V
4	10.58829	23.43	PK	37.8	-19.4	0	41.83	-	-	-	-	68.2	-26.37	0-360	250	V
6	* 15.86417	24.29	PK	40.4	-19.7	0	44.99	-	-	74	-29.01	-	-	0-360	250	V

* - indicates frequency in CFR47 Pt 15 / IC RSS-Restricted Band
PK – Peak Detector

Radiated Emissions

Frequency (GHz)	Meter Reading (dBuV)	Det	3117_00168724	6GHz_HP[dB]	DC Corr (dB)	Corrected Reading (dBuV/m)	Avg Limit (dBuV/m)	Margin (dB)	Peak Limit (dBuV/m)	Margin (dB)	UNII Non-Restricted (dBuV/m)	Margin (dB)	Azimuth (Degs)	Height (cm)	Polarity
7.94011	35.74	PK-U	35.9	-23.7	0	47.94	-	-	-	-	68.2	-20.26	360	100	H
7.93748	36.03	PK-U	35.9	-23.7	0	48.23	-	-	-	-	68.2	-19.97	360	100	V
10.59316	32.6	PK-U	37.8	-19.3	0	51.1	-	-	-	-	68.2	-17.1	360	100	H
10.59426	33.41	PK-U	37.8	-19.3	0	51.91	-	-	-	-	68.2	-16.29	360	100	V
* 15.85604	34.59	PK-U	40.4	-19.7	0	55.29	-	-	74	-18.71	-	-	360	100	H
* 15.8568	34.34	PK-U	40.4	-19.7	0	55.04	-	-	74	-18.96	-	-	360	100	V

* - indicates frequency in CFR47 Pt 15 / IC RSS-Restricted Band
PK-U - U-NII: Maximum Peak

UL Korea, Ltd. Suwon Laboratory FORM ID: FCC_15E(03)
218 Maeyeong-ro, Yeongtong-gu, Suwon-si, Gyeonggi-do, 16675 Korea TEL: (031) 337-9902,FAX: (031) 213-5433
UL Korea, Ltd. Confidential
This report shall not be reproduced except in full, without the written approval of UL Korea, Ltd.

HE20 RU mode (ANT_1 / 26T / Low: 4, Mid: 4, High: 4)

LOW CHANNEL HORIZONTAL

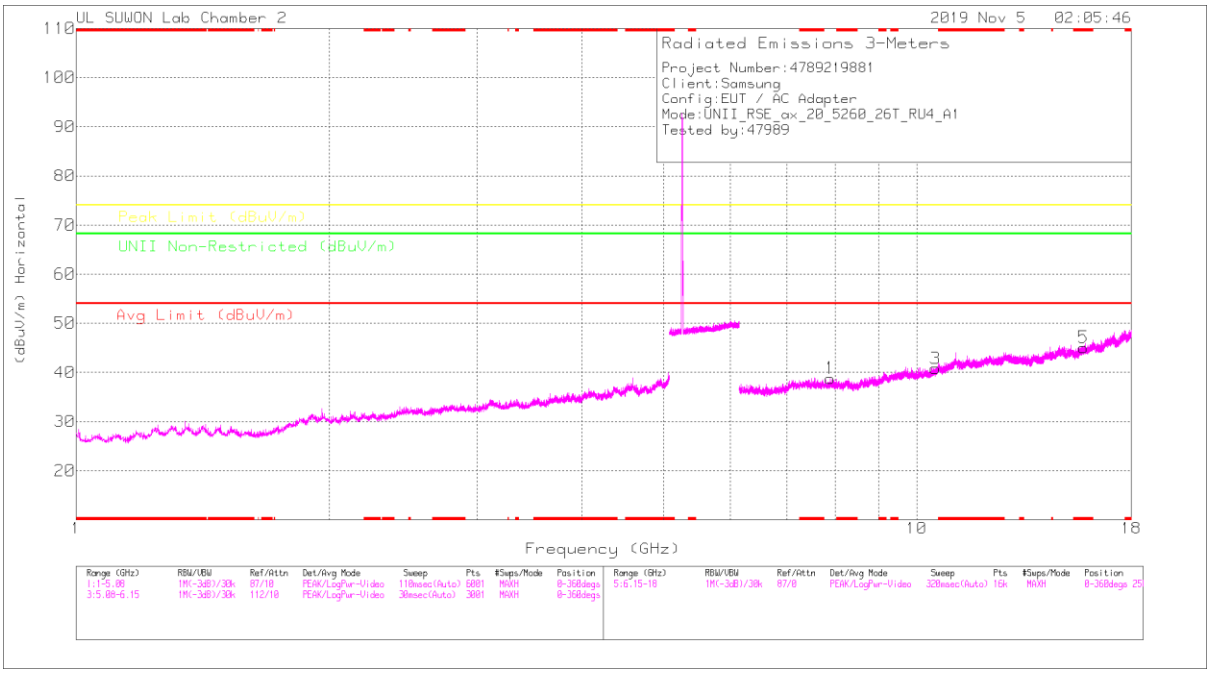

LOW CHANNEL VERTICAL

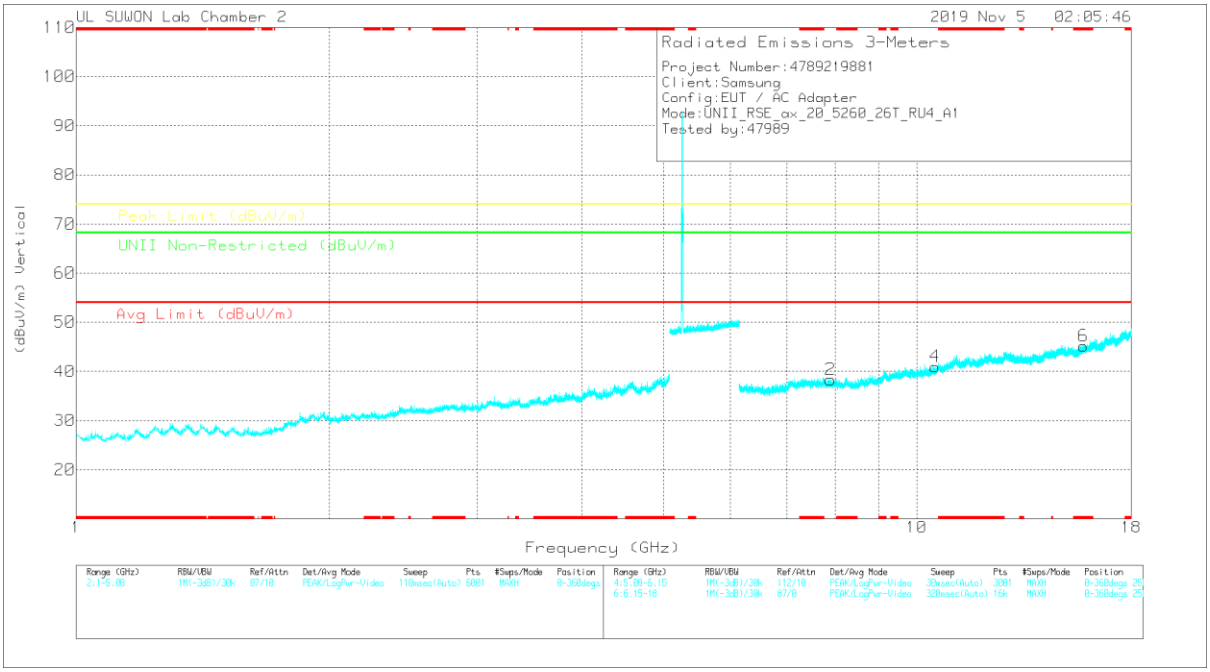

Note: Emission was scanned up to 40GHz; No emissions were detected above the noise floor which was at least 20dB below the specification limit.

UL Korea, Ltd. Confidential
This report shall not be reproduced except in full, without the written approval of UL Korea, Ltd.

LOW CHANNEL DATA

Trace Markers

Marker	Frequency (GHz)	Meter Reading (dBuV)	Det	3117_00168724	6GHz_HP[dB]	DC Corr (dB)	Corrected Reading (dBuV/m)	Avg Limit (dBuV/m)	Margin (dB)	Peak Limit (dBuV/m)	Margin (dB)	UNII Non-Restricted (dBuV/m)	Margin (dB)	Azimuth (Degs)	Height (cm)	Polarity
1	7.89036	27.1	PK	35.9	-24.2	0	38.8	-	-	-	-	68.2	-29.4	0-360	150	H
3	10.5283	23.4	PK	37.7	-20.3	0	40.8	-	-	-	-	68.2	-27.4	0-360	250	H
5	* 15.78197	24.65	PK	40.3	-19.9	0	45.05	-	-	74	-28.95	-	-	0-360	250	H
2	7.89629	26.52	PK	35.9	-24.1	0	38.32	-	-	-	-	68.2	-29.88	0-360	150	V
4	10.52238	23.57	PK	37.7	-20.3	0	40.97	-	-	-	-	68.2	-27.23	0-360	150	V
6	* 15.78567	24.67	PK	40.3	-19.8	0	45.17	-	-	74	-28.83	-	-	0-360	250	V

* - indicates frequency in CFR47 Pt 15 / IC RSS-Restricted Band
PK – Peak Detector

Radiated Emissions

Frequency (GHz)	Meter Reading (dBuV)	Det	3117_00168724	6GHz_HP[dB]	DC Corr (dB)	Corrected Reading (dBuV/m)	Avg Limit (dBuV/m)	Margin (dB)	Peak Limit (dBuV/m)	Margin (dB)	UNII Non-Restricted (dBuV/m)	Margin (dB)	Azimuth (Degs)	Height (cm)	Polarity
7.88829	36.69	PK-U	35.9	-24.2	0	48.39	-	-	-	-	68.2	-19.81	360	100	H
7.88559	36.44	PK-U	35.9	-24.2	0	48.14	-	-	-	-	68.2	-20.06	360	100	V
10.51988	33.26	PK-U	37.7	-20.4	0	50.56	-	-	-	-	68.2	-17.64	360	100	H
10.51805	33.09	PK-U	37.7	-20.4	0	50.39	-	-	-	-	68.2	-17.81	360	100	V
* 15.77112	34.27	PK-U	40.3	-19.7	0	54.87	-	-	74	-19.13	-	-	360	100	H
* 15.77658	35.19	PK-U	40.3	-19.8	0	55.69	-	-	74	-18.31	-	-	360	100	V

* - indicates frequency in CFR47 Pt 15 / IC RSS-Restricted Band
PK-U - U-NII: Maximum Peak

UL Korea, Ltd. Suwon Laboratory FORM ID: FCC_15E(03)
218 Maeyeong-ro, Yeongtong-gu, Suwon-si, Gyeonggi-do, 16675 Korea TEL: (031) 337-9902,FAX: (031) 213-5433
UL Korea, Ltd. Confidential
This report shall not be reproduced except in full, without the written approval of UL Korea, Ltd.

MID CHANNEL HORIZONTAL

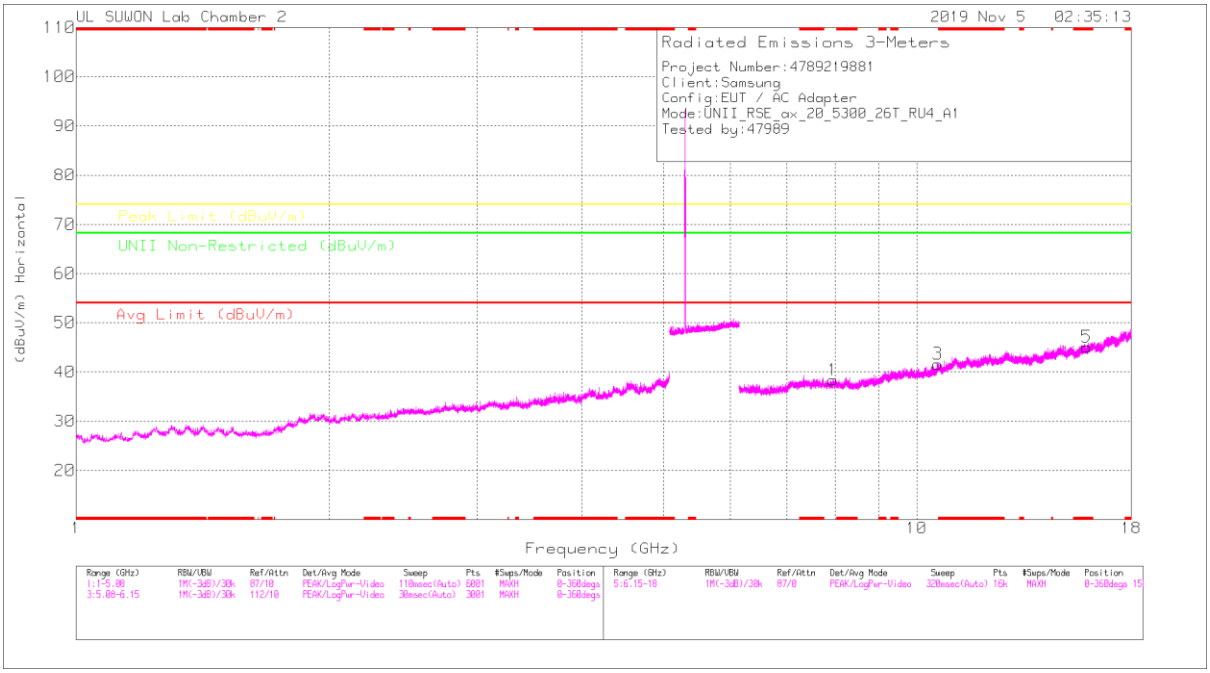

MID CHANNEL VERTICAL

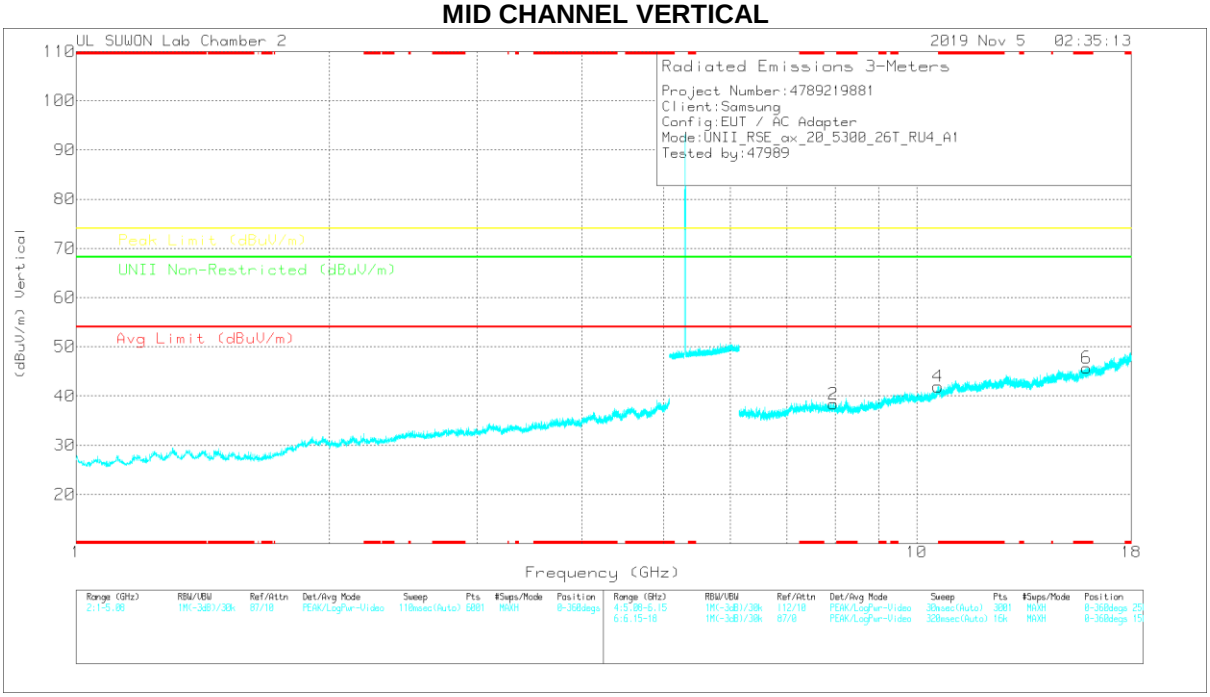

Note: Emission was scanned up to 40GHz; No emissions were detected above the noise floor which was at least 20dB below the specification limit.

UL Korea, Ltd. Confidential
This report shall not be reproduced except in full, without the written approval of UL Korea, Ltd.

MID CHANNEL DATA

Trace Markers

Marker	Frequency (GHz)	Meter Reading (dBuV)	Det	3117_00168724	6GHz_HP[dB]	DC Corr (dB)	Corrected Reading (dBuV/m)	Avg Limit (dBuV/m)	Margin (dB)	Peak Limit (dBuV/m)	Margin (dB)	UNII Non-Restricted (dBuV/m)	Margin (dB)	Azimuth (Degs)	Height (cm)	Polarity
1	7.95035	26.07	PK	35.9	-23.6	0	38.37	-	-	-	-	68.2	-29.83	0-360	250	H
3	10.58977	23.11	PK	37.8	-19.3	0	41.61	-	-	-	-	68.2	-26.59	0-360	250	H
5	* 15.92786	23.97	PK	40.5	-19.4	0	45.07	-	-	74	-28.93	-	-	0-360	250	H
2	7.95701	26.06	PK	35.9	-23.6	0	38.36	-	-	-	-	68.2	-29.84	0-360	150	V
4	10.5994	23.32	PK	37.8	-19.2	0	41.92	-	-	-	-	68.2	-26.28	0-360	150	V
6	* 15.93527	24.58	PK	40.5	-19.4	0	45.68	-	-	74	-28.32	-	-	0-360	150	V

* - indicates frequency in CFR47 Pt 15 / IC RSS-Restricted Band

PK – Peak Detector

Radiated Emissions

Frequency (GHz)	Meter Reading (dBuV)	Det	3117_00168724	6GHz_HP[dB]	DC Corr (dB)	Corrected Reading (dBuV/m)	Avg Limit (dBuV/m)	Margin (dB)	Peak Limit (dBuV/m)	Margin (dB)	UNII Non-Restricted (dBuV/m)	Margin (dB)	Azimuth (Degs)	Height (cm)	Polarity
7.95101	36.21	PK-U	35.9	-23.6	0	48.51	-	-	-	-	68.2	-19.69	360	100	H
7.95412	36.56	PK-U	35.9	-23.6	0	48.86	-	-	-	-	68.2	-19.34	360	100	V
10.58798	33.09	PK-U	37.8	-19.4	0	51.49	-	-	-	-	68.2	-16.71	360	100	H
10.59024	32.78	PK-U	37.8	-19.3	0	51.28	-	-	-	-	68.2	-16.92	360	100	V
* 15.92942	34.22	PK-U	40.5	-19.3	0	55.42	-	-	74	-18.58	-	-	360	100	H
* 15.92648	33.82	PK-U	40.5	-19.3	0	55.02	-	-	74	-18.98	-	-	360	100	V

* - indicates frequency in CFR47 Pt 15 / IC RSS-Restricted Band

PK-U - U-NII: Maximum Peak

ADR - U-NII AD primary method, RMS average

UL Korea, Ltd. Suwon Laboratory FORM ID: FCC_15E(03)
218 Maeyeong-ro, Yeongtong-gu, Suwon-si, Gyeonggi-do, 16675 Korea TEL: (031) 337-9902,FAX: (031) 213-5433

UL Korea, Ltd. Confidential
This report shall not be reproduced except in full, without the written approval of UL Korea, Ltd.

HIGH CHANNEL HORIZONTAL

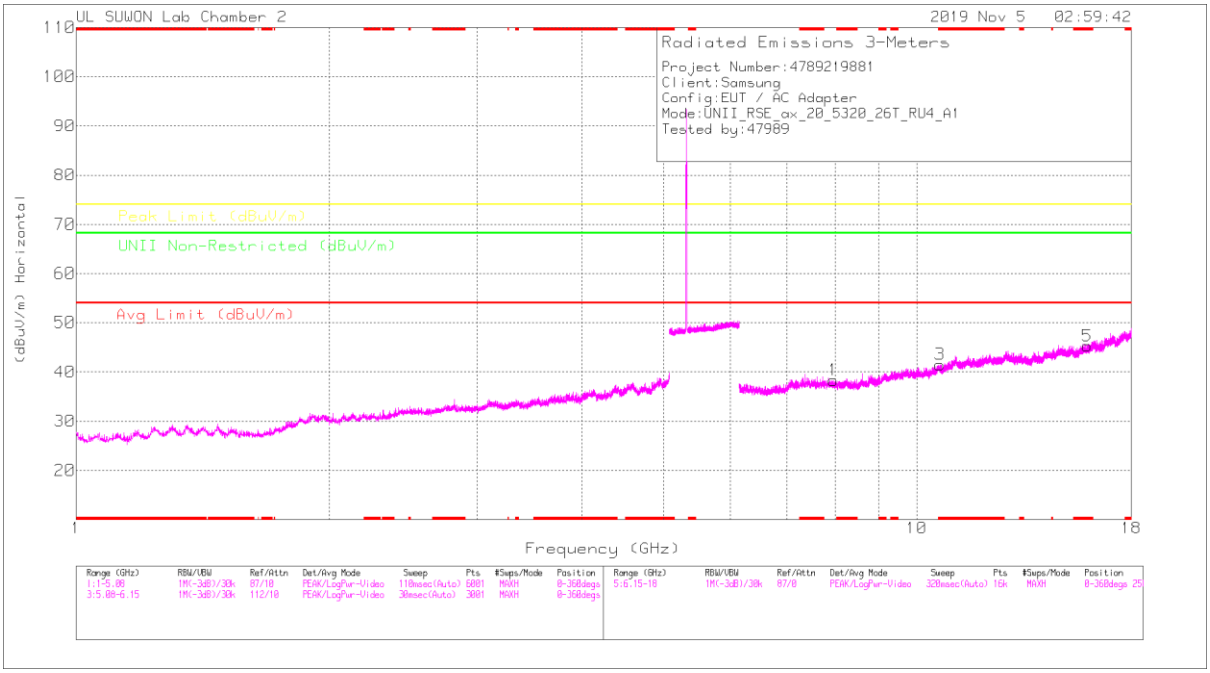

HIGH CHANNEL VERTICAL

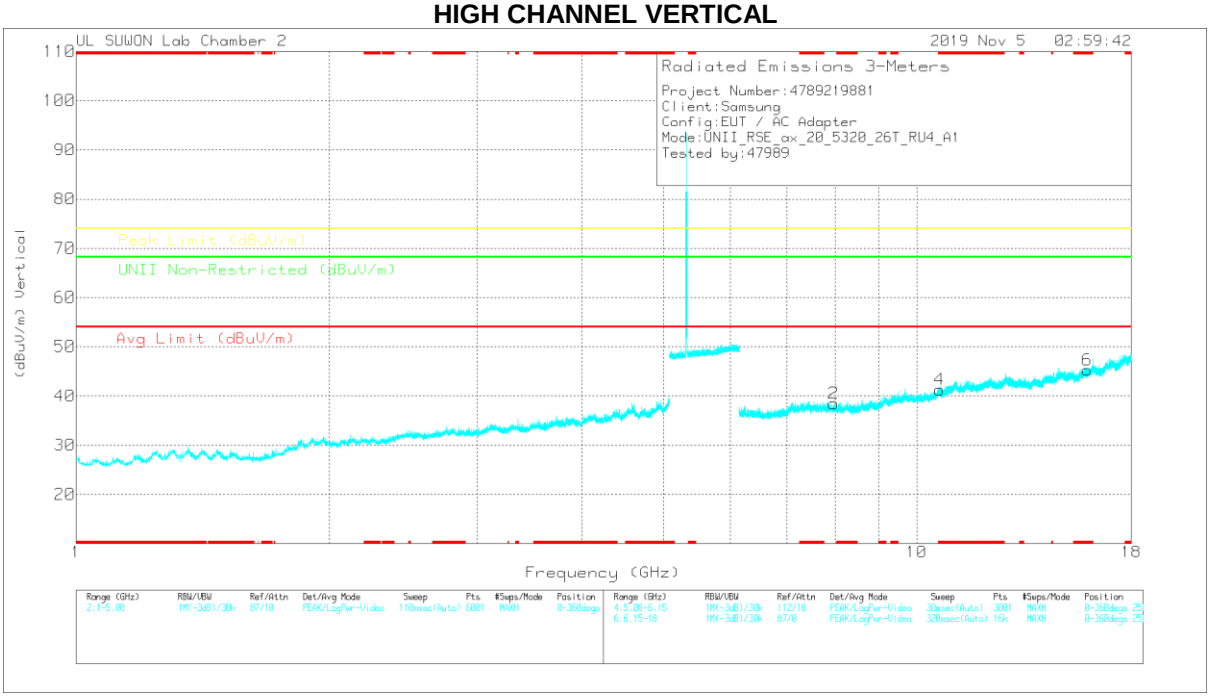

Note: Emission was scanned up to 40GHz; No emissions were detected above the noise floor which was at least 20dB below the specification limit.

UL Korea, Ltd. Confidential
This report shall not be reproduced except in full, without the written approval of UL Korea, Ltd.

HIGH CHANNEL DATA

Trace Markers

Marker	Frequency (GHz)	Meter Reading (dBuV)	Det	3117_00168724	6GHz_HP[dB]	DC Corr (dB)	Corrected Reading (dBuV/m)	Avg Limit (dBuV/m)	Margin (dB)	Peak Limit (dBuV/m)	Margin (dB)	UNII Non-Restricted (dBuV/m)	Margin (dB)	Azimuth (Degs)	Height (cm)	Polarity
1	7.95923	26.02	PK	35.9	-23.6	0	38.32	-	-	-	-	68.2	-29.88	0-360	150	H
3	* 10.6542	23.2	PK	37.8	-19.5	0	41.5	-	-	74	-32.5	-	-	0-360	150	H
5	* 15.95823	24.26	PK	40.5	-19.5	0	45.26	-	-	74	-28.74	-	-	0-360	150	H
2	7.9659	26.16	Pk	35.9	-23.6	0	38.46	-	-	-	-	68.2	-29.74	0-360	250	V
4	* 10.64531	22.98	PK	37.8	-19.5	0	41.28	-	-	74	-32.72	-	-	0-360	150	V
6	* 15.95675	24.27	PK	40.5	-19.5	0	45.27	-	-	74	-28.73	-	-	0-360	150	V

* - indicates frequency in CFR47 Pt 15 / IC RSS-Restricted Band
PK – Peak Detector

Radiated Emissions

Frequency (GHz)	Meter Reading (dBuV)	Det	3117_00168724	6GHz_HP[dB]	DC Corr (dB)	Corrected Reading (dBuV/m)	Avg Limit (dBuV/m)	Margin (dB)	Peak Limit (dBuV/m)	Margin (dB)	UNII Non-Restricted (dBuV/m)	Margin (dB)	Azimuth (Degs)	Height (cm)	Polarity
7.95842	35.3	PK-U	35.9	-23.6	0	47.6	-	-	-	-	68.2	-20.6	360	100	H
7.96111	36.17	PK-U	35.9	-23.6	0	48.47	-	-	-	-	68.2	-19.73	360	100	V
* 10.65565	32.94	PK-U	37.8	-19.5	0	51.24	-	-	74	-22.76	-	-	360	100	H
* 10.65243	33.83	PK-U	37.8	-19.5	0	52.13	-	-	74	-21.87	-	-	360	100	V
* 15.95753	34.32	PK-U	40.5	-19.5	0	55.32	-	-	74	-18.68	-	-	360	100	H
* 15.95727	34.39	PK-U	40.5	-19.5	0	55.39	-	-	74	-18.61	-	-	360	100	V

* - indicates frequency in CFR47 Pt 15 / IC RSS-Restricted Band
PK-U - U-NII: Maximum Peak

UL Korea, Ltd. Suwon Laboratory FORM ID: FCC_15E(03)
218 Maeyeong-ro, Yeongtong-gu, Suwon-si, Gyeonggi-do, 16675 Korea TEL: (031) 337-9902,FAX: (031) 213-5433
UL Korea, Ltd. Confidential
This report shall not be reproduced except in full, without the written approval of UL Korea, Ltd.

HE20 RU mode (ANT_2 / 26T / Low: 4, Mid: 4, High: 4)

LOW CHANNEL HORIZONTAL

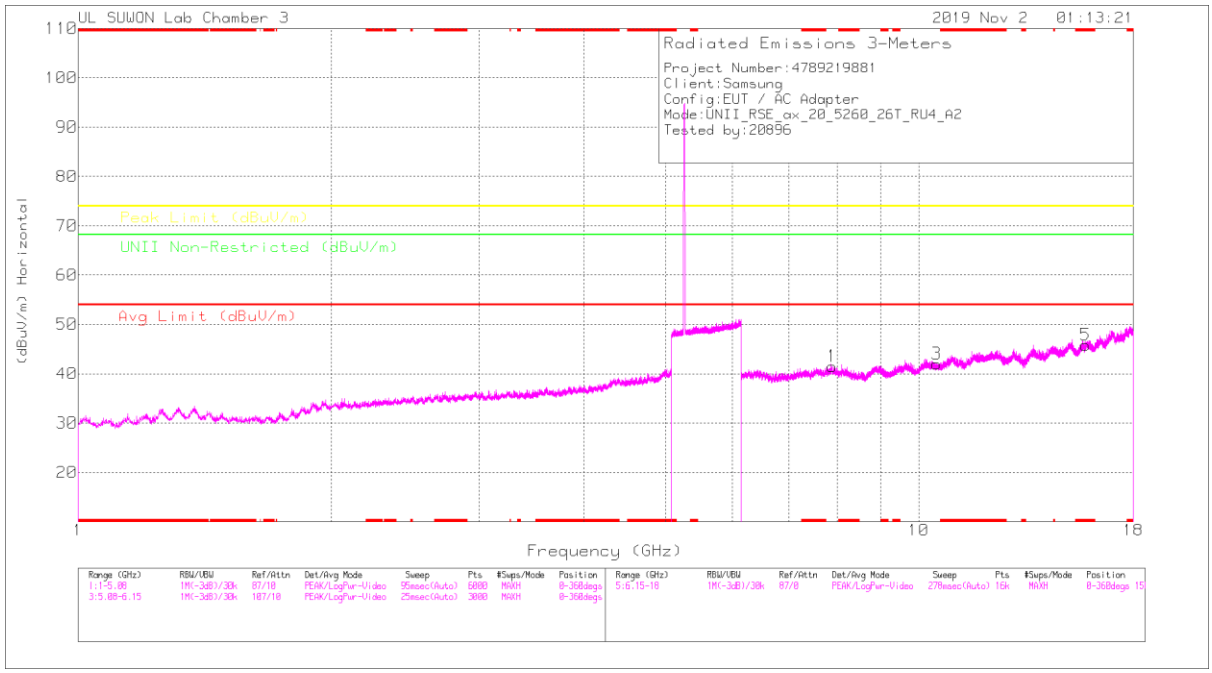

LOW CHANNEL VERTICAL

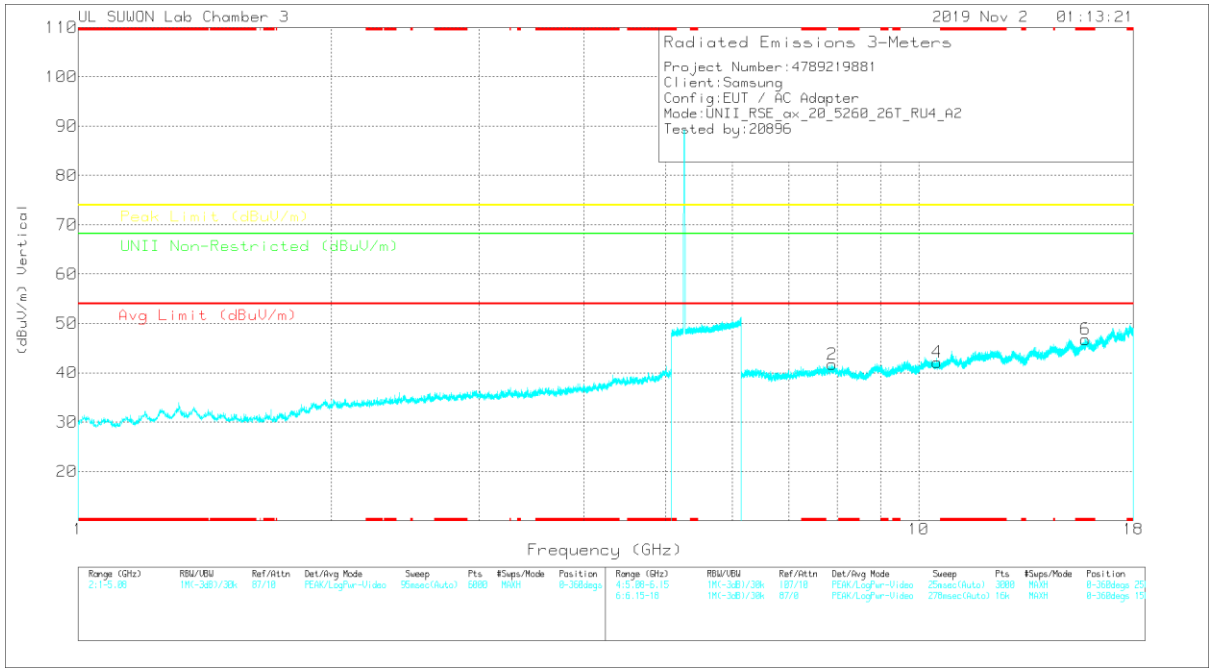

Note: Emission was scanned up to 40GHz; No emissions were detected above the noise floor which was at least 20dB below the specification limit.

UL Korea, Ltd. Confidential
This report shall not be reproduced except in full, without the written approval of UL Korea, Ltd.

LOW CHANNEL DATA

Trace Markers

Marker	Frequency (GHz)	Meter Reading (dBuV)	Det	3117_00205959	6GHz_HP[dB]	DC Corr (dB)	Corrected Reading (dBuV/m)	Avg Limit (dBuV/m)	Margin (dB)	Peak Limit (dBuV/m)	Margin (dB)	UNII Non-Restricted (dBuV/m)	Margin (dB)	Azimuth (Degs)	Height (cm)	Polarity
1	7.88687	27.4	PK	36	-21.9	0	41.5	-	-	-	-	68.2	-26.7	0-360	150	H
3	10.50366	23.31	PK	37.7	-19	0	42.01	-	-	-	-	68.2	-26.19	0-360	250	H
5	* 15.78243	24.33	PK	40.5	-19	0	45.83	-	-	74	-28.17	-	-	0-360	250	H
2	7.89058	27.71	PK	36	-22	0	41.71	-	-	-	-	68.2	-26.49	0-360	150	V
4	10.51551	23.42	PK	37.7	-19	0	42.12	-	-	-	-	68.2	-26.08	0-360	150	V
6	* 15.78687	25.15	PK	40.5	-18.9	0	46.75	-	-	74	-27.25	-	-	0-360	250	V

* - indicates frequency in CFR47 Pt 15 / IC RSS-Restricted Band

PK – Peak Detector

Frequency (GHz)	Meter Reading (dBuV)	Det	3117_00205959	6GHz_HP[dB]	DC Corr (dB)	Corrected Reading (dBuV/m)	Avg Limit (dBuV/m)	Margin (dB)	Peak Limit (dBuV/m)	Margin (dB)	UNII Non-Restricted (dBuV/m)	Margin (dB)	Azimuth (Degs)	Height (cm)	Polarity
7.8871	33.7	PK-U	36	-21.9	0	47.8	-	-	-	-	68.2	-20.4	0	100	H
7.88711	34.26	PK-U	36	-21.9	0	48.36	-	-	-	-	68.2	-19.84	0	100	V
10.5036	30.23	PK-U	37.7	-19	0	48.93	-	-	-	-	68.2	-19.27	0	100	H
10.5039	30.89	PK-U	37.7	-19	0	49.59	-	-	-	-	68.2	-18.61	0	100	V
* 15.78219	31.89	PK-U	40.5	-19	0	53.39	-	-	74	-20.61	-	-	0	100	H
* 15.78233	31.51	PK-U	40.5	-19	0	53.01	-	-	74	-20.99	-	-	0	100	V

* - indicates frequency in CFR47 Pt 15 / IC RSS-Restricted Band

PK-U - U-NII: Maximum Peak

UL Korea, Ltd. Suwon Laboratory FORM ID: FCC_15E(03)
218 Maeyeong-ro, Yeongtong-gu, Suwon-si, Gyeonggi-do, 16675 Korea TEL: (031) 337-9902,FAX: (031) 213-5433

UL Korea, Ltd. Confidential
This report shall not be reproduced except in full, without the written approval of UL Korea, Ltd.

MID CHANNEL HORIZONTAL

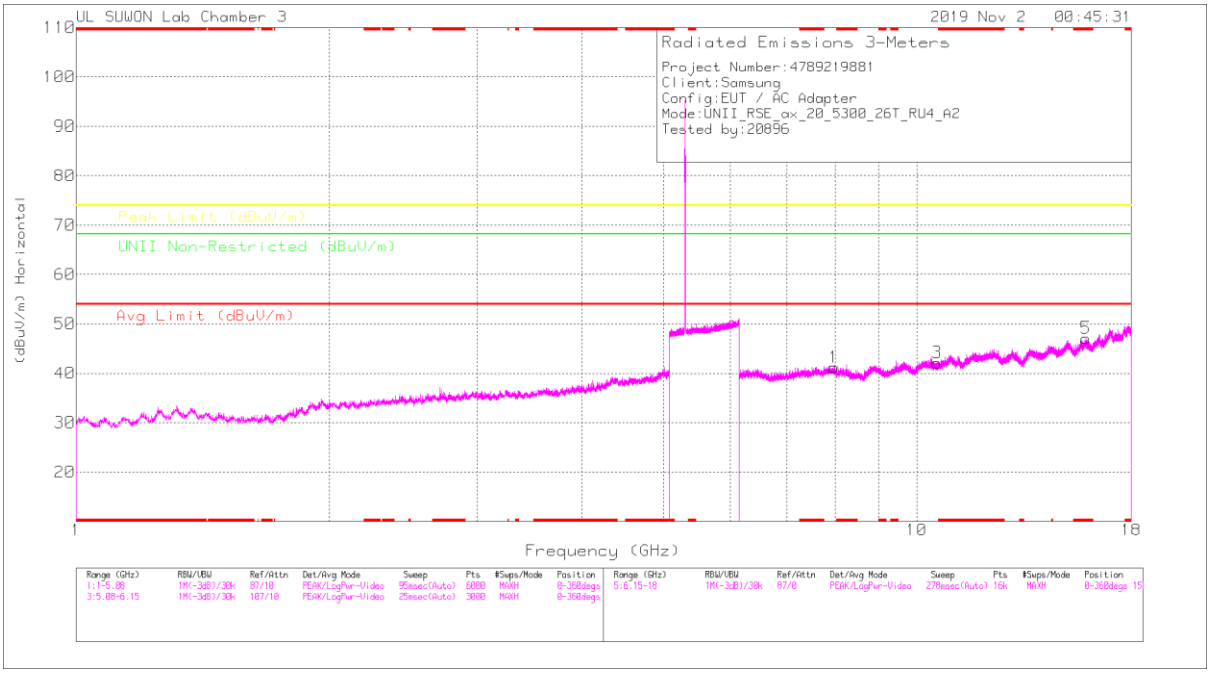

MID CHANNEL VERTICAL

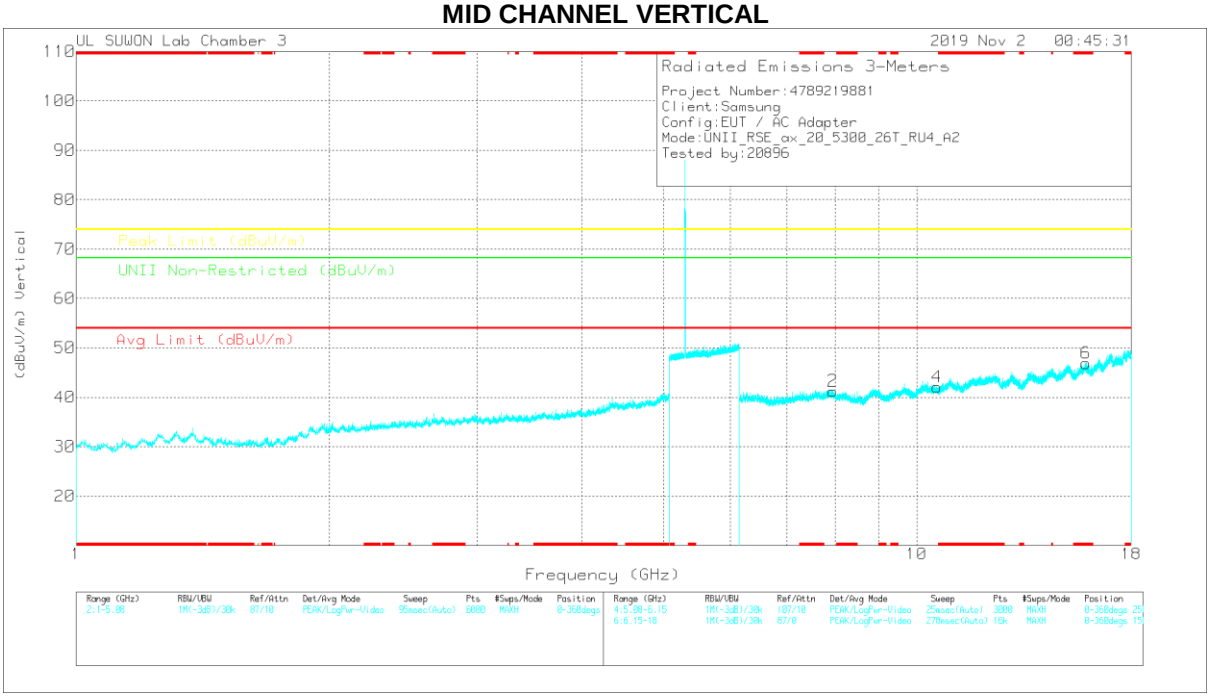

Note: Emission was scanned up to 40GHz; No emissions were detected above the noise floor which was at least 20dB below the specification limit.

UL Korea, Ltd. Confidential
This report shall not be reproduced except in full, without the written approval of UL Korea, Ltd.

MID CHANNEL DATA

Trace Markers

Marker	Frequency (GHz)	Meter Reading (dBuV)	Det	3117_00205959	6GHz_HP[dB]	DC Corr (dB)	Corrected Reading (dBuV/m)	Avg Limit (dBuV/m)	Margin (dB)	Peak Limit (dBuV/m)	Margin (dB)	UNII Non-Restricted (dBuV/m)	Margin (dB)	Azimuth (Degs)	Height (cm)	Polarity
1	7.96538	27.58	PK	36	-22.4	0	41.18	-	-	-	-	68.2	-27.02	0-360	250	H
3	10.56736	23.44	PK	37.8	-19.1	0	42.14	-	-	-	-	68.2	-26.06	0-360	150	H
5	* 15.90019	24.77	PK	40.6	-18.3	0	47.07	-	-	74	-26.93	-	-	0-360	250	H
2	7.94909	27.43	PK	36	-22.2	0	41.23	-	-	-	-	68.2	-26.97	0-360	250	V
4	10.57551	23.37	PK	37.8	-19.1	0	42.07	-	-	-	-	68.2	-26.13	0-360	250	V
6	* 15.89501	24.7	PK	40.6	-18.4	0	46.9	-	-	74	-27.1	-	-	0-360	150	V

* - indicates frequency in CFR47 Pt 15 / IC RSS-Restricted Band
PK – Peak Detector

Radiated Emissions

Frequency (GHz)	Meter Reading (dBuV)	Det	3117_00205959	6GHz_HP[dB]	DC Corr (dB)	Corrected Reading (dBuV/m)	Avg Limit (dBuV/m)	Margin (dB)	Peak Limit (dBuV/m)	Margin (dB)	UNII Non-Restricted (dBuV/m)	Margin (dB)	Azimuth (Degs)	Height (cm)	Polarity
7.96543	34.01	PK-U	36	-22.4	0	47.61	-	-	-	-	68.2	-20.59	0	100	H
7.96516	33.61	PK-U	36	-22.4	0	47.21	-	-	-	-	68.2	-20.99	0	100	V
10.56728	30.55	PK-U	37.8	-19.1	0	49.25	-	-	-	-	68.2	-18.95	0	100	H
10.56728	30.37	PK-U	37.8	-19.1	0	49.07	-	-	-	-	68.2	-19.13	0	100	V
* 15.89995	31.37	PK-U	40.6	-18.3	0	53.67	-	-	74	-20.33	-	-	0	100	H
* 15.89997	31.15	PK-U	40.6	-18.3	0	53.45	-	-	74	-20.55	-	-	0	100	V

* - indicates frequency in CFR47 Pt 15 / IC RSS-Restricted Band
PK-U - U-NII: Maximum Peak

UL Korea, Ltd. Suwon Laboratory FORM ID: FCC_15E(03)
218 Maeyeong-ro, Yeongtong-gu, Suwon-si, Gyeonggi-do, 16675 Korea TEL: (031) 337-9902,FAX: (031) 213-5433
UL Korea, Ltd. Confidential
This report shall not be reproduced except in full, without the written approval of UL Korea, Ltd.

HIGH CHANNEL HORIZONTAL

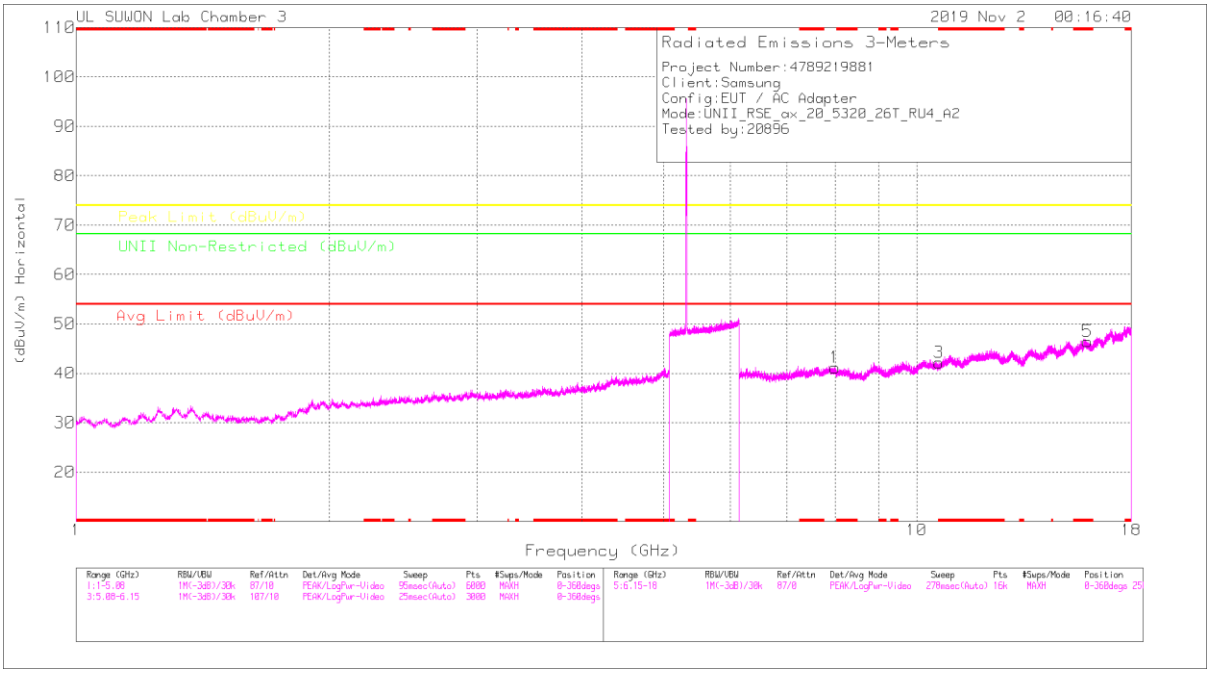

HIGH CHANNEL VERTICAL

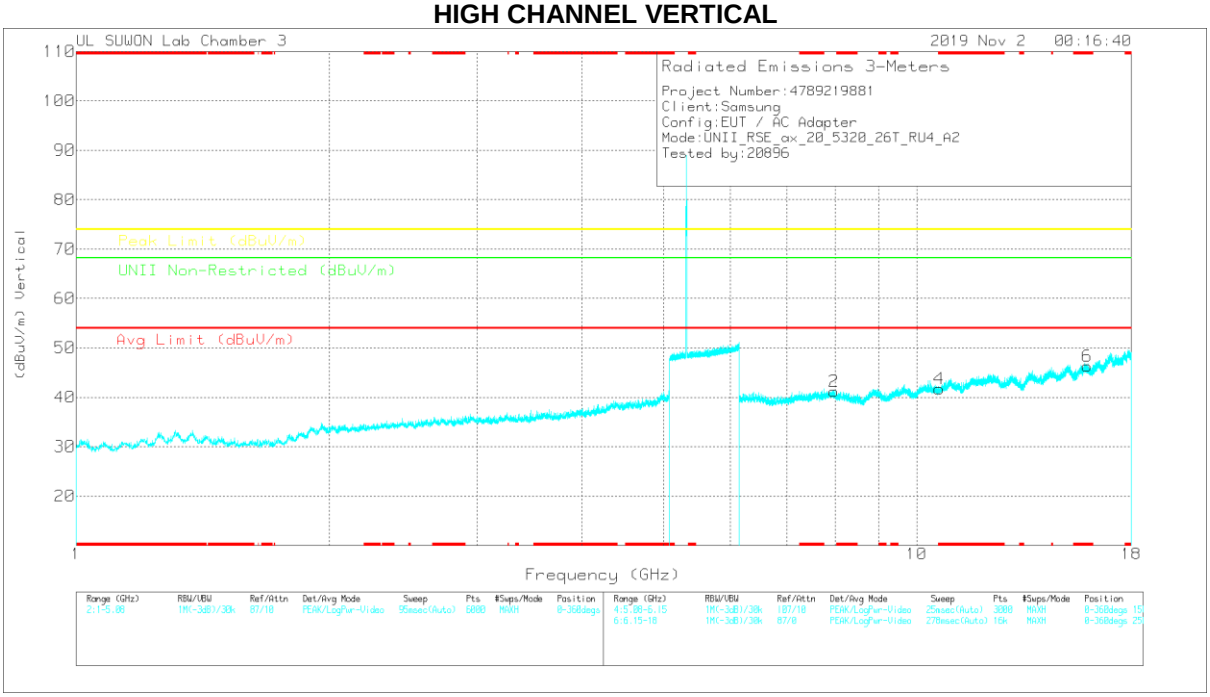

Note: Emission was scanned up to 40GHz; No emissions were detected above the noise floor which was at least 20dB below the specification limit.

UL Korea, Ltd. Confidential
This report shall not be reproduced except in full, without the written approval of UL Korea, Ltd.

HIGH CHANNEL DATA

Trace Markers

Marker	Frequency (GHz)	Meter Reading (dBuV)	Det	3117_00205959	6GHz_HP[dB]	DC Corr (dB)	Corrected Reading (dBuV/m)	Avg Limit (dBuV/m)	Margin (dB)	Peak Limit (dBuV/m)	Margin (dB)	UNII Non-Restricted (dBuV/m)	Margin (dB)	Azimuth (Degs)	Height (cm)	Polarity
1	7.99131	27.36	PK	36.1	-22.3	0	41.16	-	-	-	-	68.2	-27.04	0-360	250	H
3	* 10.62143	23.47	PK	37.8	-19.1	0	42.17	-	-	74	-31.83	-	-	0-360	250	H
5	* 15.96759	24.23	PK	40.7	-18.5	0	46.43	-	-	74	-27.57	-	-	0-360	150	H
2	7.97205	27.6	Pk	36	-22.4	0	41.2	-	-	-	-	68.2	-27	0-360	250	V
4	* 10.63624	23	PK	37.8	-19.1	0	41.7	-	-	74	-32.3	-	-	0-360	250	V
6	* 15.96315	23.97	PK	40.7	-18.4	0	46.27	-	-	74	-27.73	-	-	0-360	250	V

* - indicates frequency in CFR47 Pt 15 / IC RSS-Restricted Band
PK – Peak Detector

Radiated Emissions

Frequency (GHz)	Meter Reading (dBuV)	Det	3117_00205959	6GHz_HP[dB]	DC Corr (dB)	Corrected Reading (dBuV/m)	Avg Limit (dBuV/m)	Margin (dB)	Peak Limit (dBuV/m)	Margin (dB)	UNII Non-Restricted (dBuV/m)	Margin (dB)	Azimuth (Degs)	Height (cm)	Polarity
7.99107	33.99	PK-U	36.1	-22.3	0	47.79	-	-	-	-	68.2	-20.41	0	100	H
7.99107	35.03	PK-U	36.1	-22.3	0	48.83	-	-	-	-	68.2	-19.37	0	100	V
* 10.62138	30.85	PK-U	37.8	-19.1	0	49.55	-	-	74	-24.45	-	-	0	100	H
* 10.62167	30.31	PK-U	37.8	-19.1	0	49.01	-	-	74	-24.99	-	-	0	100	V
* 15.96783	32.38	PK-U	40.7	-18.5	0	54.58	-	-	74	-19.42	-	-	0	100	H
* 15.96748	31.94	PK-U	40.7	-18.5	0	54.14	-	-	74	-19.86	-	-	0	100	V

* - indicates frequency in CFR47 Pt 15 / IC RSS-Restricted Band
PK-U - U-NII: Maximum Peak

UL Korea, Ltd. Suwon Laboratory FORM ID: FCC_15E(03)
218 Maeyeong-ro, Yeongtong-gu, Suwon-si, Gyeonggi-do, 16675 Korea TEL: (031) 337-9902,FAX: (031) 213-5433
UL Korea, Ltd. Confidential
This report shall not be reproduced except in full, without the written approval of UL Korea, Ltd.

HE40 RU mode (ANT_1 / 26T / Low: 9, High: 9)

LOW CHANNEL HORIZONTAL

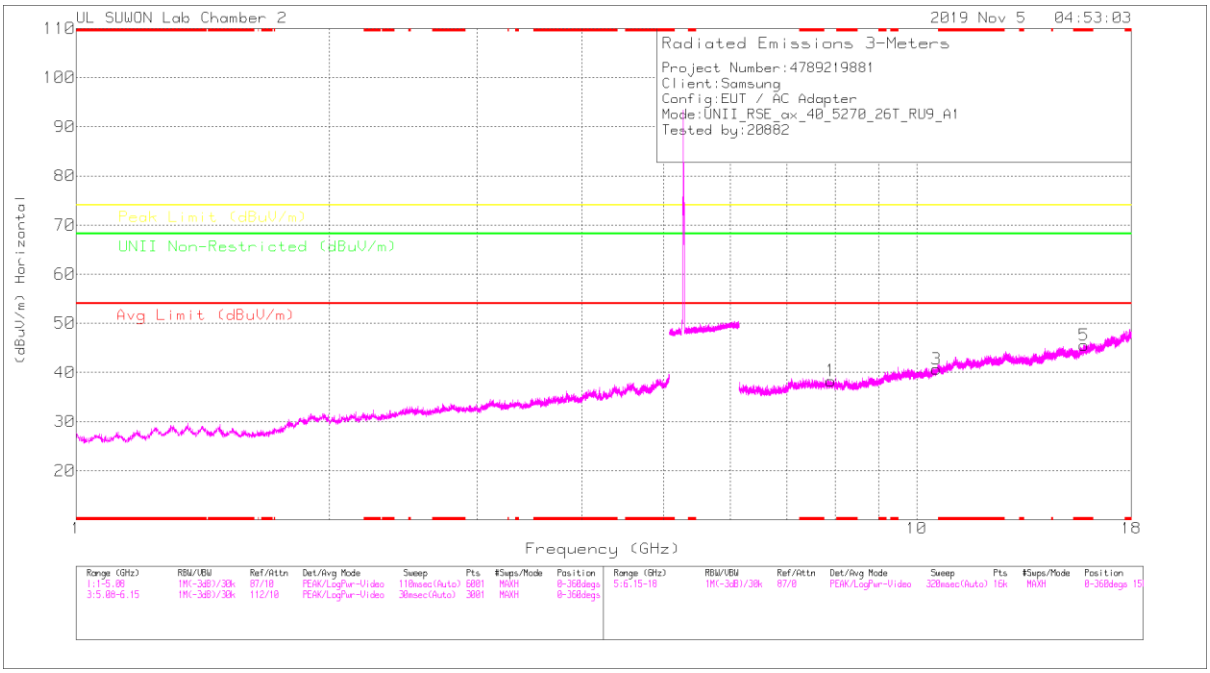

LOW CHANNEL VERTICAL

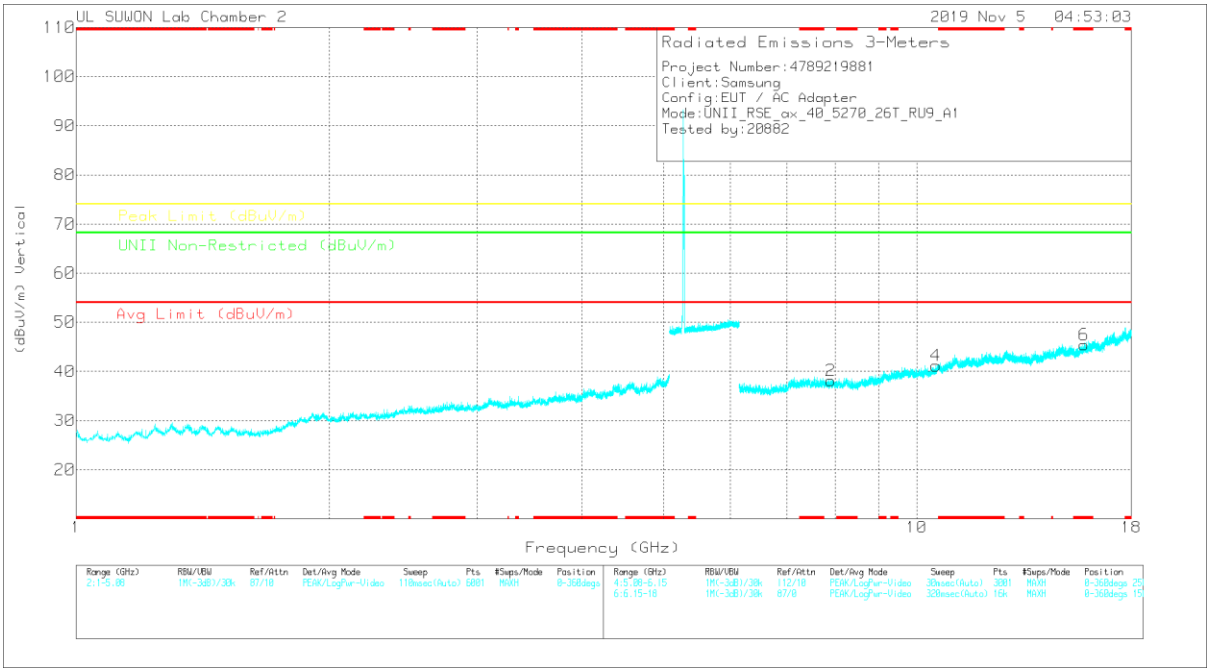

Note: Emission was scanned up to 40GHz; No emissions were detected above the noise floor which was at least 20dB below the specification limit.

UL Korea, Ltd. Confidential
This report shall not be reproduced except in full, without the written approval of UL Korea, Ltd.

LOW CHANNEL DATA

Trace Markers

Marker	Frequency (GHz)	Meter Reading (dBuV)	Det	3117_00168724	6GHz_HP[dB]	DC Corr (dB)	Corrected Reading (dBuV/m)	Avg Limit (dBuV/m)	Margin (dB)	Peak Limit (dBuV/m)	Margin (dB)	UNII Non-Restricted (dBuV/m)	Margin (dB)	Azimuth (Degs)	Height (cm)	Polarity
1	7.90147	26.49	PK	35.9	-24.1	0	38.29	-	-	-	-	68.2	-29.91	0-360	250	H
3	10.55274	22.98	PK	37.8	-20.1	0	40.68	-	-	-	-	68.2	-27.52	0-360	150	H
5	* 15.82566	24.83	PK	40.4	-19.7	0	45.53	-	-	74	-28.47	-	-	0-360	250	H
2	7.90813	26.12	Pk	35.9	-23.9	0	38.12	-	-	-	-	68.2	-30.08	0-360	150	V
4	10.54311	23.65	PK	37.7	-20.2	0	41.15	-	-	-	-	68.2	-27.05	0-360	250	V
6	* 15.80937	24.8	PK	40.4	-19.8	0	45.4	-	-	74	-28.6	-	-	0-360	250	V

* - indicates frequency in CFR47 Pt 15 / IC RSS-Restricted Band
PK – Peak Detector

Radiated Emissions

Frequency (GHz)	Meter Reading (dBuV)	Det	3117_00168724	6GHz_HP[dB]	DC Corr (dB)	Corrected Reading (dBuV/m)	Avg Limit (dBuV/m)	Margin (dB)	Peak Limit (dBuV/m)	Margin (dB)	UNII Non-Restricted (dBuV/m)	Margin (dB)	Azimuth (Degs)	Height (cm)	Polarity
7.90012	36.15	PK-U	35.9	-24.1	0	47.95	-	-	-	-	68.2	-20.25	360	100	H
7.8996	37.32	PK-U	35.9	-24.1	0	49.12	-	-	-	-	68.2	-19.08	360	100	V
10.55213	33.43	PK-U	37.8	-20.1	0	51.13	-	-	-	-	68.2	-17.07	360	100	H
10.55169	33.28	PK-U	37.8	-20.1	0	50.98	-	-	-	-	68.2	-17.22	360	100	V
* 15.82598	34.48	PK-U	40.4	-19.7	0	55.18	-	-	74	-18.82	-	-	360	100	H
* 15.82569	34.97	PK-U	40.4	-19.7	0	55.67	-	-	74	-18.33	-	-	360	100	V

* - indicates frequency in CFR47 Pt 15 / IC RSS-Restricted Band
PK-U - U-NII: Maximum Peak

UL Korea, Ltd. Confidential
This report shall not be reproduced except in full, without the written approval of UL Korea, Ltd.

HIGH CHANNEL HORIZONTAL

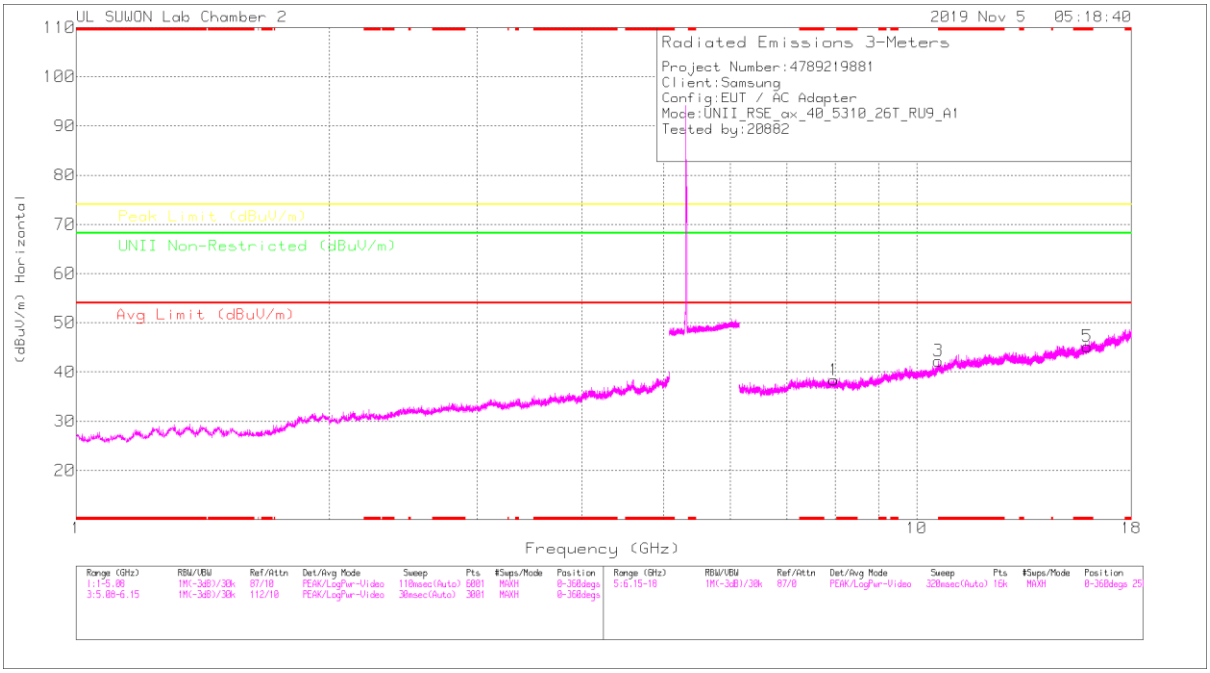

HIGH CHANNEL VERTICAL

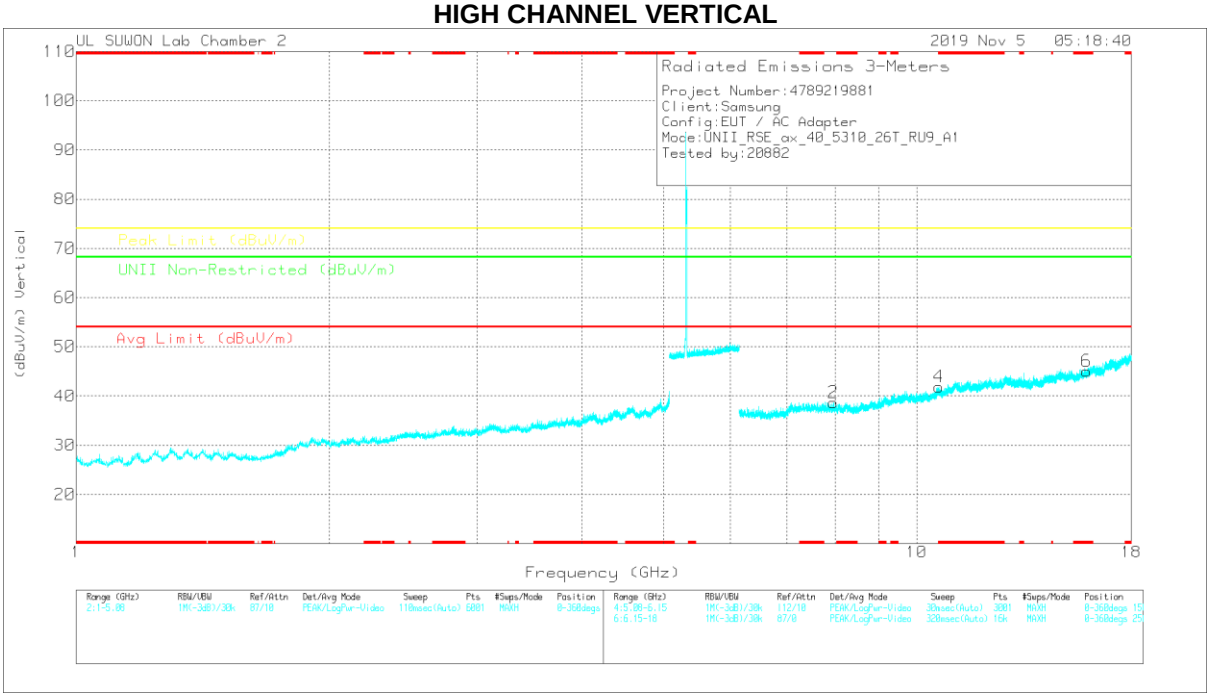

Note: Emission was scanned up to 40GHz; No emissions were detected above the noise floor which was at least 20dB below the specification limit.

UL Korea, Ltd. Confidential
This report shall not be reproduced except in full, without the written approval of UL Korea, Ltd.

HIGH CHANNEL DATA

Trace Markers

Marker	Frequency (GHz)	Meter Reading (dBuV)	Det	3117_00168724	6GHz_HP[dB]	DC Corr (dB)	Corrected Reading (dBuV/m)	Avg Limit (dBuV/m)	Margin (dB)	Peak Limit (dBuV/m)	Margin (dB)	UNII Non-Restricted (dBuV/m)	Margin (dB)	Azimuth (Degs)	Height (cm)	Polarity
1	7.97034	26.15	PK	35.9	-23.7	0	38.35	-	-	-	-	68.2	-29.85	0-360	250	H
3	* 10.60829	23.66	PK	37.8	-19.2	0	42.26	-	-	74	-31.74	-	-	0-360	250	H
5	* 15.94638	24.1	PK	40.5	-19.4	0	45.2	-	-	74	-28.8	-	-	0-360	250	H
2	7.95479	26.36	PK	35.9	-23.6	0	38.66	-	-	-	-	68.2	-29.54	0-360	250	V
4	* 10.62236	23.36	PK	37.8	-19.3	0	41.86	-	-	74	-32.14	-	-	0-360	250	V
6	* 15.93231	23.95	PK	40.5	-19.4	0	45.05	-	-	74	-28.95	-	-	0-360	250	V

* - indicates frequency in CFR47 Pt 15 / IC RSS-Restricted Band
PK – Peak Detector

Radiated Emissions

Frequency (GHz)	Meter Reading (dBuV)	Det	3117_00168724	6GHz_HP[dB]	DC Corr (dB)	Corrected Reading (dBuV/m)	Avg Limit (dBuV/m)	Margin (dB)	Peak Limit (dBuV/m)	Margin (dB)	UNII Non-Restricted (dBuV/m)	Margin (dB)	Azimuth (Degs)	Height (cm)	Polarity
7.96883	36.09	PK-U	35.9	-23.7	0	48.29	-	-	-	-	68.2	-19.91	360	100	H
7.96854	36.11	PK-U	35.9	-23.7	0	48.31	-	-	-	-	68.2	-19.89	360	100	V
* 10.60804	33.88	PK-U	37.8	-19.2	0	52.48	-	-	74	-21.52	-	-	360	100	H
* 10.60725	32.86	PK-U	37.8	-19.2	0	51.46	-	-	74	-22.54	-	-	360	100	V
* 15.94459	34.27	PK-U	40.5	-19.5	0	55.27	-	-	74	-18.73	-	-	360	100	H
* 15.94579	34.72	PK-U	40.5	-19.4	0	55.82	-	-	74	-18.18	-	-	360	100	V

* - indicates frequency in CFR47 Pt 15 / IC RSS-Restricted Band
PK-U - U-NII: Maximum Peak

UL Korea, Ltd. Suwon Laboratory FORM ID: FCC_15E(03)
218 Maeyeong-ro, Yeongtong-gu, Suwon-si, Gyeonggi-do, 16675 Korea TEL: (031) 337-9902,FAX: (031) 213-5433
UL Korea, Ltd. Confidential
This report shall not be reproduced except in full, without the written approval of UL Korea, Ltd.

HE40 RU mode (ANT_2 / 26T / Low: 9, High: 17)

LOW CHANNEL HORIZONTAL

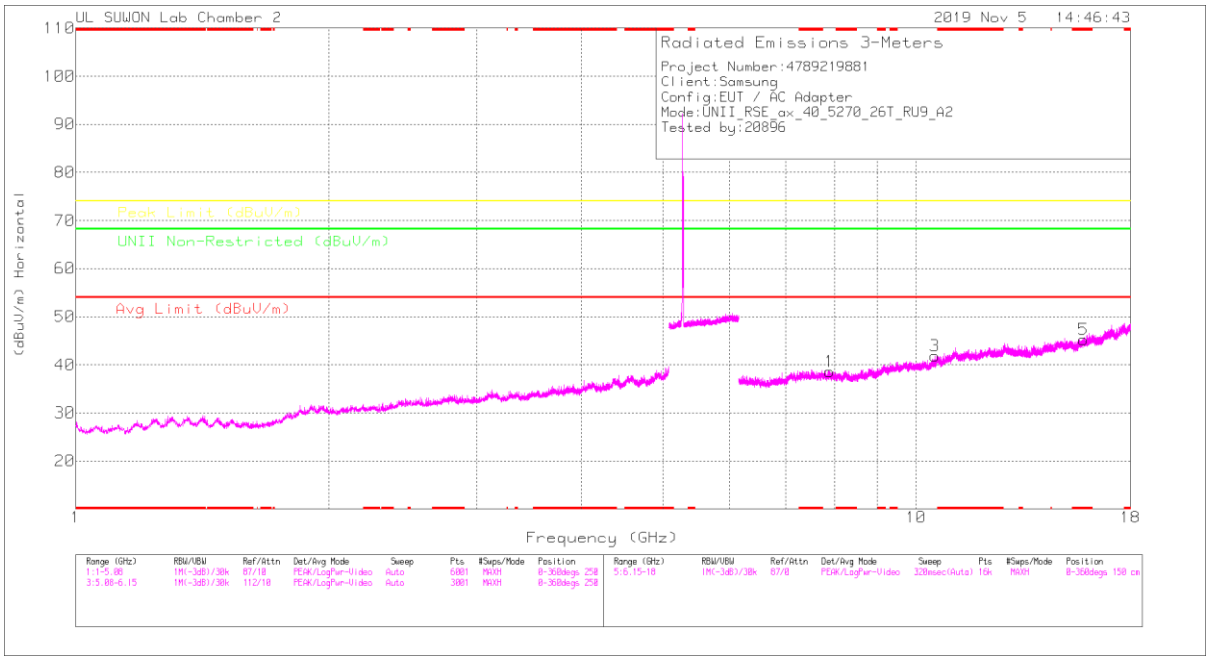

LOW CHANNEL VERTICAL

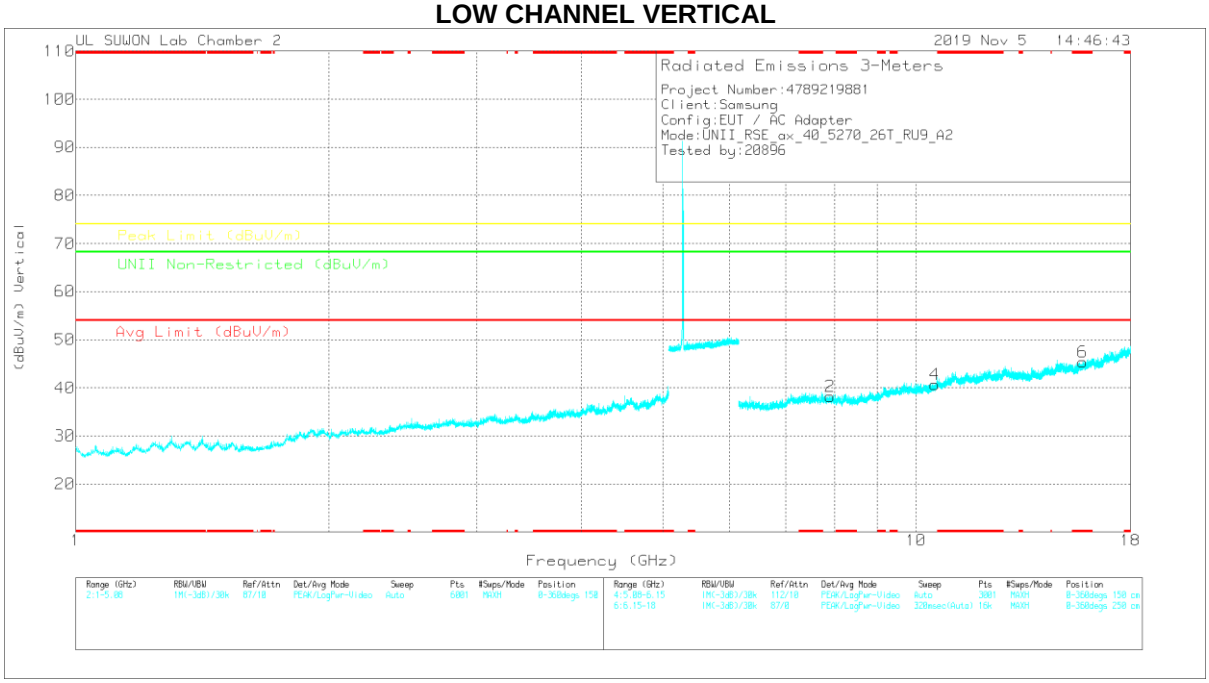

Note: Emission was scanned up to 40GHz; No emissions were detected above the noise floor which was at least 20dB below the specification limit.

UL Korea, Ltd. Confidential
This report shall not be reproduced except in full, without the written approval of UL Korea, Ltd.

LOW CHANNEL DATA

Trace Markers

Marker	Frequency (GHz)	Meter Reading (dBuV)	Det	3117_00168724	6GHz_HP[dB]	DC Corr (dB)	Corrected Reading (dBuV/m)	Avg Limit (dBuV/m)	Margin (dB)	Peak Limit (dBuV/m)	Margin (dB)	UNII Non-Restricted (dBuV/m)	Margin (dB)	Azimuth (Degs)	Height (cm)	Polarity
1	7.8948	26.85	PK	35.9	-24.1	0	38.65	-	-	-	-	68.2	-29.55	0-360	250	H
3	10.5283	24.5	PK	37.7	-20.3	0	41.9	-	-	-	-	68.2	-26.3	0-360	250	H
5	* 15.81752	24.47	PK	40.4	-19.6	0	45.27	-	-	74	-28.73	-	-	0-360	250	H
2	7.90295	26.44	PK	35.9	-24.1	0	38.24	-	-	-	-	68.2	-29.96	0-360	150	V
4	10.5341	23.2	PK	37.7	-20.2	0	40.7	-	-	-	-	68.2	-27.5	0-360	150	V
6	* 15.79678	24.83	PK	40.3	-19.8	0	45.33	-	-	74	-28.67	-	-	0-360	150	V

* - indicates frequency in CFR47 Pt 15 / IC RSS-Restricted Band
PK – Peak Detector

Radiated Emissions

Frequency (GHz)	Meter Reading (dBuV)	Det	3117_00168724	6GHz_HP[dB]	DC Corr (dB)	Corrected Reading (dBuV/m)	Avg Limit (dBuV/m)	Margin (dB)	Peak Limit (dBuV/m)	Margin (dB)	UNII Non-Restricted (dBuV/m)	Margin (dB)	Azimuth (Degs)	Height (cm)	Polarity
7.8947	37.03	PK-U	35.9	-24.1	0	48.83	-	-	-	-	68.2	-19.37	360	100	H
7.89558	36.68	PK-U	35.9	-24.1	0	48.48	-	-	-	-	68.2	-19.72	360	100	V
10.52692	32.93	PK-U	37.7	-20.3	0	50.33	-	-	-	-	68.2	-17.87	360	100	H
10.5282	33.03	PK-U	37.7	-20.3	0	50.43	-	-	-	-	68.2	-17.77	360	100	V
* 15.81791	34.64	PK-U	40.4	-19.6	0	55.44	-	-	74	-18.56	-	-	360	100	H
* 15.81722	34.41	PK-U	40.4	-19.7	0	55.11	-	-	74	-18.89	-	-	360	100	V

* - indicates frequency in CFR47 Pt 15 / IC RSS-Restricted Band
PK-U - U-NII: Maximum Peak

UL Korea, Ltd. Confidential
This report shall not be reproduced except in full, without the written approval of UL Korea, Ltd.

HIGH CHANNEL HORIZONTAL

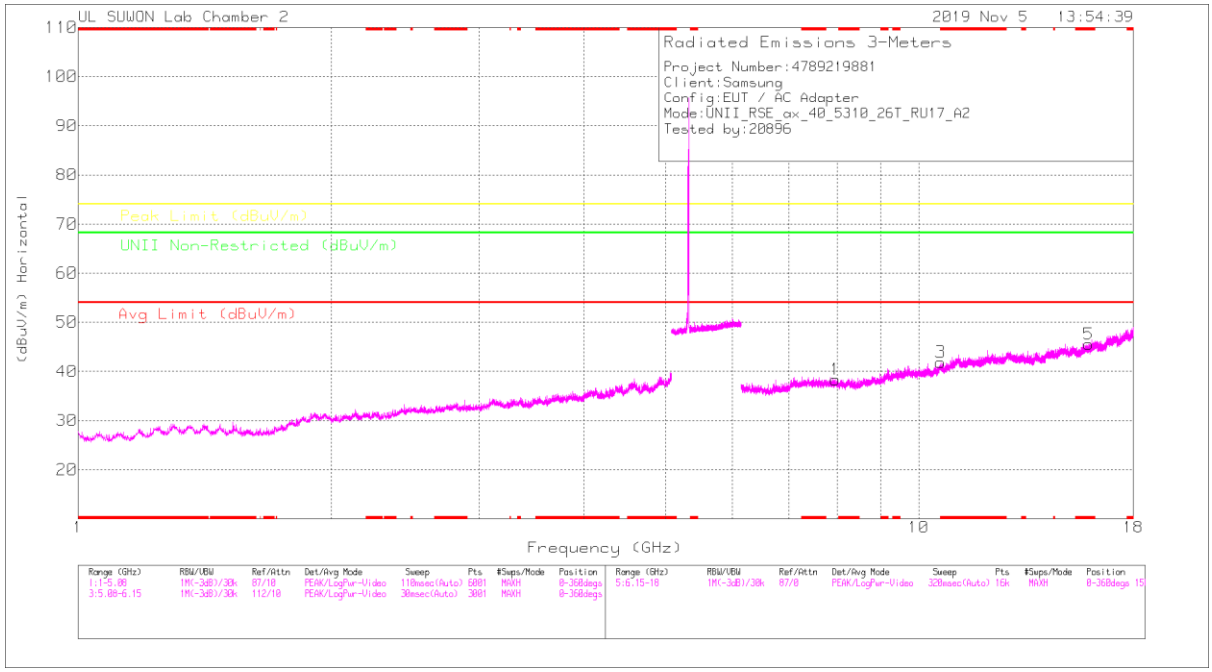

HIGH CHANNEL VERTICAL

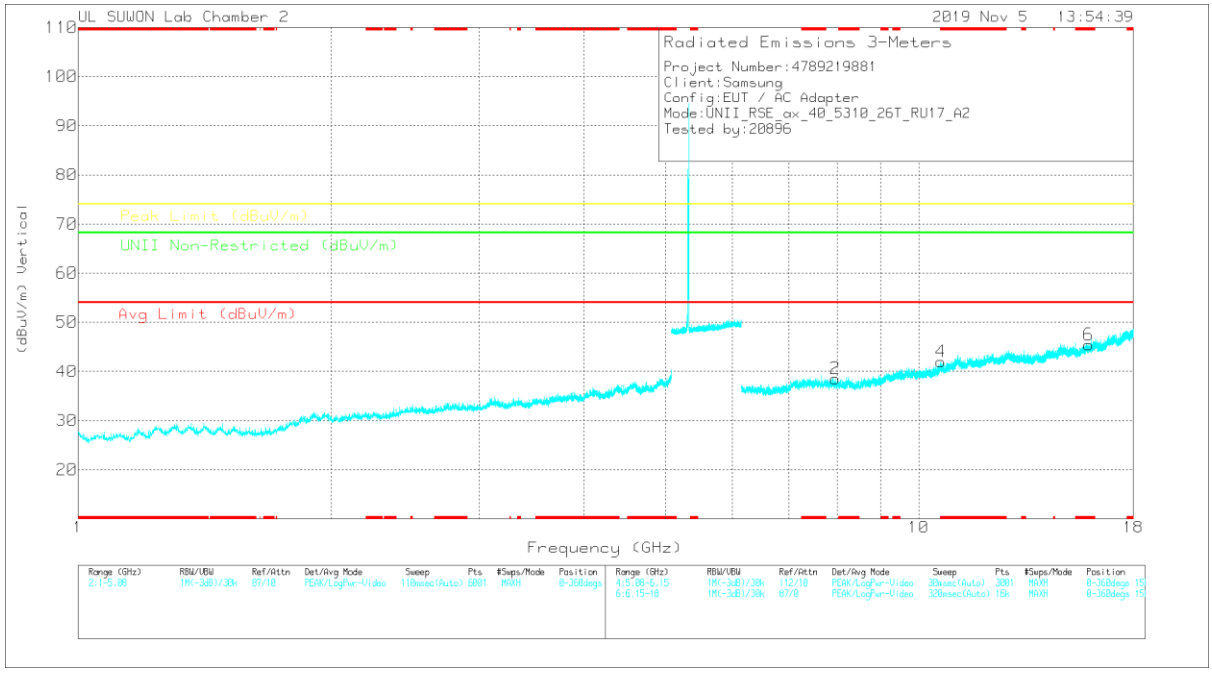

Note: Emission was scanned up to 40GHz; No emissions were detected above the noise floor which was at least 20dB below the specification limit.

UL Korea, Ltd. Confidential
This report shall not be reproduced except in full, without the written approval of UL Korea, Ltd.

HIGH CHANNEL DATA

Trace Markers

Marker	Frequency (GHz)	Meter Reading (dBuV)	Det	3117_00168724	6GHz_HP[dB]	DC Corr (dB)	Corrected Reading (dBuV/m)	Avg Limit (dBuV/m)	Margin (dB)	Peak Limit (dBuV/m)	Margin (dB)	UNII Non-Restricted (dBuV/m)	Margin (dB)	Azimuth (Degs)	Height (cm)	Polarity
1	7.95479	26.04	PK	35.9	-23.6	0	38.34	-	-	-	-	68.2	-29.86	0-360	150	H
3	* 10.61939	23.37	PK	37.8	-19.3	0	41.87	-	-	74	-32.13	-	-	0-360	250	H
5	* 15.92712	24.34	PK	40.5	-19.3	0	45.54	-	-	74	-28.46	-	-	0-360	250	H
2	7.95479	26.24	PK	35.9	-23.6	0	38.54	-	-	-	-	68.2	-29.66	0-360	250	V
4	* 10.62384	23.58	PK	37.8	-19.4	0	41.98	-	-	74	-32.02	-	-	0-360	150	V
6	* 15.92712	24.22	PK	40.5	-19.3	0	45.42	-	-	74	-28.58	-	-	0-360	250	V

* - indicates frequency in CFR47 Pt 15 / IC RSS-Restricted Band
PK – Peak Detector

Radiated Emissions

Frequency (GHz)	Meter Reading (dBuV)	Det	3117_00168724	6GHz_HP[dB]	DC Corr (dB)	Corrected Reading (dBuV/m)	Avg Limit (dBuV/m)	Margin (dB)	Peak Limit (dBuV/m)	Margin (dB)	UNII Non-Restricted (dBuV/m)	Margin (dB)	Azimuth (Degs)	Height (cm)	Polarity
7.95513	36.32	PK-U	35.9	-23.6	0	48.62	-	-	-	-	68.2	-19.58	360	100	H
7.95624	36.3	PK-U	35.9	-23.6	0	48.6	-	-	-	-	68.2	-19.6	360	100	V
* 10.61815	33.11	PK-U	37.8	-19.3	0	51.61	-	-	74	-22.39	-	-	360	100	H
* 10.62025	32.52	PK-U	37.8	-19.3	0	51.02	-	-	74	-22.98	-	-	360	100	V
* 15.92619	34.26	PK-U	40.5	-19.3	0	55.46	-	-	74	-18.54	-	-	360	100	H
* 15.92769	34.4	PK-U	40.5	-19.3	0	55.6	-	-	74	-18.4	-	-	360	100	V

* - indicates frequency in CFR47 Pt 15 / IC RSS-Restricted Band
PK-U - U-NII: Maximum Peak

UL Korea, Ltd. Confidential
This report shall not be reproduced except in full, without the written approval of UL Korea, Ltd.

HE80 RU mode (ANT_1 / 26T / Mid: 18)

MID CHANNEL HORIZONTAL

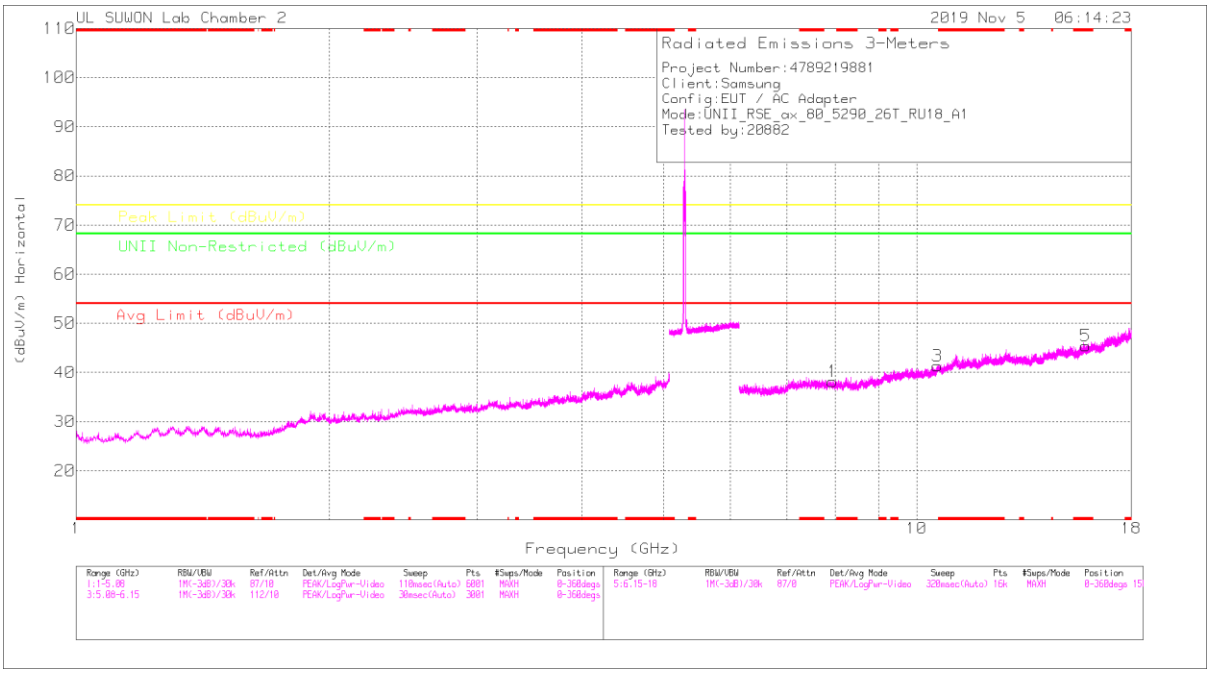

MID CHANNEL VERTICAL

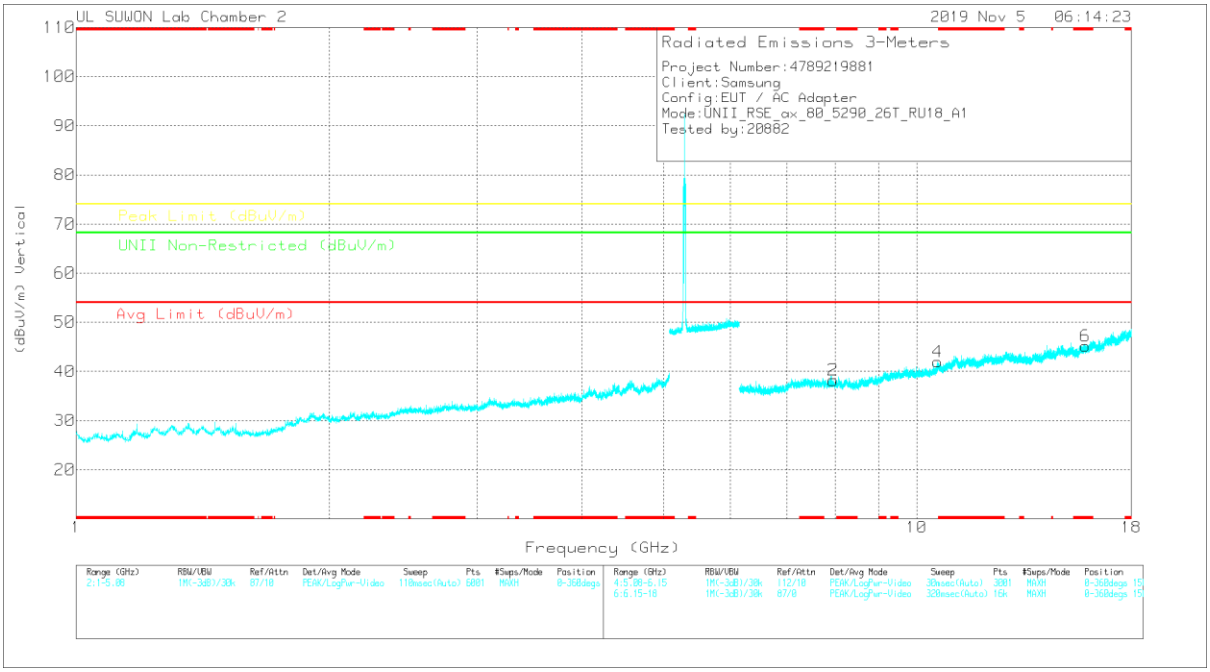

Note: Emission was scanned up to 40GHz; No emissions were detected above the noise floor which was at least 20dB below the specification limit.

UL Korea, Ltd. Confidential
This report shall not be reproduced except in full, without the written approval of UL Korea, Ltd.

MID CHANNEL DATA

Trace Markers

Marker	Frequency (GHz)	Meter Reading (dBuV)	Det	3117_00168724	6GHz_HP[dB]	DC Corr (dB)	Corrected Reading (dBuV/m)	Avg Limit (dBuV/m)	Margin (dB)	Peak Limit (dBuV/m)	Margin (dB)	UNII Non-Restricted (dBuV/m)	Margin (dB)	Azimuth (Degs)	Height (cm)	Polarity
1	7.9385	25.93	PK	35.9	-23.7	0	38.13	-	-	-	-	68.2	-30.07	0-360	150	H
3	10.58014	22.99	PK	37.8	-19.5	0	41.29	-	-	-	-	68.2	-26.91	0-360	150	H
5	* 15.88639	24.49	PK	40.5	-19.6	0	45.39	-	-	74	-28.61	-	-	0-360	250	H
2	7.95183	25.89	Pk	35.9	-23.6	0	38.19	-	-	-	-	68.2	-30.01	0-360	250	V
4	10.58533	23.53	PK	37.8	-19.4	0	41.93	-	-	-	-	68.2	-26.27	0-360	250	V
6	* 15.87899	24.23	PK	40.5	-19.6	0	45.13	-	-	74	-28.87	-	-	0-360	250	V

* - indicates frequency in CFR47 Pt 15 / IC RSS-Restricted Band
PK – Peak Detector

Radiated Emissions

Frequency (GHz)	Meter Reading (dBuV)	Det	3117_00168724	6GHz_HP[dB]	DC Corr (dB)	Corrected Reading (dBuV/m)	Avg Limit (dBuV/m)	Margin (dB)	Peak Limit (dBuV/m)	Margin (dB)	UNII Non-Restricted (dBuV/m)	Margin (dB)	Azimuth (Degs)	Height (cm)	Polarity
7.93675	35.97	PK-U	35.9	-23.7	0	48.17	-	-	-	-	68.2	-20.03	360	100	H
7.93669	36.14	PK-U	35.9	-23.7	0	48.34	-	-	-	-	68.2	-19.86	360	100	V
10.57958	32.79	PK-U	37.8	-19.6	0	50.99	-	-	-	-	68.2	-17.21	360	100	H
10.57857	32.94	PK-U	37.8	-19.5	0	51.24	-	-	-	-	68.2	-16.96	360	100	V
* 15.88533	34.12	PK-U	40.5	-19.6	0	55.02	-	-	74	-18.98	-	-	360	100	H
* 15.88569	34.49	PK-U	40.5	-19.6	0	55.39	-	-	74	-18.61	-	-	360	100	V

* - indicates frequency in CFR47 Pt 15 / IC RSS-Restricted Band
PK-U - U-NII: Maximum Peak

UL Korea, Ltd. Suwon Laboratory FORM ID: FCC_15E(03)
218 Maeyeong-ro, Yeongtong-gu, Suwon-si, Gyeonggi-do, 16675 Korea TEL: (031) 337-9902,FAX: (031) 213-5433
UL Korea, Ltd. Confidential
This report shall not be reproduced except in full, without the written approval of UL Korea, Ltd.

HE80 RU mode (ANT_2 / 26T / Mid: 18)

MID CHANNEL HORIZONTAL

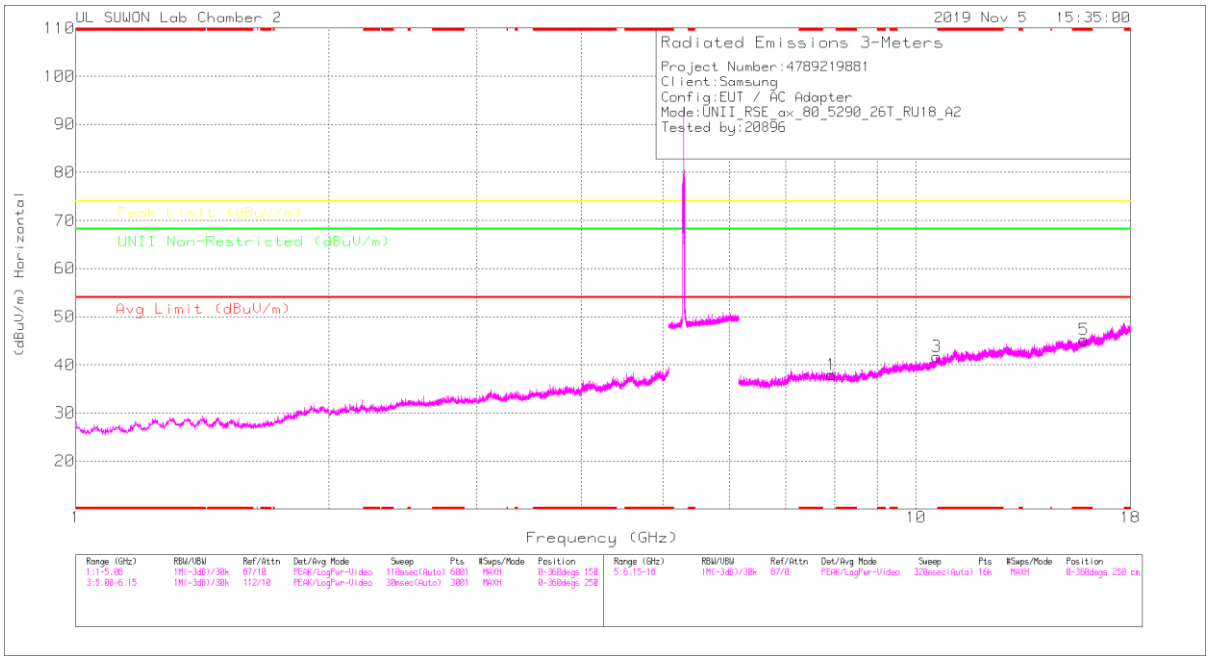

MID CHANNEL VERTICAL

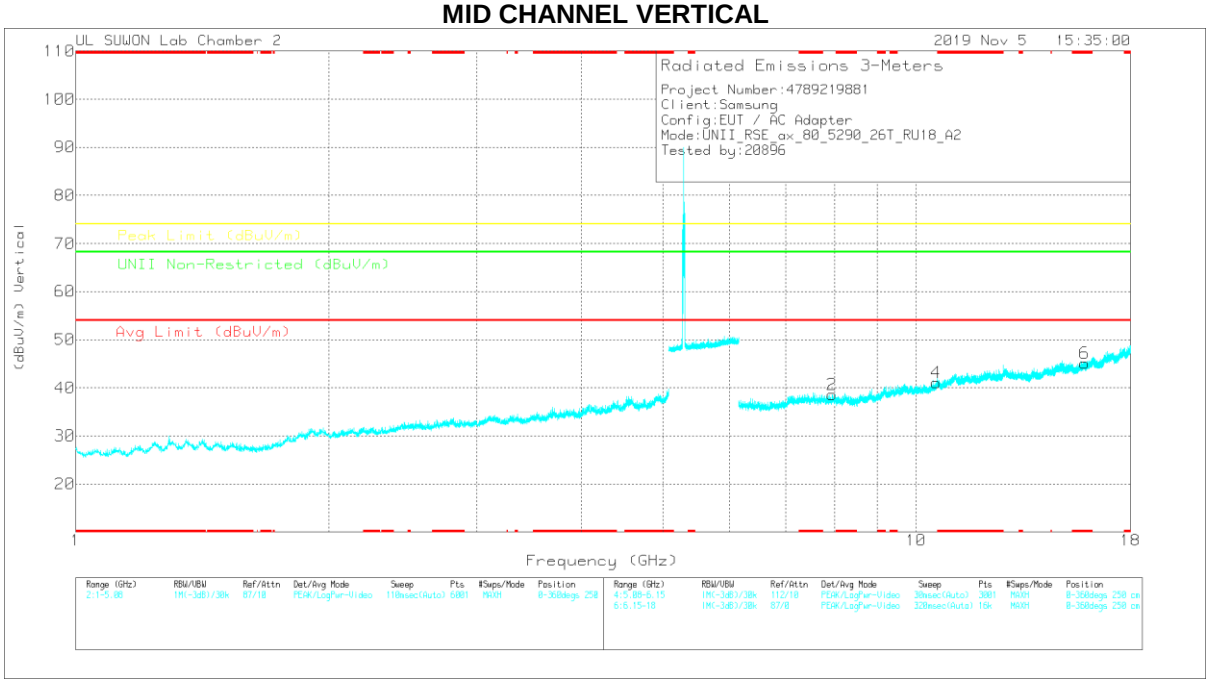

Note: Emission was scanned up to 40GHz; No emissions were detected above the noise floor which was at least 20dB below the specification limit.

UL Korea, Ltd. Confidential
This report shall not be reproduced except in full, without the written approval of UL Korea, Ltd.

MID CHANNEL DATA

Trace Markers

Marker	Frequency (GHz)	Meter Reading (dBuV)	Det	3117_00168724	6GHz_HP[dB]	DC Corr (dB)	Corrected Reading (dBuV/m)	Avg Limit (dBuV/m)	Margin (dB)	Peak Limit (dBuV/m)	Margin (dB)	UNII Non-Restricted (dBuV/m)	Margin (dB)	Azimuth (Degs)	Height (cm)	Polarity
1	7.93924	25.75	PK	35.9	-23.7	0	37.95	-	-	-	-	68.2	-30.25	0-360	150	H
3	10.58755	23.36	PK	37.8	-19.4	0	41.76	-	-	-	-	68.2	-26.44	0-360	150	H
5	* 15.85307	24.57	PK	40.4	-19.7	0	45.27	-	-	74	-28.73	-	-	0-360	150	H
2	7.94368	26.38	PK	35.9	-23.7	0	38.58	-	-	-	-	68.2	-29.62	0-360	250	V
4	10.57126	22.92	PK	37.8	-19.7	0	41.02	-	-	-	-	68.2	-27.18	0-360	250	V
6	* 15.86862	24.37	PK	40.4	-19.7	0	45.07	-	-	74	-28.93	-	-	0-360	150	V

* - indicates frequency in CFR47 Pt 15 / IC RSS-Restricted Band
PK – Peak Detector

Frequency (GHz)	Meter Reading (dBuV)	Det	3117_00168724	6GHz_HP[dB]	DC Corr (dB)	Corrected Reading (dBuV/m)	Avg Limit (dBuV/m)	Margin (dB)	Peak Limit (dBuV/m)	Margin (dB)	UNII Non-Restricted (dBuV/m)	Margin (dB)	Azimuth (Degs)	Height (cm)	Polarity
7.94108	36.41	PK-U	35.9	-23.7	0	48.61	-	-	-	-	68.2	-19.59	360	100	H
7.93806	35.96	PK-U	35.9	-23.7	0	48.16	-	-	-	-	68.2	-20.04	360	100	V
10.5867	32.74	PK-U	37.8	-19.4	0	51.14	-	-	-	-	68.2	-17.06	360	100	H
10.58815	32.58	PK-U	37.8	-19.4	0	50.98	-	-	-	-	68.2	-17.22	360	100	V
* 15.85177	34.4	PK-U	40.4	-19.8	0	55	-	-	74	-19	-	-	360	100	H
* 15.85446	34.18	PK-U	40.4	-19.7	0	54.88	-	-	74	-19.12	-	-	360	100	V

* - indicates frequency in CFR47 Pt 15 / IC RSS-Restricted Band
PK-U - U-NII: Maximum Peak

UL Korea, Ltd. Suwon Laboratory FORM ID: FCC_15E(03)
218 Maeyeong-ro, Yeongtong-gu, Suwon-si, Gyeonggi-do, 16675 Korea TEL: (031) 337-9902,FAX: (031) 213-5433
UL Korea, Ltd. Confidential
This report shall not be reproduced except in full, without the written approval of UL Korea, Ltd.

11.1.5. RESTRICTED BAND-EDGE_5.5GHz BAND LOW CHANNEL

HE20 SU mode (ANT_1)

HORIZONTAL PEAK AND AVERAGE PLOT

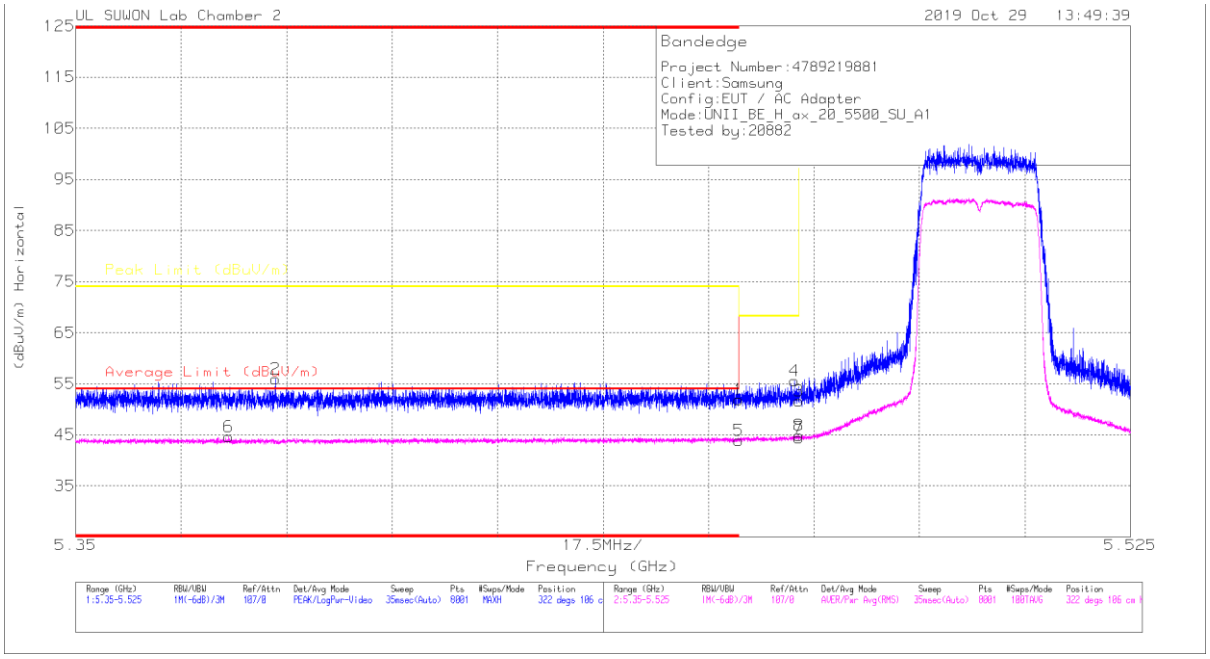

HORIZONTAL DATA

Trace Markers

Marker	Frequency (GHz)	Meter Reading (dBuV)	Det	3117_00168724	10dB_ATT[dB]	DC Corr (dB)	Corrected Reading (dBuV/m)	Average Limit (dBuV/m)	Margin (dB)	Peak Limit (dBuV/m)	PK Margin (dB)	Azimuth (Degs)	Height (cm)	Polarity
1	* 5.45999	35.42	Pk	34.6	-18.1	0	51.92	-	-	74	-22.08	322	106	H
2	* 5.38318	39.57	Pk	34.5	-18.2	0	55.87	-	-	74	-18.13	322	106	H
3	5.46998	35.17	Pk	34.6	-18.1	0	51.67	-	-	68.2	-16.53	322	106	H
4	5.46924	39.1	Pk	34.6	-18.1	0	55.6	-	-	68.2	-12.6	322	106	H
5	* 5.45999	26.95	RMS	34.6	-18.1	.39	43.84	54	-10.16	-	-	322	106	H
6	* 5.37533	27.98	RMS	34.5	-18.2	.39	44.67	54	-9.33	-	-	322	106	H
7	5.46998	27.52	RMS	34.6	-18.1	.39	44.41	-	-	-	-	322	106	H
8	5.46996	28.01	RMS	34.6	-18.1	.39	44.9	-	-	-	-	322	106	H

* - indicates frequency in CFR47 Pt 15 / IC RSS-Restricted Band
Pk - Peak detector
RMS - RMS detection

UL Korea, Ltd. Confidential
This report shall not be reproduced except in full, without the written approval of UL Korea, Ltd.

VERTICAL PEAK AND AVERAGE PLOT

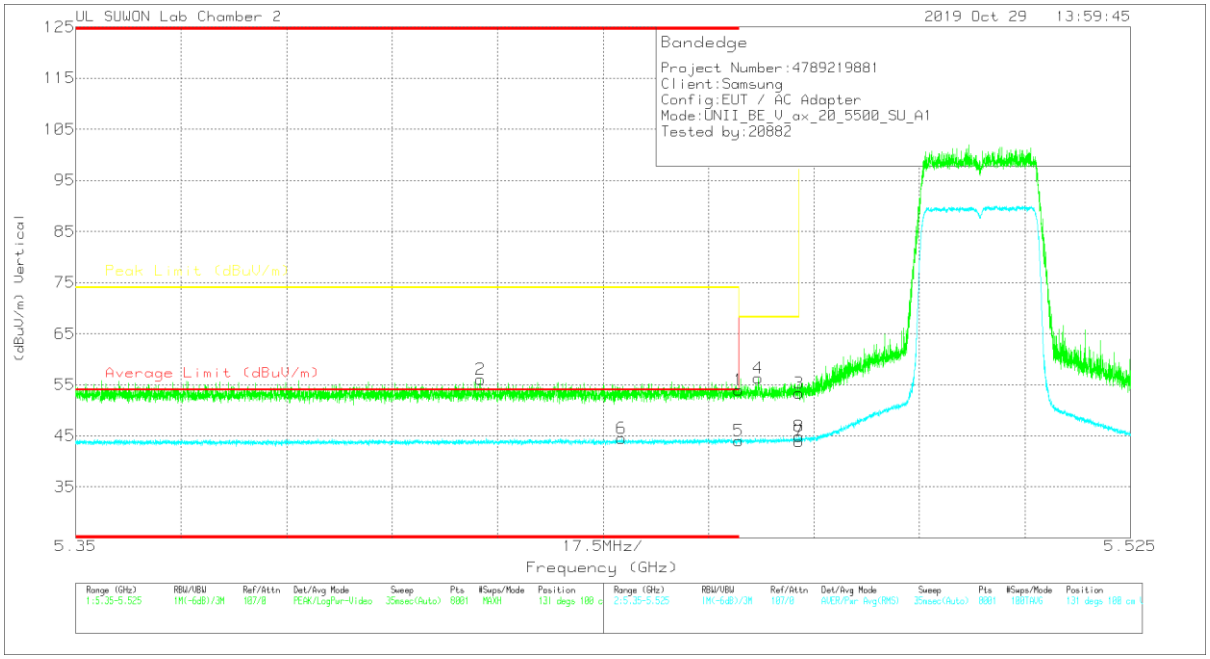

VERTICAL DATA

Trace Markers

Marker	Frequency (GHz)	Meter Reading (dBuV)	Det	3117_00168724	10dB_ATT[dB]	DC Corr (dB)	Corrected Reading (dBuV/m)	Average Limit (dBuV/m)	Margin (dB)	Peak Limit (dBuV/m)	PK Margin (dB)	Azimuth (Degs)	Height (cm)	Polarity
1	* 5.45999	37.51	Pk	34.6	-18.1	0	54.01	-	-	74	-19.99	131	100	V
2	* 5.4172	39.69	Pk	34.5	-18.2	0	55.99	-	-	74	-18.01	131	100	V
3	5.46998	36.86	Pk	34.6	-18.1	0	53.36	-	-	68.2	-14.84	131	100	V
4	5.46325	39.83	Pk	34.6	-18.1	0	56.33	-	-	68.2	-11.87	131	100	V
5	* 5.45999	27.09	RMS	34.6	-18.1	.39	43.98	54	-10.02	-	-	131	100	V
6	* 5.44056	27.77	RMS	34.5	-18.1	.39	44.56	54	-9.44	-	-	131	100	V
7	5.46998	27.01	RMS	34.6	-18.1	.39	43.9	-	-	-	-	131	100	V
8	5.46996	27.93	RMS	34.6	-18.1	.39	44.82	-	-	-	-	131	100	V

* - indicates frequency in CFR47 Pt 15 / IC RSS-Restricted Band
Pk - Peak detector
RMS - RMS detection

UL Korea, Ltd. Confidential
This report shall not be reproduced except in full, without the written approval of UL Korea, Ltd.

HE20 SU mode (ANT_2)

HORIZONTAL PEAK AND AVERAGE PLOT

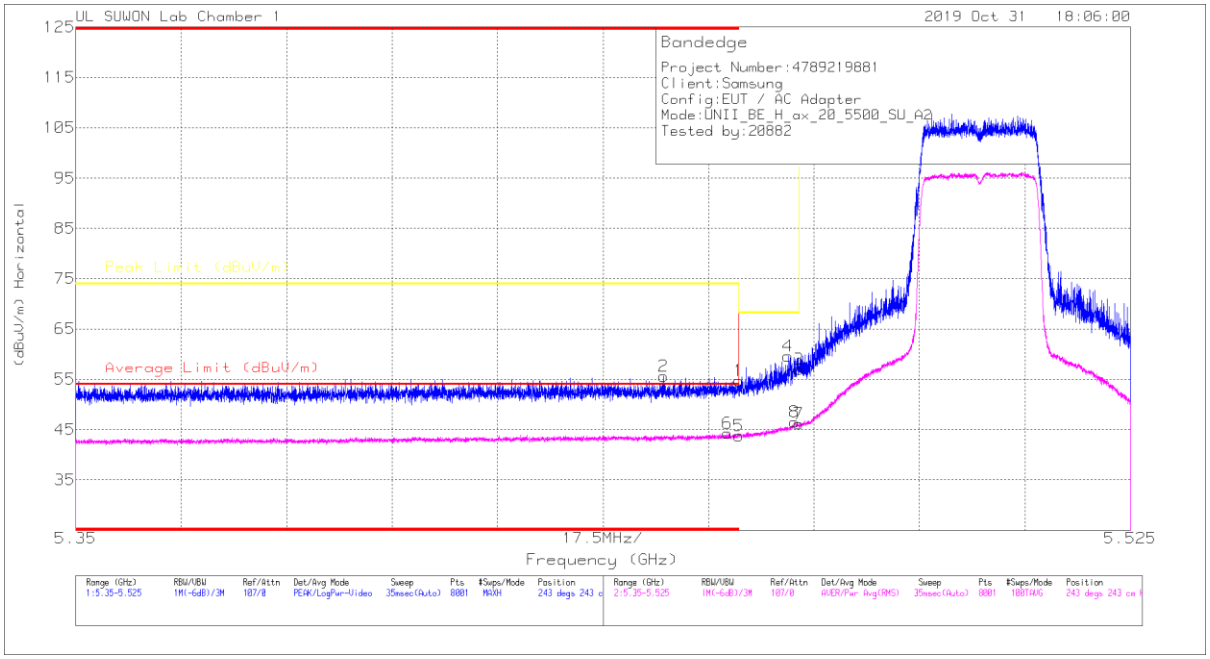

HORIZONTAL DATA

Trace Markers

Marker	Frequency (GHz)	Meter Reading (dBuV)	Det	3117_00168717	10dB_ATT[dB]	DC Corr (dB)	Corrected Reading (dBuV/m)	Average Limit (dBuV/m)	Margin (dB)	Peak Limit (dBuV/m)	PK Margin (dB)	Azimuth (Degs)	Height (cm)	Polarity
1	* 5.45999	41.45	Pk	34.7	-21.4	0	54.75	-	-	74	-19.25	243	243	H
2	* 5.44756	42.44	Pk	34.7	-21.5	0	55.64	-	-	74	-18.36	243	243	H
3	5.46998	43.74	Pk	34.7	-21.5	0	56.94	-	-	68.2	-11.26	243	243	H
4	5.46817	46.4	Pk	34.7	-21.5	0	59.6	-	-	68.2	-8.6	243	243	H
5	* 5.45999	30.04	RMS	34.7	-21.4	.39	43.73	54	-10.27	-	-	243	243	H
6	* 5.45811	30.63	RMS	34.7	-21.4	.39	44.32	54	-9.68	-	-	243	243	H
7	5.46998	32.57	RMS	34.7	-21.5	.39	46.16	-	-	-	-	243	243	H
8	5.46928	32.96	RMS	34.7	-21.5	.39	46.55	-	-	-	-	243	243	H

* - indicates frequency in CFR47 Pt 15 / IC RSS-Restricted Band
Pk - Peak detector
RMS - RMS detection

UL Korea, Ltd. Confidential
This report shall not be reproduced except in full, without the written approval of UL Korea, Ltd.

VERTICAL PEAK AND AVERAGE PLOT

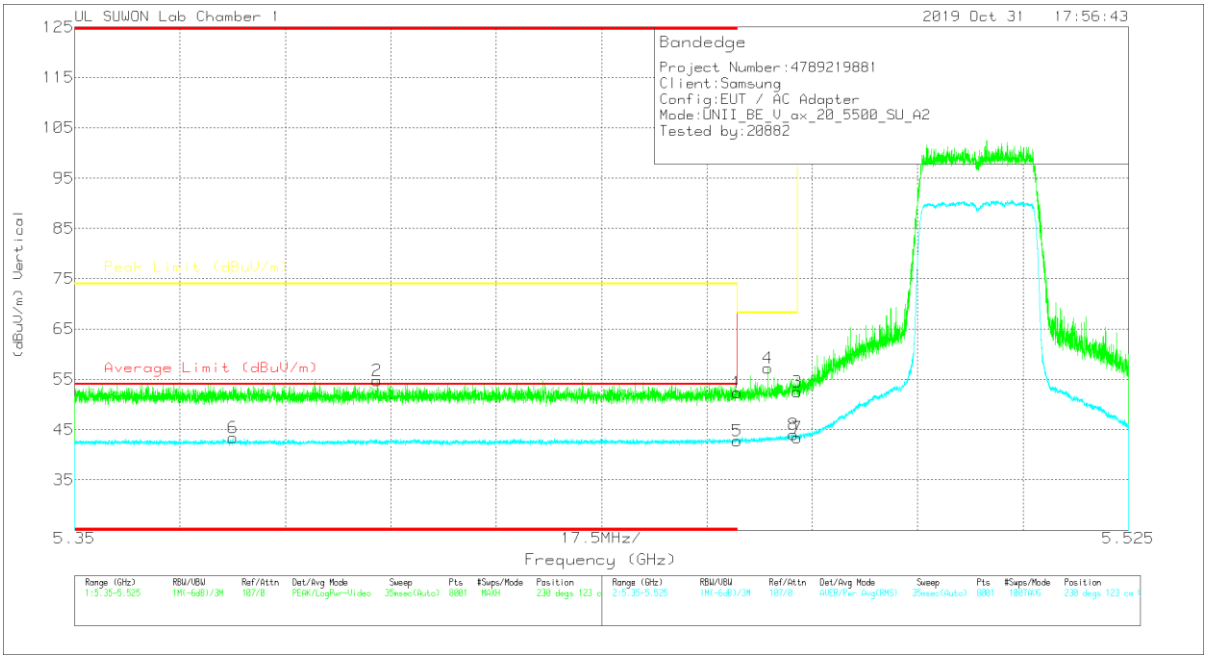

VERTICAL DATA

Trace Markers

Marker	Frequency (GHz)	Meter Reading (dBuV)	Det	3117_00168717	10dB_ATT[dB]	DC Corr (dB)	Corrected Reading (dBuV/m)	Average Limit (dBuV/m)	Margin (dB)	Peak Limit (dBuV/m)	PK Margin (dB)	Azimuth (Degs)	Height (cm)	Polarity
1	* 5.45999	39.05	Pk	34.7	-21.4	0	52.35	-	-	74	-21.65	230	123	V
2	* 5.40025	41.59	Pk	34.7	-21.5	0	54.79	-	-	74	-19.21	230	123	V
3	5.46998	39.35	Pk	34.7	-21.5	0	52.55	-	-	68.2	-15.65	230	123	V
4	5.46511	43.99	Pk	34.7	-21.4	0	57.29	-	-	68.2	-10.91	230	123	V
5	* 5.45999	29.05	RMS	34.7	-21.4	.39	42.74	54	-11.26	-	-	230	123	V
6	* 5.37625	29.77	RMS	34.7	-21.5	.39	43.36	54	-10.64	-	-	230	123	V
7	5.46998	29.83	RMS	34.7	-21.5	.39	43.42	-	-	-	-	230	123	V
8	5.46933	30.43	RMS	34.7	-21.5	.39	44.02	-	-	-	-	230	123	V

* - indicates frequency in CFR47 Pt 15 / IC RSS-Restricted Band
Pk - Peak detector
RMS - RMS detection

UL Korea, Ltd. Confidential
This report shall not be reproduced except in full, without the written approval of UL Korea, Ltd.

HE40 SU mode (ANT_1)

HORIZONTAL PEAK AND AVERAGE PLOT

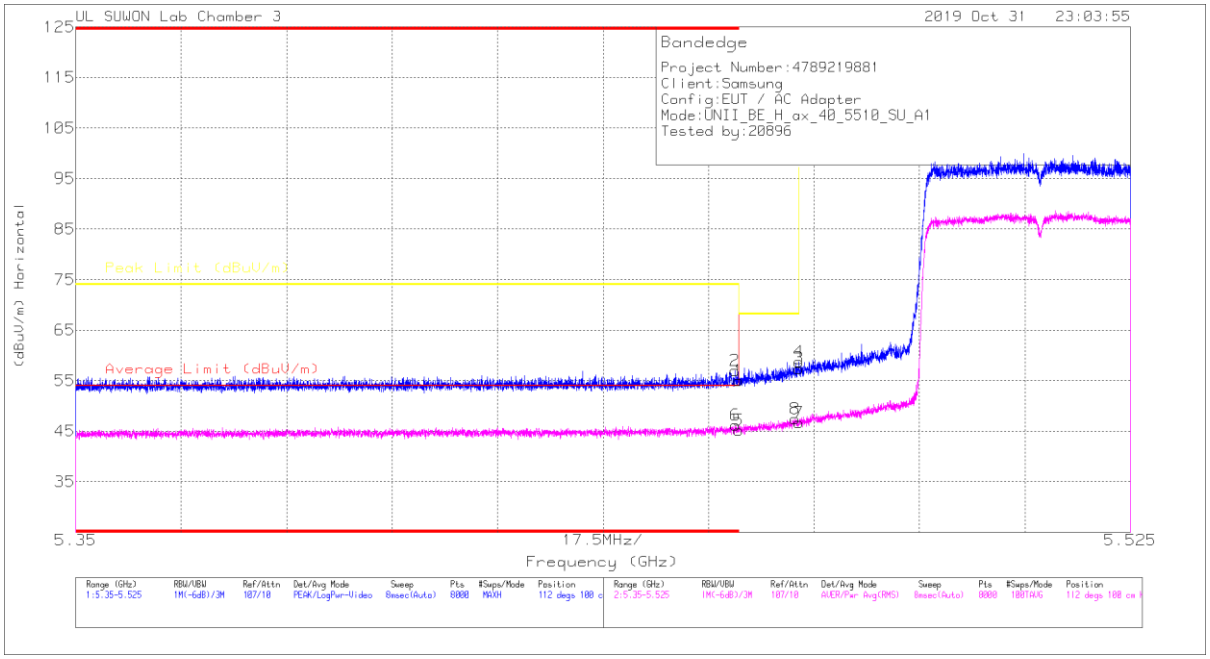

HORIZONTAL DATA

Trace Markers

Marker	Frequency (GHz)	Meter Reading (dBuV)	Det	3117_00205959	10dB_ATT[dB]	DC Corr (dB)	Corrected Reading (dBuV/m)	Average Limit (dBuV/m)	Margin (dB)	Peak Limit (dBuV/m)	PK Margin (dB)	Azimuth (Degs)	Height (cm)	Polarity
1	* 5.45998	38.34	Pk	34.7	-18	0	55.04	-	-	74	-18.96	112	100	H
2	* 5.45937	40.45	Pk	34.7	-18.1	0	57.05	-	-	74	-16.95	112	100	H
3	5.46998	40.73	Pk	34.7	-18	0	57.43	-	-	68.2	-10.77	112	100	H
4	5.46996	42.03	Pk	34.7	-18	0	58.73	-	-	68.2	-9.47	112	100	H
5	* 5.45998	27.8	RMS	34.7	-18	.72	45.22	54	-8.78	-	-	112	100	H
6	* 5.4595	28.9	RMS	34.7	-18.1	.72	46.22	54	-7.78	-	-	112	100	H
7	5.46998	29.32	RMS	34.7	-18	.72	46.74	-	-	-	-	112	100	H
8	5.46941	30.06	RMS	34.7	-18	.72	47.48	-	-	-	-	112	100	H

* - indicates frequency in CFR47 Pt 15 / IC RSS-Restricted Band
Pk - Peak detector
RMS - RMS detection

UL Korea, Ltd. Confidential
This report shall not be reproduced except in full, without the written approval of UL Korea, Ltd.

VERTICAL PEAK AND AVERAGE PLOT

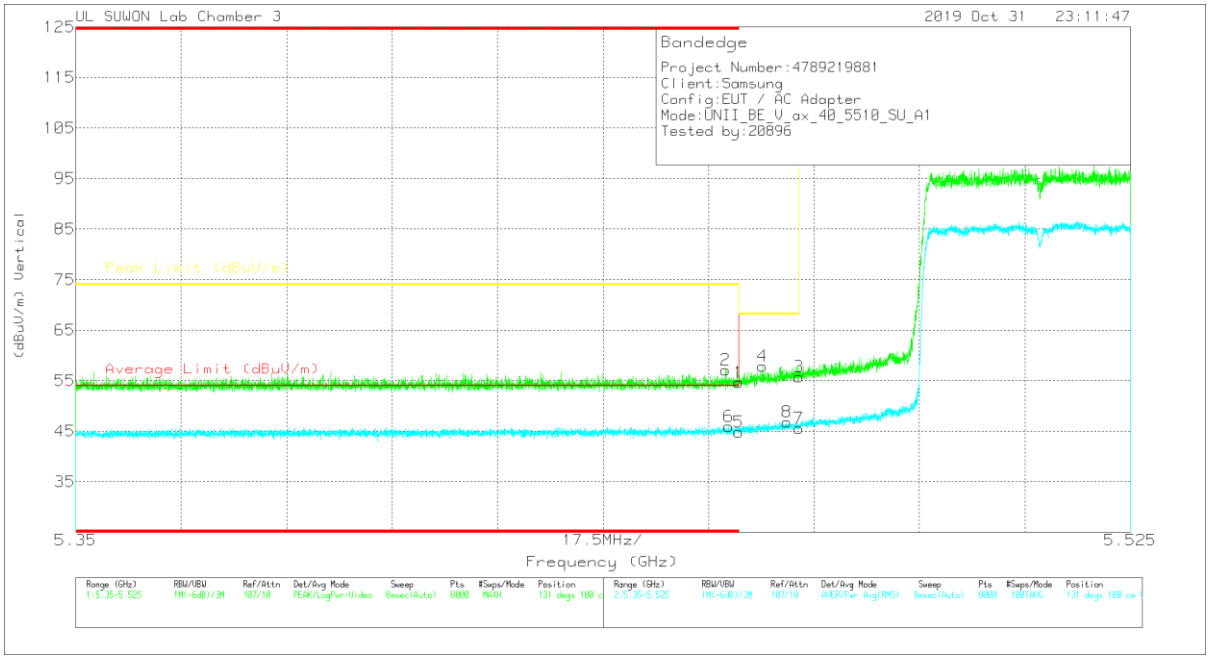

VERTICAL DATA

Trace Markers

Marker	Frequency (GHz)	Meter Reading (dBuV)	Det	3117_00205959	10dB_ATT[dB]	DC Corr (dB)	Corrected Reading (dBuV/m)	Average Limit (dBuV/m)	Margin (dB)	Peak Limit (dBuV/m)	PK Margin (dB)	Azimuth (Degs)	Height (cm)	Polarity
1	* 5.45998	37.96	Pk	34.7	-18	0	54.66	-	-	74	-19.34	131	100	V
2	* 5.45784	40.41	Pk	34.7	-18	0	57.11	-	-	74	-16.89	131	100	V
3	5.46998	39.04	Pk	34.7	-18	0	55.74	-	-	68.2	-12.46	131	100	V
4	5.46392	41.21	Pk	34.7	-18	0	57.91	-	-	68.2	-10.29	131	100	V
5	* 5.45998	27.44	RMS	34.7	-18	.72	44.86	54	-9.14	-	-	131	100	V
6	* 5.45832	28.65	RMS	34.7	-18.1	.72	45.97	54	-8.03	-	-	131	100	V
7	5.46998	28.2	RMS	34.7	-18	.72	45.62	-	-	-	-	131	100	V
8	5.46801	29.39	RMS	34.7	-18	.72	46.81	-	-	-	-	131	100	V

* - indicates frequency in CFR47 Pt 15 / IC RSS-Restricted Band
Pk - Peak detector
RMS - RMS detection

UL Korea, Ltd. Confidential
This report shall not be reproduced except in full, without the written approval of UL Korea, Ltd.

HE40 SU mode (ANT_2)

HORIZONTAL PEAK AND AVERAGE PLOT

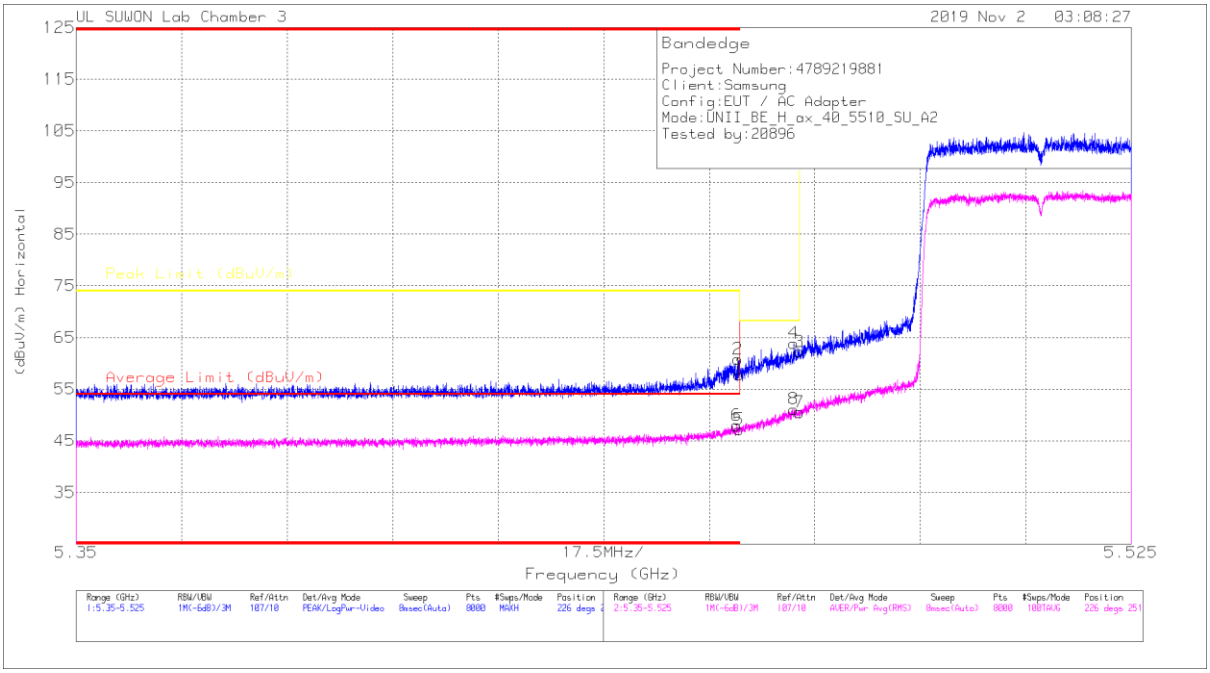

HORIZONTAL DATA

Trace Markers

Marker	Frequency(GHz)	MeterReading(dBuV)	Det	3117_00205959	10dB_ATT[dB]	DC Corr (dB)	CorrectedReading(dBuV/m)	Average Limit (dBuV/m)	Margin(dB)	Peak Limit (dBuV/m)	PK Margin(dB)	Azimuth(Degs)	Height(cm)	Polarity
1	* 5.45998	41.09	Pk	34.7	-18	0	57.79	-	-	74	-16.21	226	251	H
2	* 5.45972	44.1	Pk	34.7	-18	0	60.8	-	-	74	-13.2	226	251	H
3	5.46998	45.55	Pk	34.7	-18	0	62.25	-	-	68.2	-5.95	226	251	H
4	5.46902	47.28	Pk	34.7	-18.1	0	63.88	-	-	68.2	-4.32	226	251	H
5	* 5.45998	29.74	RMS	34.7	-18	.72	47.16	54	-6.84	-	-	226	251	H
6	* 5.4595	30.64	RMS	34.7	-18.1	.72	47.96	54	-6.04	-	-	226	251	H
7	5.46998	33.1	RMS	34.7	-18	.72	50.52	-	-	-	-	226	251	H
8	5.46899	33.78	RMS	34.7	-18.1	.72	51.1	-	-	-	-	226	251	H

* - indicates frequency in CFR47 Pt 15 / IC RSS-Restricted Band
Pk - Peak detector
RMS - RMS detection

UL Korea, Ltd. Confidential
This report shall not be reproduced except in full, without the written approval of UL Korea, Ltd.

VERTICAL PEAK AND AVERAGE PLOT

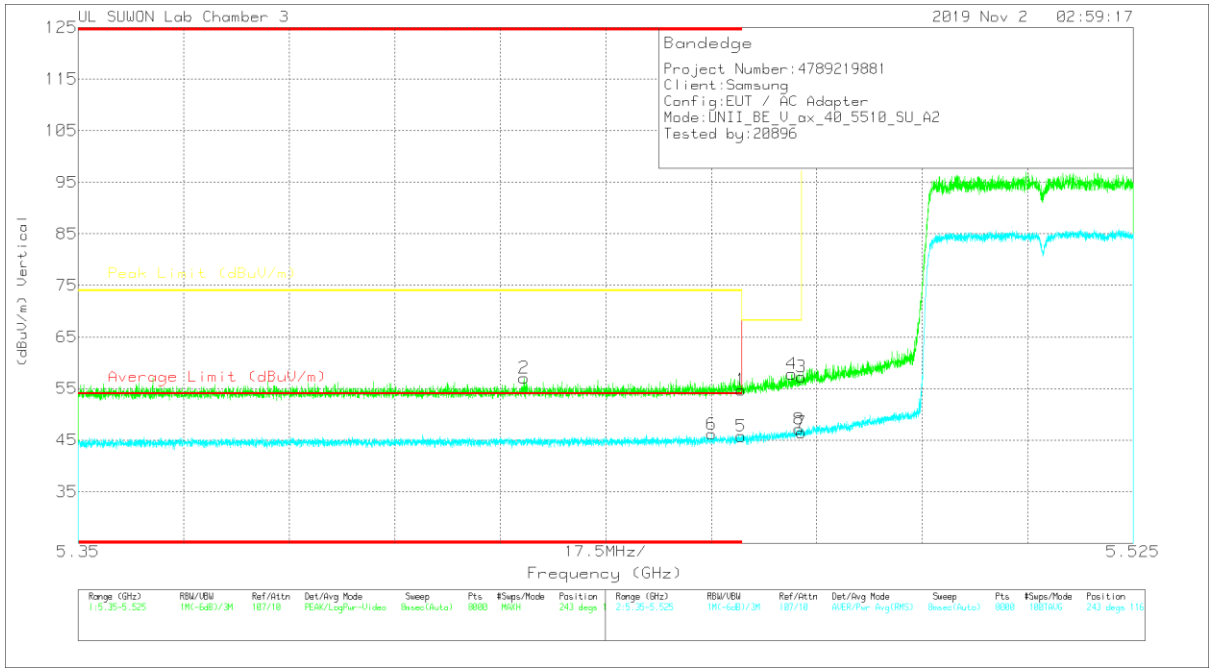

VERTICAL DATA

Trace Markers

Marker	Frequency (GHz)	Meter Reading (dBuV)	Det	3117_00205959	10dB_ATT[dB]	DC Corr (dB)	Corrected Reading (dBuV/m)	Average Limit (dBuV/m)	Margin (dB)	Peak Limit (dBuV/m)	PK Margin (dB)	Azimuth (Degs)	Height (cm)	Polarity
1	* 5.45998	38.02	Pk	34.7	-18	0	54.72	-	-	74	-19.28	243	116	V
2	* 5.42395	40.46	Pk	34.7	-18.1	0	57.06	-	-	74	-16.94	243	116	V
3	5.46998	40.57	Pk	34.7	-18	0	57.27	-	-	68.2	-10.93	243	116	V
4	5.46834	41.22	Pk	34.7	-18.1	0	57.82	-	-	68.2	-10.38	243	116	V
5	* 5.45998	28.35	RMS	34.7	-18	.72	45.77	54	-8.23	-	-	243	116	V
6	* 5.45506	28.84	RMS	34.7	-18.1	.72	46.16	54	-7.84	-	-	243	116	V
7	5.46998	29.09	RMS	34.7	-18	.72	46.51	-	-	-	-	243	116	V
8	5.46956	29.72	RMS	34.7	-18	.72	47.14	-	-	-	-	243	116	V

* - indicates frequency in CFR47 Pt 15 / IC RSS-Restricted Band
Pk - Peak detector
RMS - RMS detection

UL Korea, Ltd. Confidential
This report shall not be reproduced except in full, without the written approval of UL Korea, Ltd.

HE80 SU mode (ANT_1)

HORIZONTAL PEAK AND AVERAGE PLOT

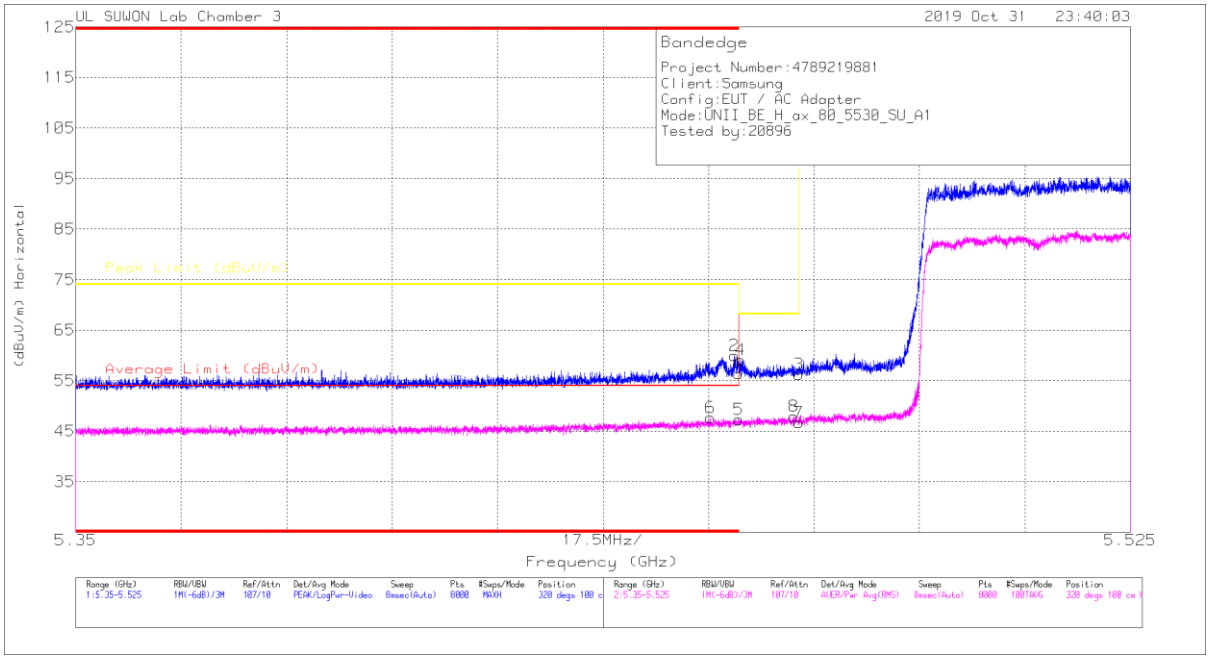

HORIZONTAL DATA

Trace Markers

Marker	Frequency (GHz)	Meter Reading (dBuV)	Det	3117_00205959	10dB_ATT[dB]	DC Corr (dB)	Corrected Reading (dBuV/m)	Average Limit (dBuV/m)	Margin (dB)	Peak Limit (dBuV/m)	PK Margin (dB)	Azimuth (Degs)	Height (cm)	Polarity
1	* 5.45998	39.66	Pk	34.7	-18	0	56.36	-	-	74	-17.64	320	100	H
2	* 5.45932	43.35	Pk	34.7	-18.1	0	59.95	-	-	74	-14.05	320	100	H
3	5.46998	39.6	Pk	34.7	-18	0	56.3	-	-	68.2	-11.9	320	100	H
4	5.46029	42.35	Pk	34.7	-18	0	59.05	-	-	68.2	-9.15	320	100	H
5	* 5.45998	29.38	RMS	34.7	-18	1.26	47.34	54	-6.66	-	-	320	100	H
6	* 5.45528	29.8	RMS	34.7	-18.1	1.26	47.66	54	-6.34	-	-	320	100	H
7	5.46998	28.68	RMS	34.7	-18	1.26	46.64	-	-	-	-	320	100	H
8	5.46915	30.07	RMS	34.7	-18.1	1.26	47.93	-	-	-	-	320	100	H

* - indicates frequency in CFR47 Pt 15 / IC RSS-Restricted Band
Pk - Peak detector
RMS - RMS detection

UL Korea, Ltd. Confidential
This report shall not be reproduced except in full, without the written approval of UL Korea, Ltd.

VERTICAL PEAK AND AVERAGE PLOT

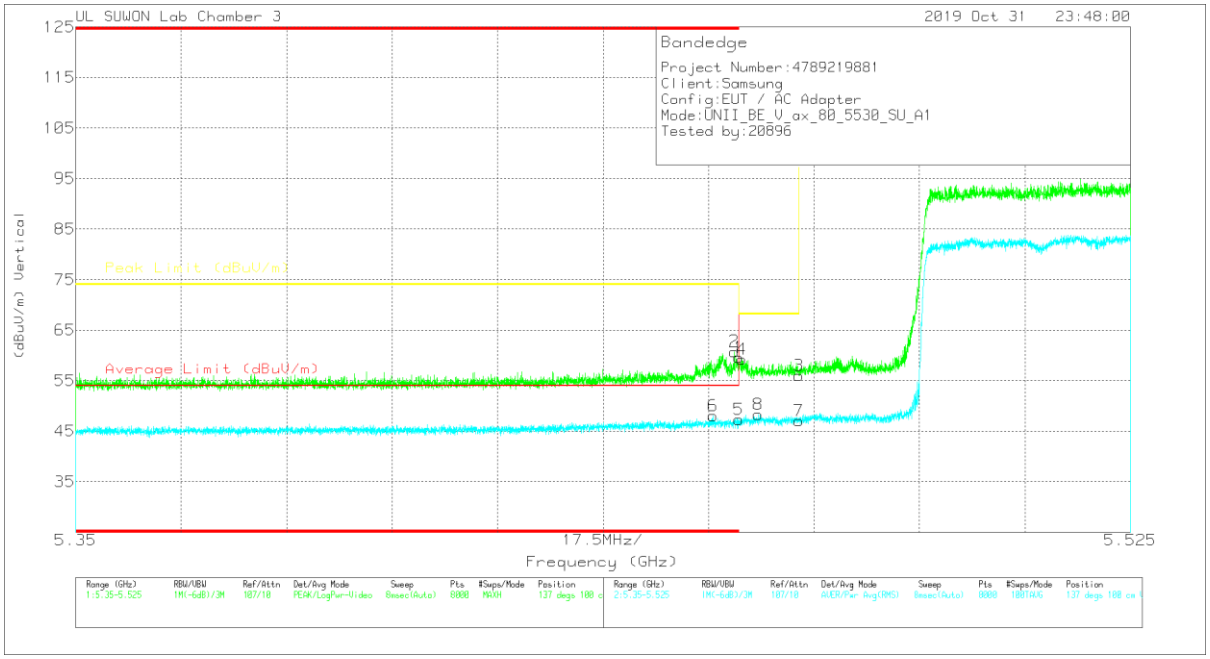

VERTICAL DATA

Trace Markers

Marker	Frequency (GHz)	Meter Reading (dBuV)	Det	3117_00205959	10dB_ATT[dB]	DC Corr (dB)	Corrected Reading (dBuV/m)	Average Limit (dBuV/m)	Margin (dB)	Peak Limit (dBuV/m)	PK Margin (dB)	Azimuth (Degs)	Height (cm)	Polarity
1	* 5.45998	42.91	Pk	34.7	-18	0	59.61	-	-	74	-14.39	137	100	V
2	* 5.4593	44.18	Pk	34.7	-18.1	0	60.78	-	-	74	-13.22	137	100	V
3	5.46998	39.27	Pk	34.7	-18	0	55.97	-	-	68.2	-12.23	137	100	V
4	5.46055	42.56	Pk	34.7	-18	0	59.26	-	-	68.2	-8.94	137	100	V
5	* 5.45998	29.32	RMS	34.7	-18	1.26	47.28	54	-6.72	-	-	137	100	V
6	* 5.45571	30.11	RMS	34.7	-18	1.26	48.07	54	-5.93	-	-	137	100	V
7	5.46998	29.1	RMS	34.7	-18	1.26	47.06	-	-	-	-	137	100	V
8	5.46324	30.35	RMS	34.7	-18	1.26	48.31	-	-	-	-	137	100	V

* - indicates frequency in CFR47 Pt 15 / IC RSS-Restricted Band
Pk - Peak detector
RMS - RMS detection

UL Korea, Ltd. Confidential
This report shall not be reproduced except in full, without the written approval of UL Korea, Ltd.

HE80 SU mode (ANT_2)

HORIZONTAL PEAK AND AVERAGE PLOT

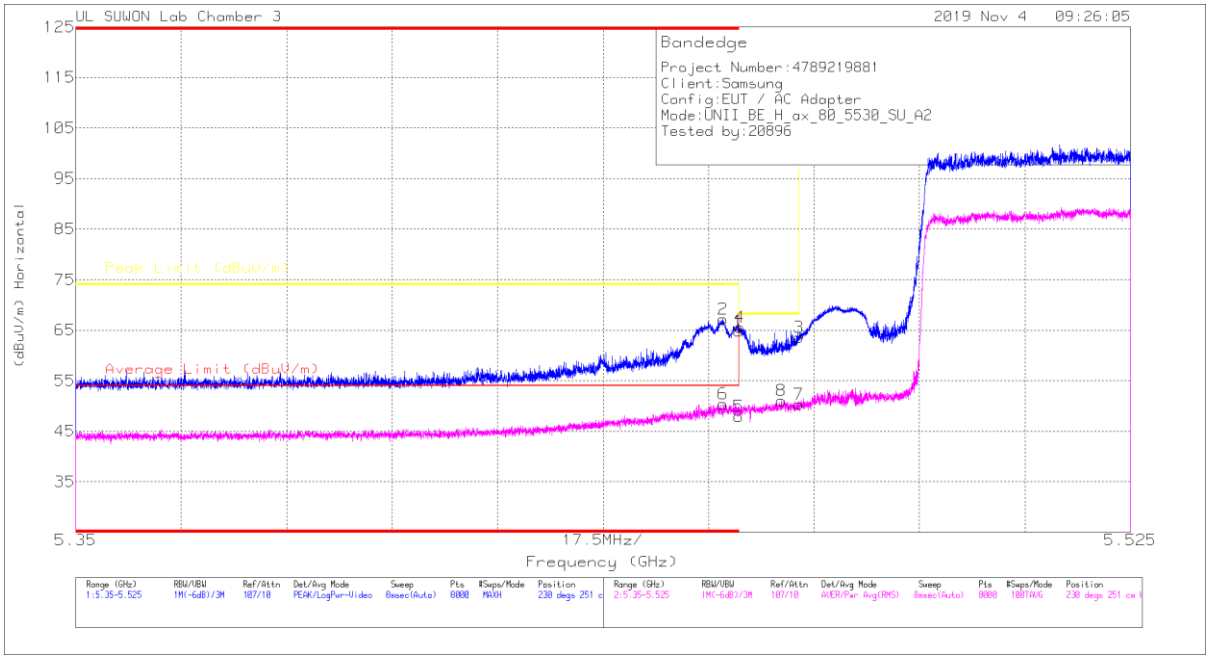

HORIZONTAL DATA

Trace Markers

Marker	Frequency (GHz)	Meter Reading (dBuV)	Det	3117_00205959	10dB_ATT[dB]	Corrected Reading (dBuV/m)	Average Limit (dBuV/m)	Margin (dB)	Peak Limit (dBuV/m)	PK Margin (dB)	Azimuth (Degs)	Height (cm)	Polarity
1	* 5.45998	48.11	Pk	34.7	-18	64.81	-	-	74	-9.19	230	251	H
2	* 5.45744	50.48	Pk	34.7	-18	67.18	-	-	74	-6.82	230	251	H
3	5.46998	46.87	Pk	34.7	-18	63.57	-	-	68.2	-4.63	230	251	H
4	5.4602	48.85	Pk	34.7	-18	65.55	-	-	68.2	-2.65	230	251	H
5	* 5.45998	31.26	RMS	34.7	-18	47.96	54	-6.04	-	-	230	251	H
6	* 5.45738	33.68	RMS	34.7	-18	50.38	54	-3.62	-	-	230	251	H
7	5.46998	33.64	RMS	34.7	-18	50.34	-	-	-	-	230	251	H
8	5.46709	34.33	RMS	34.7	-18	51.03	-	-	-	-	230	251	H

* - indicates frequency in CFR47 Pt 15 / IC RSS-Restricted Band
Pk - Peak detector
RMS - RMS detection

UL Korea, Ltd. Confidential
This report shall not be reproduced except in full, without the written approval of UL Korea, Ltd.

VERTICAL PEAK AND AVERAGE PLOT

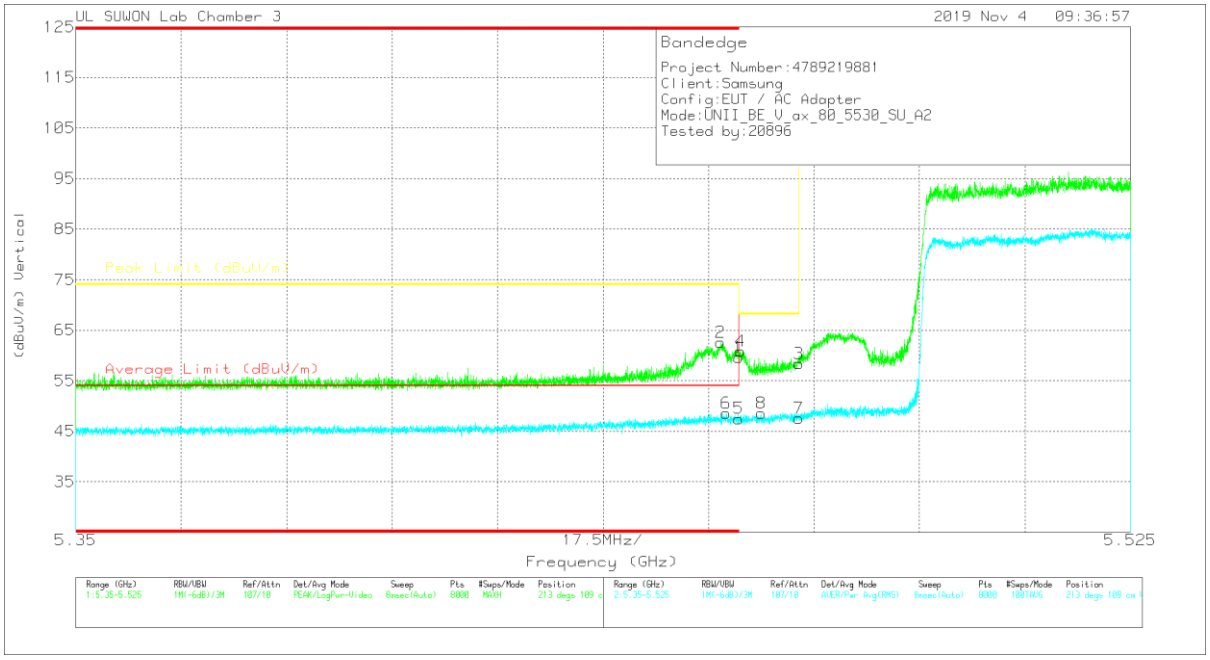

VERTICAL DATA

Trace Markers

Marker	Frequency (GHz)	Meter Reading (dBuV)	Det	3117_00205959	10dB_ATT[dB]	DC Corr (dB)	Corrected Reading (dBuV/m)	Average Limit (dBuV/m)	Margin (dB)	Peak Limit (dBuV/m)	PK Margin (dB)	Azimuth (Degs)	Height (cm)	Polarity
1	* 5.45998	42.96	Pk	34.7	-18	0	59.66	-	-	74	-14.34	213	109	V
2	* 5.45703	45.86	Pk	34.7	-18	0	62.56	-	-	74	-11.44	213	109	V
3	5.46998	41.71	Pk	34.7	-18	0	58.41	-	-	68.2	-9.79	213	109	V
4	5.46031	44.19	Pk	34.7	-18	0	60.89	-	-	68.2	-7.31	213	109	V
5	* 5.45998	29.54	RMS	34.7	-18	1.26	47.5	54	-6.5	-	-	213	109	V
6	* 5.45797	30.61	RMS	34.7	-18	1.26	48.57	54	-5.43	-	-	213	109	V
7	5.46998	29.58	RMS	34.7	-18	1.26	47.54	-	-	-	-	213	109	V
8	5.46377	30.65	RMS	34.7	-18	1.26	48.61	-	-	-	-	213	109	V

* - indicates frequency in CFR47 Pt 15 / IC RSS-Restricted Band
Pk - Peak detector
RMS - RMS detection

UL Korea, Ltd. Confidential
This report shall not be reproduced except in full, without the written approval of UL Korea, Ltd.

HIGH CHANNEL

HE20 SU mode (ANT_1)

HORIZONTAL PEAK AND AVERAGE PLOT

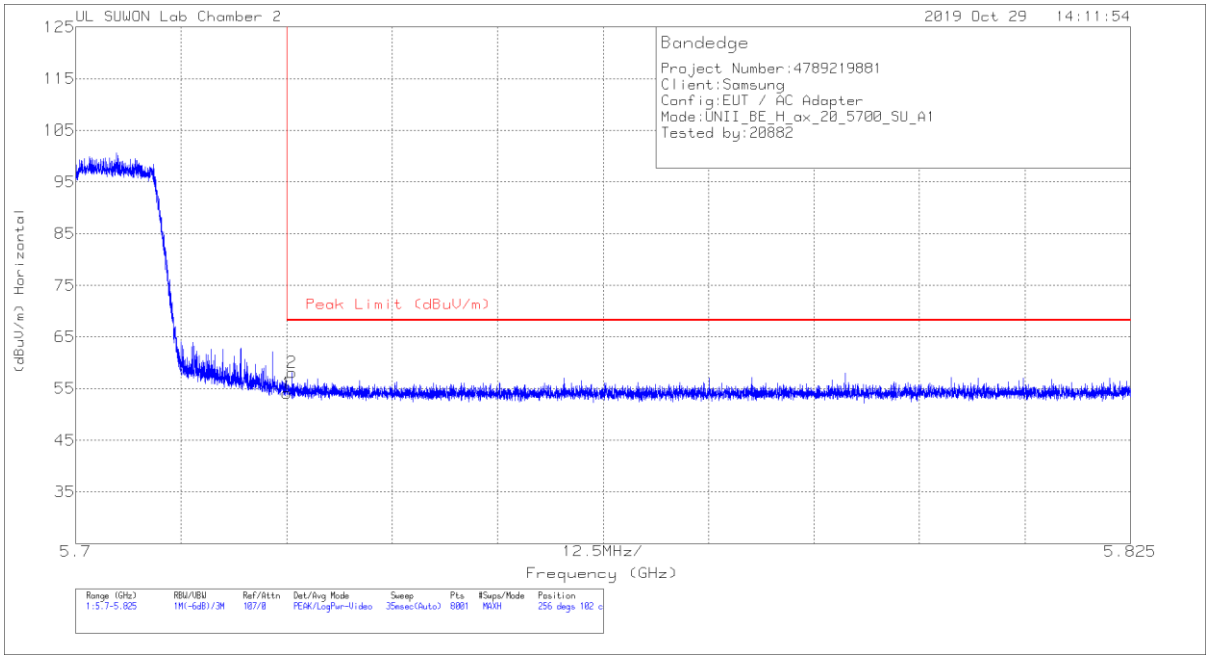

HORIZONTAL DATA

Trace Markers

Marker	Frequency (GHz)	Meter Reading (dBuV)	Det	3117_00168724	10dB_ATT[dB]	DC Corr (dB)	Corrected Reading (dBuV/m)	Peak Limit (dBuV/m)	PK Margin (dB)	Azimuth (Degs)	Height (cm)	Polarity
1	5.72502	36.94	Pk	34.7	-17.5	0	54.14	68.2	-14.06	256	102	H
2	5.72561	41.06	Pk	34.7	-17.6	0	58.16	68.2	-10.04	256	102	H

Pk - Peak detector

UL Korea, Ltd. Suwon Laboratory FORM ID: FCC_15E(03)
218 Maeyeong-ro, Yeongtong-gu, Suwon-si, Gyeonggi-do, 16675 Korea TEL: (031) 337-9902,FAX: (031) 213-5433
UL Korea, Ltd. Confidential
This report shall not be reproduced except in full, without the written approval of UL Korea, Ltd.

VERTICAL PEAK AND AVERAGE PLOT

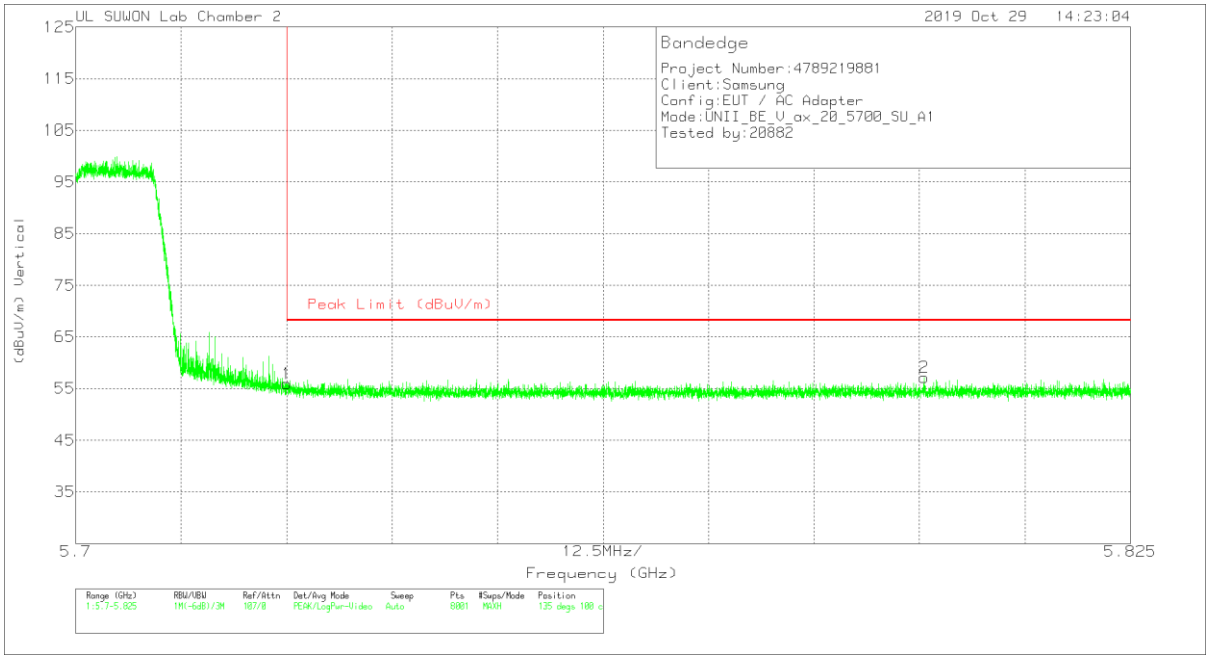

VERTICAL DATA

Trace Markers

Marker	Frequency (GHz)	Meter Reading (dBuV)	Det	3117_00168724	10dB_ATT[dB]	DC Corr (dB)	Corrected Reading (dBuV/m)	Peak Limit (dBuV/m)	PK Margin (dB)	Azimuth (Degs)	Height (cm)	Polarity
1	5.72502	38.7	Pk	34.7	-17.5	0	55.9	68.2	-12.3	135	100	V
2	5.80053	39.73	Pk	34.8	-17.4	0	57.13	68.2	-11.07	135	100	V

Pk - Peak detector

UL Korea, Ltd. Confidential
This report shall not be reproduced except in full, without the written approval of UL Korea, Ltd.

HE20 SU mode (ANT_2)

HORIZONTAL PEAK AND AVERAGE PLOT

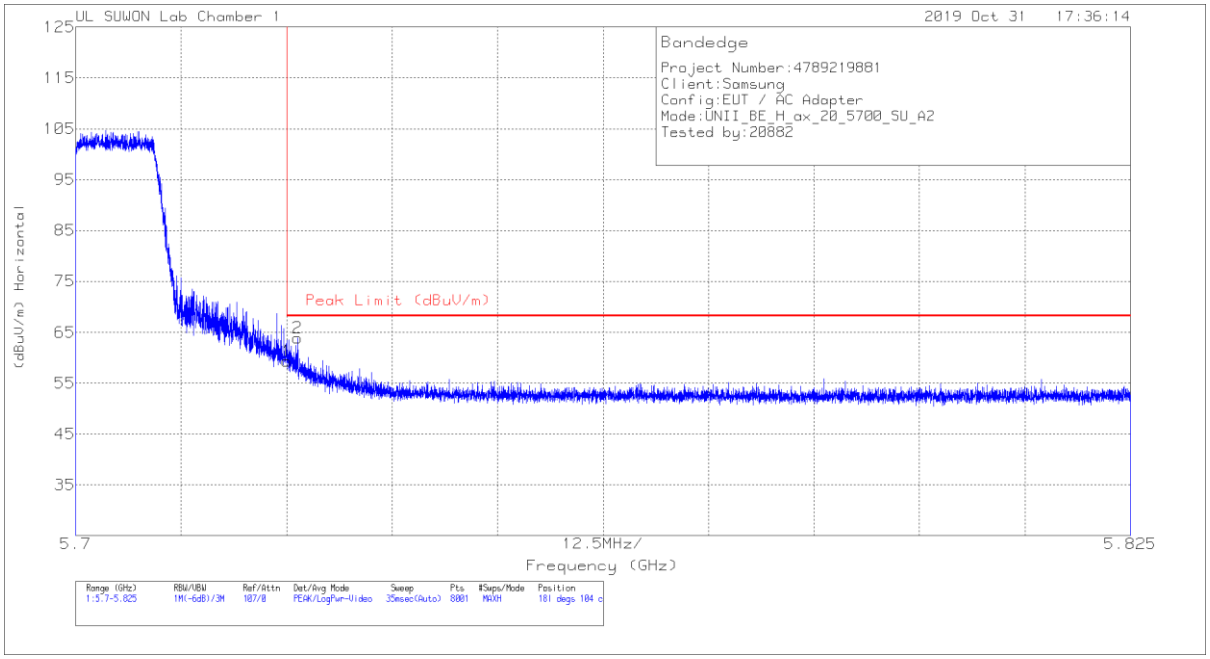

HORIZONTAL DATA

Trace Markers

Marker	Frequency (GHz)	Meter Reading (dBuV)	Det	3117_00168717	10dB_ATT[dB]	DC Corr (dB)	Corrected Reading (dBuV/m)	Peak Limit (dBuV/m)	PK Margin (dB)	Azimuth (Degs)	Height (cm)	Polarity
1	5.72502	45.63	Pk	34.8	-21.1	0	59.33	68.2	-8.87	181	104	H
2	5.72631	50.16	Pk	34.8	-21.1	0	63.86	68.2	-4.34	181	104	H

Pk - Peak detector

UL Korea, Ltd. Suwon Laboratory FORM ID: FCC_15E(03)
218 Maeyeong-ro, Yeongtong-gu, Suwon-si, Gyeonggi-do, 16675 Korea TEL: (031) 337-9902,FAX: (031) 213-5433
UL Korea, Ltd. Confidential
This report shall not be reproduced except in full, without the written approval of UL Korea, Ltd.

VERTICAL PEAK AND AVERAGE PLOT

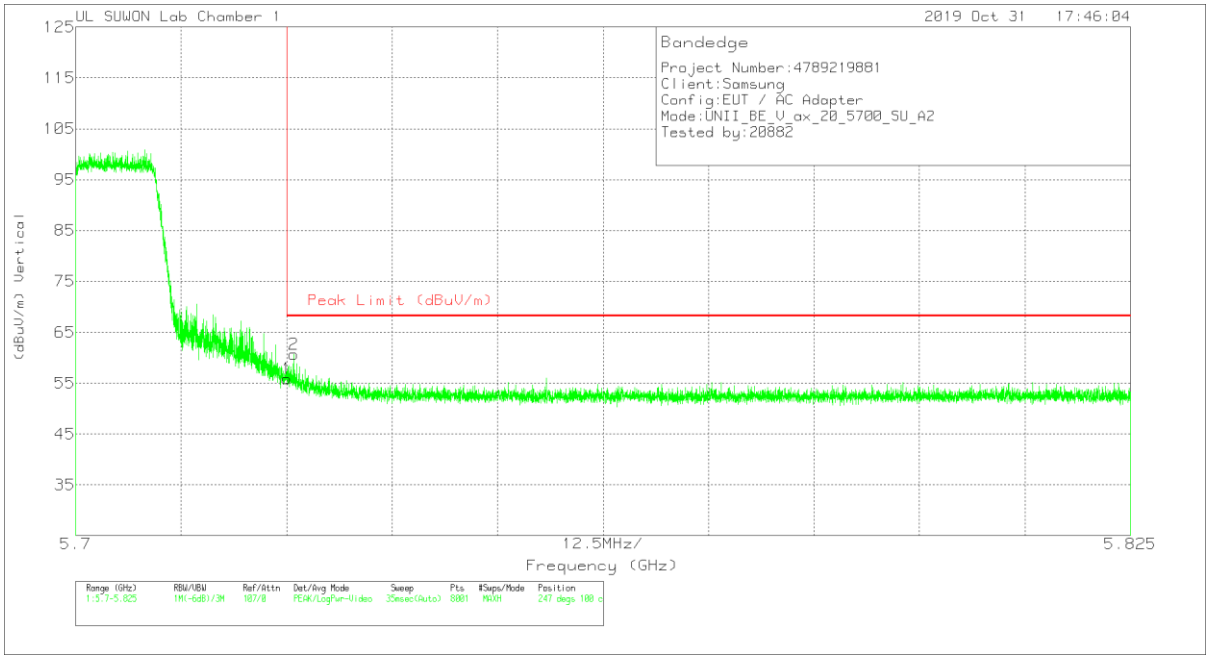

VERTICAL DATA

Trace Markers

Marker	Frequency (GHz)	Meter Reading (dBuV)	Det	3117_00168717	10dB_ATT[dB]	DC Corr (dB)	Corrected Reading (dBuV/m)	Peak Limit (dBuV/m)	PK Margin (dB)	Azimuth (Degs)	Height (cm)	Polarity
1	5.72502	42.16	Pk	34.8	-21.1	0	55.86	68.2	-12.34	247	100	V
2	5.72581	47	Pk	34.8	-21.1	0	60.7	68.2	-7.5	247	100	V

Pk - Peak detector

UL Korea, Ltd. Confidential
This report shall not be reproduced except in full, without the written approval of UL Korea, Ltd.

HE40 SU mode (ANT_1)

HORIZONTAL PEAK AND AVERAGE PLOT

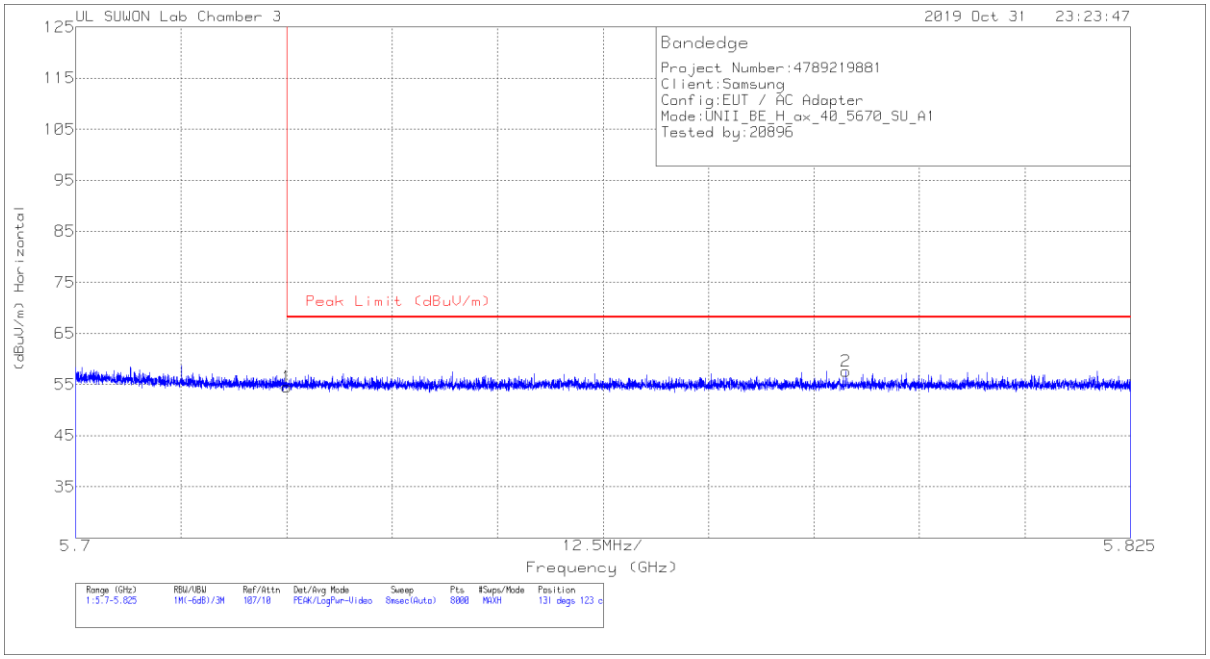

HORIZONTAL DATA

Trace Markers

Marker	Frequency (GHz)	Meter Reading (dBuV)	Det	3117_00205959	10dB_ATT[dB]	DC Corr (dB)	Corrected Reading (dBuV/m)	Peak Limit (dBuV/m)	PK Margin (dB)	Azimuth (Degs)	Height (cm)	Polarity
1	5.725	37.23	Pk	34.8	-17.5	0	54.53	68.2	-13.67	131	123	H
2	5.79129	40.05	Pk	34.9	-17.3	0	57.65	68.2	-10.55	131	123	H

Pk - Peak detector

UL Korea, Ltd. Confidential
This report shall not be reproduced except in full, without the written approval of UL Korea, Ltd.

VERTICAL PEAK AND AVERAGE PLOT

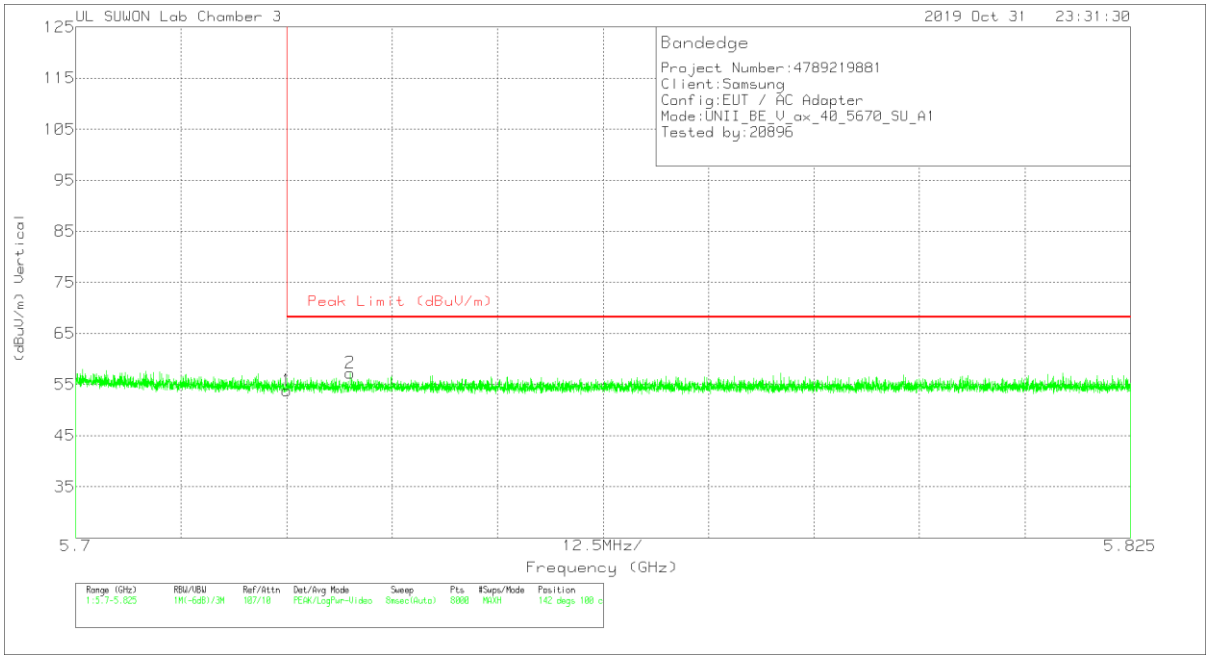

VERTICAL DATA

Trace Markers

Marker	Frequency (GHz)	Meter Reading (dBuV)	Det	3117_00205959	10dB_ATT[dB]	DC Corr (dB)	Corrected Reading (dBuV/m)	Peak Limit (dBuV/m)	PK Margin (dB)	Azimuth (Degs)	Height (cm)	Polarity
1	5.725	36.56	Pk	34.8	-17.5	0	53.86	68.2	-14.34	142	100	V
2	5.7325	40	Pk	34.8	-17.5	0	57.3	68.2	-10.9	142	100	V

Pk - Peak detector

UL Korea, Ltd. Confidential
This report shall not be reproduced except in full, without the written approval of UL Korea, Ltd.

HE40 SU mode (ANT_2)

HORIZONTAL PEAK AND AVERAGE PLOT

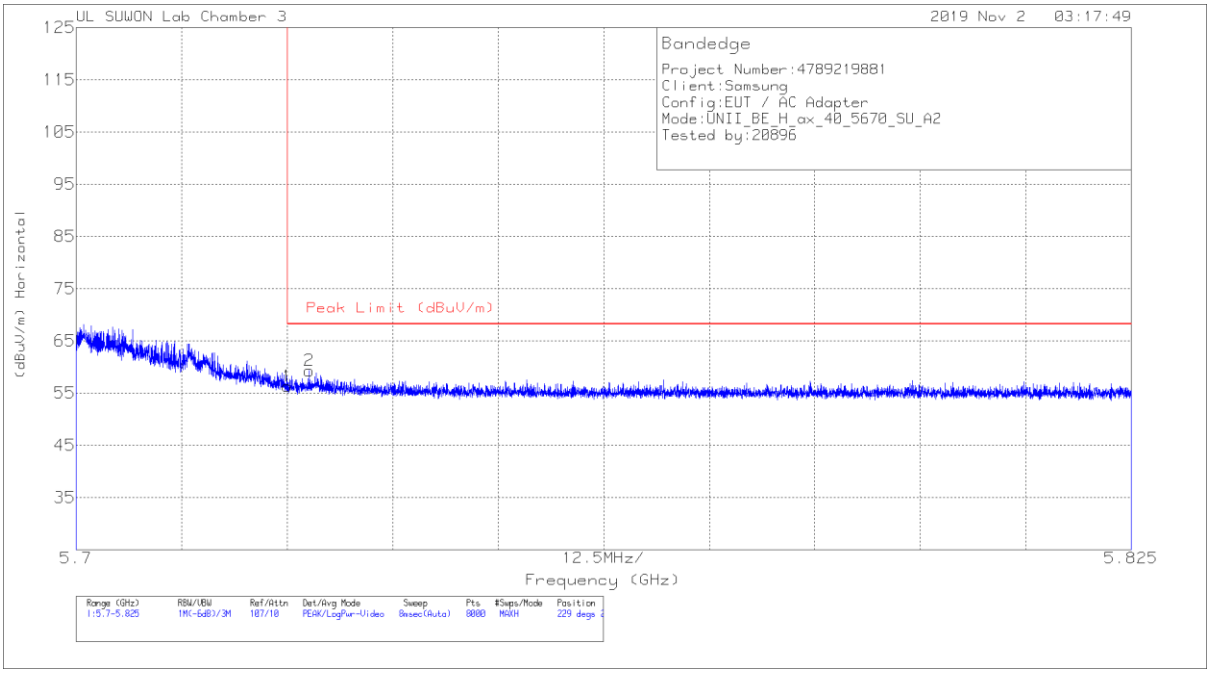

HORIZONTAL DATA

Trace Markers

Marker	Frequency (GHz)	Meter Reading (dBuV)	Det	3117_00205959	10dB_ATT[dB]	DC Corr (dB)	Corrected Reading (dBuV/m)	Peak Limit (dBuV/m)	PK Margin (dB)	Azimuth (Degs)	Height (cm)	Polarity
1	5.725	39	Pk	34.8	-17.5	0	56.3	68.2	-11.9	229	262	H
2	5.72763	41.97	Pk	34.8	-17.5	0	59.27	68.2	-8.93	229	262	H

Pk - Peak detector

UL Korea, Ltd. Confidential
This report shall not be reproduced except in full, without the written approval of UL Korea, Ltd.